

FORM 69-A15
(10-1-71)

U.S. DEPARTMENT OF COMMERCE
BUREAU OF THE CENSUS

Response to this inquiry is required by law (Title 13, U.S. Code.) By the same law your report to the Census Bureau is confidential. It may be seen only by sworn Census employees and may be used only for statistical purposes. The law also provides that copies retained in your files are immune from legal process.

SURVEY OF SPECIALIZED AGRICULTURE - 1971

FRUITS, NUTS, BERRIES

If you write to us about this report, please mention the Census File Number (the ten-digit number in the upper left corner of the address label)

A15

YOUR FILE COPY

(Please correct any error in name and address including ZIP code)

CENSUS USE ONLY	001	002	003	004
-----------------	-----	-----	-----	-----

Please read . . .

this message and the letter below.

Then begin with Section 1 and continue, following the instructions and explanations on the form.

For your convenience, the various production items have been organized into sections by type or purpose. Thus, if your answer to the title question of a section is a mark in the "No" box, your report for that section is complete and the individual items do not require your attention. You should move directly to the next section.

Please answer all sections of the form. If your records do not include the information for one or more items, give us your best estimates.

January 1972

We need your help - in your answers to the questions in this census form. Please fill it out and return it just as soon as you can.

Your replies, along with those of other operators like yourself, will provide some badly needed information about your type of farming or ranching.

If you reported, in the 1969 Census of Agriculture, significant production from more than one specialized type of farming or ranching, we are asking you to complete a form for each one.

Your filled out report form (or forms) must be returned to us for the successful completion of this survey, which is a part of the Census of Agriculture. The study is needed to measure the changes taking place so rapidly in United States agriculture.

By taking part in this study you are making an important contribution to the development of information which will benefit you and everyone concerned with the progress of agriculture.

Your answers will be used only in combination with those furnished by others. We will not publish or reveal anything which could lead to identification of you or your operation.

Please complete this report and mail it to us as soon as possible, preferably within the next ten days. Please include the completed reports for other specialized types of agriculture if you received forms for more than one type. You will find explanations and instructions throughout the form to assist you in recording your answers. Use the enclosed preaddressed postage-paid envelope to return your completed report or reports.

Thank you

J. Thomas Breen

J. THOMAS BREEN
Chief, Agriculture Division
Bureau of the Census

Section 1 - TYPE OF MANAGEMENT

Mark (X) the box which best describes the TYPE OF MANAGEMENT under which the agricultural operations of this place were conducted in 1971.

- 010
- | | | |
|--|---|--|
| 1 <input type="checkbox"/> Individual or family farm, excluding partnership, and corporation | 3 <input type="checkbox"/> Corporation, including family (Do not include co-ops.) | 5 <input type="checkbox"/> Other - Specify |
| 2 <input type="checkbox"/> Partnership, including family | 4 <input type="checkbox"/> 10 or fewer shareholders | |
| | 6 <input type="checkbox"/> More than 10 shareholders | |

For example: Estate or trust, Indian reservation, prison farm, grazing association, co-operative, etc.

Please read . . . The items in this report are to be completed for the management marked above.

Section 2 - ACREAGE AND OWNERSHIP in 1971 - include cropland, pastureland, and any woodland and wasteland associated with agricultural operations controlled during 1971 by the management marked in Section 1 above. (Do not include nonfarm business and residential properties.)

- | | | |
|---|-------------------------------|-------|
| 1. Land owned in 1971 - include land owned regardless of where it was located | None <input type="checkbox"/> | 011 |
| 2. Land rented or leased from others - include land worked on shares; leased Federal, State, and railroad land; and land used rent free. (Do not include land used on a per-head basis under a grazing permit.) | None <input type="checkbox"/> | 012 |
| 3. Land rented or leased to others - include land subleased and land worked on shares by others | None <input type="checkbox"/> | 013 |
| 4. Total acres - Please ADD acres owned (item 1) to acres rented (item 2), then SUBTRACT acres rented to others (item 3), and enter your answer in this space. These are the ACRES in "THIS PLACE" for this census report. | | 014 |
| | | 015 |
| 5. Cropland harvested - include all land in this place from which crops were harvested or hay was cut in 1971. If two crops were harvested from the same land in 1971, report acres only once | None <input type="checkbox"/> | Acres |

Section 3 - ACREAGE AND PRODUCTION IN 1971

Complete the appropriate line for each crop harvested. For each crop not harvested, mark the "None" box. Report the listed fruits, grapes, berries, and nuts you harvested from this place in 1971. For citrus fruit report crops harvested in 1970-1971 from the bloom of 1970. (Do not report crops of less than one acre.)

Crop		Acres under cultivation (Exclude abandoned plantings)		Acres irrigated at least once	Total quantity harvested (Pounds)	Approximate percentage of production	
		Net of bearing age	Of-bearing age			Used for processing	Machine harvested
1. Citrus fruits	None	020	1	2	3	4	5
a. Grapefruit	<input type="checkbox"/>						
b. Oranges	<input type="checkbox"/>	021	1	2	3	4	5
c. Lemons	<input type="checkbox"/>	022	1	2	3	4	5
d. All other citrus fruits	<input type="checkbox"/>	023	1	2	3	4	5
2. Non-citrus tree fruits		024	1	2	3	4	5
a. Apples	<input type="checkbox"/>						
b. Cherries	<input type="checkbox"/>	025	1	2	3	4	5
c. Peaches	<input type="checkbox"/>	026	1	2	3	4	5
d. Pears	<input type="checkbox"/>	027	1	2	3	4	5
e. Plums and prunes	<input type="checkbox"/>	028	1	2	3	4	5
f. All other non-citrus tree fruits	<input type="checkbox"/>	029	1	2	3	4	5
3. Grapes, American type	<input type="checkbox"/>	030	1	2	3	4	5
4. Grapes, European type	<input type="checkbox"/>	031	1	2	3	4	5
a. Raisin varieties	<input type="checkbox"/>	032	1	2	3	4	5
b. Table varieties	<input type="checkbox"/>	033	1	2	3	4	5
c. Wine varieties	<input type="checkbox"/>	034	1	2	3	4	5
5. Berries		035	1	2	3	4	5
a. Strawberries	<input type="checkbox"/>						
b. Cranberries	<input type="checkbox"/>	036	1	2	3	4	5
c. Raspberries	<input type="checkbox"/>	037	1	2	3	4	5
d. Blackberries and dewberries	<input type="checkbox"/>	038	1	2	3	4	5
e. Blueberries	<input type="checkbox"/>	039	1	2	3	4	5
f. All other berries	<input type="checkbox"/>	040	1	2	3	4	5
6. Tree nuts		041	1	2	3	4	5
a. Walnuts, English or Persian	<input type="checkbox"/>						
b. Almonds	<input type="checkbox"/>	042	1	2	3	4	5
c. Pecans, improved	<input type="checkbox"/>	043	1	2	3	4	5
d. Pecans, wild and seedling	<input type="checkbox"/>	044	1	2	3	4	5
7. Other fruit and nut trees	<input type="checkbox"/>	045	1	2	3	4	5

Please read . . . The remainder of this form is required only of the producers of one or more of the crops listed in Section 3. If none of the crops listed were harvested on this place in 1971, skip to Section 13, page 6.

Section 4 - ACRES TREATED WITH GROWTH REGULATORS AND METHODS OF THINNING FRUIT IN 1971

Crop		Acres treated with growth regulators			Mark (X) one		Acres of fruit thinned by		
		To prevent fruit drop	For other purposes (Control suckers, inhibit new growth, etc.)	Applied by you with equipment— Owned by you	Applied by you with equipment— Not owned by you	Applied by custom operator or others	Chemical methods	Machine or mechanical methods	Hand
1. Citrus fruits	None	050	051	1	2	3	052	1	2
a. Grapefruit	<input type="checkbox"/>								
b. Oranges	<input type="checkbox"/>	053	054	1	2	3	055	1	2
c. Lemons	<input type="checkbox"/>	056	057	1	2	3	058	1	2
d. All other citrus fruits	<input type="checkbox"/>	059	060	1	2	3	061	1	2
2. Non-citrus tree fruits and nuts		062	063	1	2	3	064	1	2
a. Apples	<input type="checkbox"/>								
b. Cherries	<input type="checkbox"/>	065	066	1	2	3	067	1	2
c. Peaches	<input type="checkbox"/>	068	069	1	2	3	070	1	2
d. Pears	<input type="checkbox"/>	071	072	1	2	3	073	1	2
e. Plums and prunes	<input type="checkbox"/>	074	075	1	2	3	076	1	2
f. Tree nuts	<input type="checkbox"/>	077	078	1	2	3	079	1	2
g. Other tree fruits - Specify	<input type="checkbox"/>								
		080	081	1	2	3	082	1	2
		083	084	1	2	3	085	1	2
		086	087	1	2	3	088	1	2
		089	090	1	2	3	091	1	2
		092	093	1	2	3	094	1	2

Section 5 - Was any COMMERCIAL FERTILIZER used on this place in 1971 on any of the crops listed in Section 3?

- Yes - Complete this section
 No - Go to Section 6

Report fertilizer only for crops listed in Section 3. Report all applications including top dressings and side dressings. Three lines are provided for each crop for entries when more than one analysis is used. Please report each analysis separately. In the quantity column, report amounts including carrier or filler. If the analysis is not known, report pounds of nutrient, such as nitrogen, per acre. In the examples below, N refers to nitrogen, P₂O₅ refers to phosphate, and K₂O refers to potash.

Examples of analyses of fertilizers:	N	P ₂ O ₅	K ₂ O	Nitrogen solutions:	-N	P ₂ O ₅	K ₂ O	Mixed fertilizers:	N	P ₂ O ₅	K ₂ O
Ammonium Nitrate	33.5	0	0		37	0	0		5	10	10
Anhydrous Ammonia	82.0	0	0		32	0	0		6	24	24
									18	46	0

Crop	Acres fertilized at least once	Total tons of fertilizer used (including filler)	Report nutrient either by analysis or pounds of nutrient per acre, whichever is more convenient									Form of fertilizer applied Mark (X) one		Method of application Mark (X) one				
			Analysis (Percentage)			Pounds per acre			Dry	Liquid or gas	By you with equipment -		By custom operator or other	Through irrigation system				
			N	P ₂ O ₅	K ₂ O	N	P ₂ O ₅	K ₂ O			Owned by you	Not owned by you						
1. Citrus fruits	01	02	03	04	05	06	07	08	09	1	2	3	4	5	6			
	10	11	12	13	14	15	16	17	18	1	2	3	4	5	6			
	19	20	21	22	23	24	25	26	27	1	2	3	4	5	6			
2. Non-citrus tree fruits	01	02	03	04	05	06	07	08	09	1	2	3	4	5	6			
	10	11	12	13	14	15	16	17	18	1	2	3	4	5	6			
	19	20	21	22	23	24	25	26	27	1	2	3	4	5	6			
3. Berries	01	02	03	04	05	06	07	08	09	1	2	3	4	5	6			
	10	11	12	13	14	15	16	17	18	1	2	3	4	5	6			
	19	20	21	22	23	24	25	26	27	1	2	3	4	5	6			
4. Tree nuts	01	02	03	04	05	06	07	08	09	1	2	3	4	5	6			
	10	11	12	13	14	15	16	17	18	1	2	3	4	5	6			
	19	20	21	22	23	24	25	26	27	1	2	3	4	5	6			
5. Other fruits and nuts	01	02	03	04	05	06	07	08	09	1	2	3	4	5	6			
	10	11	12	13	14	15	16	17	18	1	2	3	4	5	6			
	19	20	21	22	23	24	25	26	27	1	2	3	4	5	6			

Section 6 - Were any INSECTICIDES, FUNGICIDES, HERBICIDES, or OTHER PESTICIDES used on fruit, tree nut and berry crops on this place in 1971?

- Yes - Complete the line for each crop on which insecticides, fungicides, herbicides, or other pesticides were applied by any means to plant or soil during 1971. Do not include seed treatment. - Mark (X) the appropriate box to indicate method of application.

- No - Go to Section 7

Crop	To control insects and/or grubs and nematodes					To control diseases					To control weeds and grasses					Acres treated by airplane at least once for any purpose	
	Acres treated at least once	Number of times treated				Acres treated at least once	Number of times treated				Acres treated at least once	Number of times treated					
		With equipment owned by you	With equipment not owned by you	Applied by you	Applied by custom operator or others		With equipment owned by you	With equipment not owned by you	Applied by you	Applied by custom operator or others		With equipment owned by you	With equipment not owned by you	Applied by you	Applied by custom operator or others		
1. Citrus fruits																	
a. Grapefruit	120	1	2	3	4	121	1	2	3	4	122	1	2	3	4	5	6
b. Oranges	125	1	2	3	4	124	1	2	3	4	125	1	2	3	4	5	6
c. Lemons	126	1	2	3	4	127	1	2	3	4	126	1	2	3	4	5	6
d. All other citrus fruits	129	1	2	3	4	130	1	2	3	4	131	1	2	3	4	5	6
2. Non-citrus tree fruits	132	1	2	3	4	133	1	2	3	4	134	1	2	3	4	5	6
a. Apples	135	1	2	3	4	136	1	2	3	4	137	1	2	3	4	5	6
b. Cherries	138	1	2	3	4	139	1	2	3	4	140	1	2	3	4	5	6
c. Peaches	141	1	2	3	4	142	1	2	3	4	143	1	2	3	4	5	6
d. Pears	144	1	2	3	4	145	1	2	3	4	146	1	2	3	4	5	6
e. Plums	147	1	2	3	4	148	1	2	3	4	149	1	2	3	4	5	6
f. Prunes	150	1	2	3	4	151	1	2	3	4	152	1	2	3	4	5	6
g. All other non-citrus tree fruits	153	1	2	3	4	154	1	2	3	4	155	1	2	3	4	5	6
3. Grapes	156	1	2	3	4	157	1	2	3	4	158	1	2	3	4	5	6
4. Berries	159	1	2	3	4	160	1	2	3	4	161	1	2	3	4	5	6
5. Tree nuts																	

Section 7 - Did you have a CONTRACT or BINDING AGREEMENT (other than allotment or share lease) with another person or firm to produce on this place in 1971, or market from this place in 1971, any of the crops reported in Section 3 of this form?

Yes - Complete this section

No - Go to Section 8

Enter item number and crop name from Section 3		Acres harvested under any form of contract	Type of contractor				Items furnished by contractor (Mark as many columns as apply)									
Item No.	Crop name		Co-op	Non-coop company	Bargaining Association	Other	Credit	Trees or plants	Fertilizer	Other Chemicals	Labor	Harvesting	Processing and/or packing	Other	Nothing furnished	
700		701	1	2	3	4	702 *	1	2	3	4	5	6	7	8	9
703		704	1	2	3	4	705 *	1	2	3	4	5	6	7	8	9
706		707	1	2	3	4	708 *	1	2	3	4	5	6	7	8	9
709		710	1	2	3	4	711 *	1	2	3	4	5	6	7	8	9
712		713	1	2	3	4	714 *	1	2	3	4	5	6	7	8	9
715		716	1	2	3	4	717 *	1	2	3	4	5	6	7	8	9
718		719	1	2	3	4	720 *	1	2	3	4	5	6	7	8	9

Section 8 - Did you use any CUSTOMWORK or RENTED MACHINES on this place in 1971 on any of the crops listed in Section 3?

Yes - Complete this section

No - Go to Section 9

Report acreage in columns (1) through (6) to indicate the services performed. Columns (7) and (8) call for the cost of using agricultural equipment you do not own for activities such as plowing, spraying, dusting, harvesting, etc. In column (7) put the cost of customwork (operators furnished with the machines) but do not include the cost of materials used, expenditures for contract labor, or customwork done as exchange work with other farmers. In column (8) report cash payments for rental of agricultural machinery which was operated by you or your employees, including family workers.

Crop	Number of ACRES on which customwork or rented machines were used (Count acreage each time a service was performed)							Total cost of customwork (machine plus operator) Exclude machine rental (8) CENTS NOT REQUIRED		Total cost of machines rented but operated by you or your employees (9) CENTS NOT REQUIRED	
	Tilling (plowing, seed bed preparation, cultivating) (1)	Planting or tree replacement (2)	Fertilizing and liming (3)	Pruning, hedging, tree removal, etc. (4)	Spraying and dusting (5)	Harvesting (6)	Other customwork or machine rental Specify in Remarks (7)	Dollars	Cents	Dollars	Cents
	1. Citrus fruits:										
a. Grapefruit	728	1	2	3	4	5	6	\$		\$	
b. Oranges	729	1	2	3	4	5	6				
c. Lemons	730	1	2	3	4	5	6				
d. All other citrus fruits	731	1	2	3	4	5	6				
2. Non-citrus tree fruits:											
a. Apples	732	1	2	3	4	5	6				
b. Cherries	733	1	2	3	4	5	6				
c. Peaches	734	1	2	3	4	5	6				
d. Pears	735	1	2	3	4	5	6				
e. Plums	736	1	2	3	4	5	6				
f. Prunes	737	1	2	3	4	5	6				
g. All other non-citrus tree fruits	738	1	2	3	4	5	6				
3. Grapes	739	1	2	3	4	5	6				
4. Berries	740	1	2	3	4	5	6				
5. Tree nuts	741	1	2	3	4	5	6				

Section 9 - MACHINERY AND EQUIPMENT ON THIS PLACE on December 31, 1971, used for fruit, tree nut, or berry crops in 1970 or 1971.

Do not include contractor-owned items.

	Number manufactured in -		Number manufactured in -	
	1967 or later	1966 or earlier	1967 or later	1966 or earlier
1. Power sprayer (Exclude hand operated)	750	751	768	769
2. Power duster (Exclude hand operated)	752	753	770	771
3. Brush chipper	754	755	772	773
4. Tree hedger	756	757	774	775
5. Tree topper	758	759		
6. Tree topper-hedger combination	760	761	776	777
7. Sprinkler irrigation system	762	763	778	779
8. Permanent orchard-grove heating system	764	765		
9. Fork lift (Include tractor mounted)	766	767	780	781
10. Tree shaker				
11. Catching frame				
12. Hydraulic orchard/grove lift (tree squirrel)				
13. Other mechanical fruit picker				
14. Any other type harvesting equipment - Specify				

Section 10 - FRUIT, TREE NUT OR BERRY STORAGE FACILITIES ON THIS PLACE, DECEMBER 31, 1971

Storage facility (1)	Total usable capacity (Cubic feet) (2)
	1. Common (not refrigerated)
2. Regular cold.	876
3. Controlled atmosphere	877

Do not include storage in terminal facilities

Section 11 - LABOR USED ON THIS PLACE IN 1971 - Report for all unpaid and paid workers (including family members) who did some agricultural work on this place at any time during 1971.

Part A - Operator and unpaid workers - Report all family or other workers who did not receive cash wages. List as the operator the person who operates the farm or directly supervises the agricultural operations. For partnerships list the senior member as the operator and include other partners in item 2.

	Total days on which unpaid agricultural work was done Mark (X) one box for each worker reported				What part of total unpaid agricultural work was related ONLY to the fruit, nut, and berry crops on this place? Mark (X) one box for each worker reported				
	1-24 days	25-149 days	150-249 days	250 days or more	None	Less than 1/4	1/4 but less than 1/2	1/2 but less than 3/4	3/4 or more
1. Operator	<input type="checkbox"/>	<input type="checkbox"/>	<input type="checkbox"/>	<input type="checkbox"/>	<input type="checkbox"/>	<input type="checkbox"/>	<input type="checkbox"/>	<input type="checkbox"/>	<input type="checkbox"/>
2. Unpaid workers (family and nonfamily)									
901	<input type="checkbox"/>	<input type="checkbox"/>	<input type="checkbox"/>	<input type="checkbox"/>	<input type="checkbox"/>	<input type="checkbox"/>	<input type="checkbox"/>	<input type="checkbox"/>	<input type="checkbox"/>
902	<input type="checkbox"/>	<input type="checkbox"/>	<input type="checkbox"/>	<input type="checkbox"/>	<input type="checkbox"/>	<input type="checkbox"/>	<input type="checkbox"/>	<input type="checkbox"/>	<input type="checkbox"/>
903	<input type="checkbox"/>	<input type="checkbox"/>	<input type="checkbox"/>	<input type="checkbox"/>	<input type="checkbox"/>	<input type="checkbox"/>	<input type="checkbox"/>	<input type="checkbox"/>	<input type="checkbox"/>
904	<input type="checkbox"/>	<input type="checkbox"/>	<input type="checkbox"/>	<input type="checkbox"/>	<input type="checkbox"/>	<input type="checkbox"/>	<input type="checkbox"/>	<input type="checkbox"/>	<input type="checkbox"/>
905	<input type="checkbox"/>	<input type="checkbox"/>	<input type="checkbox"/>	<input type="checkbox"/>	<input type="checkbox"/>	<input type="checkbox"/>	<input type="checkbox"/>	<input type="checkbox"/>	<input type="checkbox"/>
906	<input type="checkbox"/>	<input type="checkbox"/>	<input type="checkbox"/>	<input type="checkbox"/>	<input type="checkbox"/>	<input type="checkbox"/>	<input type="checkbox"/>	<input type="checkbox"/>	<input type="checkbox"/>
907	<input type="checkbox"/>	<input type="checkbox"/>	<input type="checkbox"/>	<input type="checkbox"/>	<input type="checkbox"/>	<input type="checkbox"/>	<input type="checkbox"/>	<input type="checkbox"/>	<input type="checkbox"/>

List additional unpaid workers in Remarks on page 6.

Part B - Paid workers - Did you have any paid workers doing agricultural work on this place in 1971?

- Yes - Complete Parts B and C
- No - Go to Section 12

Regular and part-time workers - Include all money paid in cash for agricultural work, including payments to family members, for Social Security taxes, and Workmen's Compensation. Do not include the value of housing, food, etc., given in payment. Also do not include housework, customwork, or exchange work. If agricultural operation has salaried manager, exclude this person and his salary.

Contract workers - Are those doing agricultural work on the operators' land but who were paid by a crew leader, contractor, buyer, processor, cooperative, customwork operator, or other such person having an oral or written contract with the operator. (Exclude labor associated with machine customwork reported in Section 6.)

	Number of workers	Total cash wages paid for hired labor doing agricultural work on this place		What part of the total paid to agricultural workers was related ONLY to the fruit, nut, and berry crops on this place? Mark (X) one for each kind of worker reported				
		CENTS NOT REQUIRED Dollars Cents		None	Less than 1/4	1/4 but less than 1/2	1/2 but less than 3/4	3/4 or more
1. Regular workers (150 days or more)								
a. 150 to 249 days	920	921		<input type="checkbox"/>	<input type="checkbox"/>	<input type="checkbox"/>	<input type="checkbox"/>	<input type="checkbox"/>
b. 250 days or more	922	923		<input type="checkbox"/>	<input type="checkbox"/>	<input type="checkbox"/>	<input type="checkbox"/>	<input type="checkbox"/>
2. Part-time workers (less than 150 days)								
a. Less than 25 days		925		<input type="checkbox"/>	<input type="checkbox"/>	<input type="checkbox"/>	<input type="checkbox"/>	<input type="checkbox"/>
b. 25 to 149 days		927		<input type="checkbox"/>	<input type="checkbox"/>	<input type="checkbox"/>	<input type="checkbox"/>	<input type="checkbox"/>
3. Contract workers		929		<input type="checkbox"/>	<input type="checkbox"/>	<input type="checkbox"/>	<input type="checkbox"/>	<input type="checkbox"/>
4. Total		931		<input type="checkbox"/>	<input type="checkbox"/>	<input type="checkbox"/>	<input type="checkbox"/>	<input type="checkbox"/>

Part C - Man-days worked - A man-day is considered to be any day on which a person was employed one hour or more.

1. During 1971, how many estimated man-days were worked by the paid workers reported above? For example: One man working six days a week during a year is equal to 312 man-days of work (6 days per week multiplied by 52 weeks). - Mark (X) ONE box only.

1 <input type="checkbox"/> Under 100	5 <input type="checkbox"/> 400-499
2 <input type="checkbox"/> 100-199	6 <input type="checkbox"/> 500-749
3 <input type="checkbox"/> 200-299	7 <input type="checkbox"/> 750-999
4 <input type="checkbox"/> 300-399	8 <input type="checkbox"/> 1,000 and over
2. During which quarter of the year were the most man-days worked? - Mark (X) ONE box only.

1 <input type="checkbox"/> January 1-March 31	3 <input type="checkbox"/> July 1-September 30
2 <input type="checkbox"/> April 1-June 30	4 <input type="checkbox"/> October 1-December 31
3. During this quarter how many estimated man-days were worked by paid workers? - Mark (X) ONE box only.

1 <input type="checkbox"/> Under 100	5 <input type="checkbox"/> 400-499
2 <input type="checkbox"/> 100-199	6 <input type="checkbox"/> 500-749
3 <input type="checkbox"/> 200-299	7 <input type="checkbox"/> 750-999
4 <input type="checkbox"/> 300-399	8 <input type="checkbox"/> 1,000 and over

Section 12 - SALES AND EXPENSES DURING 1971

Sales

1. Mark (X) only one box to show the total gross market value of all crops, poultry, livestock, and products sold from this place during calendar year 1971. Do not report your net income. If you rent land from others or work land on shares for others, include the value of the landlord's share of any products removed from this place. If any crops or livestock were produced under contract, include the contractor's share of any products removed. Include the value of crops placed under Government loan or seal in 1971.

- 935
- | | |
|---|--|
| 01 <input type="checkbox"/> Under \$250 | 07 <input type="checkbox"/> \$40,000-\$59,999 |
| 02 <input type="checkbox"/> \$250-\$2,499 | 08 <input type="checkbox"/> \$60,000-\$79,999 |
| 03 <input type="checkbox"/> \$2,500-\$4,999 | 09 <input type="checkbox"/> \$80,000-\$99,999 |
| 04 <input type="checkbox"/> \$5,000-\$9,999 | 10 <input type="checkbox"/> \$100,000-\$199,999 |
| 05 <input type="checkbox"/> \$10,000-\$19,999 | 11 <input type="checkbox"/> \$500,000-\$999,999 |
| 06 <input type="checkbox"/> \$20,000-\$39,999 | 12 <input type="checkbox"/> \$1,000,000 and over |

2. Of the total market value of all products sold (reported in 1 above), approximately what percent was from the fruit, nut, and berry crops grown on this place?

936
_____ Percent

Expenses

3. Mark (X) only one box to show the total production expenses for this place in 1971. Include current operating expenses, depreciation, taxes, interest, cash rent, insurance, repairs, etc., whether paid by you or your landlord. Also include your best estimate of expenses paid by others for crops or livestock purchased under contract. Do not include any capital expenditures such as purchase of equipment or the cost of new buildings.

- 937
- | | |
|---|--|
| 01 <input type="checkbox"/> Under \$250 | 07 <input type="checkbox"/> \$40,000-\$59,999 |
| 02 <input type="checkbox"/> \$250-\$2,499 | 08 <input type="checkbox"/> \$60,000-\$79,999 |
| 03 <input type="checkbox"/> \$2,500-\$4,999 | 09 <input type="checkbox"/> \$80,000-\$99,999 |
| 04 <input type="checkbox"/> \$5,000-\$9,999 | 10 <input type="checkbox"/> \$100,000-\$199,999 |
| 05 <input type="checkbox"/> \$10,000-\$19,999 | 11 <input type="checkbox"/> \$500,000-\$999,999 |
| 06 <input type="checkbox"/> \$20,000-\$39,999 | 12 <input type="checkbox"/> \$1,000,000 and over |

4. Of the total production expenses (reported in 3 above), approximately what percent was for the fruit, nut, and berry crops grown on this place?

938
_____ Percent

Section 13 - REMARKS AND EXPLANATION

Our record show that this place reported production of the crops shown in Section 3 in the 1969 Census of Agriculture. If you did not harvest any of those crops last year, would you please list the type of agricultural enterprise, if any, you operated in 1971.

Also add any other remarks here. Identify any remarks or explanations you make by section and item number. Use the blank sheets following this page, if necessary. Sign below and mail back.

Section 14 - SIGNATURE of person filling this report - Please check your answers, then sign below.

Name _____

Date _____

Telephone	
Area code	Number

Reminder Card A84.1(L)A

January 12, 1972

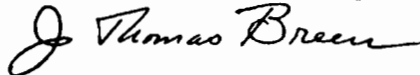
U.S. DEPARTMENT OF COMMERCE
Bureau of the Census
Jeffersonville, Indiana 47130

A reminder

Thank you . . . for completing and returning the **Survey of Specialized Agriculture - 1971** report form which we recently sent you. We very much appreciate your time and effort.

Up-to-date information is badly needed in all areas of agricultural specialization. Changes in most areas of agriculture have been occurring so rapidly during the last few years that nobody really knows what the situation is.

Please If you haven't finished filling your report form, please do so and mail it back to us right away. It is important that we complete the big job of tabulating the returns, so that we can publish the information just as soon as possible.



J. THOMAS BREEN
Chief, Agriculture Division
Bureau of the Census

69-A84.1(L)A (11-71)

If you have questions or comments about this survey, please enclose this card (or copy the file number shown on the address label) when you write to us.

Reminder Card A84.1(L)B

January 12, 1972

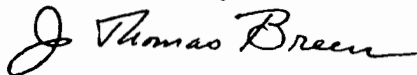
U.S. DEPARTMENT OF COMMERCE
Bureau of the Census
Jeffersonville, Indiana 47130

A reminder

Thank you . . . for completing and returning the **Survey of Specialized Agriculture - 1971** report forms which we recently sent you. We very much appreciate your time and effort.

Up-to-date information is badly needed in all areas of agricultural specialization. Changes in most areas of agriculture have been occurring so rapidly during the last few years that nobody really knows what the situation is.


Please If you haven't finished filling your report forms, please do so and mail them back to us right away. It is important that we complete the big job of tabulating the returns, so that we can publish the information just as soon as possible.



J. THOMAS BREEN
Chief, Agriculture Division
Bureau of the Census

69-A84.1(L)B (11-71)

If you have questions or comments about this survey, please enclose this card (or copy the file number shown on the address label) when you write to us.



...key resources on Census '70

1970 Census Users' Guide Part 1 and Part 2

The 1970 Census Users' Guide is a two-part publication designed to furnish most of the information data users will need for effective access and use of 1970 census data products.

ORDER FORM

Please indicate number of copies

PART 1 and 2 of the 1970 Census Users' Guide @ \$5.80 for both

PART 1 only of the 1970 Census Users' Guide @ \$2.10 per copy
C3.6/2:C33/2/970-2/PT. 1

PART 2 only of the 1970 Census Users' Guide @ \$3.70 per copy
C3.6/2:C33/2/970-2/PT. 2

MAIL ORDER FORM WITH PAYMENT TO

Superintendent of Documents
U.S. Government Printing Office
Washington, D.C. 20402
or any

U.S. Department of Commerce
district office

Make check or money order payable to:
Superintendent of Documents

TOTAL AMOUNT \$

Name _____

Address _____

City _____

State _____

Zip code _____

■ Part 1 of the Guide (standard, paper-bound publication) includes the text and three appendixes. The text covers such subjects as the collection and processing of 1970 data, data delivery media (computer tapes, microfilm, and printed materials), maps and information on how to obtain census materials. The appendixes are:

1970 Census Users' Dictionary - defines concepts associated with population and housing tabulations and geographic areas relevant to the collection and publication of data.

Comparison of Printed Reports and Summary Tapes summarizes and compares the contents of the reports and tapes.

Glossary - defines many terms used in connection with collecting, processing, and publishing census data, and lists many abbreviations relevant to the census.

■ Part 2 of the Guide (prepunched for 3-ring binder) contains appendixes specifically related to the use of census summary tapes and the Address Coding Guide.

Technical Conventions and Character Set - present information on the physical characteristics, format, and languages associated with tapes released by the Bureau.

1st-4th Count Technical Documentation - describes the arrangement of geographic codes and census data on the first four series of summary tapes.

Address Coding Guide Technical Documentation - furnishes information on the format and content of ACG's.

Many data users will find both Parts 1 and 2 of great value. Part 1, with its comprehensive coverage of the decennial census program, data products, and related services, is an important instructional and reference tool. Part 2, concerned exclusively with computer tape products, is designed particularly for those who plan to obtain tapes or who want complete information on the data content of the summary tapes.

Looking for

- Bureau of the Census Publications?
- Data Files?
- Special Tabulations?


Find them quickly!

The **BUREAU OF THE CENSUS CATALOG** lists them all in an *easy-to-read* format according to subjects on **Agriculture—Construction—Housing—Foreign Trade—General Economic Statistics—Geography—Governments—Manufacturing and Mineral Industries—Population—Retail Trade, Wholesale Trade, Selected Service Industries and Statistical Compendia.**

For each subject, the **CATALOG** furnishes *complete* and *accurate* descriptions of publications, computer tapes, punchcards, and special tabulations which become available during the **CATALOG** period. In addition, each issue features a detailed index by subject and geographic area.

Part I lists and describes reports from the censuses and current surveys as well as special compendia.

Part II describes the data files and selected tabulations currently available, and provides information on how these materials may be obtained.



ADDITIONAL FEATURES

1. Selected publications of other Federal agencies based on Census Bureau data.
2. Selected reports on congressional hearings relating to Census Bureau work.
3. Technical papers of the Bureau's staff.
4. Occasional consolidated listings of reports of formal census programs, related current reports, procedural histories, methodological studies, and special publications series.

All this information is issued quarterly—cumulative to the Annual Issue—with monthly supplements. The **CATALOG** is issued by the Bureau of the Census, U.S. Department of Commerce, and may be ordered for \$6.50 a year (\$1.75 additional for foreign mailing) from the Superintendent of Documents on the attached Subscription Order Form. Individual copies are also available from the Superintendent of Documents—prices vary.

(please detach here)

C56.222

SUBSCRIPTION ORDER FORM

ENTER MY SUBSCRIPTION (S) _____ TO Bureau of the Census CATALOG (BOCC) at \$6.50 a year. Add \$1.75 for foreign mailing. No additional postage is required for mailing within the United States, its possessions, Canada, Mexico, and all Central and South American Countries except Argentina, Brazil, British Honduras, French Guiana, Guyana, and Surinam. For shipment to all other foreign countries include additional postage as quoted for each periodical or subscription service.

Send Subscription to:

(please type or print)

FIRST, LAST NAME		
COMPANY NAME OR ADDITIONAL ADDRESS LINE		
STREET ADDRESS		
CITY	STATE	ZIP CODE

PLEASE PRINT

- Remittance Enclosed (Make checks payable to Superintendent of Documents)
- Charge to my Deposit Account No.

MAIL ORDER FORM TO:
Superintendent of Documents
Government Printing Office
Washington, D.C. 20402