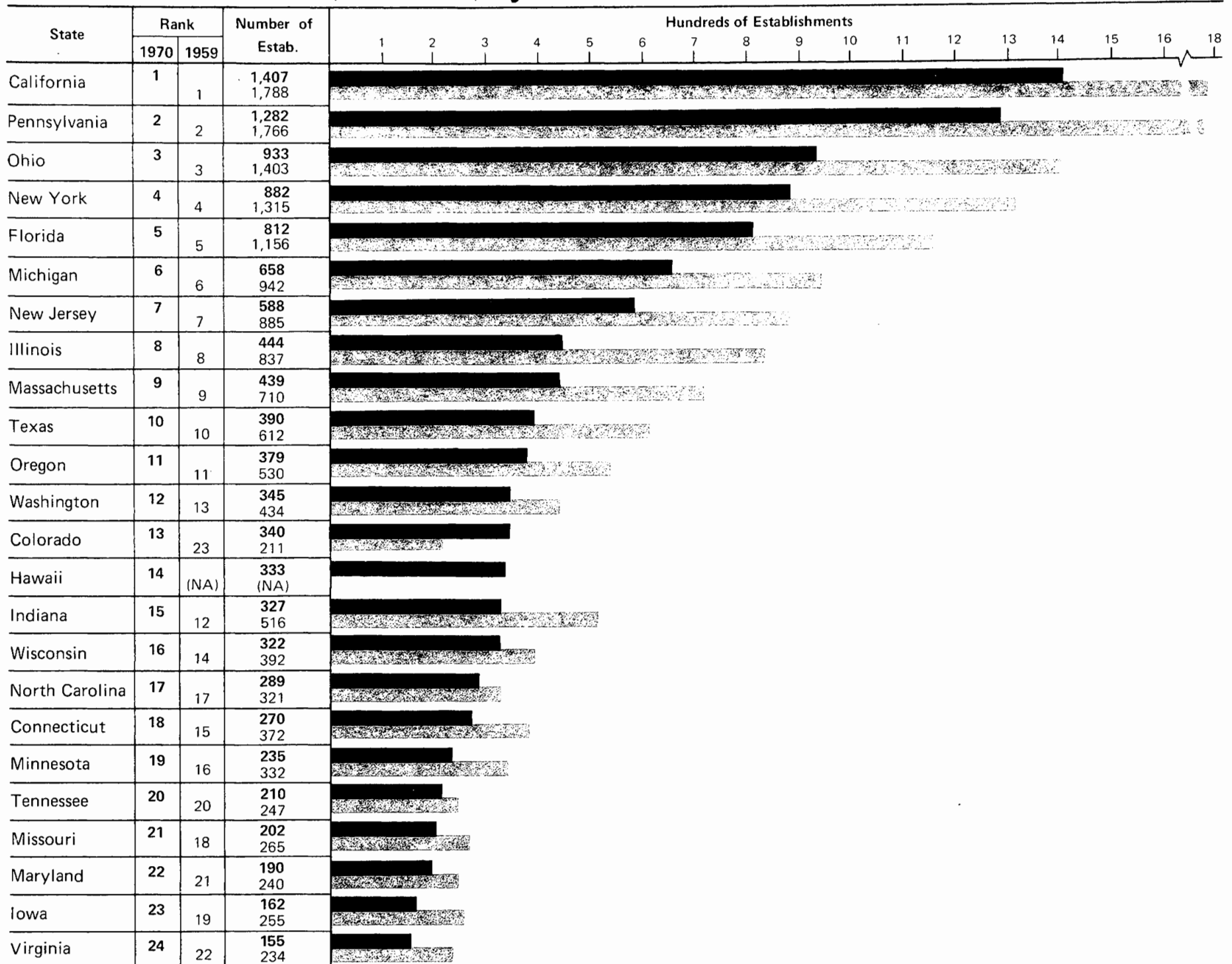
























































Figure A. Establishments Producing Greenhouse and Nursery Products, Mushrooms, and Sod, by Rank of States: 1970 and 1959



Georgia	25	24	144 209	 
Alabama	26	25	135 184	 
Kentucky	27	28	120 144	 
Kansas	28	26	94 181	 
Louisiana	29	29	79 124	 
Idaho	30	41	75 50	 
Oklahoma	31	27	74 172	 
South Carolina	32	31	69 113	 
West Virginia	33	33	56 108	 
Maine	34	30	56 122	 
New Hampshire	35	35	54 84	 
Mississippi	36	37	52 74	 
Arkansas	37	38	51 71	 
Utah	38	39	47 60	 
Nebraska	39	34	47 88	 
Delaware	40	36	46 77	 
Rhode Island	41	32	34 109	 
Vermont	42	44	28 39	 
Montana	43	42	27 46	 
Arizona	44	40	24 51	 
New Mexico	45	46	16 31	 
South Dakota	46	43	16 40	 
North Dakota	47	45	14 33	 
Alaska	48	(NA)	5 (NA)	 
Wyoming	49	47	3 15	 
Nevada	50	48	2 11	 

 1970
 1959

(NA) Not Available