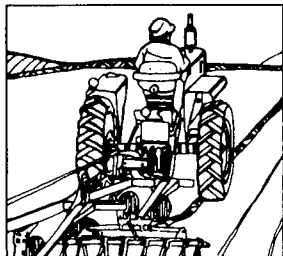



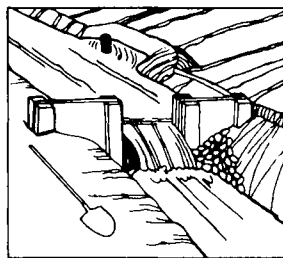



part 42
NEW MEXICO

**VOLUME I
AREA REPORTS**



**1969
CENSUS OF
AGRICULTURE**



Issued June 1972



U. S. DEPARTMENT OF COMMERCE Peter G. Peterson, Secretary
James T. Lynn, Under Secretary
Harold C. Passer, Assistant Secretary for Economic Affairs
and Administrator,
Social and Economic Statistics Administration
BUREAU OF THE CENSUS George Hay Brown, Director



BUREAU OF THE CENSUS

George Hay Brown, Director

Robert L. Hagan, Acting Deputy Director

Walter F. Ryan, Associate Director

James W. Turbitt, Acting Deputy Associate Director

AGRICULTURE DIVISION

J. Thomas Breen, Chief

REPORTS OF THE 1969 CENSUS OF AGRICULTURE

Individual County Reports

These eight-page reports are issued for each county and State. They also appear as section 2 of volume 1 for the State to which they pertain. The tables contain totals for farms, land, production, expenses, income and sales, machinery and equipment, livestock, crops, and nursery, greenhouse, and forest products.

Volume I. Area Reports

A separate report is published for each State, American Samoa, Guam, Puerto Rico, Trust Territory, and the Virgin Islands. The report consists of two sections. Section 1 contains the introduction, State summary data, county summary of selected data, miscellaneous items by counties (crops or livestock appearing in relatively few counties and therefore not listed in the county tables on a nationwide basis), and an appendix giving explanations, definitions, and examples of the report forms used. Section 2 contains the detailed county reports.

Volume II. General Report

Statistics by subject will be presented, with totals for the United States, Regions, and States.

Volume III. Agricultural Services

This is a new report which will contain data relating to agricultural services.

Volume IV. Irrigation

Data will be included on drainage basins, land irrigated, crop production on irrigated land, water conveyed, users, and types of organization.

Volume V. Special Reports

Reports will be based on data obtained from supplemental surveys, such as type of farm, horticulture, and farm finance; and other subjects based on information obtained in the census.

ACKNOWLEDGMENTS—Many persons contributed to the 1969 Census of Agriculture. First and foremost are the millions of farm operators, members of their families and employees who furnished the information.

The Department of Agriculture cooperated at all levels: Local employees in the county offices of the Agriculture Stabilization and Conservation Service, the Farmers Home Administration, the Federal Extension Service, and the Soil Conservation Service aided in the publicity and provided assistance to the farm operators who requested help in filling out the census forms correctly; State office personnel of the Statistical Reporting Service reviewed the data collection forms and assisted in the review of tabulations for their State; and a large number of persons in the Washington offices of the Department made recommendations, reviewed the forms, procedures, tabulation proposals, and table plans, and assisted in the overall publicity programs. **Harry C. Trelogan**, Administrator, **Glenn D. Simpson**, then Deputy Administrator, and **J. Richard Grant**, Department Clearance Officer, of the Statistical Reporting Service, and **Melvin L. Upchurch**, Administrator, and **Carl P. Heisig**, then Deputy Administrator of the Economic Research Service, were most prominent in the overall coordination effort and planning for this major program in agricultural statistics.

Members of the Census Advisory Committee on Agriculture Statistics and representatives from public and private agencies and firms gave generously of their time and effort in establishing the data requirements and priorities for collection and publication of the information.

The press, radio, and television media, especially those relating to agribusiness activities, were most helpful in promoting awareness of the 1969 census among farm and ranch operators and enlisting their cooperation. **Dean Quirin**, Agriculture Division, and **John Baker**, retired, **Henry C. Smith**, and **Glen M. Hearin**, Public Information Office assisted in the public relations programs initiating much of the material which was used effectively.

Thomas B. Jabine, Chief, Statistical Research Division, and **Arthur W. Horowitz**, Special Assistant to the Associate Director for Economic Fields, were designated as coordinators for the 1969 Census of Agriculture and participated in much of the overall planning and review of the census operations.

Jervis Braunstein, Demographic Surveys Division; **Barry Cohen**, Business Division; **Robert S. Taylor**, Statistical Indicators Division; and **Charles Merzel**, **Ralph Graham**, and **Jack Margolis**, Agriculture Division; working under the supervision of **Sol Dolleck**, Computer Science Division, developed and were responsible for the systems and processing procedures, including clerical procedures and computer programming. **Lowell Wrucke**, Business Division, and **John Adkins**, Agriculture Division, made significant contributions to the computer programming.

A large part of the clerical and data-keying operations were performed at the Jeffersonville Census Operations Office under the supervision of **Joseph Arbena**, Special Assistant to the Associate Director, and **Rex Pullin**, Agriculture Census Operations Manager, assisted by **Don Adams** and **Kurt Legait**. **John A. Blackledge** and **William Harlan**, Agriculture Division, were responsible for the subject-matter review in Jeffersonville.

Computer processing was performed in the Computer Facilities Division under the supervision of **Douglas Fahey**, **Richard Bourdon**, and **James W. Shores**.

Field followup data collection activities were administered by the Field Division under **Paul R. Squires**, Associate Director for Data Collection and Statistical Procedures, and **Richard C. Burt**, Acting Chief, Field Division, with the assistance of **James Johnson** and the directors of the Bureau's Data Collection Centers.

Forms design, publications planning, editing, and printing were performed in the Administrative Services Division, **Cecil B. Matthews**, Chief, under the direction of **Raymond J. Koski**, **John F. Lanham, Jr.**, **Gerald A. Mann**, and **Gladys Potts**. **Cathern Kline** and **Joyce Teague** made significant contributions to the forms design, and **Geraldine Censky** provided editorial supervision.

J. Thomas Miller and **Irvin Holmes**, consultants to the Chief, Agriculture Division, determined to a very large extent the table format and presentation for the county reports and this volume and assisted in developing the correspondence forms used in the mail procedure.

J. Jack Ingram, **Kenneth R. Norell**, and **Orvin L. Wilhite**, Assistant Division Chiefs, Agriculture Division, participated in the overall planning and supervised preparation of specifications, review of tabulations, and preparation of the reports. **Arnold L. Bollenbacher**, **Joseph A. Correll**, and **Thomas D. Monroe**, Branch Chiefs, contributed to the planning and supervised analytical review for their geographical and subject-area specialties. **Helen M. Davenport** was responsible for the historical data tables, **Helen D. Turner** for editing and liaison in the publications area, and **Margaret Wood**, retired, in the computer specifications area. These and many others who aided in the 1969 Census of Agriculture are listed with their specific responsibilities in a special report on the Procedural History of the 1969 Census of Agriculture.

Primary direction of the program was performed by **J. Thomas Breen**, Chief, Agriculture Division, with the helpful guidance and review of **Conrad Taeuber**, Associate Director for Demographic Fields.

SUGGESTED CITATION

U.S. Bureau of the Census, Census of Agriculture, 1969
Volume I. Area Reports
Part 42. NEW MEXICO

U.S. Government Printing Office, Washington, D.C., 1972

LIBRARY OF CONGRESS CARD NO. 72-601370

For sale by the Superintendent of Documents, U.S. Government Printing Office, Washington, D.C., 20402, or any Department of Commerce field office. Price \$4.25(paper)

CONTENTS

	<i>page</i>
SECTION 1. SUMMARY DATA	
Introduction	v
State Map	vi
Highlights of the State's Agriculture: 1969 and 1964	vii
Charts	
1. Changes in the State's Agriculture: 1969 from 1964	
A. All Farms	viii
B. Class 1-5 Farms	ix
2. Profile of the State's Agriculture: 1969	x
Chapter 1. State Data	1
Chapter 2. County Summary Data for Selected Items: 1969	251
Chapter 3. County Data for Miscellaneous Items: 1969	261
SECTION 2. COUNTY DATA	267
<i>(Counties are in alphabetical order. A summary for the State precedes the counties)</i>	
APPENDIXES	
A. Explanatory Materials	
Definitions and Explanations	A-1
County Report Text	A-13
B. Exhibits	
Regular Report Form (12 pages)	B-1
Short Report Form (4 pages)	B-13
Leaflet Guide	B-17

Introduction

Authority, Area Covered, and Method

The Census of Agriculture is authorized under the provisions of Title 13, United States Code. Section 142(a) provides for the census to be taken in 1959 and each fifth year thereafter. Section 191 provides that the census shall include each State, the District of Columbia, and Puerto Rico. It also provides that for the Virgin Islands, Guam, and other areas over which the United States exercises jurisdiction, control, or sovereignty, census data collected by the Governor, or highest ranking Federal official, may be used. The 1969 census is the first census of agriculture conducted primarily by mail. Additional background and a description of the procedures followed is presented in sections 1 and 2 of appendix A.

Definition of a Farm

The statistics gathered in this census relate to places qualifying as farms using the same definition as in 1964 and 1959. These are places on which agricultural operations larger than a specified minimum were conducted at any time during the census year under the control of an individual management. For a listing of "agricultural operations," see the Leaflet Guide reproduced in appendix B.

Places of less than 10 acres were counted as farms if the sales of the agricultural products amounted, or normally would amount, to at least \$250. Places of 10 acres or more were counted as farms if the sales of agricultural products for the year amounted, or normally would amount, to at least \$50.

Comparability of Data

For the most part, data from the 1969 census and earlier censuses are comparable. However, a difference in timing and the change from personal interview to mail enumeration affect the comparability of some of the 1969 data with those from earlier censuses.

The 1969 census forms were mailed just prior to January 1, 1970. An extensive mail, telephone, and enumerator followup procedure, described in section 2 of appendix A, extended the data-collection phase through September 1970. Crop and livestock production data are for the calendar year 1969 with the exception of a few crops (such as citrus) for which the production year overlaps the calendar year. Expenditures, crops irrigated, usage of agricultural chemicals and fertilizer, and sales of farm products are all reported for the calendar year. Operators were instructed to report inventory numbers for livestock, poultry, and other specified items as of December 31, 1969.

Prior censuses were taken by enumerators, each assigned to a specific geographic area. Field work for the 1964 census was completed largely in November and December of 1964 while most of the field work for 1959 was accomplished during October and November. Livestock and poultry inventories for both 1964 and 1959 were as of the time of enumeration. Other variations in time of enumeration occurred in censuses prior to 1959.

More specific information regarding comparability of the data is provided in sections 6 and 9 of appendix A.

Coverage of the 1969 Census

Preliminary review indicates that the coverage of the 1969 Census of Agriculture at the U.S. level and for most States is equivalent to that for previous censuses. As in previous censuses the coverage for farms with sales of less than \$2,500 is less complete than the coverage for the larger farms. A more detailed discussion is given in section 5 of appendix A. A special report analyzing the coverage will be published.

Census Forms Used

Two basic census forms were used for all States except Alaska and Hawaii. A regular form (A1) was used for farms with an expected value of sales of \$2,500 or more, and a short version (A2), for farms with an expected value of sales less than \$2,500. The short form covered only major items and omitted most of the detail found in the regular form.

In Alaska, the regular form was used for all farms. For Hawaii, a modified version of the regular form was used for all farms; the changes were principally in the crops sections, in order to cover the specialized agriculture in the islands.

Tables for "All Farms" and "Class 1-5 Farms"

Because more detailed information was obtained for class 1-5 farms (those with sales of \$2,500 or more), two series of tables appear in this report: (1) State tables 1 to 9 and county tables 1 to 8 present data for major items for all farms; (2) State tables 10 to 30, county tables 9 to 26, and the special tables report the more detailed information for class 1-5 farms. The tabulations for class 1-5 farms do not include abnormal farms.

Use of Sampling

The short version (A2) of the census form was mailed to a 50-percent sample of farms with an expected value of sales less than \$2,500. Consequently the data presented in the tables for "all farms" include estimates based on the 50-percent sample for most of the farms with a value of sales less than \$2,500. The data presented in the tables for farms with sales of \$2,500 or more include estimates based on the 50-percent sample for a small number of farms which received the short form and reported value of sales of \$2,500 to \$9,999. Detailed information on sampling errors is provided in section 9 of appendix A.

Data shown for earlier censuses are subject to sampling errors for selected items such as farm production expenses, farm labor, and machinery and equipment. Detailed information can be obtained in the reports of those censuses.

The "See Text" References and Other Notes for the Tables

Section 7 of appendix A presents information for specified items for which there are problems of definition or comparability. Most, but not all, of these items are flagged with a "see text" note in the tables.

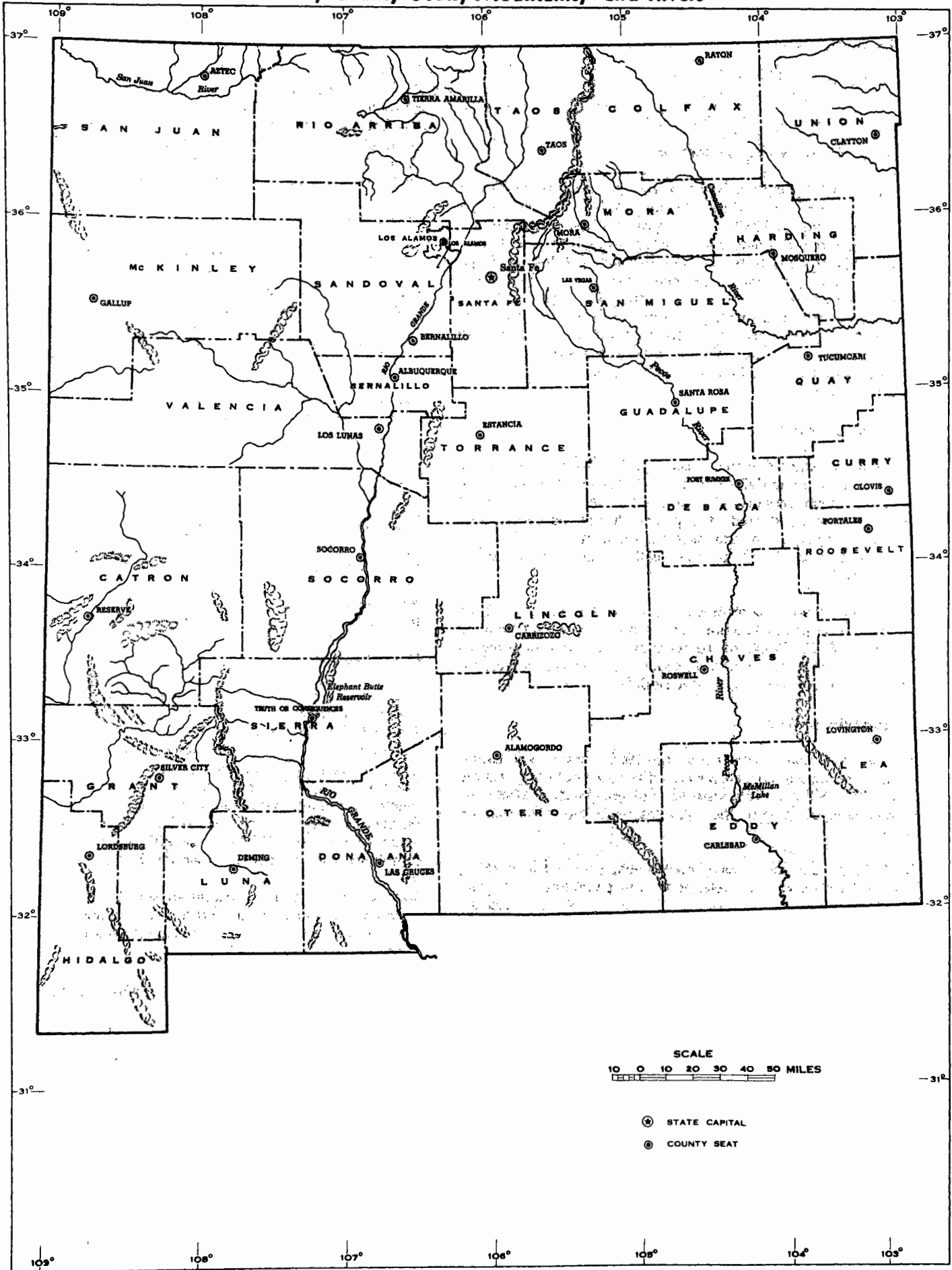
Abbreviations and Symbols

The following abbreviations and symbols are used throughout the tables:

X	Not applicable
NA	Not available
Z	Less than half of the unit reported
D	Data withheld to avoid disclosure of information for individual farms

NEW MEXICO

Counties, County Seats, Mountains, and Rivers



HIGHLIGHTS of the State's Agriculture: 1969 and 1964

	All farms		Class 1-5 farms	
	1969	1964	1969	1964
Number of farms total..	11,641	14,206	7,710	7,287
Acres in farms total..	46,792,302	47,646,500	37,793,719	37,371,843
per farm..	4,019.6	3,354.0	4,901.9	5,128.5
Acres of harvested cropland total..	1,007,527	905,865	949,998	828,048
per farm..	86.5	63.8	123.2	113.6
Number of farms by size:				
1 to 49 acres	2,781	4,138	778	671
50 to 499 acres	3,642	4,553	2,431	2,500
500 acres and over	5,218	5,515	4,501	4,116
1,000 acres and over	3,854	4,046	3,474	3,284
Value of farms total..	\$1,959,606,815	\$1,662,741,270	\$1,606,821,386	\$1,300,547,326
per farm..	168,336	117,045	208,407	178,475
Value of machinery and equipment on farms total..	\$123,687,978	(NA)	\$107,899,336	(NA)
per farm..	10,625	(NA)	13,995	(NA)
Machinery and equipment on farms—specified items (number):				
Autómobiles	10,865	14,928	7,594	8,418
Motortrucks (including pickups)	18,781	23,436	14,311	13,674
Tractors other than garden tractors and motortillers	15,998	17,919	13,095	13,551
Value of all farm products sold total..	\$358,830,822	\$226,675,000	\$348,452,840	\$217,229,977
per farm..	30,824	15,956	45,194	29,810
Crops total..	77,221,989	90,218,079	74,813,048	87,870,922
per farm..	6,634	6,351	9,703	12,059
Livestock, poultry, and their products total..	280,369,395	135,815,269	273,578,809	128,929,714
per farm..	24,085	9,560	35,484	17,693
Number of farms by value of agricultural products sold:				
Less than \$2,500	4,146	6,871	276	(NA)
Less than \$1,000	2,385	4,702	(NA)	(NA)
\$1,000 to \$2,499	1,761	2,169	(NA)	(NA)
\$2,500 and over (Classes 1-5)	7,434	7,287	7,434	7,287
\$2,500 to \$9,999	3,173	3,264	3,173	3,264
\$10,000 to \$39,999	2,876	2,885	2,876	2,885
\$40,000 and over	1,385	1,186	1,385	1,186
\$60,000 and over	894	674	894	674
\$100,000 and over	494	318	494	318
Value of agricultural products sold by farms having sales of—				
Less than \$2,500	\$3,864,073	\$5,233,544	\$304,796	(NA)
\$2,500 and over (Classes 1-5)	348,148,044	217,229,977	348,148,044	\$217,229,977
\$2,500 to \$9,999	17,288,594	17,544,123	17,288,594	17,544,123
\$10,000 to \$39,999	58,330,920	58,995,364	58,330,920	58,995,364
\$40,000 and over	272,528,530	140,690,490	272,528,530	140,690,490
\$100,000 and over	218,313,574	90,309,215	218,313,574	90,309,215
Farm production expenses—specified items:				
Commercially mixed formula feeds	\$19,848,914	\$16,236,500	\$19,287,102	\$15,330,564
Commercial fertilizer	7,452,420	6,535,150	7,159,894	6,372,187
Gasoline and other petroleum fuel and oil for the farm business	13,710,965	13,615,500	12,573,114	12,307,347
Farm labor, contract labor, machine hire and customwork	35,396,741	29,940,950	33,671,894	28,621,474

CHART 1A—ALL FARMS

CHANGES in the State's Agriculture: 1969 from 1964

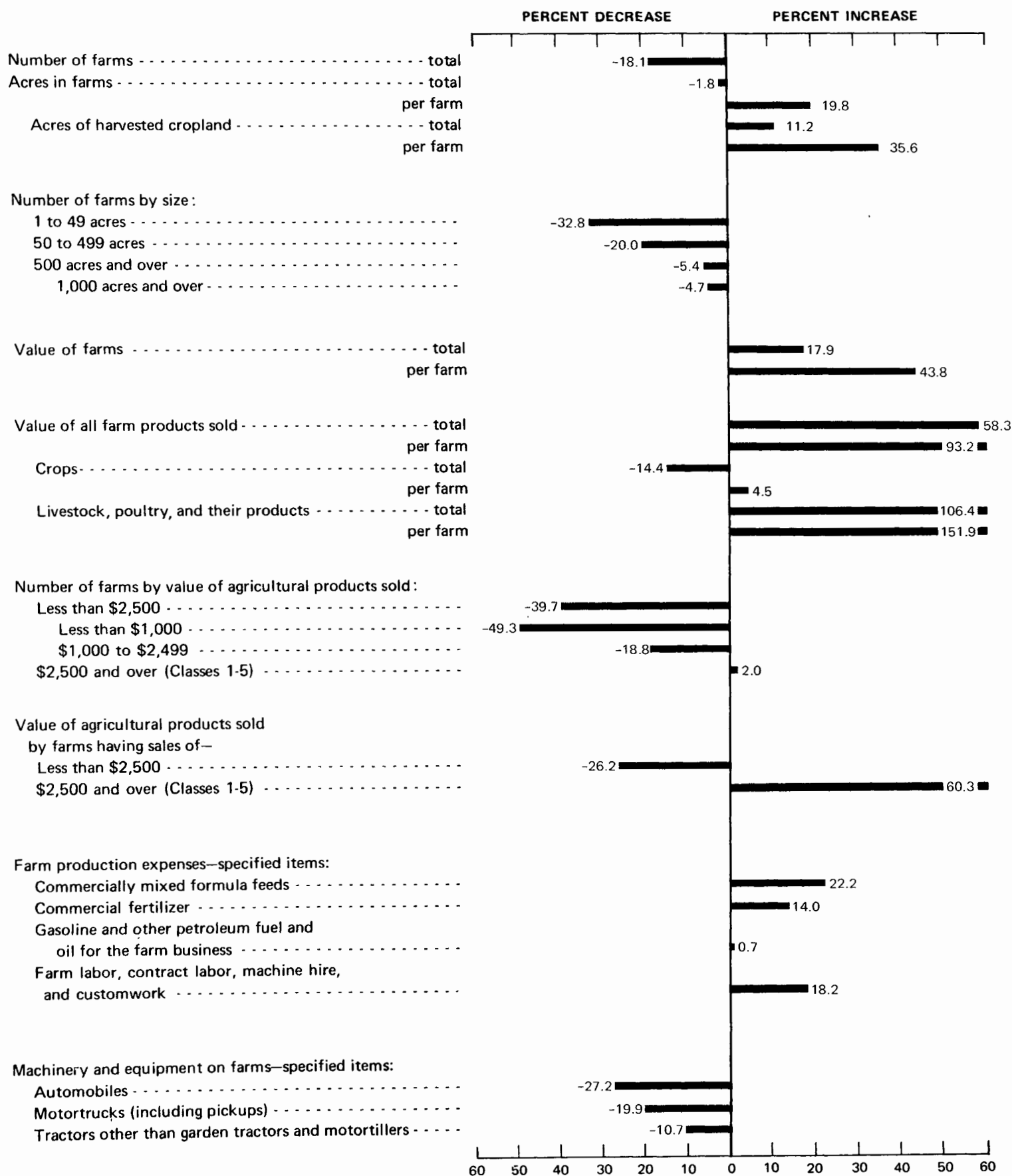


CHART 1B—CLASS 1-5 FARMS

CHANGES in the State's Agriculture: 1969 from 1964

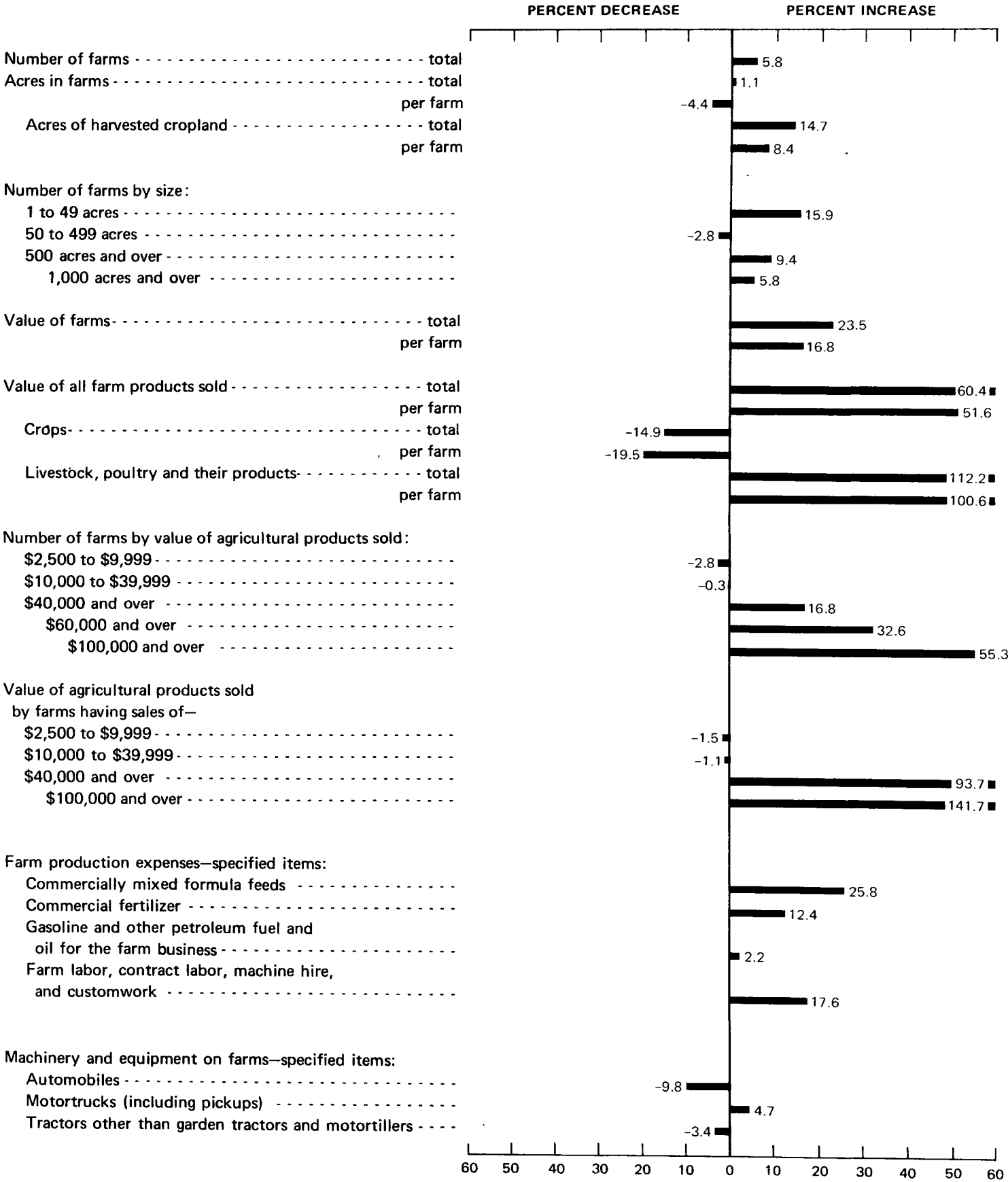


CHART 2

PROFILE of the State's Agriculture: 1969

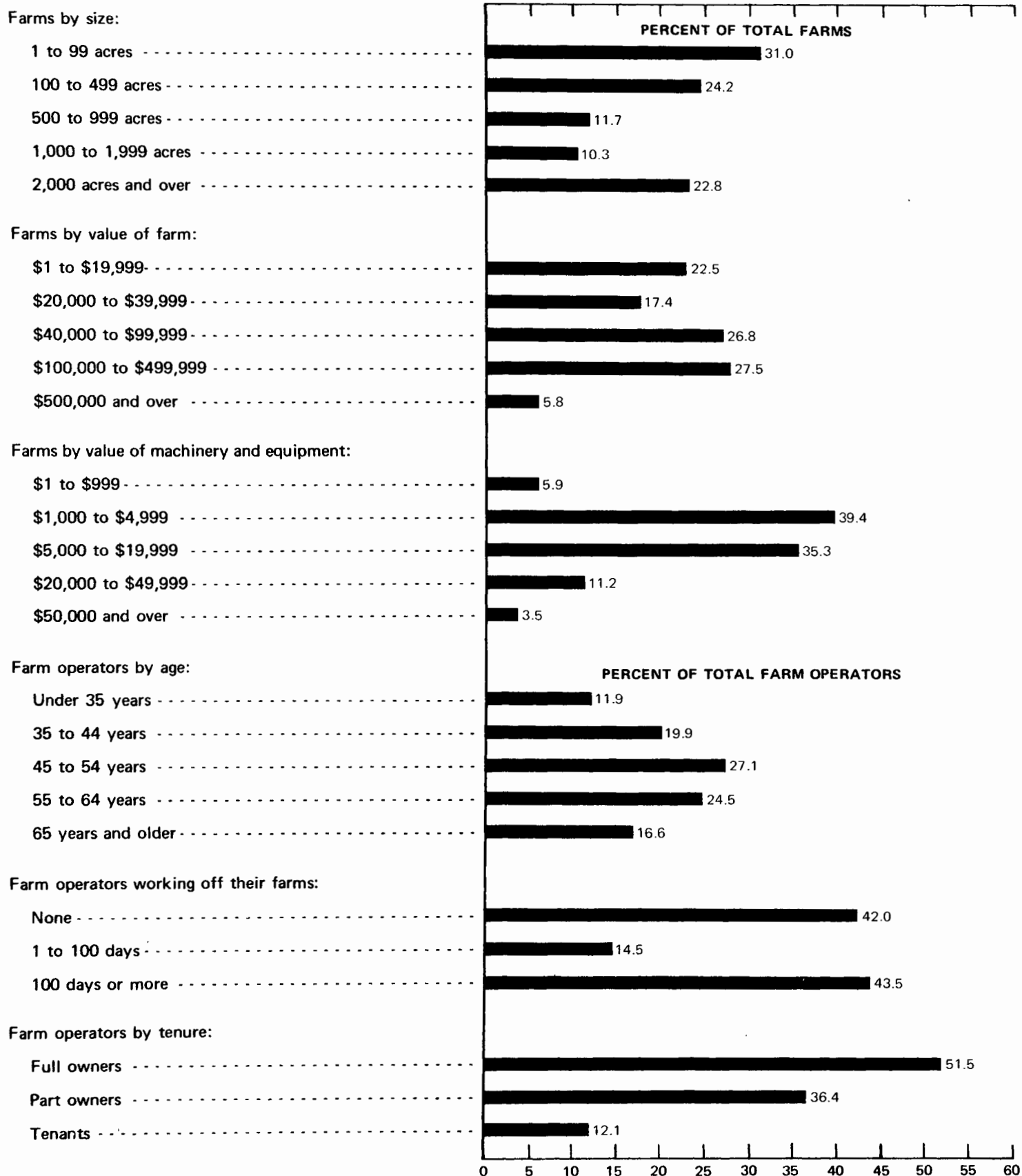



CHART 2

PROFILE of the State's Agriculture: 1969—Continued

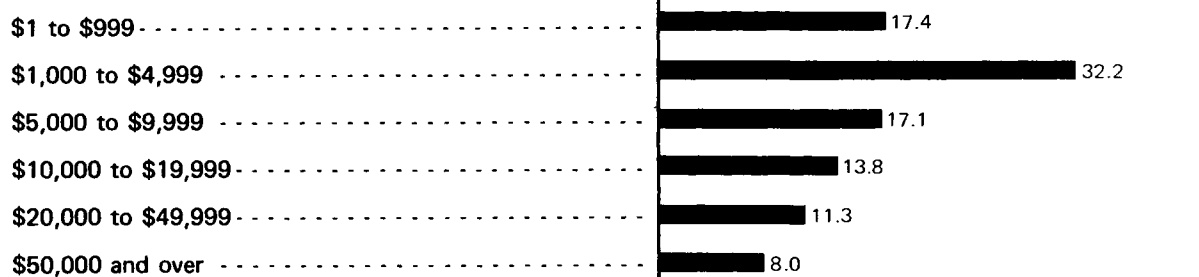
Farms by value of agricultural products sold:




Value of agricultural products sold by farms having sales of—



Farms by amount of total production expenses:



Sources of farm income:



Class 1-5 farms by type of organization:



¹Includes forest products sold, customwork and other agricultural services, recreational services on the place, and payments received for participation in Government farm programs.