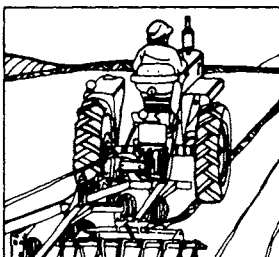







part 14
WISCONSIN
Section 1. Summary Data

VOLUME I
AREA REPORTS



**1969
CENSUS OF
AGRICULTURE**



Issued February 1972



U. S. DEPARTMENT OF COMMERCE Maurice H. Stans, Secretary
James T. Lynn, Under Secretary
Harold C. Passer, Assistant Secretary for Economic Affairs
and Administrator,
Social and Economic Statistics Administration
BUREAU OF THE CENSUS George Hay Brown, Director



BUREAU OF THE CENSUS

George Hay Brown, Director
Walter F. Ryan, Associate Director
James W. Turbitt, Acting Deputy Associate Director

AGRICULTURE DIVISION

J. Thomas Breen, Chief

REPORTS OF THE 1969 CENSUS OF AGRICULTURE

Individual County Reports

These eight-page reports are issued for each county and State. They also appear as section 2 of volume 1 for the State to which they pertain. The tables contain totals for farms, land, production, expenses, income and sales, machinery and equipment, livestock, crops, and nursery, greenhouse, and forest products.

Volume I. Area Reports

A separate report is published for each State, American Samoa, Guam, Puerto Rico, Trust Territory, and the Virgin Islands. The report consists of two sections. Section 1 contains the introduction, State summary data, county summary of selected data, miscellaneous items by counties (crops or livestock appearing in relatively few counties and therefore not listed in the county tables on a nationwide basis), and an appendix giving explanations, definitions, and examples of the report forms used. Section 2 contains the detailed county reports.

Volume II. General Report

Statistics by subject will be presented, with totals for the United States, Regions, and States.

Volume III. Agricultural Services

This is a new report which will contain data relating to agricultural services.

Volume IV. Irrigation

Data will be included on drainage basins, land irrigated, crop production on irrigated land, water conveyed, users, and types of organization.

Volume V. Special Reports

Reports will be based on data obtained from supplemental surveys, such as type of farm, horticulture, and farm finance; and other subjects based on information obtained in the census.

Data for WISCONSIN are presented in 2 books:

Book 1 contains "Section 1" which consists of (1) State summary data, (2) county summary data for selected items, and (3) county data for miscellaneous items (those items that are significant in this area but not on a nationwide basis). This book also contains appendices which give explanatory materials and facsimiles of reporting forms.

Book 2 contains "Section 2" which consists of a set of 26 tables (8 pages) for each county with 10 farms or more in the State. A summary of these tables for the State precedes the county sets. These sets were previously issued as "Individual County Reports."

ACKNOWLEDGMENTS—Many persons contributed to the 1969 Census of Agriculture. First and foremost are the millions of farm operators, members of their families and employees who furnished the information.

The Department of Agriculture cooperated at all levels: Local employees in the county offices of the Agriculture Stabilization and Conservation Service, the Farmers Home Administration, the Federal Extension Service, and the Soil Conservation Service aided in the publicity and provided assistance to the farm operators who requested help in filling out the census forms correctly; State office personnel of the Statistical Reporting Service reviewed the data collection forms and assisted in the review of tabulations for their State; and a large number of persons in the Washington offices of the Department made recommendations, reviewed the forms, procedures, tabulation proposals, and table plans, and assisted in the overall publicity programs. Harry C. Trelogan, Administrator, Glenn D. Simpson, then Deputy Administrator, and J. Richard Grant, Department Clearance Officer, of the Statistical Reporting Service, and Melvin L. Upchurch, Administrator, and Carl P. Heisig, then Deputy Administrator of the Economic Research Service, were most prominent in the overall coordination effort and planning for this major program in agricultural statistics.

Members of the Census Advisory Committee on Agriculture Statistics and representatives from public and private agencies and firms gave generously of their time and effort in establishing the data requirements and priorities for collection and publication of the information.

The press, radio, and television media, especially those relating to agribusiness activities, were most helpful in promoting awareness of the 1969 census among farm and ranch operators and enlisting their cooperation. Dean Quirin, Agriculture Division, and John Baker, retired, Henry C. Smith, and Glen M. Hearin, Public Information Office assisted in the public relations programs initiating much of the material which was used effectively.

Thomas B. Jabine, Chief, Statistical Research Division, and Arthur W. Horowitz, Special Assistant to the Associate Director for Economic Fields, were designated as coordinators for the 1969 Census of Agriculture and participated in much of the overall planning and review of the census operations.

Jervis Braunstein, Demographic Surveys Division; Barry Cohen, Business Division; Robert S. Taylor, Statistical Indicators Division; and Charles Merzel, Ralph Graham, and Jack Margolis, Agriculture Division; working under the supervision of Sol Dolleck, Computer Science Division, developed and were responsible for the systems and processing procedures, including clerical procedures and computer programming. Lowell Wrucke, Business Division, and John Adkins, Agriculture Division, made significant contributions to the computer programming.

A large part of the clerical and data-keying operations were performed at the Jeffersonville Census Operations Office under the supervision of Joseph Arbena, Special Assistant to the Associate Director, and Rex Pullin, Agriculture Census Operations Manager, assisted by Don Adams and Kurt Legait. John A. Blackledge and William Harlan, Agriculture Division, were responsible for the subject-matter review in Jeffersonville.

Computer processing was performed in the Computer Facilities Division under the supervision of Douglas Fahey, Richard Bourdon, and James W. Shores.

Field followup data collection activities were administered by the Field Division under Paul R. Squires, Associate Director for Data Collection and Statistical Procedures, and Richard C. Burt, Acting Chief, Field Division, with the assistance of James Johnson and the directors of the Bureau's Data Collection Centers.

Forms design, publications planning, editing, and printing were performed in the Administrative Services Division, Cecil B. Matthews, Chief, under the direction of Raymond J. Koski, John F. Lanham, Jr., Gerald A. Mann, and Gladys Potts. Cathern Kline and Joyce Teague made significant contributions to the forms design, and Geraldine Censky provided editorial supervision.

J. Thomas Miller and Irvin Holmes, consultants to the Chief, Agriculture Division, determined to a very large extent the table format and presentation for the county reports and this volume and assisted in developing the correspondence forms used in the mail procedure.

J. Jack Ingram, Kenneth R. Norell, and Orvin L. Wilhite, Assistant Division Chiefs, Agriculture Division, participated in the overall planning and supervised preparation of specifications, review of tabulations, and preparation of the reports. Arnold L. Bollenbacher, Joseph A. Correll, and Thomas D. Monroe, Branch Chiefs, contributed to the planning and supervised analytical review for their geographical and subject-area specialties. Helen M. Davenport was responsible for the historical data tables, Helen D. Turner for editing and liaison in the publications area, and Margaret Wood, retired, in the computer specifications area. These and many others who aided in the 1969 Census of Agriculture are listed with their specific responsibilities in a special report on the Procedural History of the 1969 Census of Agriculture.

Primary direction of the program was performed by J. Thomas Breen, Chief, Agriculture Division, with the helpful guidance and review of Conrad Tauer, Associate Director for Demographic Fields.

SUGGESTED CITATION

U.S. Bureau of the Census, Census of Agriculture, 1969
Volume I. Area Reports
Part 14. WISCONSIN Section 1. Summary Data

U.S. Government Printing Office, Washington, D.C., 1972

LIBRARY OF CONGRESS CARD NO. 72-601370

For sale by the Superintendent of Documents, U.S. Government Printing Office, Washington, D.C., 20402, or any Department of Commerce field office. Price \$2.75 (paper)

Section 1

SUMMARY DATA

CONTENTS

	<i>page</i>
Introduction	v
State Map	vi
Highlights of the State's Agriculture: 1969 and 1964	vii
Charts	
1. Changes in the State's Agriculture: 1969 from 1964	
A. All Farms	viii
B. Class 1-5 Farms	ix
2. Profile of the State's Agriculture: 1969	x
Chapter 1. State Data	1
Chapter 2. County Summary Data for Selected Items: 1969	283
Chapter 3. County Data for Miscellaneous Items: 1969	301

APPENDIXES

A. Explanatory Materials	
Definitions and Explanations	A-1
County Report Text	A-13
B. Exhibits	
Regular Report Form (12 pages)	B-1
Short Report Form (4 pages)	B-13
Leaflet Guide	B-17

Introduction

of farm products are all reported for the calendar year. Operators were instructed to report inventory numbers for livestock, poultry, and other specified items as of December 31, 1969.

Prior censuses were taken by enumerators, each assigned to a specific geographic area. Field work for the 1964 census was completed largely in November and December of 1964 while most of the field work for 1959 was accomplished during October and November. Livestock and poultry inventories for both 1964 and 1959 were as of the time of enumeration. Other variations in time of enumeration occurred in censuses prior to 1959.

More specific information regarding comparability of the data is provided in sections 6 and 9 of appendix A.

Authority, Area Covered, and Method

The Census of Agriculture is authorized under the provisions of Title 13, United States Code. Section 142(a) provides for the census to be taken in 1959 and each fifth year thereafter. Section 191 provides that the census shall include each State, the District of Columbia, and Puerto Rico. It also provides that for the Virgin Islands, Guam, and other areas over which the United States exercises jurisdiction, control, or sovereignty, census data collected by the Governor, or highest ranking Federal official, may be used. The 1969 census is the first census of agriculture conducted primarily by mail. Additional background and a description of the procedures followed is presented in sections 1 and 2 of appendix A.

Definition of a Farm

The statistics gathered in this census relate to places qualifying as farms using the same definition as in 1964 and 1959. These are places on which agricultural operations larger than a specified minimum were conducted at any time during the census year under the control of an individual management. For a listing of "agricultural operations," see the Leaflet Guide reproduced in appendix B.

Places of less than 10 acres were counted as farms if the sales of the agricultural products amounted, or normally would amount, to at least \$250. Places of 10 acres or more were counted as farms if the sales of agricultural products for the year amounted, or normally would amount, to at least \$50.

Comparability of Data

For the most part, data from the 1969 census and earlier censuses are comparable. However, a difference in timing and the change from personal interview to mail enumeration affect the comparability of some of the 1969 data with those from earlier censuses.

The 1969 census forms were mailed just prior to January 1, 1970. An extensive mail, telephone, and enumerator followup procedure, described in section 2 of appendix A, extended the data-collection phase through September 1970. Crop and livestock production data are for the calendar year 1969 with the exception of a few crops (such as citrus) for which the production year overlaps the calendar year. Expenditures, crops irrigated, usage of agricultural chemicals and fertilizer, and sales

Coverage of the 1969 Census

Preliminary review indicates that the coverage of the 1969 Census of Agriculture at the U.S. level and for most States and counties is equivalent to that for previous censuses. A special report analyzing the coverage will be published.

Census Forms Used

Two basic census forms were used for all States except Alaska and Hawaii. A regular form (A1) was used for farms with an expected value of sales of \$2,500 or more, and a short version (A2), for farms with an expected value of sales less than \$2,500. The short form covered only major items and omitted most of the detail found in the regular form.

In Alaska, the regular form was used for all farms. For Hawaii, a modified version of the regular form was used for all farms; the changes were principally in the crops sections, in order to cover the specialized agriculture in the islands.

Tables for "All Farms" and "Class 1-5 Farms"

Because more detailed information was obtained for class 1-5 farms (those with sales of \$2,500 or more), two series of tables appear in this report: (1) State tables 1 to 9 and county tables 1 to 8 present data for major items for all farms; (2) State tables 10 to 30, county tables 9 to 26, and the special tables report the more detailed information for class 1-5 farms. The tabulations for class 1-5 farms do not include abnormal farms.

The "See Text" References and Other Notes for the Tables

Section 7 of appendix A presents information for specified items for which there are problems of definition or comparability. Most, but not all, of these items are flagged with a "see text" note in the tables.

Abbreviations and Symbols

The following abbreviations and symbols are used throughout the tables:

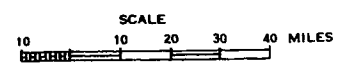
X	Not applicable
NA	Not available
Z	Less than half of the unit reported
D	Data withheld to avoid disclosure of information for individual farms

WISCONSIN

Counties, County Seats, and Rivers



★ STATE CAPITAL
 ○ COUNTY SEAT



HIGHLIGHTS of the State's Agriculture: 1969 and 1964

	All farms		Class 1-5 farms	
	1969	1964	1969	1964
Number of farms total..	98,973	118,816	76,935	90,210
Acres in farms total..	18,109,273	20,377,500	15,938,358	17,689,071
per farm..	182.9	171.5	207.1	196.0
Acres of harvested cropland total..	8,133,848	9,038,250	7,648,419	8,372,814
per farm..	82.2	76.1	99.4	92.8
Number of farms by size:				
1 to 49 acres	10,429	12,717	3,611	3,064
50 to 499 acres	85,289	103,180	70,205	84,362
500 acres and over	3,255	2,919	3,119	2,784
1,000 acres and over	414	347	395	328
Value of farms total..	\$4,201,294,470	\$3,180,110,240	\$3,714,239,738	\$2,807,477,572
per farm..	42,448	26,765	48,277	31,121
Value of machinery and equipment on farms total..	\$1,046,307,574	(NA)	\$960,855,047	(NA)
per farm..	10,572	(NA)	12,489	(NA)
Machinery and equipment on farms—specified items (number):				
Automobiles	117,742	154,435	93,939	119,786
Motortrucks (including pickups)	89,013	97,015	75,549	82,067
Tractors other than garden tractors and motortillers	229,752	247,425	200,039	213,334
Value of all farm products sold total..	\$1,455,481,733	\$1,097,457,035	\$1,428,240,530	\$1,064,282,555
per farm..	14,706	9,237	18,564	11,798
Crops total..	195,839,533	174,032,050	184,972,877	163,247,176
per farm..	1,979	1,465	2,404	1,810
Livestock, poultry, and their products total..	1,255,674,741	915,645,311	1,239,568,800	895,096,879
per farm..	12,687	7,706	16,112	9,922
Number of farms by value of agricultural products sold:				
Less than \$2,500	22,796	28,559	720	(NA)
Less than \$1,000	12,486	14,452	(NA)	(NA)
\$1,000 to \$2,499	10,310	14,107	(NA)	(NA)
\$2,500 and over (Classes 1-5)	76,126	90,257	76,126	90,257
\$2,500 to \$9,999	27,516	52,201	27,516	52,201
\$10,000 to \$39,999	43,301	36,238	43,301	36,238
\$40,000 and over	5,309	1,818	5,309	1,818
\$60,000 and over	1,982	847	1,982	847
\$100,000 and over	675	358	675	358
Value of agricultural products sold by farms having sales of —				
Less than \$2,500	\$22,533,075	\$30,503,502	\$1,097,721	(NA)
\$2,500 and over (Classes 1-5)	1,427,142,809	1,064,282,555	1,427,142,809	\$1,064,282,555
\$2,500 to \$9,999	164,617,712	310,444,067	164,617,712	310,444,067
\$10,000 to \$39,999	866,653,117	595,901,301	866,653,117	595,901,301
\$40,000 and over	395,871,980	157,937,187	395,871,980	157,937,187
\$100,000 and over	141,919,127	76,671,126	141,919,127	76,671,126
Farm production expenses—specified items:				
Commercially mixed formula feeds	\$106,184,461	\$117,535,000	\$104,271,878	\$113,396,850
Commercial fertilizer	50,289,461	38,532,500	48,843,351	36,992,438
Gasoline and other petroleum fuel and oil for the farm business	59,720,362	59,723,500	55,728,003	55,395,477
Farm labor, contract labor, machine hire and customwork	91,915,300	68,255,000	88,080,867	64,803,656

CHART 1A—ALL FARMS

CHANGES in the State's Agriculture: 1969 from 1964

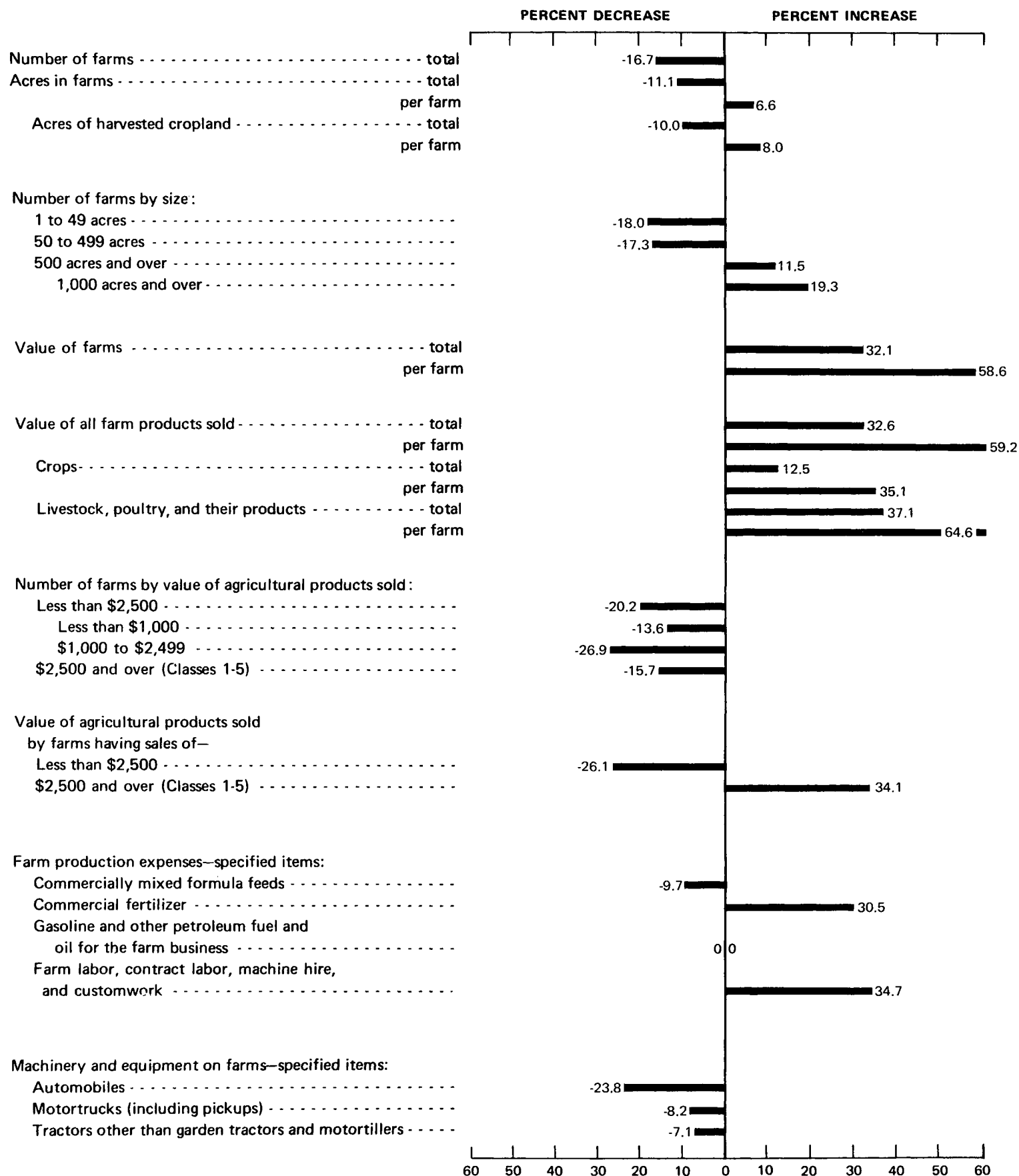


CHART 1B—CLASS 1-5 FARMS

CHANGES in the State's Agriculture: 1969 from 1964

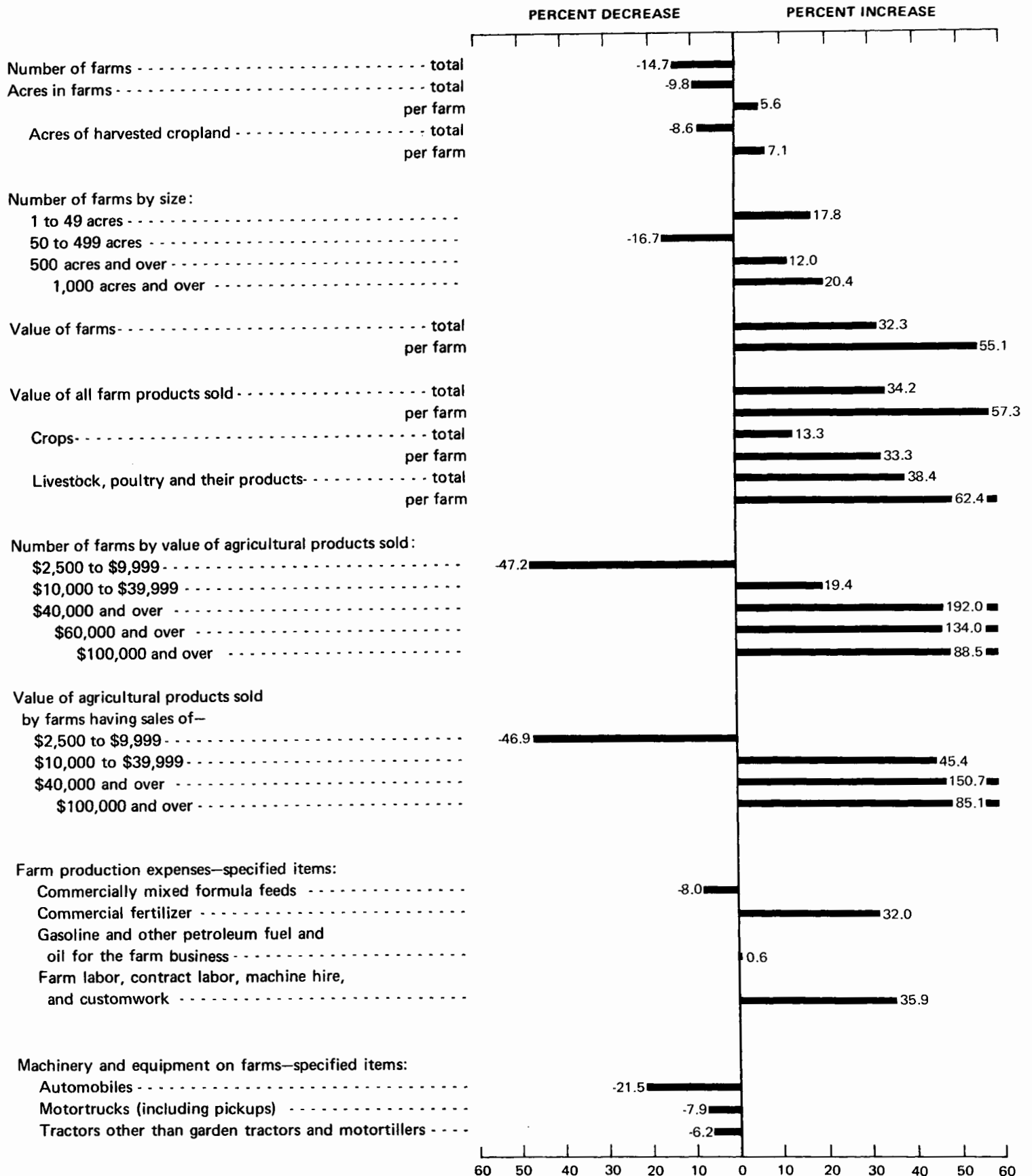


CHART 2

PROFILE of the State's Agriculture: 1969




CHART 2

PROFILE of the State's Agriculture: 1969—Continued

