

APPENDIX C. Report Forms

FORM 74-A1 (10-1-74)

O.M.B. No. 41-S74085: Approval Expires December 31, 1975

U.S. DEPT. OF COMM.—SESA
BUREAU OF THE CENSUS

1974 CENSUS OF AGRICULTURE

PLEASE remove the envelope and Instruction Sheet from the center of this booklet and . . . **KEEP THEM HANDY.**

IT'S EASIER THAN IT LOOKS to fill out this report. Many items can be answered by marking a "Yes" or "No" box. There are whole sections which may not apply to your operation—for these, just mark the NO box and go to the next section as instructed.

EXPLANATIONS AND INSTRUCTIONS are provided all through the form with more detail in the Instruction Sheet you have removed from the center of this report. Use them — **they will help.**

A Message from the Director of the Bureau of the Census...

January 2, 1975

Dear Friend:

It's time for the 1974 Census of Agriculture, and we need your help.

Please fill out this report and return it in the envelope provided.

This is a most important census. Many changes have occurred in agriculture since 1969 when the last census was taken. It is important to you that these changes be measured and understood by other farmers and ranchers as well as by those who serve you and them.

Your answers are needed and are **COMPLETELY CONFIDENTIAL**, as spelled out in the Notice at the right of this letter.

Please fill out your report and send it back right away. We'll appreciate it very much.

Sincerely,



VINCENT P. BARABBA
Director
Bureau of the Census

NOTICE — Response to this inquiry is required by law (Title 13, U.S. Code). By the same law **YOUR REPORT TO THE CENSUS BUREAU IS CONFIDENTIAL**. It may be seen only by sworn Census employees and may be used only for statistical purposes. Your report **CANNOT** be used for purposes of taxation, investigation, or regulation. The law also provides that copies retained in your files are immune from legal process.

NOTE: If you correspond with us regarding your report, please use the **Census File Number** shown in the address block on the booklet cover.

**Complete this report
and RETURN TO**



**BUREAU OF THE CENSUS
1201 East Tenth Street
Jeffersonville, Indiana 47130**

Section 1 Did you receive more than one report form?

☐ YES — See separate Instructions

☐ NO — Go to Section 2

Enter extra file
number(s) here

Section 2 FARMING, RANCHING, OR OTHER AGRICULTURAL ACTIVITIES IN 1974


- | | YES | NO |
|--|----------------------------|----------------------------|
| 1. At any time in 1974 did you raise, produce, or sell ANY amount of any of the items listed below? | 1 <input type="checkbox"/> | 2 <input type="checkbox"/> |
| <ul style="list-style-type: none"> • Crops • Hay, pasture, sod • Vegetables, melons, mushrooms • Fruits, nuts, berries, and citrus • Cattle (including feedlots) • Hogs, sheep, goats, horses • Poultry, eggs • Dairy products • Forest products on farms • Greenhouse and nursery products • Fish in captivity • Fur-bearing animals in captivity • Other animal specialties | | |
| 2. Did you at any time in 1974 raise or produce any agricultural products for contractors such as feed companies, processors, or packers? | 1 <input type="checkbox"/> | 2 <input type="checkbox"/> |
| 3. Did you raise or produce any agricultural products for others or with others under a partnership, share arrangement, or other rental agreement in 1974? | 1 <input type="checkbox"/> | 2 <input type="checkbox"/> |
| 4. Did you own any land that was used by someone else for agricultural purposes in 1974? | 1 <input type="checkbox"/> | 2 <input type="checkbox"/> |
| 5. Did you own any livestock or poultry that was cared for by someone else under a share agreement or custom arrangement in 1974? | 1 <input type="checkbox"/> | 2 <input type="checkbox"/> |

► If you answered YES to ANY of these questions, go to Section 3.

► If you answered NO to ALL five of these questions, tear off this front cover and mail it back to us in the envelope provided.

Section 3 ACREAGE in 1974 and LAND VALUE

Include all cropland, pastureland, rangeland, woodland, wasteland, idle land, house lots, etc.

1. ALL land owned ☐ None
2. ALL land rented or leased FROM OTHERS, including land worked on shares; leased Federal, State, and railroad land; and land used rent free. (Do NOT include land used on a per-head basis under a grazing permit.) . . . ☐
3. All land rented or leased TO OTHERS, including land worked on shares by others and land subleased ☐
4. **TOTAL ACRES IN "THIS PLACE"** ① (Please ADD acres owned (item 1) and acres rented (item 2), then SUBTRACT acres rented to others (item 3), and enter your answer in this space.) 
- ① "THIS PLACE" means your farm or ranch, feedlots, poultry houses, greenhouses, and/or any other agricultural operations.

Number of acres	Your estimate of the current market value of these acres and the buildings on them	
	Dollars	Cents
040	1 \$	
050	1 \$	
060	1 \$	
070	These are the ACRES in "THIS PLACE" ① for this census report	

5. If you rented land FROM OTHERS (item 2 above), please enter the following information for each landlord.

Name	Address (No. and street, city, State, ZIP code)	Number of acres	Rental arrangements in 1974 Mark (X) all that apply			
			Share of crops	Share of livestock or products	Cash as rent	Other arrangements
		081	1 <input type="checkbox"/>	2 <input type="checkbox"/>	3 <input type="checkbox"/>	4 <input type="checkbox"/>
		082	1 <input type="checkbox"/>	2 <input type="checkbox"/>	3 <input type="checkbox"/>	4 <input type="checkbox"/>
		083	1 <input type="checkbox"/>	2 <input type="checkbox"/>	3 <input type="checkbox"/>	4 <input type="checkbox"/>

List additional landlords on back cover.

6. If you rented land TO OTHERS (item 3 above), please enter the following information for each renter.

Name	Address (No. and street, city, State, ZIP code)	No. of acres
		085
		086
		087

List additional renters on back cover.

7. Of the land you rented or leased from others (item 2 above), how many acres did you subrent or sublease to others? (Include land rented or leased by you which was worked on shares by others.) ☐ None

Number of acres	Current market value
088	1 \$

PLEASE READ

You may be able to skip most of this form if —

- a. All the land you owned or rented was worked on shares or rented to someone else.
 b. There were no crops or livestock in 1974 on the acres in "THIS PLACE" (item 4 above).
 c. The land you operated prior to 1974 has been sold to someone else.

If a, b, or c apply to your operation, please read the Instructions before continuing with this report.

Section 4 LOCATION OF AGRICULTURAL ACTIVITY

1. In what county was the largest value of your agricultural products raised or produced? (Enter county name, State, and number of acres on the "Principal county" line. If you have agricultural operations in any other county(ies), enter the county name(s), etc., on the lines provided for "Other counties.")

	County name	State	No. of acres
Principal county			091
Other counties			092
			093
			094

2. Location of place within principal county entered above. (Give name of township, district, precinct, etc., or Township — Range numbers.)

Name of location

015	014	013	012	011	010
CENSUS USE ONLY					

READ AND ANSWER
THIS QUESTION
THEN FOLLOW THE
INSTRUCTIONS

During 1974 did you produce any crops; cut any hay; have any nursery or greenhouse products or specialty crops; or have any land in orchards, groves, or vineyards?

☐ YES — Go to Section 5 below
☐ NO — Skip to page 8 and COMPLETE Section 17

Section 5 Was any FIELD CORN harvested for any purpose from this place in 1974?

- ☐ YES — Complete this section
 - ☐ NO — Go to Section 6
- Report sweet corn in Section 12 and popcorn in Section 16 when you reach those sections.

- 1. Field corn for grain or seed (Report quantity of shelled corn harvested in either bushels or hundredweight. 70 lbs. ear corn or 56 lbs. shelled corn = 1 bushel shelled corn).
- 2. Field corn for silage or green chop.
- 3. Field corn cut for dry fodder, hogged or grazed (Do not include acres already reported in items 1 or 2.)

Acres harvested	Quantity harvested		Acres irrigated	
101	1 Bushels shelled	OR	2	
	6 Hundredweight shelled			
102	1 Tons, green weight		2	
103			2	
Acres fertilized	Dry fertilizer		Liquid or gas fertilizer	
	Whole tons	Tenths	Whole tons	Tenths
109	1	/10	2	/10

Section 6 Were any SORGHUMS or MILO harvested from this place in 1974? (Include both grain and sweet varieties. Do not report sorghum-sudan crosses in this section.)

- ☐ YES — Complete this section
 - ☐ NO — Go to Section 7
- Report sorghum-sudan crosses for hay in Section 10 and sorghum for sirup in Section 16 when you reach those sections.

- 1. Sorghums (milo) for grain or seed (Report quantity harvested in either bushels or pounds.)
- 2. Sorghums for silage or green chop.
- 3. Sorghums cut for dry forage or hay.
- 4. Sorghums hogged or grazed (Do not include acres already reported in items 1, 2, or 3.)

Acres harvested	Quantity harvested		Acres irrigated	
111	1 Bushels	OR	2	
	6 Pounds			
112	1 Tons, green weight		2	
113	1 Tons, dry weight		2	
114			2	
Acres fertilized	Dry fertilizer		Liquid or gas fertilizer	
	Whole tons	Tenths	Whole tons	Tenths
119	1	/10	2	/10

Section 7 Were any SOYBEANS, PEANUTS, DRY BEANS, or DRY PEAS harvested from this place in 1974?

- ☐ YES — Complete this section
- ☐ NO — Go to Section 8

- 1. Soybeans for beans
- 2. Peanuts for nuts
- 3. Dry field and seed beans.
- 4. Dry lima beans
- 5. Dry field and seed peas
- 6. Cowpeas for dry peas

Acres harvested	Quantity harvested	Acres irrigated	Acres fertilized	Commercial fertilizer used			
				Dry		Liquid or gas	
				Whole tons	Tenths	Whole tons	Tenths
121	1 Bushels	2	3	4	/10	5	/10
122	1 Pounds	2	3	4	/10	5	/10
123	1 100-lb. bags	2	3	4	/10	5	/10
124	1 100-lb. bags	2	3	4	/10	5	/10
125	1 Pounds	2	3	4	/10	5	/10
126	1 Bushels	2	3	4	/10	5	/10

② Soybean hay is to be reported in Section 10 and soybeans hogged or grazed, cut for silage, or plowed under in Section 16.
③ Peanut hay is to be reported in Section 10.
④ Austrian winter peas are to be reported in Section 11.
⑤ Cowpea hay is to be reported in Section 10, green cowpeas in Section 12, cowpeas hogged or grazed or cut for silage in Section 16.

Section 8 **SMALL GRAINS (including RICE) harvested from this place in 1974****COMPLETE
THIS
SECTION**

Please supply all requested information or mark "None" for each crop listed. For each crop harvested from this place in 1974, be sure to report quantity harvested in the unit specified, acres irrigated, acres fertilized, and amount of fertilizer used. If your small grain crop is not listed here, see Section 16 when you reach that section.

• Report small grain hay in Section 10 when you reach that section.

	None	Acres harvested	Quantity harvested	Acres irrigated	Commercial fertilizer used				
					Acres fertilized	Dry		Liquid or gas	
						Whole tons	Tenths	Whole tons	Tenths
1. Hard red winter wheat	<input type="checkbox"/>	131	1 Bu.	2	3	4	/10	5	/10
2. Soft red winter wheat	<input type="checkbox"/>	132	1 Bu.	2	3	4	/10	5	/10
3. Hard red spring wheat	<input type="checkbox"/>	133	1 Bu.	2	3	4	/10	5	/10
4. Durum wheat	<input type="checkbox"/>	134	1 Bu.	2	3	4	/10	5	/10
5. White wheat	<input type="checkbox"/>	135	1 Bu.	2	3	4	/10	5	/10
6. Oats for grain	<input type="checkbox"/>	137	1 Bu.	2	3	4	/10	5	/10
7. Barley for grain	<input type="checkbox"/>	138	1 Bu.	2	3	4	/10	5	/10
8. Rye for grain	<input type="checkbox"/>	139	1 Bu.	2	3	4	/10	5	/10
9. Mixed grains	<input type="checkbox"/>	140	1 Bu.	2	3	4	/10	5	/10
10. Flaxseed	<input type="checkbox"/>	141	1 Bu.	2	3	4	/10	5	/10
11. Buckwheat	<input type="checkbox"/>	142	1 Bu.	2	3	4	/10	5	/10
12. Proso millet	<input type="checkbox"/>	143	1 Bu.	2	3	4	/10	5	/10
13. Rice (Report quantity harvested in either 100-lb. bags, bushels, or barrels).	<input type="checkbox"/>	144	<div style="display: flex; align-items: center;"> <div style="border-left: 1px solid black; padding-left: 5px; margin-right: 5px;">1</div> <div style="margin-right: 5px;">OR</div> <div style="margin-right: 5px;">100-lb. bags</div> </div> <div style="display: flex; align-items: center;"> <div style="border-left: 1px solid black; padding-left: 5px; margin-right: 5px;">6</div> <div style="margin-right: 5px;">OR</div> <div style="margin-right: 5px;">Bu.</div> </div> <div style="display: flex; align-items: center;"> <div style="border-left: 1px solid black; padding-left: 5px; margin-right: 5px;">7</div> <div style="margin-right: 5px;">OR</div> <div style="margin-right: 5px;">Barrels</div> </div>	2	3	4	/10	5	/10

Section 9 **Were any COTTON, TOBACCO, IRISH POTATOES, SWEETPOTATOES, OR SUGAR CROPS harvested from this place in 1974?**

☐ YES — Complete this section

☐ NO — Go to Section 10 on next page

Report tenths of acres where indicated.

	Acres harvested	Quantity harvested	Acres irrigated	Commercial fertilizer used				
				Acres fertilized	Dry		Liquid or gas	
					Whole tons	Tenths	Whole tons	Tenths
1. Cotton	151	1 Bales	2	3	4	/10	5	/10
2. Tobacco — all types	152	1 Pounds	2	3	4	/10	5	/10
3. Irish potatoes (excluding home use)	153	1 Hundred-weight	2	3	4	/10	5	/10
4. Sweetpotatoes (excluding home use)	154	1 Bushels	2	3	4	/10	5	/10
5. Sugar beets for sugar	155	1 Tons	2	3	4	/10	5	/10
6. Sugar beets for seed	156	1 Pounds	2	3	4	/10	5	/10
7. Sugarcane for sugar ^⑥	157	1 Tons	2	3	4	/10	5	/10
8. Sugarcane for sirup	158		2	3	4	/10	5	/10
9. Sugarcane for seed	159		2	3	4	/10	5	/10

^⑥ In Florida and Texas, report cuttings from November 1973 through April 1974. Other States, report 1974 crop year.

Section 10 Was any DRY HAY, GRASS SILAGE, HAYLAGE, or GREEN CHOP cut or harvested from this place in 1974? (Include hay cut from pastures.)

- ☐ YES — Complete this section
☐ NO — Go to Section 11

If cuttings were made for both dry hay and grass silage, "haylage," or "green chop" from the same fields, report the acreage in the appropriate items under **Part A — Hay** and **Part B — Grass Silage** below.

Part A — DRY HAY

(If two or more cuttings of dry hay were made from the same acres, report acres only once, but report total tons from all cuttings.)

1. Alfalfa and alfalfa mixtures for hay or dehydrating
2. Clover, timothy, and mixtures of clover and grasses for hay
3. Small grain hay
4. Lespedeza for hay
5. Coastal Bermuda grass for hay
6. Wild hay
7. Other hay — Sudan grass, sorghum-sudan crosses, soybean, cowpea, peanut, etc.

Acres harvested	Quantity harvested (Report either dry or green weight, as indicated)	Acres irrigated
172	1 Tons. dry	2
173	1 Tons. dry	2
174	1 Tons. dry	2
175	1 Tons. dry	2
176	1 Tons. dry	2
177	1 Tons. dry	2
178	1 Tons. dry	2
181	1 Tons. green	2
182	1 Tons. green	2

Part B — GRASS SILAGE, HAYLAGE, AND GREEN CHOP

(If two or more cuttings of grass silage, "haylage," or "green chop" were made from the same acres, report acres only once, but report total tons from all cuttings.)

8. Grass silage and haylage.
9. Hay crops cut and fed green (green chop).

Acres fertilized	Dry fertilizer		Liquid or gas fertilizer	
	Whole tons	Tenths	Whole tons	Tenths
189	1	/10	2	/10

10. Commercial fertilizer used on crops listed above

Section 11 Were any FIELD SEEDS (grass, legume, clover, etc.) harvested from this place in 1974?

- ☐ YES — Complete this section
☐ NO — Go to Section 12

1. Red clover seed.
2. Alfalfa seed
3. Other field seed (Enter crop name and No. from list below.)

Crop name _____ No. _____
Crop name _____ No. _____

Acres harvested	Quantity harvested (Report in pounds, clean seed)	Acres irrigated
191	1 Pounds	2
192	1 Pounds	2
1	1 Pounds	2
1	1 Pounds	2

List additional field seed crops harvested on back cover.

Crop name No.
Austrian winter peas . . . 193
Birdsfoot trefoil seed . . . 194
Fescue seed: Alta . . . 195
Chewings . 196
KY 31 . . . 197
Red . . . 198
Other . . . 199
Bahia grass seed . . . 201
Bentgrass seed . . . 202
Bromegrass seed . . . 203
Orchardgrass seed . . . 204

Crop name No.
Ryegrass seed: Annual . . . 205
Perennial . . . 206
Sudan grass seed . . . 207
Timothy . . . 208
Wheatgrass seed . . . 209
Kentucky Bluegrass seed:
Merion . . . 211
Proprietary . . . 212
Other . . . 213
Lespedeza . . . 214
Lupine seed . . . 215

Crop name No.
Alsike clover seed . . . 216
Crimson clover seed . . . 217
Ladino clover seed . . . 218
Sweetclover seed . . . 219
White clover seed . . . 221
Red top seed . . . 222
Hairy vetch seed . . . 223
Vetch seed, other than hairy . . . 224
All other seeds — millet (foxtail),
bluestem, canarygrass, etc. . . . 225
(Write name on line in item 3 above.)

4. Commercial fertilizer used on field seeds
(Do not report fertilizer here if the same acreage was reported in Section 10.)

Acres fertilized	Dry fertilizer		Liquid or gas fertilizer	
	Whole tons	Tenths	Whole tons	Tenths
235	1	/10	2	/10

Section 12 Were any **VEGETABLES, SWEET CORN, OR MELONS** harvested for sale from this place in 1974?

- ☐ YES — Complete this section
☐ NO — Go to Section 13 on next page

For Florida, report for the September 1, 1973 through August 31, 1974 harvest season; for all other States report for calendar year 1974. (See separate Instructions for additional guidelines on filling this section.)

1. Sweet corn.
 2. Tomatoes
 3. Cucumbers and pickles.
 4. Watermelons
 5. Green peas, including English, excluding green cowpeas
 6. Snap beans, bush and pole

7. Other vegetable crops (Enter vegetable name and No. from list below.)

Vegetable name _____ No. _____
 Vegetable name _____ No. _____
 Vegetable name _____ No. _____
 Vegetable name _____ No. _____
 Vegetable name _____ No. _____
 Vegetable name _____ No. _____
 Vegetable name _____ No. _____
 Vegetable name _____ No. _____
 Vegetable name _____ No. _____
 Vegetable name _____ No. _____

List additional vegetables harvested for sale on back cover.

Vegetable name **No.**
 Artichokes249
 Asparagus250
 Beets251
 Broccoli252
 Brussels sprouts253
 Cabbage255
 Cantaloups and
 Persian melons256
 Carrots257
 Cauliflower258
 Celery259

Vegetable name **No.**
 Chicory260
 Collards262
 Cowpeas (blackeye and
 other green cowpeas).263
 Eggplant265
 Endive266
 Escarole267
 Garlic268
 Honeydew melons269
 Kale270
 Lettuce, head271

Vegetable name **No.**
 Lettuce, romaine272
 Lettuce, other273
 Lima beans274
 Muskmelons275
 Mustard greens277
 Onions, dry278
 Onions, green279
 Okra280
 Peppers, sweet281
 Peppers, hot282
 Pimientos283

Vegetable name **No.**
 Pumpkins284
 Radishes285
 Rhubarb286
 Shallots287
 Spinach288
 Squash289
 Turnips290
 Turnip greens291
 Other vegetables294
 (Write vegetable name on
 line in item 7 above.)

Acres harvested ⑦				Acres irrigated	
For fresh market		For processing ⑧			
Whole acres	Tenths	Whole acres	Tenths	Whole acres	Tenths
241	/10	1	/10	2	/10
242	/10	1	/10	2	/10
243	/10	1	/10	2	/10
244	/10	1	/10	2	/10
245	/10	1	/10	2	/10
246	/10	1	/10	2	/10
	/10	1	/10	2	/10
	/10	1	/10	2	/10
	/10	1	/10	2	/10
	/10	1	/10	2	/10
	/10	1	/10	2	/10
	/10	1	/10	2	/10
	/10	1	/10	2	/10
	/10	1	/10	2	/10

8. Land used for vegetable crops
 (Report acres only once even
 though two or more crops were
 harvested from the same acres
 or the same acres were
 irrigated or fertilized twice.
 Report all fertilizer used.)

Acres harvested		Acres irrigated		Acres fertilized		Commercial fertilizer used			
						Dry		Liquid or gas	
Whole acres	Tenths	Whole acres	Tenths	Whole acres	Tenths	Whole tons	Tenths	Whole tons	Tenths
299	/10	1	/10	2	/10	3	/10	4	/10

- ⑦ When more than one vegetable crop is harvested from the same acres, report the acres for each crop.
 ⑧ Processing includes canning, freezing, pickling, etc.

Section 13 Was there a **COMBINED TOTAL** of 20 or more fruit trees, including citrus, grapevines, and nut trees on this place in 1974? (Do NOT include abandoned trees or plantings.)

- ☐ YES — Complete this section
☐ NO — Go to Section 14

Report the total acres, acres irrigated, acres fertilized, and the amount of fertilizer used for all fruit trees, grapevines, and nut trees on this place. Acreage in abandoned trees should not be reported in this section but should be reported in Section 18, item 2f, Cropland idle.

1. Land in bearing and nonbearing fruit orchards, citrus or other groves, vineyards, and nut trees	Acres in trees and vines of all ages		Acres irrigated		Commercial fertilizer used					
					Acres fertilized		Dry		Liquid or gas	
	Whole acres	Tenths	Whole acres	Tenths	Whole acres	Tenths	Whole tons	Tenths	Whole tons	Tenths
301		/10	1	/10	2	/10	3	/10	4	/10

For each item, report the acres and number of trees or vines not yet of bearing age, acres and trees or vines of bearing age and quantity harvested. Trees or vines of bearing age that were not harvested because of low price or damage from hail, frost, etc., should be reported in acres in trees of bearing age. For interplanting or mixed varieties of trees, see separate Instructions. (Also see Instructions for conversion tables, if necessary.)

	Not of bearing age			Bearing age			Quantity harvested (Report tenths where specified)	
	Whole acres	Tenths	Number of trees (or vines)	Whole acres	Tenths	Number of trees (or vines)		
2. Apples, dwarf and semi-dwarf.	302	/10	1	2	/10	3	4	Pounds
3. Apples, standard	303	/10	1	2	/10	3	4	Pounds
4. Peaches, clingstone	304	/10	1	2	/10	3	4	Pounds
5. Peaches, freestone	305	/10	1	2	/10	3	4	Pounds
6. Pears, Bartlett	306	/10	1	2	/10	3	4	Pounds
7. Pears, other than Bartlett	307	/10	1	2	/10	3	4	Pounds
8. Cherries, tart	308	/10	1	2	/10	3	4	Pounds
9. Cherries, sweet	309	/10	1	2	/10	3	4	Pounds
10. Grapes ^⑨	310	/10	1	2	/10	3	4 } 5 }	Tons, fresh Tons, dry
11. Plums	314	/10	1	2	/10	3	4	Tons, fresh
12. Prunes ^⑨	315	/10	1	2	/10	3	4 } 5 }	Tons, fresh Tons, dry
13. Valencia oranges	320	/10	1	2	/10	3	4	Boxes
14. Navel oranges	321	/10	1	2	/10	3	4	Boxes
15. Temple oranges	322	/10	1	2	/10	3	4	Boxes
16. Other oranges — Hamlin, Pineapple, Parson Brown, etc.	323	/10	1	2	/10	3	4	Boxes
17. Grapefruit	324	/10	1	2	/10	3	4	Boxes

⑨ Report quantity harvested in either or both units, depending on the way the fruit was sold.

► If you have fruit trees not listed above or nut trees, continue with item 18 at the top of the next page.

Section 13 Continued

18. If you have any fruit trees which were not listed in items 2 through 17, or nut trees, enter crop name and No. in cols. (a) and (b) from the lists below and give the requested information for each item you list. Report quantity harvested in col. (e). In col. (f) indicate the unit in which you measure the crop. If you mark "Boxes," enter the average capacity, in pounds, of the box.

Enter from list below		Not of bearing age (c)			Bearing age (d)			Quantity harvested (e)	Unit of measure Mark (X) one (f)			Average capacity of boxes in pounds (g)
Name (a)	No. (b)	Whole acres	Tenths	Number of trees	Whole acres	Tenths	Number of trees		Lbs.	Tons	Boxes	
			/10	1	2	/10	3	4	5 1	2	3	6
			/10	1	2	/10	3	4	5 1	2	3	6
			/10	1	2	/10	3	4	5 1	2	3	6
			/10	1	2	/10	3	4	5 1	2	3	6
			/10	1	2	/10	3	4	5 1	2	3	6
			/10	1	2	/10	3	4	5 1	2	3	6
			/10	1	2	/10	3	4	5 1	2	3	6

● CITRUS CROPS

No.

(Report quantity harvested in 1973—74 from bloom of 1973.)

Kumquats	325
Lemons	326
Limes (1 bushel = 50 lbs.)	327
Tangelos	328
Tangerines and mandarins	329
Other citrus fruit trees	330

● NONCITRUS CROPS

No.

Apricots	331
Avocados (See Instructions)	332
Dates	333
Figs (See Instructions)	334
Mangoes	335
Nectarines	336
Pomegranates	337
Olives	338
Other noncitrus fruit trees	339

● NUT CROPS

No.

Almonds	340
Filberts and hazelnuts	341
Pecans, improved	342
Pecans, wild and seeding	343
Pistachio	344
Tung nuts (in husk)	345
Walnuts (English or Persian)	346
Walnuts, planted black	347
Other nut trees	351

Section 14 Were any NURSERY and GREENHOUSE PRODUCTS, SOD, BULBS, FLOWERS, FLOWER SEEDS, VEGETABLE SEEDS and PLANTS, VEGETABLES under glass or other protection, or MUSHROOMS grown for sale on this place in 1974?

- ☐ YES — Complete this section
- ☐ NO — Go to Section 15 on next page

1. Nursery products — trees, shrubs, vines, etc.
2. Sod harvested
3. Bulbs
4. Cut flowers, florist greens; and potted, bedding, or other florist plants
5. Flower seeds, vegetable seeds, and vegetable plants (Report sweet corn for seed in Section 16.)
6. Vegetables, including mushrooms, grown under glass or other protection
- a. Tomatoes
- b. Cucumbers
- c. Lettuce
- d. Mushrooms
- e. Other vegetables
7. Area irrigated (Include items 1 through 6e.)

	Area used in 1974		Value of sales during 1974 ⁽¹¹⁾	
	Square feet under glass or other protection ⁽¹⁰⁾	Acres in the open	Dollars	Cents
371	1	/10	2	
372	1	/10	2	
373	1	/10	2	
374	1	/10	2	
384	1	/10	2	
385			2	
386			2	
387			2	
388			2	
389			2	
391	1	/10		

8. Commercial fertilizer used on the crops listed above

Area fertilized			Dry fertilizer		Liquid or gas fertilizer	
Square feet	Acres	Tenths	Whole tons	Tenths	Whole tons	Tenths
399	1	/10	2	/10	3	/10

- ⁽¹⁰⁾ Report the greenhouse area only once, even though more than one crop was grown on it, except where flowers and other crops were grown on the same benches or beds. In this case, report the area once for each category. For mushrooms, report caves and other types of growing areas.
- ⁽¹¹⁾ Estimates are acceptable. Do not include value of products bought for resale without additional growing.

Section 15 Were any BERRIES harvested for sale from this place in 1974?

- ☐ YES — Complete this section
☐ NO — Go to Section 16

1. Strawberries
2. Cranberries
3. Other berries (Enter crop name and No. from list below.)

Crop name _____ No. _____
Crop name _____ No. _____

List additional berry crops harvested for sale on back cover.

Crop name	No.	Crop name	No.	Crop name	No.	Crop name	No.
Blackberries and dewberries	404	Boysenberries	407	Loganberries	411	Youngberries	414
Blueberries, tame	405	Currants	408	Raspberries, red	412	All other berries	415
Blueberries, wild	406	Gooseberries	409	Raspberries, black	413	(Write crop name on line in item 3 above.)	

Acres harvested		Quantity harvested (1 quart = 1 ½ pounds)	Acres irrigated	
Whole acres	Tenths		Whole acres	Tenths
402	/10	1 Pounds	2	/10
403	/10	1 100-lb. barrels	2	/10
	/10	1 Pounds	2	/10
	/10	1 Pounds	2	/10

4. Commercial fertilizer used on berries

Acres fertilized		Dry fertilizer		Liquid or gas fertilizer	
Whole acres	Tenths	Whole tons	Tenths	Whole tons	Tenths
429	/10	1	/10	2	/10

Section 16 Were any OTHER CROPS harvested from this place in 1974?

- ☐ YES — Complete this section
☐ NO — Go to Section 17

1. Popcorn
2. Safflower
3. Sunflower seed
4. Emmer and spelt
5. Mint for oil
6. Broomcorn

7. Other crops (Enter crop name and No. from list below.)
Crop name _____ No. _____
Crop name _____ No. _____

List additional crops harvested on back cover.

Crop name	No.	Crop name	No.	Crop name	No.	Crop name	No.
Castor beans	437	Guar	443	Root crops for feed	449	Sweet corn for seed	454
Chufas for nuts	438	Hops	444	Sesame for seed	450	Triticale	455
Cowpeas hogged or grazed or cut for silage.	439	Lentils	445	Sorghum for sirup	451	Velvetbeans for beans	456
Crambe	441	Mungbeans for beans	446	Soybeans hogged or grazed or cut for silage.	452	Wild rice	457
Dill for oil	442	Mustard seed	447	Soybeans plowed under.	453	Wormseed oil	458
		Rapeseed	448			All other crops	459

(Write crop name on line in item 7 above.)

Acres harvested	Quantity harvested	Acres irrigated	Commercial fertilizer used					
			Acres fertilized	Dry		Liquid or gas		
				Whole tons	Tenths	Whole tons	Tenths	
431	1 Pounds, shelled	2	3	4		5		
432	1 Pounds	2	3	4		5		
433	1 Pounds	2	3	4		5		
434	1 Bushels	2	3	4		5		
435	1 Pounds of oil	2	3	4		5		
436	1 Tons of brush	2	3	4		5		
		2	3	4		5		
		2	3	4		5		

Section 17 Were any FOREST PRODUCTS sold from this place in 1974?

- ☐ YES — Complete this section
☐ NO — Go to and COMPLETE Section 18

1. Standing timber or trees
2. Firewood and fuelwood
3. Sawlogs and veneer logs
4. Pulpwood
5. Other forest products (bark, bolts, Christmas trees, gum for naval stores, fence posts, maple products, etc.)

Value of sales	
Dollars	Cents
491 \$	
492 \$	
493 \$	
494 \$	
495 \$	

Section 18 LAND USE IN 1974 — COMPLETE THIS SECTION

501

1. Copy acres in "This Place" from Section 3, item 4, page 1 → Acres

► **NOTE:** If the same land had more than one use in 1974, REPORT THAT LAND ONLY **ONCE** — in the first use listed below that applies. For example, cropland that was harvested and pastured is to be reported only as "Cropland harvested."

2. {
- a. Cropland harvested (Include all land from which crops were harvested or hay was cut, and all land in orchards, citrus groves, vineyards, and nursery and greenhouse products.)
 - b. Cropland used only for pasture or grazing (Include rotation pasture and grazing land that could have been used for crops without additional improvements.)
 - c. Cropland used for cover crops, legumes, and soil-improvement grasses, but not harvested and not pastured
 - d. Cropland on which all crops failed (Exception: Do not report here land in orchards and vineyards on which the crop failed. Such acreage is to be reported in item 2a.)
 - e. Cropland in cultivated summer fallow
 - f. Cropland idle

3. **Woodland** (Include all woodlots and timber tracts and cutover and deforested land with young timber growth.) {
- a. Woodland pastured
 - b. Woodland not pastured

4. **Other pastureland and rangeland** (Include any pastureland other than cropland and woodland pasture.)

- a. Pastureland and rangeland on which you applied lime, fertilizer, seed, improved by irrigation, drainage, or control of weeds and brush
- b. Other pastureland and rangeland

5. **All other land** — Land in house lots, barn lots, ponds, roads, wasteland, etc. (Include any land not reported above.)

6. **TOTAL ACRES** (Please add the acres reported in items 2a through 5 and enter the total in this space. Should be the same as item 1 above.) →

Number of acres	Acres irrigated in 1974
502	1
503	1
505	1
506	1
507	1
509	1
511	
512	
514	1
515	
516	
IN "THIS PLACE" 517	1

7. Do you have any grazing permits on a per-head basis? ⁵¹⁹
- ☐ YES — Mark (X) all boxes which apply →
- ☐ NO — Go to Section 19
- 1 ☐ Forest Service
- 2 ☐ Taylor Grazing (BLM)
- 3 ☐ Indian Land
- 4 ☐ Other Federal or State
- 5 ☐ Other — Specify →

Section 19 Was any of the LAND in this place IRRIGATED in 1974? ☐ YES — Answer items 1 and 2 below

☐ NO — Answer item 3 below

1. How many acres were irrigated in 1974 by each of these methods?

- a. Furrows or ditches
- b. Flooding
- c. Subirrigation
- d. Self-propelled sprinkler system (center pivot, traveling guns, traveling booms, etc.)
- e. All other sprinkler systems (solid set, move pipe, wheel lines, tow lines, etc.)

None	Acres irrigated in 1974
<input type="checkbox"/>	523
<input type="checkbox"/>	524
<input type="checkbox"/>	525
<input type="checkbox"/>	526
<input type="checkbox"/>	527

Estimated quantity of water used in 1974 (See separate Instructions for additional information on estimating quantity of water used.)

2. Please estimate the quantity of water used for irrigation in 1974 (Report in the unit or units of measure most convenient for you.)

- a. Acre-feet (One acre-foot covers one acre, one foot deep).
- b. Gallons (Pumping capacity per minute X 60 minutes X hours operated in season).
- c. If acre-feet or gallons cannot be estimated in a or b above, give depth in inches of all water applied

Water used in 1974		
531	Acres-feet	Tenths
		/10
532		
533		
	Gallons	
	Total inches	

3. If no land was irrigated in 1974, was there any land in this place irrigated at any time in 1970-1973?

- ☐ YES — Complete a and b →
- ☐ NO — Go to Section 20 on next page

- a. What was the most recent year in which acres were irrigated? ⁵³⁵ _____ Year
- b. How many acres were irrigated in that year? ⁵³⁶ _____ Acres

Section 20 Was any land on this place ARTIFICIALLY DRAINED?

- ☐ YES — Complete this section
- ☐ NO — Go to Section 21

1. How many acres in this place were artificially drained? (Include open ditches, underground tile drains, grading for drainage, dikes, or pumping to control water. Exclude drainage solely for the removal of irrigation waste water.)

2. How many acres were artificially drained by systems installed since January 1, 1974?

None

☐

☐

Acres artificially drained
541
542

Section 21 Was any COMMERCIAL FERTILIZER applied to PASTURELAND on this place in 1974?

- ☐ YES — Complete this section
- ☐ NO — Continue with NOTE below

1. How many acres of cropland used only for pasture in 1974 (reported in Section 18, item 2b) were fertilized?

2. How many acres of other pastureland in 1974 (reported in Section 18, item 4a) were fertilized?

None

☐

☐

Acres fertilized	Dry fertilizer		Liquid or gas fertilizer	
	Whole tons	Tenths	Whole tons	Tenths
551	1	/10	2	/10
552	1	/10	2	/10

NOTE: READ AND ANSWER THIS QUESTION

Did you or anyone else have any livestock, poultry, or animal specialties on this place in 1974? (Include fish raised in captivity.)

☐ YES — Go to Section 22 below

☐ NO — Skip to page 13 and COMPLETE Section 27

Section 22 Were there any POULTRY such as CHICKENS, TURKEYS, DUCKS, etc., on this place at any time in 1974?

- ☐ YES — Complete this section
- ☐ NO — Go to Section 23
- Report hatchery operations such as baby chicks, turkey poults, etc., in Section 26.

1. HENS, PULLETS, ROOSTERS for table eggs and hatching egg production

- a. Hens and pullets of laying age kept for TABLE or MARKET egg production
- b. Hens and pullets of laying age kept for HATCHING egg production
- c. Pullets 3 months old or older not yet of laying age
- d. Pullet chicks and pullets under 3 months old (Exclude commercial broilers.)
- e. Roosters and male chickens (all male breeding stock)

2. BROILERS, fryers, and other meat type chickens, including capons and roasters

3. TURKEYS

- a. Heavy breed turkeys for slaughter (Exclude breeders.)
- b. Light breed turkeys for slaughter (Exclude breeders.)
- c. Turkey HENS kept for breeding (Include both heavy and light breeds.)

4. OTHER POULTRY raised in captivity (Enter fowl name and No. from list below.)

Fowl name

No

Fowl name

No

Fowl name

No

List additional poultry on back cover.

Fowl name	No.	Fowl name	No.	Fowl name	No.
Ducks	614	Pigeons or squab	616	Quail	618
Geese	615	Pheasants	617	All other poultry	619 (Write name on line in item 4 above.)

INVENTORY Number on this place December 31, 1974	Total number of birds sold in 1974
602	1
603	1
605	1
606	1
607	1
608	1
611	1
612	1
613	1
	1
	1
	1

5. What was the value before taxes and expenses of poultry and poultry products (eggs, etc.) sold from this place in 1974? (Include estimated value of poultry and poultry products moved from this place by contractors or others.)

Value of sales	
Dollars	Cents
629	
\$	

Section 23 Did you or anyone else have any **CATTLE** or **CALVES** on this place in 1974?

- ☐ YES — Complete this section
☐ NO — Go to Section 24

■ INVENTORY on December 31, 1974

1. Cattle and calves of all ages (Total of a, b, c, and d below.)
- a. Beef cows (Include beef heifers that had calved.)
- b. Milk cows (Include dry milk cows and milk heifers that had calved.)
- c. Heifers and heifer calves (1) For beef purposes and beef cow replacement
 (Exclude heifers that had calved.) (2) For milk cow replacement
- d. Steers, steer calves, bulls, and bull calves

INVENTORY Number on this place December 31, 1974	
631	
632	
633	
634	
635	
636	

■ CATTLE AND CALVES SOLD from this place in 1974

(Include those fed on "This Place" on a contract or custom basis.
 Also, report cattle moved from this place to a feedlot for further
 feeding as sold; report both the number and estimated value.
 See separate Instructions.)

2. Calves weighing less than 500 pounds. ☐
3. Cattle including calves weighing 500 pounds or more. ☐
- a. Of the total cattle sold, how many were fattened on this place on
 grain or concentrates for 30 days or more and sold for slaughter? ☐

Total number sold in 1974	Value of sales before taxes and expenses	
	Dollars	Cents
641	1	
642	1	
643	1	

■ DAIRY PRODUCTS SOLD from this place in 1974

- Report goat dairy products in Section 26 when you reach that section.

4. What was the gross value of sales of dairy products (milk, cream, etc.)
 from this place in 1974, before taxes and expenses?

Value of dairy products sold	
Dollars	Cents
649	

Section 24 Did you or anyone else have any **HOGS** or **PIGS** on this place in 1974?

- ☐ YES — Complete this section
☐ NO — Go to Section 25 on next page

■ INVENTORY on December 31, 1974

1. Hogs and pigs of all ages (Total of a and b below.)
- a. Hogs and pigs used or to be used for breeding
- b. Other hogs and pigs

INVENTORY Number on this place December 31, 1974	
651	
652	
653	

■ LITTERS FARROWED

2. Litters farrowed on this place between —
- a. December 1, 1973 and May 31, 1974 ☐
- b. June 1, 1974 and November 30, 1974 ☐

Number of litters
654
655

■ HOGS AND PIGS SOLD

3. Hogs and pigs sold from this place in 1974 ☐
- a. Of the hogs and pigs sold, how many were
 sold as FEEDER PIGS for further feeding? ☐

Total number sold in 1974	Value of sales before taxes and expenses	
	Dollars	Cents
656	1	
657	1	

Section 25 Did you or anyone else have any SHEEP or LAMBS on this place in 1974?

- ☐ YES — Complete this section
☐ NO — Go to Section 26

1. Sheep and lambs of all ages (Total of a, b, and c below.)
a. Lambs under 1 year old
b. Ewes 1 year old or older
c. Rams and wethers 1 year old or older

INVENTORY Number on this place December 31, 1974	Total number sold in 1974
661	1
662	
663	
664	

2. Sheep and lambs shorn ☐

None	665	Number shorn	1	Pounds of wool shorn
------	-----	--------------	---	----------------------

3. What was the gross value of sales of sheep, lambs, and wool from this place in 1974, before taxes and expenses? \$

Value of sales	
Dollars	Cents
669	

Section 26 Did you or anyone else have any OTHER LIVESTOCK or ANIMAL SPECIALTIES on this place in 1974?

- ☐ YES — Complete this section
☐ NO — Go to Section 27


1. Horses of all ages (Do not include ponies.)
2. Ponies of all ages
3. Mules, burros, and donkeys of all ages
4. Mink and their pelts
a. Mink females used for breeding
5. Other livestock in captivity, bees, and poultry hatched (Enter name and No. from list below.)
Name _____ No _____
Name _____ No _____
Name _____ No _____

INVENTORY Number on this place Dec 31, 1974	Total number sold in 1974	Value of sales	
		Dollars	Cents
671	1	2	\$
672	1	2	\$
673	1	2	\$
674	1	2	\$
675			
	1	2	\$
	1	2	\$
	1	2	\$

Other Livestock in Captivity, Bees, and Poultry Hatched

Name	No.	Name	No.	Name	No.
Colonies of bees	676	Other goats	679	Foxes and their pelts	683
Angora goats	677	Rabbits and their pelts	681	Poultry hatched	684
Milk goats	678	Chinchillas and their pelts	682	All other livestock	685

6. Livestock or animal products (Enter name and No. from "List A" below.)
Name _____ No _____
7. Fish in captivity (Enter name and No. from "List B" below.)
Name _____ No _____

Acres under water for fish production	Total quantity sold in 1974	Value of sales	
		Dollars	Cents
	1	2	\$
	3 — OR — Pounds		
	Gallons		
Tenths / 10	1	2	\$
	3 — OR — Pounds		
	Number		

• List A — Livestock Products

Name	No.
Mohair sold	687
Goats milk sold	688
Honey sold	689

• List B — Fish in Captivity

Name	No.	Name	No.
Catfish	691	Tropical fish	694
Trout	692	Other fish	695
Other food-type fish	693		

► List any additional livestock, livestock products, animal specialties, or fish on back cover.

Section 27 **MACHINERY AND EQUIPMENT on this place on December 31, 1974**

(Include only equipment used for agricultural operations in 1973 or 1974.)

COMPLETE THIS SECTION**Value of ALL machinery and equipment on this place, December 31, 1974**

1. What is the estimated market value of ALL machinery, equipment, and implements usually kept on this place and used for the farm or ranch business? (Include cars, trucks, tractors, combines, plows, disks, harrows, dryers, pumps, motors, irrigation equipment, dairy equipment including milkers and bulk tanks, livestock feeders, grinding and mixing equipment, etc.)

Estimated market value	
Dollars	Cents
701	
\$	

SELECTED machinery and equipment on this place, December 31, 1974

(Report only if used in 1973 or 1974.)

2. Automobiles
3. Motortrucks (Include pickups.)
4. Wheel tractors other than garden tractors and motor tillers
5. Crawler tractors
6. Grain and bean combines, self-propelled only
7. Corn heads for combines
8. Other corn pickers and picker-shellers
9. Mower conditioners
10. Pickup balers
11. Windrowers — pull and self-propelled (Exclude side delivery rakes.)
12. Field forage harvesters, shear bar or flywheel type

Total number on this place on December 31, 1974	Of the total, HOW MANY were manufactured in the last 5 years (1970-1974)? (Number)
702	1
703	1
704	1
705	1
706	1
707	1
708	1
709	1
710	1
711	1
712	1

Section 28 **MISCELLANEOUS ITEMS — COMPLETE THIS SECTION**

1. GRAIN STORAGE FACILITIES — Mark (X) one to show the total grain storage capacity, including ear corn, on this place. (Do not include temporary structures.)

- 721 1 ☐ None
- 2 ☐ Under 1,000 bushels (Under 25 tons)
- 3 ☐ 1,000-4,999 bushels (25-124 tons)
- 4 ☐ 5,000-9,999 bushels (125-249 tons)
- 5 ☐ 10,000-24,999 bushels (250-624 tons)
- 6 ☐ 25,000-49,999 bushels (625-1,249 tons)
- 7 ☐ 50,000 bushels and over (1,250 tons and over)

2. How many ARTIFICIAL PONDS, PITS, RESERVOIRS, and EARTHEN TANKS are on this place? (Do not report natural lakes, gravel pits, strip mining pits, flooded fields, sewage lagoons, or manure pits.)

Number of artificial ponds, pits, etc	
Whole acres	Tenths
723	/10

- a. Area covered when filled to capacity

3. FUTURES MARKET — Did you utilize the commodity futures market in 1974 to hedge sales of any farm commodities which you produce?

- 724 1 ☐ YES — Mark which commodities
- 2 ☐ NO — Go to Section 29 on next page

- 725 1 ☐ Corn (grain) 7 ☐ Cattle (live)
- 2 ☐ Sorghums (grain) 8 ☐ Hogs (live)
- 3 ☐ Soybeans (grain) 9 ☐ Other — Specify **7**
- 4 ☐ Wheat (grain)
- 5 ☐ Cotton
- 6 ☐ Potatoes

Section 29 Did you have any CONTRACT or BINDING AGREEMENT to produce or market any farm products on this place in 1974? (Include oral and written agreements made more than 30 days prior to delivery.)

☐ YES — Complete this section

☐ NO — Go to Section 30

1. Mark (X) as many products as you produced and/or marketed under contract.

No. 1 <input type="checkbox"/> Broilers	No. 7 <input type="checkbox"/> Feeder cattle and/or stocker cattle	No. 13 <input type="checkbox"/> Field and seed corn	No. 19 <input type="checkbox"/> Fruit, citrus, nuts for fresh market
No. 2 <input type="checkbox"/> Started pullets	No. 8 <input type="checkbox"/> Breeding cattle	No. 14 <input type="checkbox"/> Soybeans	No. 20 <input type="checkbox"/> Fruit, including citrus, for processing
No. 3 <input type="checkbox"/> Chicken eggs	No. 9 <input type="checkbox"/> Slaughter hogs	No. 15 <input type="checkbox"/> Wheat	No. 21 <input type="checkbox"/> Sugar beets
No. 4 <input type="checkbox"/> Turkeys	No. 10 <input type="checkbox"/> Feeder pigs	No. 16 <input type="checkbox"/> Cotton	No. 22 <input type="checkbox"/> Other crops, such as hops, popcorn, potatoes, safflower, sugarcane, etc (Write product name on line A1 below.)
No. 5 <input type="checkbox"/> Milk and other dairy products	No. 11 <input type="checkbox"/> Breeding hogs	No. 17 <input type="checkbox"/> Vegetables for fresh market	
No. 6 <input type="checkbox"/> Fattened cattle	No. 12 <input type="checkbox"/> Other livestock and/or poultry (Write product name on line A1 below.)	No. 18 <input type="checkbox"/> Vegetables for processing	

2. For each product marked above, enter the Name and No. in the column heading where indicated and complete the remaining entries in the column (items B through G) for that product.

		FIRST CONTRACT	SECOND CONTRACT	THIRD CONTRACT	FOURTH CONTRACT
A. Product(s) under contract Enter name and No. from item 1 above		1. Product name 731	732	733	734
2. No.					
B. Type of contract Mark (X) one of these items for each product under contract	1. Production ⑫	1 <input type="checkbox"/>	1 <input type="checkbox"/>	1 <input type="checkbox"/>	1 <input type="checkbox"/>
	2. Marketing ⑬	2 <input type="checkbox"/>	2 <input type="checkbox"/>	2 <input type="checkbox"/>	2 <input type="checkbox"/>
	3. Production, including feeding, and marketing	3 <input type="checkbox"/>	3 <input type="checkbox"/>	3 <input type="checkbox"/>	3 <input type="checkbox"/>
	4. Other	4 <input type="checkbox"/>	4 <input type="checkbox"/>	4 <input type="checkbox"/>	4 <input type="checkbox"/>
C. Type of contractor Mark (X) one of these items for each product under contract	1. Co-op	2 <input type="checkbox"/>	2 <input type="checkbox"/>	2 <input type="checkbox"/>	2 <input type="checkbox"/>
	2. Feed company	2 <input type="checkbox"/>	2 <input type="checkbox"/>	2 <input type="checkbox"/>	2 <input type="checkbox"/>
	3. Packer	3 <input type="checkbox"/>	3 <input type="checkbox"/>	3 <input type="checkbox"/>	3 <input type="checkbox"/>
	4. Processor	4 <input type="checkbox"/>	4 <input type="checkbox"/>	4 <input type="checkbox"/>	4 <input type="checkbox"/>
	5. Other	5 <input type="checkbox"/>	5 <input type="checkbox"/>	5 <input type="checkbox"/>	5 <input type="checkbox"/>
D. Items furnished by contractor under terms of contract Mark (X) for as many items as apply for each product under contract	1. Feed	3 <input type="checkbox"/>	3 <input type="checkbox"/>	3 <input type="checkbox"/>	3 <input type="checkbox"/>
	2. Chicks, pullets, cattle, feeder pigs, etc.	2 <input type="checkbox"/>	2 <input type="checkbox"/>	2 <input type="checkbox"/>	2 <input type="checkbox"/>
	3. Seed	3 <input type="checkbox"/>	3 <input type="checkbox"/>	3 <input type="checkbox"/>	3 <input type="checkbox"/>
	4. Fertilizer	4 <input type="checkbox"/>	4 <input type="checkbox"/>	4 <input type="checkbox"/>	4 <input type="checkbox"/>
	5. Chemicals	5 <input type="checkbox"/>	5 <input type="checkbox"/>	5 <input type="checkbox"/>	5 <input type="checkbox"/>
	6. Labor	6 <input type="checkbox"/>	6 <input type="checkbox"/>	6 <input type="checkbox"/>	6 <input type="checkbox"/>
	7. Machinery, equipment, or buildings	7 <input type="checkbox"/>	7 <input type="checkbox"/>	7 <input type="checkbox"/>	7 <input type="checkbox"/>
	8. Harvesting	8 <input type="checkbox"/>	8 <input type="checkbox"/>	8 <input type="checkbox"/>	8 <input type="checkbox"/>
	9. Transportation	9 <input type="checkbox"/>	9 <input type="checkbox"/>	9 <input type="checkbox"/>	9 <input type="checkbox"/>
	10. Processing/packing	4 <input type="checkbox"/>	4 <input type="checkbox"/>	4 <input type="checkbox"/>	4 <input type="checkbox"/>
	11. Credit	11 <input type="checkbox"/>	11 <input type="checkbox"/>	11 <input type="checkbox"/>	11 <input type="checkbox"/>
	12. Technical assistance	12 <input type="checkbox"/>	12 <input type="checkbox"/>	12 <input type="checkbox"/>	12 <input type="checkbox"/>
	13. Other	13 <input type="checkbox"/>	13 <input type="checkbox"/>	13 <input type="checkbox"/>	13 <input type="checkbox"/>
	14. None	14 <input type="checkbox"/>	14 <input type="checkbox"/>	14 <input type="checkbox"/>	14 <input type="checkbox"/>
E. What percent of the total production of this product was sold under contract?		5 Percent	5 Percent	5 Percent	5 Percent
F.	1. Amount received from contractor for product covered by contract?	6 Dollars Cents \$	6 Dollars Cents \$	6 Dollars Cents \$	6 Dollars Cents \$
	2. Did this payment represent the total market value of the product?	7 1 <input type="checkbox"/> Yes 2 <input type="checkbox"/> No	7 1 <input type="checkbox"/> Yes 2 <input type="checkbox"/> No	7 1 <input type="checkbox"/> Yes 2 <input type="checkbox"/> No	7 1 <input type="checkbox"/> Yes 2 <input type="checkbox"/> No
G.	1. Exact price?	8 1 <input type="checkbox"/>	8 1 <input type="checkbox"/>	8 1 <input type="checkbox"/>	8 1 <input type="checkbox"/>
	2. Method of determining price?	2 <input type="checkbox"/>	2 <input type="checkbox"/>	2 <input type="checkbox"/>	2 <input type="checkbox"/>
	3. Neither price nor method?	3 <input type="checkbox"/>	3 <input type="checkbox"/>	3 <input type="checkbox"/>	3 <input type="checkbox"/>

⑫ Production contracts, including custom feeding, usually specify kind and/or amount of farm product to be produced and may specify variety or breed, operations to be performed during production, or inputs and technical assistance to be supplied by contractor.

⑬ Marketing contracts usually specify kind and/or amount of farm product to be delivered but usually do not specify that contractor provides services or supplies or that particular operations or methods be used in production.

Section 30**PAYROLL AND EMPLOYMENT - Did you have any paid workers doing agricultural labor, employees of labor contractors or crew leaders, or other salaried employees working on this place in 1974?**

- ☐ YES — Complete this section
☐ NO — Go to Section 31

**Please read before
answering items 1, 2,
and 3 below**

Hired farm or ranch workers — In addition to farm workers and paid family members, include such persons as bookkeepers, office workers, maintenance people, etc., whose employment is primarily associated with agricultural production on this place even though they may not be doing agricultural labor. Do not include unpaid family workers or the proprietors or partners of unincorporated places.

Cash wages paid — Report gross payments in 1974 to employees before deductions for Social Security, taxes, insurance premiums, etc. Include all wages, salaries, commissions, paid bonuses, vacation and sick leave pay. Do not include room and board, house rent, or other items paid in kind.

For each of the following groups, report how many hired farm or ranch workers were employed and the amount of cash wages paid to them.

1. Of the hired farm or ranch workers, how many worked—

a. 150 days or more?

b. 25–149 days?

c. Less than 25 days?

2. Contract workers hired through a crew leader or contractor

a. What was the cost of contract labor?

b. How many workers did the contractor furnish? (Estimate if necessary.)

3. Salaried corporation officers

a. If this operation is incorporated, how many corporation officers were salaried in 1974?

b. What was the amount paid?

Number of workers	Cash wages paid	
	Dollars	Cents
751	1	
	\$	
752	1	
	\$	
753	1	
	\$	
	754	
	\$	
755		
756		
	757	
	\$	

Section 31**INJURIES AND ILLNESSES CONNECTED WITH FARM OR RANCH WORK — Were there any work connected injuries that required more than first aid treatment, or work connected illnesses or death to workers on this place in 1974?**

(Do not include deaths, injuries, or illnesses to employees of contractors.)

- ☐ YES — Complete this section
☐ NO — Go to Section 32 on next page

1. Non-fatal injuries and illnesses

a. How many workers had injuries or illnesses without lost workdays?

b. How many workers had injuries or illnesses with lost workdays?

(1) How many days were lost as a result of all injuries and illnesses?

2. Number of deaths

Operator and unpaid family workers	Hired workers and paid members of operator's family
761	1
Workers	Workers
762	1
Workers	Workers
763	1
Days	Days
764	1
Number	Number

Section 32

Were any INSECTICIDES, HERBICIDES, FUNGICIDES, OTHER PESTICIDES, LIME, or OTHER CHEMICALS used on this place in 1974?

- ☐ YES — Complete this section
☐ NO — Go to Section 33

Include any of these materials paid for by you, your landlord, or contractors. If custom applied, report only estimated cost of material. Cost of applying should be reported in Section 34, item 9. For each item listed, **report acres only once**, but report cost of all such materials used on these acres in 1974. If multipurpose chemicals were used, report acreage treated for each purpose and allocate cost of materials.

	Number of acres on which used	Cost of chemicals (Do not include cost of applying)	
		Dollars	Cents
1. Sprays, dusts, granules, fumigants, etc., (fungicide, herbicide, insecticide, nematocide) to control —			
a. Insects on hay crops (alfalfa, timothy, etc.)	771	1	
b. Insects on other crops (corn, other grain, cotton, tobacco, potatoes, trees, vines, etc.)	772	1	
c. Nematodes in crops	773	1	
d. Diseases in crops and orchards (blights, smuts, rusts, etc.)	774	1	
e. Weeds or grass in crops (Include both pre-emergence and post emergence.)	775	1	
f. Weeds or brush in pasture.	776	1	
g. Weeds on all other land (fence rows, ditch banks, road sides, etc.)	777	1	
2. Chemicals for defoliation or for growth control of crops or thinning of fruit.	778	1	
3. Expenditures for insect control on livestock and poultry, including treatment of buildings.	779		
4. Lime (Do not include land plaster or gypsum or lime for sanitation.) 781 Tons	782	1	
5. Other chemicals (excluding fertilizer), such as lime for sanitation, pesticides used for rodent and bird control, etc.	783		
6. TOTAL CHEMICAL COST (Add dollars for items 1a through 5 and enter total here and in Section 34, item 10.)	784		

Section 33**FARM CREDIT**

1. **DEBTS SECURED BY REAL ESTATE** — Were there any real estate mortgages, deeds of trust, or land purchase contracts on farm land and buildings owned and operated by you? (If you rent land to others, see separate Instructions.)

- ☐ YES — Answer a, b, and c ☐ NO — Go to item 2 ☐ No land owned — Go to item 2

	Amount (principal only) owed December 31, 1974	
	Dollars	Cents
a. Amount owed to a Federal Land Bank, The Farmers Home Administration, an insurance company, a commercial or savings bank, and/or a production credit association.	791	
b. Amount owed to a savings and loan association, mortgage investment company, and/or other financial institution not covered above	792	
c. Amount owed to individual(s) from whom you bought part or all of the property or to others (secured by mortgage, deed of trust, land purchase contract, etc.)	793	

2. **DEBTS NOT SECURED BY REAL ESTATE** — Were any chattel mortgages, sales contracts, or unsecured notes owed by you on December 31, 1974, for operating this farm or ranch business?

- ☐ YES — Answer a, b, and c ☐ NO — Go to Section 34

	Amount (principal only) owed December 31, 1974	
	Dollars	Cents
a. Amount owed to a commercial or savings bank, a production credit association, The Farmers Home Administration, and/or other lending agencies	795	
b. Amount owed to business firms or farm suppliers (machinery dealer, feed dealer, fuel supplier, fertilizer dealers, etc., or their finance agencies).	796	
c. Amount owed to relatives and other individuals.	797	

Section 34**Production EXPENSES paid by you and others for this place in 1974****COMPLETE
THIS
SECTION**

Include your best estimates of expenses paid by you, your landlord, contractors, buyers, and others for production of crops, livestock, and other agricultural products on this place. DO NOT INCLUDE expenses connected with performing customwork off this place, operation of non-farm activities, businesses or services, and household expenses not related to the farm business.

					Production expenses	
					Dollars	Cents
1. Livestock and poultry purchased — cattle, calves, hogs, pigs, sheep, lambs, goats, horses, baby chicks, poult, started pullets, etc.					801	
				\$		
2. Total feed purchased for livestock and poultry — grain, hay, silage, mixed feeds, concentrates, etc. (Total dollars for a, b, c, and d below.)					802	
				\$		
a. Commercially mixed formula feeds purchased — complete, supplement, concentrates (Do not include ingredients purchased separately, such as soybean meal, cottonseed meal, and urea.)	Tons	Tenths		Dollars	Cents	
	803		1			
		/10	\$			
b. Ingredients purchased — such as soybean meal, cottonseed meal, urea, etc., millfeeds or other milling byproducts (Do not include whole grains.)	804		1			
		/10	\$			
c. Whole grains purchased — such as corn, oats, barley, grain sorghum, wheat, rye, etc. (Include cracked grain. Do not include millfeeds or other milling byproducts, or green chop.)	805		1			
		/10	\$			
d. Hay, green chop, silage, etc.	806		1			
		/10	\$			
3. Animal health costs for livestock and poultry (Include veterinarian services, serums, vaccines, tonics, medicines, etc.)					807	
				\$		
4. Seeds, bulbs, plants, and trees purchased					808	
				\$		
5. Commercial fertilizer purchased — all forms, including rock phosphate and gypsum (Report custom application costs in item 9 below.)					809	
				\$		
6. Total gasoline and other petroleum fuel and oil purchased for the farm business — Diesel fuel, LP gas, butane, propane, piped gas, kerosene, fuel oil, motor oil, grease, etc. (Total dollars for a, b, c, and d below.)					811	
				\$		
	Storage capacity for farm use (Gallons)	Estimated expenditures for farm use in 1974				
		Dollars	Cents			
a. Gasoline for the farm business	812	1				
		\$				
b. Diesel fuel for the farm business	813	1				
		\$				
c. LP gas, butane, propane for the farm business (4.5 lbs. = 1 gallon)	814	1				
		\$				
d. Motor oil, grease, piped gas, kerosene, and fuel oil for the farm business		815				
		\$				
7. Hired farm labor (Add dollars reported in Section 30, items 1a, 1b, and 1c, and enter total here.)					821	
				\$		
8. Contract labor (Copy dollars reported in Section 30, item 2a.)					823	
				\$		
9. Machine hire and customwork (Include expenditures for this place for use of equipment and for customwork such as grinding and mixing feed, plowing, combining, corn picking, drying, silo filling, spraying, dusting, fertilizing, etc.)					824	
				\$		
					826	
				\$		
10. Agricultural chemicals purchased (Copy dollars reported in Section 32, item 6.)					827	
				\$		
11. All other production expenses (Include OTHER current operating expenses such as depreciation, taxes, interest, cash rent, insurance, repairs, electricity, purchase of water, etc., for the farm business.)					829	
				\$		
12. TOTAL PRODUCTION EXPENSES including expenses paid by landlords, contractors, or others (Add dollars in items 1 through 11 and enter total here.) ➔				\$		

Section 35 Value of **AGRICULTURAL PRODUCTS SOLD** from this place in **1974**, before taxes and expenses (See separate Instructions.)

COMPLETE
THIS
PAGE

Report your best estimates of the value for each of the following groups of products sold from this place. Include value of landlord's and/or contractor's share, estimating if necessary.

		Estimated value of products sold	
		Dollars	Cents
1. Grains — corn for grain, small grains, soybeans for beans, grain sorghums, cowpeas for peas, dry beans, and dry peas		832	
		\$	
2. Cotton and cottonseed		833	
		\$	
3. Tobacco		834	
		\$	
4. Field seeds, hay, forage, and silage		835	
		\$	
5. Vegetables, sweet corn, and melons (Do not include Irish potatoes and sweetpotatoes.)		836	
		\$	
6. Other field crops — peanuts, Irish potatoes, sweetpotatoes, sugar beets, sugarcane, popcorn, mint for oil, hops, etc. — Specify _____		837	
		\$	
7. Fruits, nuts, and berries — apples, berries, citrus, grapes, peaches, pecans, pears, pineapples, etc.		838	
		\$	
8. Nursery and greenhouse products sold (Add dollars reported in Section 14, items 1 through 6e and enter the total here.)		839	
		\$	
9. Forest products sold (Add dollars reported in Section 17 and enter the total here.)		849	
		\$	
10. Poultry and poultry products, broilers, other chickens, eggs, ducks, turkeys, etc. (Copy dollars reported in Section 22, item 5.)		852	
		\$	
11. Cattle and calves sold (Add dollars reported in Section 23, items 2 and 3 — do NOT include item 3a — and enter the total here.)		853	
		\$	
12. Dairy products — milk, cream, etc. (Copy dollars reported in Section 23, item 4. Report goat dairy products in item 15 below.)		854	
		\$	
13. Hogs and pigs sold (Copy dollars reported in Section 24, item 3.)		855	
		\$	
14. Sheep, lambs, and wool (Copy dollars reported in Section 25, item 3.)		856	
		\$	
15. Other livestock, horses, mules, fur-bearing animals, bees, honey, goat dairy products, mohair, etc. (Add dollars reported in Section 26, items 1 through 7, and enter the total here.)		857	
		\$	
16. TOTAL VALUE OF PRODUCTS SOLD including value of landlord's and/or contractor's share (Add dollars entered in items 1 through 15 and enter total here.)		859	
		\$	

Section 36 INCOME AND EXPENSES from FARM-RELATED SOURCES IN 1974

■ Part A — INCOME FROM FARM-RELATED SOURCES

Report amount received before taxes and expenses.

		Farm-related income	
		Dollars	Cents
1. Customwork and other agricultural services provided for farmers and others—plowing, planting, spraying, harvesting, preparation of products for market, etc. (If custom-work is a separate business, see separate Instructions.)	None <input type="checkbox"/>	871	
		\$	
2. Recreational services — providing hunting, fishing, picnicking, camping, boarding and lodging, or other recreational facilities on this place	<input type="checkbox"/>	872	
		\$	
3. Payments you received for participation in Government farm programs (Do not include redeemable loans.)	<input type="checkbox"/>	873	
		\$	
4. Gross cash rent or share payments received from renting out farm land or payments received from lease or sale of allotments (Include payments for livestock pastured on a per-head basis, per-month basis, per-pound basis, etc.)	<input type="checkbox"/>	874	
		\$	
5. Other business or source of income which is conducted on or CLOSELY RELATED to the AGRICULTURAL OPERATIONS on this place — Specify kind _____	<input type="checkbox"/>	875	
		\$	

■ Part B — EXPENSES FOR FARM-RELATED INCOME SOURCES

		Farm-related expenses	
		Dollars	Cents
6. For farm-related income sources reported in items 1 through 5 above, enter the total estimated expenses paid by you and others in 1974 (Include all operating expenses, depreciation, taxes, interest, insurance, etc. Do not include expenses already reported in Section 34.)	None <input type="checkbox"/>	876	
		\$	

Section 37 TYPE OF ORGANIZATION, OPERATOR CHARACTERISTICS, and related information**COMPLETE THIS PAGE****■ Part A — Type of Organization**

1. Mark (X) the one box which best describes the way this place was operated in 1974.

901 1 ☐ INDIVIDUAL or FAMILY operation (sole proprietorship),
excluding partnership and corporation2 ☐ PARTNERSHIP operation, including family partnerships 902
(See separate Instructions.) — Enter number of partners . . .3 ☐ CORPORATION, including family corporations — Skip to Section 384 ☐ OTHER, such as cooperative, estate or trust, prison farm, grazing association,
Indian reservation, etc. — Specify type then skip to Section 38Complete Parts B and C
below**■ Part B — Farm Operator Characteristics and Related Information for Individual, Family, or Partnership Operations**1. **Residence** — Where does the operator,
person in charge, or senior partner of
this farm or ranch operation live?903 1 ☐ On this place

Not on this place

2 ☐ On another farm3 ☐ In a rural area, not on a farm4 ☐ In a city, town, or urban area2. What was the earliest year the operator
(or senior partner, if partnership) began
to operate any part of this place?

904

_____ Year

3. How old is the operator (or senior
partner, if partnership)?

905

_____ Years old

4. Operator's race —
Mark (X) appropriate box

906

1 ☐ White2 ☐ Negro or
Black3 ☐ American
Indian4 ☐ Mexican American
Chicano
Mexican (Mexicano)
Puerto Rican
Cuban
Central or South
American
Other Spanish5 ☐ Japanese
Chinese
Filipino11 ☐ Other —
Specify what race 75. **Principal Occupation** — At what occupation did the operator spend
the majority (50 percent or more) of his work time in 1974?
(For partnerships, consider all members of the partnership together.)

907

1 ☐ Farming2 ☐ Other6. **Off-Farm Work** — How many
days did each member of the
family work OFF the place
in 1974? (Include work at a
nonfarm job, business,
profession, or on someone
else's farm. Do not include
exchange farm work.)[Mark (X) one for each
applicable line.]

a. Operator or senior partner. 911

b. Spouse. 912

c. Other. 913

d. Other. 914

None	1-49 days	50-99 days	100-149 days	150-199 days	200 days or more
1 <input type="checkbox"/>	2 <input type="checkbox"/>	3 <input type="checkbox"/>	4 <input type="checkbox"/>	5 <input type="checkbox"/>	6 <input type="checkbox"/>
1 <input type="checkbox"/>	2 <input type="checkbox"/>	3 <input type="checkbox"/>	4 <input type="checkbox"/>	5 <input type="checkbox"/>	6 <input type="checkbox"/>
1 <input type="checkbox"/>	2 <input type="checkbox"/>	3 <input type="checkbox"/>	4 <input type="checkbox"/>	5 <input type="checkbox"/>	6 <input type="checkbox"/>
1 <input type="checkbox"/>	2 <input type="checkbox"/>	3 <input type="checkbox"/>	4 <input type="checkbox"/>	5 <input type="checkbox"/>	6 <input type="checkbox"/>

■ Part C — Family Income from Off-Farm Sources in 1974(Report amount you and members of your family received in 1974 from the following sources.
For partnership operations, the report should be for the senior partner and his family.)1. Operation of a non-farm-related business (not reported in Section 36) or
professional practice (Report NET after expenses.)

None

2. Cash wages, salaries, commissions, and tips from all jobs
(Report amount before deducting taxes.)

3. Interest, dividends, or royalties

4. Federal Social Security, pensions, retirement pay, veterans payments, annuities, unemploy-
ment insurance, workmen's compensation, and old age and other public assistance.

5. Rental income of nonfarm property (Report NET after deduction of expenses.)

Income from off-farm sources	
Dollars	Cents
921 \$	
922 \$	
923 \$	
924 \$	
925 \$	

Section 38 PERSON COMPLETING THIS REPORT**PLEASE
PRINT**

Name	Date	Telephone
	931 Month Day	932 Area Code Number

Enter remarks on back cover.

INSTRUCTION SHEET FOR FORM 74-A1

1974 CENSUS OF AGRICULTURE

INFORMATION AND INSTRUCTIONS TO HELP YOU FILL OUT YOUR REPORT

Please remove this sheet and keep it handy for reference while filling out the report. Additional help may be found in copies of the Farm Census Guide, which should be available for reference at U.S.D.A. County offices and other locations in your area. Do NOT return these instructions with your filled out report.

GENERAL INFORMATION

- ▶ **(1) Who Should Complete This Form** — All persons receiving this form, including landlords, tenants, partnerships, corporations, institutions, and others should complete the first sections. Most people will need to complete the rest of the form. However, some will be able to skip most of it. Follow the directions at the end of Section 2.
- ▶ **(2) If You Have Multiple Farming Operations** — A census report form should be filled out for each separate and distinct production unit. For example, if you are the sole proprietor of one agricultural operation, the senior partner in an agricultural partnership, and manager of a third agricultural operation, three separate census reports should be filled out and returned by you. A separate report should be made for each agricultural operation (farm, ranch, feedlot, greenhouse, etc.) for which you maintain separate records of operating expenses and sales, livestock and other inventories, machinery and equipment, and crop acreages and production. If you need more forms, please let us know.
- ▶ **(3) If You Don't Have Multiple Farming Operations and You Received Two or More Census of Agriculture Report Forms** — Complete only one form for your place. If you received both a green form (74-A1) and a brown form (74-A2) fill out the green form. Tear off the front covers of any extra forms received, write "Duplicate" beside the extra addresses, and return the covers with your completed report so we can correct our address list.

INSTRUCTIONS AFTER YOU'VE COMPLETED SECTION 3

Now that you've completed Section 3, please read the following instructions.

- ▶ **(4) Complete the Rest of This Form** — If you reported an acreage in Section 3, item 4, and had agricultural operations on that land. Read the instructions beginning with "More General Information" if you need help. Mail the completed form back in the return envelope provided. (Do NOT return this Instruction Sheet.)
- ▶ **(5) Do Not Complete The Rest of The Form if —**
 - ▶ **EITHER**
 - (a) You reported an acreage in Section 3, item 4 but had no agricultural operations in 1974 on the land.
 - ▶ **OR**
 - (b) All of your land was operated by a renter or sharecropper. (The entry in Section 3, item 4 should be "0" in most cases.) Your renter or sharecropper should have received a report form also and he is required to report the agricultural operations on the land he rents from or works on shares for you. You may be able to help him fill out his report.
 - ▶ **OR**
 - (c) Your only involvement with the agricultural activity was a financial investment and Section 3, item 4 is "0." The operator of that activity will receive a report form to fill out.

If you are not required to complete the rest of the form—PLEASE—

- (1) Tear off the front cover and page one;
- (2) Write a brief explanatory note on the cover describing why you are not a farm operator such as: "Sold farm in 1973;" "No crops or livestock;" "All land rented out;" "Not a farm operator — only have financial interest in some cattle;" and
- (3) Mail back the two torn-off sheets in the return envelope found in the centerfold.

MORE GENERAL INFORMATION

- ▶ **(6) Partnership Operations** — For partnerships, the senior partner should fill out one report form for the entire partnership farming operation. If members of the partnership operate farms on their own, in addition to the partnership, separate reports should be filled out for each individual place. If members of the farming partnership, other than the senior partner, received report forms and they had no farming operations of their own, they should tear off the cover, write a brief explanation such as "Senior partner has filled out report for partnership — I have no other farming operations of my own," and mail it back to us in the return envelope.
 - ▶ **(7) Landlord's or Contractor's Share** — If you rented or leased land or had a contract for the production of agricultural products, be sure to include on your report the landlord's or contractor's share of the production, sales, and expenses, so your Census report will be complete for "This Place."
- If you do not know the landlord's or contractor's share, include your BEST ESTIMATE.
- ▶ **(8) The Same Report Form is Used For All States Except Hawaii.** Because it is meant for use in all parts of the country, it contains sections which may not apply in your area or to your operation. For these, you can simply mark the "No" box and go to the next section.
 - ▶ **(9) Filling Out the Report Form** — There are a few rules that will help us if you follow them.

(a) All money figures may be entered in whole dollars. Cents are not required.

(b) Enter whole numbers except where tenths are asked for. Where you have 1/2 or 1/4 or 1/3 of an acre or ton, convert these to tenths. For instance, convert 1/2 to 5/10, 1/3 to 3/10, 1/4 to 2/10, etc.

(c) Enter replies in the proper space, on the correct line, and in the units requested; i.e., dollars, bushels, tons, etc. Some conversion methods are shown on the report form or in the instructions under the appropriate section number.

(d) If you do not have exact figures, give your best estimates.

(e) A section answered by an "X" in the "No" box is finished. Go to the next section indicated.

INSTRUCTIONS FOR SPECIFIED SECTIONS

▶ Section 3 — Acreage in 1974

The purpose of Section 3 is to establish the land for which you are to report agricultural operations. Report all agricultural land operated by the addressee in 1974—cropland, woodland, pastureland, wasteland, and any other land—not just planted land. Report for all separate pieces of land that are included in this operation, regardless of location.

Market value refers to what you think the land and buildings would sell for under present market conditions.

Item 1 — Land Owned — Include all land associated with agricultural operations in 1974, whether held under title, purchase contract or mortgage, homestead law, or as heir or trustee of an undivided estate by you and/or your spouse, or by the partnership, corporation, or organization for which you are reporting.

Item 2 — Land Rented (or Leased) FROM OTHERS — Report here any land you rented FROM OTHERS for cash or equivalent or a share of the crops or livestock or used rent free, regardless of whether the landowner supplied any equipment, fertilizer, or other materials or supervised your work. Also include Federal and State land rented or leased by the acre, but not land used on a per-head or animal-unit basis.

Item 3 — Land Rented (or Leased) TO OTHERS — Report here any land rented TO OTHERS for cash or other consideration or that was worked for you by someone else for a share of the crops or livestock. Include all agricultural land which you owned (or rented from others) but did not use in 1974 because it was rented, leased, or used by others in 1974. Do not include land rented to others for only part of the year if you used it for agricultural operations for the other part.

Item 4 — Acres in "This Place" — This is the land you owned in 1974 PLUS the land you RENTED FROM others, MINUS the land you RENTED TO others. It is very important that you report this figure correctly since it is the net acreage to which the remainder of the form applies, the "Acres in This Place." That is, your report should cover only the operations on the net acreage as reported in item 4.

▶ Sections 5-16 — Crops

Do not include in your report any crops on land which you rented or leased to others or which was worked on shares by others in 1974. Your report should include only those crops grown on the "Acres in This Place," as reported in Section 3, item 4.

For each applicable crop or group of crops, report the area harvested.

An example of how to report crops harvested. — A farmer planted 100 acres of field corn. He harvested 80 acres, getting 7,000 bushels of shelled corn. He irrigated 20 acres and cut them for silage; he estimated the production at 400 tons. He turned his cattle into the 100 acres after the harvest and let them graze. All 100 acres were fertilized using 17-3/4 tons of dry fertilizer. His entries on the Census report are shown in the following illustration.

Section 5 — Was any FIELD CORN harvested for any purpose from this place in 1974?

☒ YES — Complete this section

☐ NO — Go to Section 6

Report sweet corn in Section 12 and popcorn in Section 16 when you reach those sections.

Acres harvested	Quantity harvested		Acres irrigated
	Bushels shelled	Tons green weight	
101 80	7000	2	
102 20	400	20	
103			
4. Commercial fertilizer used on field corn			
104 100	17	3/4	1/8

No provision is made for reporting acres grazed after harvest. Since letting the cattle graze was a secondary use of land already harvested, the farmer **did not** have to make any entry in item 3.

Quantity harvested — Report in the units specified. If your records show a different unit than printed on the form, please convert to the unit shown. A choice of two units is provided for some crops.

Commercial fertilizer — Report the total number of acres fertilized in 1974 and the total tons and tenths of tons (including filler), used on all applications. Report anhydrous ammonia in the "Liquid or gas" column.

APPENDIX C Continued

Interplanted crops and "skip-row" planting — If you grew two crops in alternate strips in the same field at the same time, or one crop in a "skip-row" pattern, for each crop report the portion of the field used for that crop.

► Section 12 — Vegetables

Acres are to be reported for fresh market and/or for processing. If a vegetable crop was harvested for **both** purposes, prorate the acreage on the basis of the production for each use. For example, 2 tons of tomatoes were picked for fresh market from a 5-acre field; later the same 5 acres were picked and the 8 tons of tomatoes harvested went for processing. Since 2/10 of the production was for fresh market and 8/10 for processing, report 1 acre (2/10 X 5) for fresh market and 4 acres (8/10 X 5) for processing. If you don't know what use was made of the vegetables, report them under the purpose for which you think they were used.

► Section 13 — Fruit

If trees or vines are interplanted, estimate the area covered by each kind of fruit.

Approximate Box Weight — Pounds Per Box

State	All Oranges*	Grapefruit	Tangerines	Lemons
Arizona	75	64	75	76
California	75	65	75	76
Florida	90	85	95	90
Texas	90	80	95	90
Other States	90	85	95	90

*Includes Temples and Tangelos

Avocados — Quantity harvested — In California report for the period October 1, 1973 to September 30, 1974. In Florida report for the period July 1, 1974 to about February 28, 1975.

Figs — Report quantity harvested in dry weight. In California 3 lbs. fresh = 1 lb. dry. Other States 4 lbs. fresh = 1 lb. dry.

► Section 18 — Land Use in 1974

All acres included in this place (see entry in Section 3, item 4) should be accounted for. If any acreage was devoted to more than one specified land use during 1974, report the acreage only on the line for the first item which fits. (For example, 10 acres harvested for wheat for grain and subsequently pastured — report the 10 acres only in item 2a, Cropland harvested.)

► Section 19 — Irrigation

Report the estimated quantity of water used in the unit of measure most convenient for you.

Acre-feet — Many irrigation districts show amount of water delivered to their users in acre-feet on their bills. If you do not know the acre-feet of water used but have an estimate of average acre-feet used per acre, obtain the total acre-feet by multiplying the average times the number of acres irrigated.

Gallons — Irrigators pumping from their own wells may estimate total gallons used by multiplying the pumping capacity for the pump times minutes in the hour (60), times hours pumped per day, times days pumped per season during 1974. For example, a 100 gal/minute pump was pumped an average of 20 hours per day for a season of 96 days. One hundred gal/minute times 60 minutes, times 20 hours pumped per day, times 96-day season = 11,520,000 gallons.

Total inches — When a sprinkler system is used, it may be simpler to estimate the total depth in inches of all water applied during the season.

► Sections 22-26 — Livestock and Poultry

Animals to be included in the report — Report all animals on the place on December 31, 1974 **owned by you or kept by you** for others. Include animals on unfenced land, grazing on national forest land, grazing on district land or cooperative grazing association land, or rangeland administered by the Bureau of Land Management on a per-head or lease basis (such as wheat pasture). Include poultry (broilers, layers, turkeys, etc.) fed under contract on "This Place."

Animals to be excluded from the report — Do not report any animals on land rented to others in 1974. Your report should include only animals on the "Acres in This Place" as reported in Section 3, item 4, except as noted above.

Number sold — Report all animals sold or removed from this place including those sold for a landlord or given to a landlord as his share or to others in trade or in payment for goods and services. Include animals of all ages without regard to ownership or who shared in the receipts if the animals were located on the place 30 days or more and were sold or removed from the place for sale in 1974.

Sales from contract and custom feeding operations — Include animals (including poultry fed under contract) fed on this place on a contract or custom basis if they were removed from the place in 1974.

Animals bought and sold — Do not include animals bought and resold within 30 days. Such purchases and sales are considered to be "dealer" transactions and should not be reported.

Fat cattle sales — Do not include on the fattened cattle line:

- (a) Veal calves which were fattened primarily on milk, or
- (b) Dairy cows fed only the usual dairy ration before being sold, or

(c) Cattle and calves that have been fed on grain or concentrates and sold for further feeding.

Value of sales — Be sure to report the total value of sales without deducting cost of feed, cost of livestock purchased, cost of hauling and selling, and so forth. If the sales price or value is not known, give your best estimate of their value when they left this place.

Animals sold from another place — Do not report the value of sales of animals owned by you but held and sold from someone else's place. For example, do not report cattle purchased elsewhere, fed in, and sold from a feedlot not part of this place.

Animals moved to another place — For animals removed from your place to a feedlot for feeding, give your best estimate of their market value when they left this place.

Sheep and lambs shorn — In the first answer space report the number shorn; in the second answer space report the total weight in pounds, grease basis, of all wool obtained in 1974, whether from one or two shearings.

► Section 28 — Miscellaneous Items

Futures market — Report those commodities you bought or sold (or bought and sold) through a commodity exchange as a hedge against crops produced on this place. Do not report transactions in any commodities not grown on the place. For example, if you bought or sold both wheat and cotton through a commodity exchange and wheat was grown on the place but no cotton, mark only the box opposite wheat.

► Section 29 — Contracts

Many farm products are produced and marketed under a contract or binding agreement between the farm operator (producer) and the person who buys or uses the farm product. It may be a production contract, a marketing contract, or a combination of both. **Production contracts** usually specify the kind and/or amount of farm product to be produced and may specify variety or breed, the operations to be performed during production, and the inputs and technical assistance to be supplied by the contractor. **Marketing contracts** usually specify the kind and/or amount of farm product to be delivered but usually do not specify the particular operations or methods to be used in production.

For each product under contract, report the type of contract. Co-op contractors should include production contracts with cooperative processors. Do not include contracts made by you for services (customwork, hauling, etc.) or to produce farm items for you wherein you are the purchaser rather than the supplier of the products.

If a sales contract or agreement provides also for supplying or furnishing feed, seed, labor, or equipment, report it as a production contract. Do not report contracts or agreements which do not provide **specifically** for the production or marketing of agricultural products.

► Section 33 — Farm Credit

Item 1 — Debts Secured by Real Estate — Do not include debt on land and buildings rented to or from others. If you owned a farm, with a debt on it, and rented part of it to others or had worked on shares, report (estimate) only the part of the debt that relates to the part operated by you.

Item 2 — Debts Not Secured by Real Estate — Do not report: (1) debts on nonagricultural property such as cotton gins, canning factories, sugar mills, motels, stores, etc.; (2) price support loans owed to the Commodity Credit Corp.; (3) your landlord's share of any debts; or (4) charge accounts that are paid in full monthly (debts owed for less than 30 days).

► Section 36 — Income and Expenses from Farm-Related Sources

Items 1, 2, and 5 refer only to those income producing activities for which you use part of the land, machinery, equipment, labor, or capital normally used on this place, and which you do not consider as entirely separate from your farming activities. **Report gross amount received before taxes and expenses.**

Do not report income or expenses for customwork or agricultural services provided for others if operated as an entirely separate business from your agricultural operations. The net amount should be reported in Section 37 — Family Income from Off-Farm Sources (Part C, item 1).

► Section 37 — Type of Organization

Individual or family operation (sole proprietorship) — Defined as a farm or business organization controlled and operated by an individual. Includes family operations that are **not** incorporated and **not** operated under a partnership agreement.

Partnership operations — Defined as two or more persons who have agreed on the amount of their contribution (capital and effort) and the distribution of profits. Co-ownership of land by husband and wife or joint filing of income tax forms by husband and wife do not necessarily mean that a partnership exists unless there is some agreement as to sharing contributions, decision making, profits, and liabilities.

Corporation, including family corporations — Defined as a legal entity or artificial person created under the laws of a State to carry on a business. This definition does **not** include cooperatives.

Other — Such as cooperative (defined as an incorporated or unincorporated enterprise or association created and formed jointly by the members), estate or trust (defined as a fund of money or property administered for the benefit of another individual or organization), prison farm, grazing association, Indian reservation, etc.

U.S. DEPT. OF COMMERCE
Social and Economic Statistics
Administration
BUREAU OF THE CENSUS

**1974
CENSUS OF
AGRICULTURE**

PLEASE remove the envelope and Instruction Sheet from the center of this booklet and . . . **KEEP THEM HANDY.**

EXPLANATIONS AND INSTRUCTIONS are provided all through the form with more detail in the Instruction Sheet you have removed from the center of this report. Use them — **they will help.**

*A Message from the Director
of the Bureau of the Census...*

January 2, 1975

Dear Friend:

It's time for the 1974 Census of Agriculture, and we need your help.

Please fill out this report and return it in the envelope provided.

This is a most important census. Many changes have occurred in agriculture since 1969 when the last census was taken. It is important to you that these changes be measured and understood by other farmers and ranchers as well as by those who serve you and them.

Your answers are needed and are **COMPLETELY CONFIDENTIAL**, as spelled out in the Notice at the right of this letter.

Please fill out your report and send it back right away. We'll appreciate it very much.

Sincerely,



VINCENT P. BARABBA
Director
Bureau of the Census

NOTICE — Response to this inquiry is required by law. (Title 13, U.S. Code) By the same law **YOUR REPORT TO THE CENSUS BUREAU IS CONFIDENTIAL.** It may be seen only by sworn Census employees and may be used only for statistical purposes. Your report **CANNOT** be used for purposes of taxation, investigation, or regulation. The law also provides that copies retained in your files are immune from legal process.

NOTE: If you correspond with us regarding your report, please use the **Census File Number** shown in the address block on the booklet cover.

**Complete this report
and RETURN TO**



**BUREAU OF THE CENSUS
1201 East Tenth Street
Jeffersonville, Indiana 47130**

Section 1 Did you receive more than one report form?

- ☐ YES — See separate Instructions
☐ NO — Go to Section 2

Enter extra file number(s) here


Section 2 **FARMING, RANCHING, OR OTHER AGRICULTURAL ACTIVITIES IN 1974**

- | | YES | NO |
|--|----------------------------|----------------------------|
| 1. At any time in 1974 did you raise, produce, or sell ANY amount of any of the items listed below? | 1 <input type="checkbox"/> | 2 <input type="checkbox"/> |
| • Crops | | |
| • Hay, pasture, sod | | |
| • Vegetables, melons, mushrooms | | |
| • Fruits, nuts, berries, and citrus | | |
| • Cattle (including feedlots) | | |
| • Hogs, sheep, goats, horses | | |
| • Poultry, eggs | | |
| • Dairy products | | |
| • Forest products on farms | | |
| • Greenhouse and nursery products | | |
| • Fish in captivity | | |
| • Fur-bearing animals in captivity | | |
| • Other animal specialties | | |
| 2. Did you at any time in 1974 raise or produce any agricultural products for contractors such as feed companies, processors, or packers? | 1 <input type="checkbox"/> | 2 <input type="checkbox"/> |
| 3. Did you raise or produce any agricultural products for others or with others under a partnership, share arrangement, or other rental agreement in 1974? | 1 <input type="checkbox"/> | 2 <input type="checkbox"/> |
| 4. Did you own any land that was used by someone else for agricultural purposes in 1974? | 1 <input type="checkbox"/> | 2 <input type="checkbox"/> |
| 5. Did you own any livestock or poultry that was cared for by someone else under a share agreement or custom arrangement in 1974? | 1 <input type="checkbox"/> | 2 <input type="checkbox"/> |

► If you answered YES to ANY of these questions, go to Section 3.
► If you answered NO to ALL five of these questions, tear off this front cover and mail it back to us in the envelope provided.

Section 3 ACREAGE in 1974 and LAND VALUE

Include all cropland, pastureland, rangeland, woodland, wasteland, idle land, house lots, etc.

1. ALL land owned. ☐ None
2. ALL land rented or leased FROM OTHERS, including land worked on shares; leased Federal, State, and railroad land; and land used rent free. (Do NOT include land used on a per-head basis under a grazing permit.) . . . ☐
3. All land rented or leased TO OTHERS, including land worked on shares by others and land subleased. ☐
4. **TOTAL ACRES IN "THIS PLACE"** ① (Please ADD acres owned (item 1) and acres rented (item 2), then SUBTRACT acres rented to others (item 3), and enter your answer in this space.) 
- ① "THIS PLACE" means your farm or ranch, feedlots, poultry houses, greenhouses, and/or any other agricultural operations.

Number of acres	Your estimate of the current market value of these acres and the buildings on them	
	Dollars	Cents
040	1	
	\$	
050	1	
	\$	
060	1	
	\$	
070	These are the ACRES in "THIS PLACE" ① for this census report	

5. If you rented land FROM OTHERS (item 2 above), please enter the following information for each landlord.

Name	Address (No. and street, city, State, ZIP code)	Number of acres	Rental arrangements in 1974 <i>Mark (X) all that apply</i>			
			Share of crops	Share of livestock or products	Cash as rent	Other arrangements
		081	1 <input type="checkbox"/>	2 <input type="checkbox"/>	3 <input type="checkbox"/>	4 <input type="checkbox"/>
		082	1 <input type="checkbox"/>	2 <input type="checkbox"/>	3 <input type="checkbox"/>	4 <input type="checkbox"/>
		083	1 <input type="checkbox"/>	2 <input type="checkbox"/>	3 <input type="checkbox"/>	4 <input type="checkbox"/>

List additional landlords on back cover.

6. If you rented land TO OTHERS (item 3 above), please enter the following information for each renter.

Name	Address (No. and street, city, State, ZIP code)	No. of acres
		085
		086
		087

List additional renters on back cover.

7. Of the land you rented or leased from others (item 2 above), how many acres did you subrent or sublease to others? (Include land rented or leased by you which was worked on shares by others.) ☐ None

Number of acres	Current market value
088	1
	\$

PLEASE READ

You may be able to skip most of this form if —

- a. All the land you owned or rented was worked on shares or rented to someone else.
 b. There were no crops or livestock in 1974 on the acres in "THIS PLACE" (item 4 above).
 c. The land you operated prior to 1974 has been sold to someone else.

If a, b, or c apply to your operation, please read the Instructions before continuing with this report.

Section 4 LOCATION OF AGRICULTURAL ACTIVITY

1. In what county was the largest value of your agricultural products raised or produced? (Enter county name, State, and number of acres on the "Principal county" line. If you have agricultural operations in any other county(ies), enter the county name(s), etc., on the lines provided for "Other counties.")
2. Location of place within principal county entered above. (Give name of township, district, precinct, etc., or Township — Range numbers.)

	County name	State	No. of acres
Principal county			091
Other counties			092
			093
			094

Name of location

CENSUS
USE
ONLY

Section 5 CROPS HARVESTED FOR ANY PURPOSE FROM THIS PLACE IN 1974

Report all crops harvested. Include crops grown under contract. Be sure to include landlord's share.

1. Field corn for grain or seed (Report quantity on a shelled basis in either **bushels or hundredweight**. 70 lbs. ear corn or 56 lbs. shelled corn = 1 bushel shelled corn.) ☐
2. Field corn for silage, cut for green chop or dry fodder, hogged or grazed (Do not include acres already reported in item 1.). ☐
3. Sorghums or milo for grain or seed (Report quantity harvested in either **bushels or pounds**.) ☐
4. Sorghums for silage, cut for green chop, dry forage or hay, or hogged or grazed (Do not include acres already reported in item 3.). ☐
5. Soybeans for beans ☐
6. Peanuts for nuts ☐
7. Wheat for grain ☐
8. Other small grains for grain — oats, barley for rye, rice, etc. — Specify ☐
9. Cotton ☐
10. Tobacco — all types ☐
11. Irish potatoes (excluding home use) ☐
12. Sweetpotatoes (excluding home use) ☐
13. Hay — all kinds except sorghum hay (Include grain hay, grass silage, wild hay, etc. If two or more cuttings were made from the same land, REPORT ACRES ONLY ONCE, but report total tons of all cuttings.) ☐
14. Vegetables, sweet corn, or melons for sale ☐
15. Land in bearing and nonbearing fruit orchards, citrus or other groves, vineyards, and nut trees of all ages (Include land on which the fruit crop failed. Do not include abandoned acreages or plantings.) — Specify ☐
16. Berries for sale — Specify ☐
17. All other crops (Include field seeds, sugar crops; nursery products; flowers, etc., grown in the open; sod, etc.) — Specify ☐

None	Acres harvested	Quantity harvested
	101	1 Bushels shelled OR 6 Hundredweight shelled
	104	
	111	1 Bushels OR 6 Pounds
	115	
	121	1 Bushels
	122	1 Pounds
	130	1 Bushels
	136	
	151	1 Bales
	152	1 /10 Pounds
	153	1 /10 Hundredweight
	154	1 /10 Bushels
	170	1 Tons, dry
	240	/10
	301	/10
	401	/10
	430	/10

18. If any greenhouse products were sold, how many square feet were under glass or other protection? ☐

Square feet
460

Section 6 LAND USE IN 1974

The purpose of this section is to distribute all acres in "THIS PLACE" among items 1 through 5.

► **NOTE:** If the same land had more than one use in 1974, REPORT THAT LAND ONLY ONCE — in the first use that applies. For example, cropland that was harvested and pastured is to be reported only as "Cropland harvested."

1. Cropland harvested (Include all land from which crops were harvested or hay was cut, and all land in orchards, citrus groves, vineyards, and nursery and greenhouse products. If two crops were harvested from the same land in 1974, report the acres only once.)
2. Cropland used only for pasture or grazing
3. All other cropland (Include cropland used for soil-improvement crops, crop failure, cultivated summer fallow, and idle cropland.)
4. Woodland (Include woodland pasture.)
5. All other land (Include pastureland other than cropland and woodland pasture, rangeland, and land in house lots, barn lots, ponds, roads, wasteland, etc.)
6. **TOTAL ACRES IN "THIS PLACE"** (Please add the acres reported in items 1 through 5 and enter the total in this space.)
(This total should be the same as the total in Section 3, item 4.)

Number of acres	
502	
503	
504	
510	
513	
517	

7. How much of the total land reported in item 6 was IRRIGATED in 1974?

528

Acres irrigated

Section 7 LIVESTOCK AND POULTRY

Be sure to report all livestock and poultry on this place on December 31, 1974, no matter who owned them. Include as sold all livestock and poultry fed on a contract or custom basis and taken from this place in 1974.

1. Hens and pullets of laying age (Exclude started pullets being raised for sale.) ☐
2. Any other chickens 3 months old or older (roosters, started pullets, etc.) ☐
3. Broilers, fryers, and other meat-type chickens (including capons and roasters) ☐
4. Cattle and calves of all ages ☐
 - a. Beef cows (Include beef heifers that had calved.) ☐
 - b. Milk cows (Include dry milk cows and milk heifers that had calved.) ☐
5. Hogs and pigs of all ages ☐
 - a. Of the total sold, how many were sold as FEEDER PIGS for further feeding? ☐
 - b. Litters of pigs farrowed on this place between — None ☐

Number of litters	
(1) December 1, 1973 and May 31, 1974	<input type="checkbox"/>
(2) June 1, 1974 and November 30, 1974	<input type="checkbox"/>

	INVENTORY	
	Number on this place December 31, 1974	Number sold in 1974
None 601		1
604		1
608		1
631		1
632		
633		
651		1
		2
654		
655		
None 661		1
670		1
698		1
699		1

Specify what kind _____

Section 8 **MACHINERY AND EQUIPMENT on this place on December 31, 1974**

(Include only equipment used for agricultural operations in 1973 or 1974.)

■ **Value of ALL machinery and equipment on this place, December 31, 1974**

1. What is the estimated market value of ALL machinery, equipment, and implements usually kept on this place and used for the farm or ranch business? (Include cars, trucks, tractors, combines, plows, disks, harrows, dryers, pumps, motors, irrigation equipment, dairy equipment including milkers and bulk tanks, livestock feeders, grinding and mixing equipment, etc.)

Estimated market value	
Dollars	Cents
701	
\$	

■ **SELECTED machinery and equipment on this place, December 31, 1974**

(Report only if used in 1973 or 1974.)

Total number on this place on December 31, 1974	Of the total, HOW MANY were manufactured in the last 5 years (1970-1974)? (Number)
702	1
703	1
704	1
705	1
706	1
707	1
708	1
709	1
710	1
711	1
712	1

2. Automobiles
3. Motortrucks (Include pickups.)
4. Wheel tractors other than garden tractors and motor tillers
5. Crawler tractors
6. Grain and bean combines, self-propelled only
7. Corn heads for combines
8. Other corn pickers and picker-shellers
9. Mower conditioners
10. Pickup balers
11. Windrowers — pull and self-propelled (Exclude side delivery rakes.)
12. Field forage harvesters, shear bar or flywheel type

Section 9 **Production EXPENSES paid by you and others for this place in 1974**

Include your best estimates of expenses paid by you, your landlord, contractors, buyers, and others for production of crops, livestock, and other agricultural products on this place. DO NOT INCLUDE expenses connected with performing customwork off this place, operation of non-farm activities, businesses or services and household expenses not related to the farm business.

Production expenses	
Dollars	Cents
801	
\$	
802	
\$	
803	
\$	
808	
\$	
809	
\$	
811	
\$	
821	
\$	
823	
\$	
824	
\$	
826	
\$	
827	
\$	
829	
\$	

1. Livestock and poultry purchased—cattle, calves, hogs, pigs, sheep, lambs, goats, horses, baby chicks, poults, started pullets, etc.
2. Total feed purchased for livestock and poultry—grain, hay, silage, mixed feeds, concentrates, etc.
- a. Commercially mixed formula feeds purchased — complete, supplement, concentrates (Do not include ingredients purchased separately, such as soybean meal, cottonseed meal, and urea).
3. Seeds, bulbs, plants, and trees purchased.
4. Commercial fertilizer purchased — all forms, including rock phosphate and gypsum (Report custom application costs in item 8.)
5. Total gasoline and other petroleum fuel and oil purchased for the farm business — Diesel fuel, LP gas, butane, propane, piped gas, kerosene, fuel oil, motor oil, grease, etc..
6. Hired farm labor
7. Contract labor
8. Machine hire and customwork (Include expenditures for this place for use of equipment and for customwork such as grinding and mixing feed, plowing, combining, corn picking, silo filling, spraying, dusting, fertilizing, drying, etc.)
9. Agricultural chemicals purchased (Include lime, insecticides, etc. Exclude fertilizer.)
10. All other production expenses (Include other current operating expenses such as depreciation, taxes, interest, cash rent, insurance, repairs, electricity, purchase of water, etc., for the farm business.)
11. **TOTAL PRODUCTION EXPENSES** including expenses paid by landlords, contractors, or others (Add dollars for items 1 through 10 and enter total here.)

Tons	Tenths	Dollars	Cents
803	1		
	/10	\$	

Section 10 Value of AGRICULTURAL PRODUCTS SOLD from this place in 1974 before taxes and expenses

Report your best estimates of the value of each of the following groups of products sold from this place. Include value of landlord's and/or contractor's share, estimating if necessary.

	Estimated value of products sold	
	Dollars	Cents
1. Crops and hay sold (Do not include nursery and greenhouse products.)	831	
2. Nursery and greenhouse products sold	839	
3. Forest products sold — firewood, fuelwood, fenceposts, sawlogs, Christmas trees, gum for naval stores, standing timber or trees, maple products, etc.	849	
4. Poultry and poultry products (eggs, etc.) sold	852	
5. Livestock and livestock products (milk, wool, etc.) sold	858	
6. TOTAL VALUE OF PRODUCTS SOLD including value of landlord's and/or contractor's share (Add dollars entered in items 1 through 5 and enter total here.)	859	

Section 11 INCOME AND EXPENSES from FARM-RELATED SOURCES IN 1974

Part A — INCOME FROM FARM-RELATED SOURCES

(Report amount received before taxes and expenses.)

	None	Farm-related income	
		Dollars	Cents
1. Customwork and other agricultural services provided for farmers and others — plowing, planting, spraying, harvesting, preparation of products for market, etc. (If customwork is a separate business, see Instructions.)	<input type="checkbox"/>	871	
2. Recreational services — providing hunting, fishing, picnicking, camping, boarding and lodging, or other recreational facilities on this place	<input type="checkbox"/>	872	
3. Payments you received for participation in Government farm programs (Do not include redeemable loans.)	<input type="checkbox"/>	873	
4. Gross cash rent or share payments received from renting out farm land or payments received from lease or sale of allotments (Include payments for livestock pastured on a per-head basis, per-month basis, per-pound basis, etc.)	<input type="checkbox"/>	874	
5. Other business or source which is conducted on or CLOSELY RELATED to the AGRICULTURAL OPERATIONS on this place — Specify kind _____	<input type="checkbox"/>	875	

Part B — EXPENSES FOR FARM-RELATED INCOME SOURCES

	None	Farm-related expenses	
		Dollars	Cents
6. For farm-related income sources reported in items 1 through 5, enter the total estimated expenses paid by you and others in 1974 (Include all operating expenses, depreciation, taxes, interest, insurance, etc. Do NOT include expenses already reported in Section 9.)	<input type="checkbox"/>	876	

Section 12 FARM OPERATOR CHARACTERISTICS

903
1. Where does the operator, person in charge, of this farm or ranch live?
1 ☐ On this place
Not on this place — { 2 ☐ On another farm
3 ☐ In a rural area, not on a farm
4 ☐ In a city, town, or urban area

904
2. Year operator began to operate any part of this place Year

905
3. Operator's age Years old

906
4. Operator's race — Mark (X) appropriate box
1 ☐ White
2 ☐ Negro or Black
3 ☐ American Indian
4 ☐ Mexican American Chicano
Mexican (Mexicano)
Puerto Rican
Cuban
Central or South American
Other Spanish
5 ☐ Japanese
Chinese
Filipino
11 ☐ Other — Specify what race

907
5. Principal Occupation — At what occupation did the operator spend the majority (50 percent or more) of his work time in 1974? (For partnerships, consider all members of the partnership together.)
1 ☐ Farming
2 ☐ Other

911
6. Number of days operator worked off this place in 1974 (Include work at a nonfarm job, business, or profession, or on someone else's farm. Do not include exchange farm work.) — Mark (X) the appropriate box.
1 ☐ None
2 ☐ 1 – 49 days
3 ☐ 50 – 99 days
4 ☐ 100 – 149 days
5 ☐ 150 – 199 days
6 ☐ 200 days or more

920
7. Was the income which you and your family received from work off the farm and from other sources greater than the total value of agricultural products sold from this place in 1974?
1 ☐ Yes
2 ☐ No

8. Person preparing this report PLEASE PRINT	Name	Date		Telephone	
		931 Month	Day	932 Area code	Number

REMARKS — Please write your remarks on the outside back cover where we can more readily see and respond to them if required.

INSTRUCTION SHEET FOR FORM 74-A2

1974 CENSUS OF AGRICULTURE

INFORMATION AND INSTRUCTIONS TO HELP YOU FILL OUT YOUR REPORT

Please remove this sheet and keep it handy for reference while filling out the report. Additional help may be found in copies of the Farm Census Guide, which should be available for reference at U.S.D.A. County offices and other locations in your area. Do NOT return these instructions with your filled out report.

GENERAL INFORMATION

► **(1) Who Should Complete This Form** — All persons receiving this form, including landlords, tenants, partnerships, corporations, institutions, and others should complete the first sections. Most people will need to complete the rest of the form. However, some will be able to skip most of it. Follow the directions at the end of Section 2.

► **(2) If You Have Multiple Farming Operations** — A census report form should be filled out for each separate and distinct production unit. For example, if you are the sole proprietor of one agricultural operation, the senior partner in an agricultural partnership, and manager of a third agricultural operation, three separate census reports should be filled out and returned by you. A separate report should be made for each agricultural operation (farm, ranch, feedlot, greenhouse, etc.) for which you maintain separate records of operating expenses and sales, livestock and other inventories, machinery and equipment, and crop acreages and production. If you need more forms, please let us know.

► **(3) If You Don't Have Multiple Farming Operations and You Received Two or More Census of Agriculture Report Forms** — Complete only one form for your place. If you received both a green form (74-A1) and a brown form (74-A2) fill out the green form.

Tear off the front covers of any extra forms received, write "Duplicate" beside the extra addresses and return the covers with your completed report so we can correct our address list.

INSTRUCTIONS AFTER YOU'VE COMPLETED SECTION 3

Now that you've completed Section 3, please read the following instructions.

► **(4) Complete the Rest of This Form** if you reported an acreage in Section 3, item 4, and had agricultural operations on that land. Read the instructions beginning with "More General Information" if you need help. Mail the completed form back in the return envelope provided. (Do NOT return this Instruction Sheet.)

► **(5) Do Not Complete The Rest of The Form if —**

► EITHER ◀

(a) You reported an acreage in Section 3, item 4, but had no agricultural operations in 1974 on the land.

► OR ◀

(b) All of your land was operated by a renter or sharecropper. (The entry in Section 3, item 4 should be "0" in most cases.) Your renter or sharecropper should have received a report form also and he is required to report the agricultural operations on the land he rents from or works on shares for you. You may be able to help him fill out his report.

► OR ◀

(c) Your only involvement with the agricultural activity was a financial investment and Section 3, item 4 is "0." The operator of that activity will receive a report form to fill out.

If you are not required to complete the rest of the form—PLEASE—

(1) Tear off the front cover and page one;

(2) Write a brief explanatory note on the cover describing why you are not a farm operator such as: "Sold farm in 1973," "No crops or livestock," "All land rented out," "Not a farm operator — only have financial interest in some cattle;" and

(3) Mail back the two torn-off sheets in the return envelope found in the centerfold.

MORE GENERAL INFORMATION

► **(6) Partnership Operations** — For partnerships, the senior partner should fill out one report form for the entire partnership farming operation. If members of the partnership operate farms on their own, in addition to the partnership, separate reports should be filled out for each individual place. If members of the farming partnership, other than the senior partner, received report forms and they had no farming operations of their own, they should tear off the cover, write a brief explanation such as "Senior partner has filled out report for partnership — I have no other farming operations of my own," and mail it back to us in the return envelope.

► **(7) Landlord's or Contractor's Share** — If you rented or leased land or had a contract for the production of agricultural products, be sure to include on your report the landlord's or contractor's share of the production, sales, and expenses, so your Census report will be complete for "This Place."

If you do not know the landlord's or contractor's share, include your BEST ESTIMATE.

► **(8) Filling Out the Report Form** — There are a few rules that will help us if you follow them.

(1) All money figures may be entered in whole dollars. Cents are not required.

(2) Enter whole numbers except where tenths are asked for. Where you have 1/2 or 1/4 or 1/3 of an acre or ton, convert these to tenths. For instance, convert 1/2 to 5/10, 1/3 to 3/10, 1/4 to 2/10, etc.

(3) Enter replies in the proper space, on the correct line, and in the units requested; i.e., dollars, bushels, tons, etc.

(4) If you do not have exact figures, give your best estimates.

INSTRUCTIONS FOR SPECIFIED SECTIONS

► Section 3 — Acreage in 1974

The purpose of Section 3 is to establish the land for which you are to report agricultural operations. Report all agricultural land operated by the addressee in 1974—cropland, woodland, pastureland, wasteland, and any other land—not just planted land. Report for all separate pieces of land that are included in this operation, regardless of location.

Market value refers to what you think the land and buildings would sell for under present market conditions.

Item 1 — Land Owned — Include all land associated with agricultural operations in 1974, whether held under title, purchase contract or mortgage, homestead law, or as heir or trustee of an undivided estate by you and/or your spouse; or by the partnership, corporation, or organization for which you are reporting.

Item 2 — Land Rented (or Leased) FROM OTHERS — Report here any land you rented FROM OTHERS for cash or equivalent or a share of the crops or livestock or used rent free, regardless of whether the landowner supplied any equipment, fertilizer, or other materials or supervised your work. Also include Federal and State land rented or leased by the acre, but not land used on a per-head or animal-unit basis.

Item 3 — Land Rented (or Leased) TO OTHERS — Report here any land rented TO OTHERS for cash or other consideration or that was worked for you by someone else for a share of the crops or livestock. Include all agricultural land which you owned (or rented from others) but did not use in 1974 because it was rented, leased, or used by others in 1974. Do not include land rented to others for only part of the year if you used it for agricultural operations for the other part.

Item 4 — Acres in "This Place" — This is the land you owned in 1974 **PLUS** the land you RENTED FROM others, **MINUS** the land you RENTED TO others. It is very important that you report this figure correctly since it is the net acreage to which the remainder of the form applies, the "Acres in This Place." That is, your report should cover only the operations on the net acreage as reported in item 4.

► **Section 5 — Crops**

Do not include in your report any crops on land which you rented or leased to others or which was worked on shares by others in 1974. Your report should include only those crops grown on the "Acres in This Place," as reported in Section 3, item 4.

For each applicable crop or group of crops, report the area harvested. Notice that items 1 through 9 and 13 ask for whole acres, while items 10, 11, 12, 14, 15, 16, and 17 ask for acres and tenths, and item 18 should be reported in square feet.

Quantity harvested — Report in the units specified. If your records show a different unit than printed on the form, please convert to the unit shown. A choice of two units is provided for corn and sorghums.

Interplanted crops and "skip-row" planting — If you grew two crops in alternate strips in the same field at the same time, or one crop in a "skip-row" pattern, for each crop report the portion of the field used for that crop.

► **Section 6 — Land Use in 1974**

All acres included in this place (see entry in Section 3, item 4) should be accounted for. If any acreage was devoted to more than one specified land use during 1974, report the acreage only on the line for the first item which fits. (For example, 10 acres harvested for wheat for grain and subsequently pastured—report the 10 acres only in item 1, Cropland harvested.)

► **Section 7 — Livestock and Poultry**

Animals to be included in the report — Report all animals on the place on December 31, 1974 **owned by you or kept by you** for others. Include animals on unfenced land, grazing on national forest land, grazing on district land or cooperative grazing association land, or rangeland administered by the Bureau of Land Management. Include poultry (broilers, layers, turkeys, etc.) fed under contract on "This Place."

Animals to be excluded from the report — Do not report any animals on land rented to others in 1974. Your report should include only animals on the "Acres in This Place" as reported in Section 3, item 4, except as noted above.

Number sold — Report all animals sold or removed from this place including those sold for a landlord or given to a landlord as his share or to others in trade or in payment for goods and services. Include animals of all ages without regard to ownership or who shared in the receipts if the animals were located on the place 30 days or more and were sold or removed from the place for sale in 1974.

Sales from contract and custom feeding operations — Include animals (including poultry fed under contract) fed on this place on a contract or custom basis if they were removed from the place in 1974.

► **Section 9 — Production Expenses**

Report costs incurred for items and services received during 1974 whether or not payment has been made. If you are a tenant farmer or a part-owner, you should report expenditures by landlords for agricultural operations on this place as well as your own expenditures. If you rent part of your land to others, you should report only that money spent for agricultural operations on land you used during 1974 — "Acres in This Place." Estimate the cost of items furnished by contractors.

► **Section 10 — Value of Agricultural Products Sold**

The items in this section relate to the agricultural production for the "Acres in This Place." Report the value of all products sold or removed from this place in 1974. Do not deduct any production costs. Include the value of a landlord's or contractor's share.

Report the total gross value of all crops sold from this place in 1974 regardless of the year they were produced, and the value of all poultry, livestock, and their products sold from this place during 1974. Include the full value of any shares given to or sold for landlords and others in payment for services or products; any products raised and sold under contract, any products sold from this place by members of the family of the person in charge of the place; crops sold in the field; crops harvested by the processor; and crops shipped to a central market.

Do not deduct any cost or expenses incurred in producing these products.

Crops sold — Include the value of any grains or other agricultural commodities placed or to be placed under Commodity Credit Corporation loan or seal and any share given to or sold for landlords and others.

Poultry and livestock sales — If there are entries in the "number sold" column for any items in Section 7, there should be an entry in item 4 and/or 5.

For livestock, poultry, and poultry products produced under contract, report the total market value (estimate if necessary) of those sold or removed from "This Place."

Landlords — If you rent land to others and also operate land yourself, report only those products sold from the part of your land that you operate as your place. Do **not** include crops, animals, or other farm products produced by cash tenants, share tenants, sharecroppers, or renters.

► **Section 11 — Income and Expenses from Farm-Related Sources**

Items 1, 2, and 5 refer only to those income producing activities for which you use part of the land, machinery, equipment, labor, or capital normally used on this place, and which you do not consider as entirely separate from your farming activities. **Report gross amount received before taxes and expenses.**

Do not report income or expenses for customwork or agricultural services provided for others if operated as an entirely separate business from your agricultural operations.

► **Section 12 — Farm Operator Characteristics**

Report this information for the person who is responsible for the agricultural activities on this place. Normally, this is the person who does the work or directly supervises the work. He may be an owner, tenant, sharecropper, etc.

For partnerships, report information for the partner mainly in charge, or if in doubt, report for the eldest.

GENERAL

► (1) If additional forms are needed, write to the —

**Bureau of the Census
Agriculture Branch
1201 East Tenth Street
Jeffersonville, Indiana 47130**

► (2) To avoid unnecessary follow-ups, please complete the form and return it as soon as possible. Response to this inquiry is required by law (Title 13, U.S. Code).