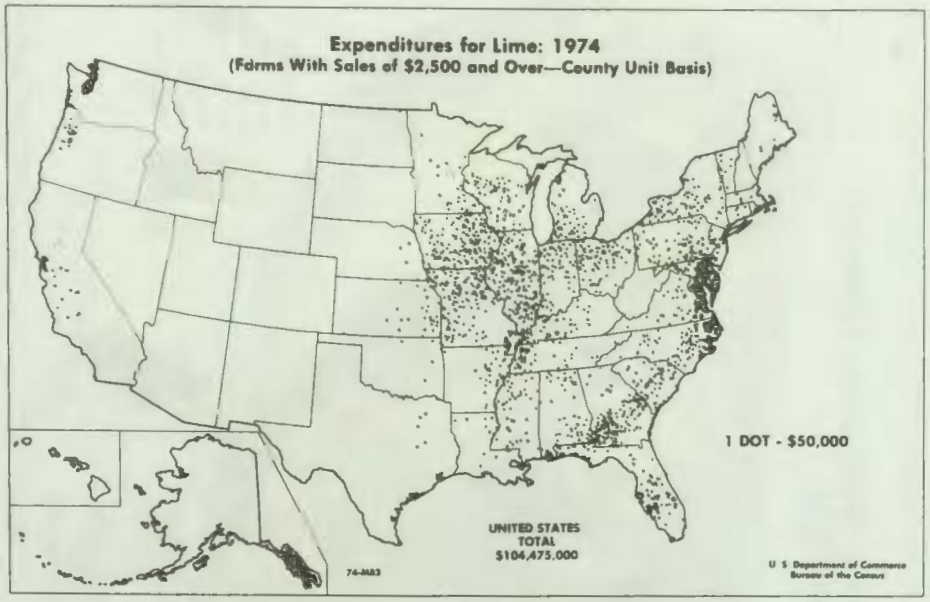
Expenditures for Lime: 1974
(Farms With Sales of $2,500 and Over—County Unit Basis)
1 DOT - $50,000
UNITED STATES
TOTAL
$104,475,000
74-M83
U S Department of Commerce
Bureau of the Census

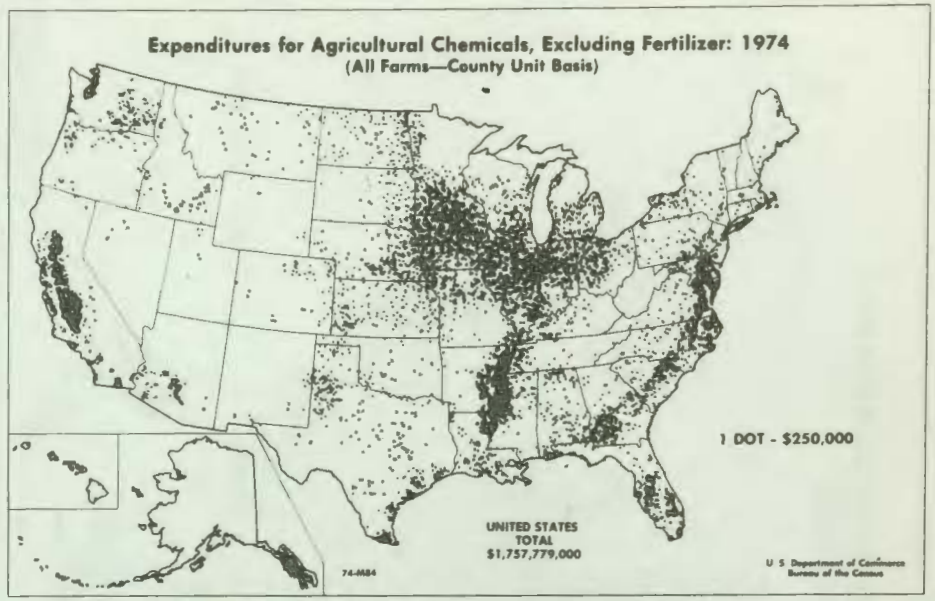
Expenditures for Agricultural Chemicals, Excluding Fertilizer: 1974
(All Farms—County Unit Basis)
1 DOT - $250,000
UNITED STATES
TOTAL
$1,757,779,000
74-M84
U S Department of Commerce
Bureau of the Census

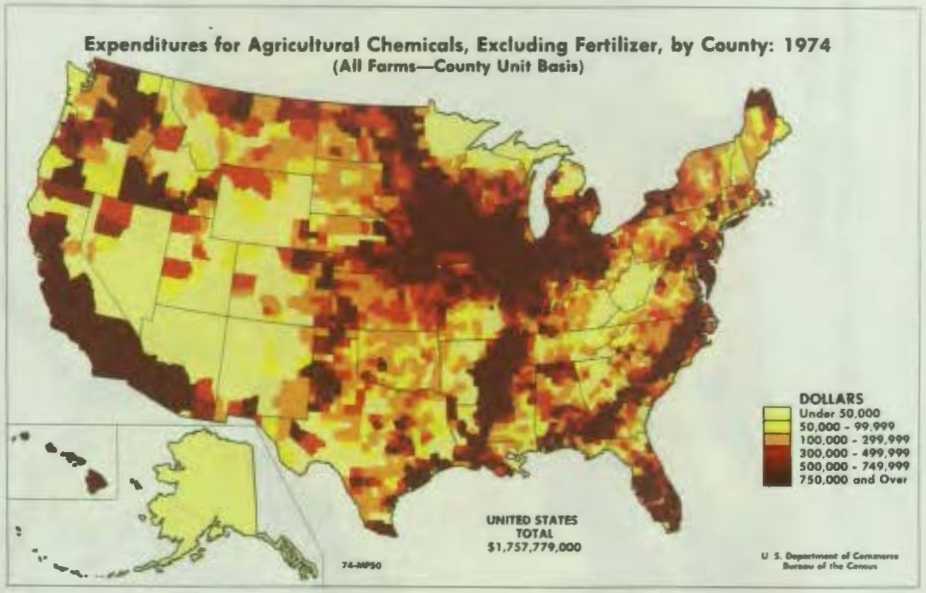
Expenditures for Agricultural Chemicals, Excluding Fertilizer, by County: 1974
(All Farms—County Unit Basis)
DOLLARS
Under 50,000
50,000 - 99,999
100,000 - 299,999
300,000 - 499,999
500,000 - 749,999
750,000 and Over
UNITED STATES
TOTAL
$1,757,779,000
74-MP50
U S. Department of Commerce
Bureau of the Census

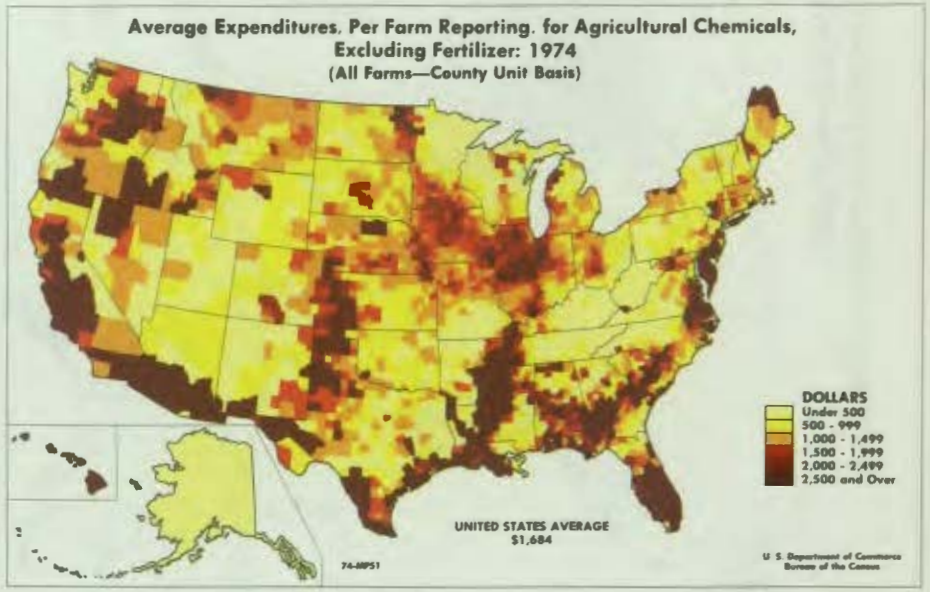
Average Expenditures, Per Farm Reporting, for Agricultural Chemicals,
Excluding Fertilizer: 1974
(All Farms—County Unit Basis)
DOLLARS
Under 500
500 - 999
1,000 - 1,499
1,500 - 1,999
2,000 - 2,499
2,500 and Over
UNITED STATES AVERAGE
$1,684
74-MP51
U S. Department of Commerce
Bureau of the Census