

Appendix A

Historical Notes

NINETEENTH CENTURY

Origins of the Census

The beginnings of the agricultural census stem from article I, section 2 of the Constitution of the United States, which requires an "enumeration" (the word "census" was not used) of the population of each State at least once every 10 years. The intent of the writers of this section was to provide for an equitable distribution of seats in the House of Representatives, but it was not long before the rapid growth of the Nation, in economic activity as well as population, prompted the Federal Government and other interested parties to look for some means of measuring that growth. The first effort in this direction was made when a number of items on the kind, quantity, and value of goods manufactured were included in the decennial census of 1810. The United States was, of course, primarily an agricultural nation, but it was not until the census of 1820 that any question concerning agriculture was included among the inquiries, and then it asked only how many people were engaged in agriculture. (About 70 percent of the population at that time was so engaged.)

The first attempt to collect information on agriculture as a national industry was made in the sixth decennial census, that of 1840. Inquiries on forest products, cereals, other crops, and livestock were included; and the results were published with the other census data. However, the agriculture statistics, which were collected by U.S. Marshals and their assistants under the overall supervision of the Secretary of State, were not sufficiently detailed or reliable to be useful and demands were made that more data be collected using methods that would insure accuracy.

Expansion of the Census

The 1850 census is considered the first "modern" enumeration in that it began to assume some of the specialized organization that has since characterized all the censuses. (In fact, a select committee of the House of Representatives recommended the establishment of a bureau of statistics, but that had to wait another 50 years.) Responsibility for the census was transferred from the Department of State to the newly created Department of the Interior. Separate sets of questions were prepared for collecting data on six subject areas, one of which was agricultural production.

The agricultural questionnaire requested data for a specified time period—inventories as of June 1, 1850, and production for the year ending on that date. Production quantities were asked for 32 crops, ranging from wheat and rye to silk cocoons and beeswax. For the first time the value, as well as the number on

hand, of livestock was requested, as was the value of orchard production, produce from market gardens, homemade manufactures, and slaughtered animals. Total counts of farms and of acreage and value of farmland were published for the first time and showed approximately 1.4 million farms with some 294 million acres under cultivation. The total value of land in farms, buildings, livestock, machinery, and equipment came to nearly \$4 billion.

The 1860 and 1870 censuses of agriculture were generally similar to the 1850 enumeration, although the 1870 data were presented using maps as well as statistical tables. For 1880 the immediate conduct of the census in the field was made the responsibility of local supervisors appointed by the President and confirmed by the Senate. These supervisors hired and trained enumerators and reviewed their work. The content of the agricultural schedule (questionnaire) itself was also altered for 1880, increasing the total number of inquiries and including questions on tenure, weeks of hired labor, costs of building and maintaining fences, and cost of fertilizer purchased. Furthermore, special questionnaires were prepared for collecting production data on cereals, meat, tobacco, hops, cotton culture and the cottonseed oil industry, forest products, fruitgrowing and orchards, and sheep and wool. Most of these special forms were individual, that is, a separate form was used to enumerate each operation and was either completed by an enumerator that specialized in the subject-matter area or by the respondent, who was asked to mail the completed questionnaire to the census office.

The expansion of the regular schedule continued for 1890, when questions were added on irrigated land, milk production, and produce for canning. Special questionnaires were once more used for certain operations and the population census schedule included requests for data on farm mortgages.

The 1900 agriculture schedule was generally similar to that used in 1890 except that race of operator was requested for the first time. The most significant change in procedures was the introduction of the use of punchcards and electric tabulating machines in the processing of the census data. The machines were first used in the 1890 population census, and were adapted for the agricultural enumeration with the development of an automatic sorting machine (needed because of the great number of crop cards used in processing) and the use of a new keypunch machine.

TWENTIETH CENTURY

General Information

Program developments—During the whole of the 19th century, the censuses were conducted by temporary organizations

established prior to the beginning of an enumeration (very often within a few weeks or months of the date) and disbanded once it was completed. This fleeting and informal organization proved less and less effective as the number of units reporting grew. By the turn of the century, the advantages of a permanent Bureau of the Census (workload distribution, capacity to carry out censuses and/or surveys in other than census years, enhanced planning capability, etc.) had become so obvious that, in 1902, Congress provided for its establishment. The new Bureau was first placed in the Department of the Interior, but after a decade it moved into the new Department of Commerce and Labor. When that was split into two separate Departments in 1913, the Bureau was incorporated into the Department of Commerce, where it has since remained.

Until after the turn of the century, agricultural censuses had been carried out solely as part of the decennial enumerations. This began to change in 1909, when Congress authorized the taking of a mid-decade census of agriculture in 1915 and every 10 years thereafter. While this action established the quinquennial agricultural enumeration, the section requiring one for 1915 was repealed and the first mid-decade enumeration was not carried out until 1925. In the meantime, other specialized censuses had been added to the agricultural operation: In 1910 a decennial census of irrigation was inaugurated, and in 1920, a census of drainage; these, along with agriculture, remained part of the decennial census program through 1950, while quinquennial censuses of agriculture were taken in years ending in "5." In 1952, Congress acted to change the dates of agricultural enumerations, legislating that they be taken for years ending in "4" and "9," with the irrigation and drainage censuses done only for years ending in "9." In 1972, the Bureau and the Department of Commerce recommended changing the dates of the agricultural censuses to years ending in "2" and "7," to bring them into conjunction with the other economic censuses. In 1976 Congress enacted a law directing that censuses of agriculture be taken in 1979, 1983, and every fifth year thereafter (i.e., for 1978, 1982, etc.). A special census of horticultural specialties, first taken as part of the 1890 census and then in conjunction with the agricultural censuses of 1930, 1950, 1959, and 1969, was again part of the 1978 census, but was not given the periodic status accorded to irrigation and drainage.

Reference and enumeration dates—Through 1950, the census of agriculture was normally taken in the spring, when the door-to-door enumeration was carried out in the censuses of population and housing. Data on farm production was requested for the previous calendar year and inventories were asked for as of the date of the enumeration. The 1920, 1925, 1935, and 1945 agricultural censuses were begun in January of those years (and hence carried some data for the previous years), while the 1954, 1959, and 1964 censuses were begun in the fall of those years and requested production date for the same year. (Specific enumeration dates varied from area to area as an attempt was made to sandwich the census canvassing between the harvest season and the onset of severe winter weather.) The use of the mailout/mailback technique, begun in the 1969 census, enabled

farm operators to report data immediately following the reference year, as report forms were mailed at the end of the year with a request that they be returned promptly. This permitted collection of inventory data as of December 31 of the reference year, making the data comparable to U.S. Department of Agriculture estimates, while leaving the reference year itself unchanged.

Enumeration—The traditional method of carrying out an agricultural census has been a farm-to-farm canvass, with an enumerator asking all the questions and completing the report form. For the 1950 census, however, the Bureau tried a new methodology; an interview questionnaire (i.e., one in which the questions are phrased as if they were being asked by an interviewer) was delivered to rural route boxholders. A letter was enclosed requesting each farm operator to complete the report form and hold it until an enumerator came to pick it up. This technique proved moderately successful and was used until 1969. (A version of this methodology was tried in 1925, 1930, and 1935, when the same procedures were used, except that the enumerator transcribed to the official census schedule any data entered by the respondent on a delivered questionnaire.)

The 1969 census saw the introduction of the mailout/mailback census in the agriculture enumeration. Address lists were compiled from the 1964 census records and listings from the Internal Revenue Service, Social Security Administration, and U.S. Department of Agriculture, and farm operators were mailed questionnaires together with letters requesting that they complete the report forms and mail them back to the Bureau. The use of enumerators in the field was restricted to the censuses of Puerto Rico and the outlying areas, and certain limited follow-up activities. The mailout/mailback technique was used again in the 1974 and 1978 censuses. The use of the mail procedure has presented certain problems, most notably the difficulty in compiling complete address lists and in obtaining timely responses from operators. When the coverage evaluation survey for the 1974 Census of Agriculture revealed that the incompleteness of the address register nearly duplicated the 1969 experience, a supplemental appropriation was sought and obtained to improve the accuracy of State totals for the 1978 census by incorporating the results of an area segment sample (see "Sampling" below). For 1969, 1974, and 1978, six or seven follow-up mailings, plus the enumeration by telephone of 70,000 to 100,000 cases over a period of several months, were necessary to obtain adequate response levels. Nevertheless, the advantages of the methodology, in saving tax dollars and in convenience to the farm operators, were considered to outweigh its drawbacks.

Questionnaire Format and Content

Format—A separate census of agriculture report form has been used for each farm since 1900, with the exception of 1945 when a booklet format provided for recording the data for one farm per line. The number of questions on any given census has varied widely, although the Bureau has generally tried to keep respondent burden as low as possible consistent with the

need for the data. These conflicting goals have led to a number of compromises in every census operation and to experiments during the 1940's and 1950's in "tailoring" report forms to the different regions of the country or even to individual States. In the 1940 census, this tailoring effort resulted in a special questionnaire for each of nine regions of the country. In 1945 this was reduced to seven such schedules, but for 1950 no fewer than 41 questionnaires tailored for States or groups of States were used. This enabled the Bureau to collect a great deal of data, but caused considerable processing and tabulating difficulties. For 1954, the total number of customized forms was reduced to 21 regional versions. The 1959 census once more saw 40 differing questionnaires, while for 1964 each State or outlying area had its own version (some 53 in all).

The advent of the mail census for 1969 saw the introduction of standardized A1 and A2 (short) report forms, with special questionnaires used only for Hawaii, the outlying areas, Puerto Rico, and agricultural services. Subjects covered only in decennial censuses of irrigation, drainage, and horticultural specialties also had special questionnaires. Except for design changes with regard to mail handling, a similar format was used for 1974. The 1978 census saw something of a return to more numerous report forms: there were sample and nonsample questionnaires, similar (in their use) to the A1 and A2, for agricultural operations, and four agricultural services forms, one for each major agricultural service activity. Differing ink colors were used on the forms to aid in processing and storage.

Content—In addition to a simple measure of production, the census of agriculture has been used to provide data on the effects of technological change on American agriculture and on the social and economic characteristics of farm operators and their families. Collection of these data on the agriculture report forms permits cross-tabulations of personal and farm data, providing a more complete picture of both agriculture and the agricultural population.

The 1920 census was the first to attempt to collect a significant amount of data on farmers' access to current technology. In addition to the usual production and inventory questions, farm operators were asked if they had gas or electric lighting in their homes, or if they owned any tractors, automobiles, or trucks. For 1930, the lighting item was narrowed to electricity only, while for 1940 an attempt was made to try to quantify the availability of electric power by asking if power was available within one-quarter mile of the farm, while other items asked what kinds of roads adjoined the farm, and whether it had a telephone. The 1945 census saw the addition of questions on the presence of new kinds of equipment, such as combines and milking machines, while items on other kinds of machinery and equipment (in 1950, cornpickers and pickup balers; in 1954, field forage harvesters, and so on) were added as the pace of the mechanization of agriculture increased.

Items on purely socioeconomic concerns (as opposed to borderline items such as electricity and telephones in the 1920's and 1930's) began to appear with the 1910 census when questions on hired labor were included. Over the years, increasing interest in measures of farm-versus-nonfarm employment and income have resulted in the addition of a number of questions

designed to collect data on those areas. While the race and tenure of farm operators has been asked in all the censuses of this century, the 1978 enumeration included an item on the ethnic background of the operator as well. Of more specifically economic interest, the agriculture census has been used to collect data for special studies of particular kinds of farms. In 1910, census data were used for a study of Southern plantations, and items were added in 1945, 1950, 1954, and 1959 to identify "multiple-unit operations," and landlord-tenant operations in the South. The 1969 census of agriculture report form was the first to inquire about the business organization of the farm (i.e., individual, partnership, corporation, etc.), an item that was also included on the 1974 and 1978 questionnaires. For 1978, an item on whether the land the respondent was operating was held under foreign ownership or control any time during the census year was included on the census form.

Sampling

The use of sampling as a statistical technique with regard to census of agriculture data received its first real stimulus in World War II. The need for an analysis of certain special problems relating to agriculture, given time and cost restraints, led to the sampling of the 1940 Census of Agriculture data for special tabulations. The experience gained in this operation, plus the fact that many of the inquiries requested by data users could not be practicably included on a general census form, led to the decision to incorporate the use of sampling in conducting the 1945 census.

Data required at the county level were asked of all farms, while data required on a State level were asked only of a sample of farms. For enumeration purposes, each county was divided into segments, each of which was expected to contain an average of five farms, and a 1-in-18 sample of segments was drawn, within which report forms that included the sample inquiries were used. In the meantime, various administrative records were used to identify and list the 50,000 farms with largest sales or the largest acreages or livestock inventories in 1945. The sample inquiries also were asked of these large farms, and their responses, in combination with the 1-in-18 sample of all other farms, were combined to provide a 1-in-14 sample of agricultural operations in the United States.

In 1950, the census once more covered all farms, but sample questions were asked of all large farms, i.e., those with sales of \$70,000 or more or with geographically variable acreage or livestock minimums, and one-fifth of all remaining farms. A similar sample technique was used in 1954, when special questions went to about 22.5 percent of all farms, and continued in use until 1969, when the mailout/mailback enumeration replaced the traditional farm-to-farm canvass.

The implementation of the mail census for 1969 also saw a change in the sampling frame used. A standard report form, the A1, was sent to all farms expected to have sales of \$2,500 or more, while a short form, the A2, was sent to 50 percent of all other operators. Sampling was not used in the 1974 enumeration; A1 forms were used for farms with sales of \$2,500 or more, while A2 forms were sent to all other operators. For 1978, the

Bureau once again drew a sample of the mailing list consisting of large farms (those with expected sales of at least \$40,000, although that limit was higher in some States) and abnormal farms (i.e., farms operated by institutions, such as hospitals, government agencies, etc.), and a 1-in-5 sample of all other farms with sales of \$1,000 or more. This yielded a sample of about 26 percent. Sample farms received a report form containing a number of additional items concerned with energy expenditures, production expenses, use of fertilizers, machinery and equipment, use of chemicals, and market value of land and buildings, as well as of the regular questions.

Further, because of the difficulty experienced in compiling a complete list of farm operators, an area segment sample was implemented to supplement the mailing list for the 1978 census. This sample consisted of approximately 6,400 area segments, each expected to contain about 10 farms. The sample segments were completely canvassed by enumerators. Farms enumerated in the area segment sample were matched to the mailing list; those that could not be matched were used to provide data for making estimates, at the State level, of the characteristics of farms not included on the census list. (For details of the area sample, see chapter 4.)

Follow-On Sample Surveys

In 1955, a sample survey of farm expenditures was conducted by mail; the operations in the sample were selected from respondents to the 1954 Census of Agriculture. Subsequently, each agriculture census program has included at least one follow-on survey. The 1959 and 1964 census programs included the 1960 and 1965 farm finance surveys; the 1969 census was augmented by the 1971 farm enterprise surveys (one for each of nine major type-of-farm enterprises, such as tobacco, poultry, etc.) and a farm finance survey. For 1974, the basic census form for farms with \$2,500 or more in sales included some finance questions, and follow-on surveys of corporate and business activities, farm and ranch partnership operations, and contracts and binding agreements were carried out.

For the 1978 census program, the Bureau carried out surveys of farm finance, farm and ranch irrigation practices, and farm energy use (all these operations used 1979 as the reference year). A census of horticultural specialties, covering all growers of greenhouse or nursery products, mushrooms, or sod that had sales of \$2,000 or more in 1978, was done at the same time. In order to avoid a double reporting burden on certain floriculturists in some 28 States in which the U.S. Department of Agriculture takes an annual survey of floriculture operations with sales of \$10,000 or more, a cooperative arrangement was negotiated whereby USDA collected the data from the growers on their list, using the full-scale horticultural specialties census report form, and forwarded the forms to the Census Bureau after extracting the floriculture data. (A similar arrangement had been used for the 1970 Census of Horticultural Specialties.)

Processing and Presenting the Data

The introduction of rudimentary mechanical processing and tabulating around the turn of the century was a major method-

ological innovation for the census. The processing methods used by the Bureau did not undergo a comparable alteration in methodology or equipment until the introduction of computers after World War II. Technological improvement did, of course, continue. In 1940, for example, the punchcards used in the census were subjected to the first mechanical editing; an electric collator compared the fields on each card for consistency as the cards passed through an electrical reading and editing station. Rejected cards were listed and clerically reviewed.

For the 1964 census, the data on the punchcards were transferred to magnetic computer tapes and most of the editing and tabulating was done by computer, using programs written for such operations. The computer systems included high-speed printers that produced copies of the programmed tables for review, correction, and rerun. The data were keyed directly to the magnetic tape for the 1974 census, skipping the punchcard process altogether, with a certain amount of editing performed electronically while the keying was carried out.

The major innovations in the presentation of agriculture census data in the 20th century as compared to the 19th, aside from separation from the decennial census publication program, have been (1) the publication of individual reports for States and counties; (2) a considerable increase in the number of special reports on subjects such as land tenure, use of machinery and equipment, farm chemicals, etc.; (3) the institution of graphic summaries of farm data as a regular part of the publication program; and (4) the availability to the user of data on computer tapes and microfiche.

The publication of State, county, and various special reports may be considered the natural result of the growth in demand for access to data. The graphic summaries, on the other hand, represent an attempt to present a considerable volume of data in other than purely tabular form. While agriculture census reports for 1870 and after generally included a number of charts and graphs, the first separate graphic publication was not produced until 1948. Using data from the 1945 agricultural census, this initial effort presented data on farm tenure and land use. The 1950 and later censuses saw expansion of this graphic summary program as it became a regular part of the publication process. The 1969 census graphic summary was the first to use computer-generated maps, of which it contained over 200, while the 1974 publication was further expanded to over 300 maps, as well as numerous computer-generated charts and graphs.

Agriculture census data on computer tape were first made available to data users in the 1964 census, when tapes of the preliminary data were prepared and offered for sale. The final data were used for the 1969 and 1974 census tapes, but the preliminary data were used again for 1978 in order that the Bureau might make tapes available to data users as quickly as possible after the census. The 1964 published reports were the first to be made available on microfiche; since then, production of microfiche of all published tabulations has been included as a regular part of the publication program. For 1978, the use of microfiche was expanded to include unpublished tabulations not available to users in any other form.

Appendix B

Key Personnel

INTRODUCTION

Several hundred people working at a wide variety of tasks were required to carry out the 1978 Census of Agriculture, but a relatively small number of these carried the principal responsibility for planning, developing, integrating, and supervising the various phases of the operation. This appendix is a directory of the key people in the executive staff, operating divisions, and various offices, who had these responsibilities during the conduct of the census, from July 31, 1977, through September 30, 1981.

EXECUTIVE STAFF

Director

The Director determined policies and directed the programs of the Bureau, taking into account applicable legislative requirements and the needs of users of statistical information. The Director was responsible for the conduct of the activities of the Bureau of the Census and for coordinating its statistical programs and activities with those of other Federal statistical agencies, with due recognition of the programs developed and regulations issued by the Department of Commerce and the Office of Management and Budget.

The Director was assisted by a Deputy Director who shared his responsibilities and carried out the duties of the Director in the latter's absence. During most of the 1978 census period there were six Associate Directors and seven Assistant Directors on the executive staff, as well as several Special Assistants, a Legal Advisor, and three Bureau units—the Public Information Office, the Program and Policy Development Office, and the Data User Services Division—that reported to the Director.

Daniel B. Levine, Acting Director, from Jan. 1981, and May-July 1979

Vincent P. Barabba, July 1979-Jan. 1981

Robert L. Hagan, Acting Director, Apr.-May 1979

Manuel D. Plotkin, to Apr. 1979

Alfred J. Tella, Special Adviser

Deputy Director

Daniel B. Levine, from May 1979

Robert L. Hagan, to May 1979

Theodore G. Clemence, Senior Advisor, from July 1980

Sherry L. Courtland, Senior Advisor, Dec. 1979-July 1980

Assistant Director for International Programs

(Established, Feb. 1980.)

Meyer Zitter, from Feb. 1980

Associate Director for Economic Fields

The Associate Director for Economic Fields planned and directed the economic statistical programs, and advised the Director in these fields. Aided by an Assistant Director for Economic and Agriculture Censuses (who was also the Chief of the Economic Census Staff), the Associate Director for Economic Fields supervised the Agriculture, Business, Construction Statistics, Economic Surveys, Foreign Trade, Governments, and Industry Divisions, as well as the Economic Census Staff and, from Aug. 1981, the Center for Economic Studies.

Shirley Kallek

Elmer S. Biles, Senior Economic Advisor, to July 1981

Elinor J. Champion, Economic Statistician, from Oct. 1979

Milton Eisen, Senior Economic Advisor, Jan. 1980-Feb. 1981

Leo J. Kearns, Special Assistant, to June 1978

Thomas L. Mesenbourg, Economic Statistician, from Feb. 1981

Sterling J. Nicholson, Economic Statistician

Max Shor, Special Assistant, to Aug. 1979

Assistant Director for Economic and Agriculture Censuses

Michael G. Farrell, from Aug. 1981

Richard B. Quanrud, to July 1981

Lawrence A. Blum, Special Assistant

Beverly M. Eng, Statistician, from Jan. 1980

Claggett A. Jones, Computer Specialist

Robert S. Taylor, Special Assistant

Center for Economic Studies

(Established, Aug. 1981.)

Gaylord E. Worden, Chief, from Aug. 1981

Associate Director for Information Technology

(Associate Director for Electronic Data Processing prior to Oct. 1979.)

This Associate Director planned and directed programs for electronic data processing operations and techniques, and advised the Director in these matters. He was responsible for the Computer Operations, Systems Support, Systems Development, and Technical Services Divisions.

W. Bruce Ramsay, from June 1978
James W. Turbitt, Acting Associate Director, to June 1978

Assistant Director for Computer Services
(Assistant Director for EDP Operations prior to Oct. 1979.)

Howard N. Hamilton, from May 1979

Automated Data Processing (ADP) Planning Staff
(Established, Oct. 1979.)

Richard L. Pauly, Acting Chief, from Mar. 1981
James R. Pepal, Chief, Oct. 1979-Mar. 1981

Associate Director for Administration
(Established, July 1979; formerly Associate Director, for Administration and Field Operations.)

The Associate Director provided administrative management services to all components of the Bureau of the Census and advised the Director in these matters. He directed the Administrative Services, Budget, Data Preparation (until July 1979), Data User Services (until July 1979), Field (until July 1979), Finance, Organization and Management Systems, Personnel, and Publications Services Divisions, the Decennial Processing Staff (until July 1979), and the Equal Employment Opportunity Office (from July 1979).

James D. Lincoln, from July 1979
James W. Turbitt, to Jan. 1979

Assistant Director for Administration
(Abolished, July 1979; reestablished, Feb. 1981.)

O. Bryant Benton, Acting Assistant Director, from Sept. 1981
Vacant, Feb.-Sept. 1981
James D. Lincoln, Feb.-July 1979

Assistant Director for Field Operations
(Abolished, July 1979.)

Curtis T. Hill, to July 1979

Associate Director for Field Operations
(Established, July 1979.)

This Associate Director planned and directed programs of field data collection and noncomputer-processing operations, and advised the Director in these matters. He directed the Data Preparation, Field, and Geography Divisions, and the Decennial Processing Staff.

C. Louis Kincannon, Acting Associate Director, from Aug. 1981
Shirley Kallek, Acting Associate Director, Oct.-Nov. 1979, and July-Aug. 1981
George E. Hall, Acting Associate Director, June-July 1981
Rex L. Pullin, May 1980-June 1981; Acting Associate Director, Nov. 1979-May 1980
Curtis T. Hill, July-Oct. 1979

Assistant Director for Processing
(Established, Feb. 1981.)

C. Louis Kincannon, Acting Assistant Director, from Aug. 1981
C. Thomas DiNenna, Mar.-July 1981

Associate Director for Statistical Standards and Methodology

This Associate Director planned and directed programs relating to the statistical adequacy of proposed collections and the application of appropriate statistical methodology and techniques, programs of geographic services (until July 1979), and programs for the enhancement of the availability and utility of data to meet State and local government needs, and advised the Director in these fields. This Associate Director supervised the Geography (until July 1979) and Statistical Research Divisions, the Center for Social Service Research (established Mar. 1979 as the Center for Human Factors Research; the name was changed in Aug. 1980), the Research Center for Measurement Methods, and the Center for Census Use Studies (the latter was incorporated into the Statistical Research Division in Apr. 1978 and, in July 1979, was transferred to the Data User Services Division as Census User Research).

Barbara A. Bailar, from Oct. 1979; Acting Associate Director, Aug.-Oct. 1979
Leon Gilford, Acting Associate Director, May-Aug. 1979
Robert L. Hagan, Acting Associate Director to Oct. 1977 and Mar.-May 1979
Harold Nisselson, Oct. 1977-Feb. 1979
Eli S. Marks, Chief Census Research and Technical Advisor, to Dec. 1980
Kirk M. Wolter, Senior Mathematical Statistician, from Nov. 1980

Assistant Director for Statistical Standards and Methodology
(Abolished, Feb. 1978.)

Vacant, from Oct. 1977
Harold Nisselson, to Oct. 1977

Assistant Director for Statistical Research
(Established, Feb. 1981.)

Roger H. Moore, from Mar. 1981

Associate Director for Demographic Fields

The Associate Director for Demographic Fields planned and directed the social and demographic statistical programs and advised the Director in these areas, as well as directed the Demographic Census and Demographic Surveys Divisions, and other divisions not immediately involved in the 1978 Census of Agriculture.

Meyer Zitter, Acting Associate Director, from Aug. 1981
Daniel B. Levine, Acting Associate Director, July-Aug. 1981
George E. Hall, July 1979-July 1981

Daniel B. Levine, Acting Associate Director, May-June 1979;
Associate Director to May 1979

DIVISIONS

Administrative Services Division

This division secured space, supplies, and equipment; arranged for communications, transportation, and related services; and designed the census questionnaires in conjunction with the Agriculture Division.

Robert L. Kirkland, Chief, from May 1981 (Acting Chief, Jan.-May 1981)

O. Bryant Benton, Acting Chief, June 1980-Jan. 1981

Henry J. Husmann, Chief, to June 1980

William C. Fanning, Assistant Chief, from July 1981

Daniel L. Levin, Assistant Chief, Feb. 1979-Sept. 1980

Robert N. Scheller, Assistant Chief, to Feb. 1979

Forms and Mail Management Branch

Albert W. Cosner, Chief

Property and Supply Branch

Carroll J. Cummings, Chief, Feb. 1979-June 1981

Daniel L. Levin, Chief, to Feb. 1979

Library and Information Branch

Betty B. Baxtresser, Chief

Records and Facilities Branch

George J. Sollo, Chief, from Nov. 1980

Peter E. Gagnon, Chief, Dec. 1978-Nov. 1980

Ralph E. Gooch, Chief, to Dec. 1978

Agriculture Division

The Agriculture Division formulated and developed overall plans and programs for the collection, processing, and dissemination of statistical data from surveys or censuses relating to agriculture, agricultural activities or products, equipment and facilities, irrigation and drainage enterprises, and cotton ginning. It planned and developed systems and prepared computer programs for the data-processing of agricultural information, and conducted research and prepared analytical reports, monographs, and special studies related to agricultural production in the United States.

Arnold L. Bollenbacher, Chief, from May 1980

Messrs. Arnold L. Bollenbacher, John E. Adkins, George E. Pierce, and Charles E. Rogers served as acting chief of the division for one month each during the period Jan.-Apr. 1980. Vacant, Jan. 1980-Apr. 1980

Orvin L. Wilhite, Chief, to Jan. 1980

Douglas J. Miller, Special Assistant, to Nov. 1980

Carol Cuellar, Administrative Officer, from Apr. 1981

Peggy Kelly, Administrative Officer, Jan. 1979-Aug. 1980

Lois G. Miller, Administrative Officer, to Jan. 1979

J. Thomas Miller, Consultant

John Ternus, Agriculture Information Specialist, from Jan. 1978

John E. Adkins, Assistant Chief, Operations

Joseph A. Horak, Assistant Chief, Agricultural Statistics, Nov.-May 1981

Arnold L. Bollenbacher, Assistant Chief, Agricultural Statistics, to Nov. 1980

Ralph A. Graham, Computer Systems Analyst

Edward J. James, Statistician, to Jan. 1981

Kenneth R. Norell, Assistant Chief, Special Surveys

George E. Pierce, Chief, Census Planning Staff

Patricia A. Clark, Statistician

Douglas J. Miller, Statistician, from Nov. 1980

Richard R. Storm, Statistician, to July 1980

Agriculture Census Programming Branch

(Established in Jan. 1979, when Programming Branch was divided into two branches.)

Billy Stark, Chief, from Nov. 1979

Stephen M. Schobel, Chief, Jan.-Nov. 1979

Martin S. Harahush, Computer Systems Analyst, from Jan. 1979

Morris A. Murray, Computer Programmer, from Jan. 1979

Sharon C. Spivey, Computer Programmer, from Jan. 1979

Special Census/Surveys Branch

(Established in Jan. 1979, when Programming Branch was divided into two branches.)

Lowell T. Wrucke, Chief, from Jan. 1979

Allen J. Blackburn, Computer Programmer, from Jan. 1979

Amozetta Ratliff, Computer Programmer, from Jan. 1979

Diane J. Simmons, Computer Programmer, from Jan. 1979

Vincent J. Vabolis, Computer Technician, from Jan. 1979

Programming Branch

(Abolished, Jan. 1979.)

Stephen M. Schobel, Chief, to Jan. 1979

Martin S. Harahush, Computer Systems Analyst, to Jan. 1979

Diane J. Simmons, Programmer, to Jan. 1979

Morris J. Murray, Programmer, to Jan. 1979

Billy E. Stark, Computer Systems Analyst, to Jan. 1979

Alberta L. Jackson, Technician, to Jan. 1979

Sharon C. Spivey, Computer Programmer, to Jan. 1979

Allen J. Blackburn, Computer Programmer, to Jan. 1979

Amozetta Ratliff, Computer Programmer, to Jan. 1979

William M. Sandusky, Computer Programmer, to Jan. 1979

Procedures Branch

Avon B. Floyd, Chief, from Aug. 1980 (Statistician, to Aug. 1980.)

Lloyd C. Brown, Chief, to Aug. 1980
 Henry B. Evans, Statistician
 Donald F. Cheza, Statistician, from Mar. 1978
 Beverly E. Battle, Statistician, from Apr. 1978

Farm Economics Branch

(Data Analysis Branch, Jan. 1980-Oct. 1981.)

John A. Blackledge, Chief
 Emile N. Hooker, Statistician
 Mary K. Richter, Statistician
 John H. Barrett, Statistician
 James A. Liefer, Statistician
 Joseph M. Miller, Statistician

Crop Statistics Branch

(Data Postcheck Branch, Jan. 1980-Oct. 1981.)

Donald R. Jahnke, Chief
 Hubert E. Sites, Statistician
 Carl N. McAllister, Statistician
 Frank J. Shelton, Statistician
 Neng W. Chin, Statistician
 Francis D. Tolson, Statistician, from Jan. 1978
 Paulette M. Bonchak, Statistician, from Jan. 1978

Livestock Statistics Branch

(Control and Analysis Branch, Jan. 1980-Oct. 1980.)

Thomas D. Monroe, Chief
 John A. Branch, Statistician
 Beverly Ann Fair, Statistician
 James C. Vogelsang, Statistician, from Jan. 1978
 Gordon H. Lester, Jr., Statistician
 Linda Jane Hutton, Statistician

Irrigation and Drainage Branch

Kenneth R. Norell, Acting Chief, from Nov. 1980
 Joseph A. Horak, Chief, to Nov. 1980
 William R. Adams, Statistician
 Frederick W. Ruggles, Statistician

Outlying Areas Statistics Branch

John C. Womack, Chief, from June 1980
 Kenneth R. Norell, Acting Chief, May 1979-June 1980
 William W. Perry, Chief, to May 1979
 Linda R. Walters, Statistician
 Manuel J. Ortiz, Statistician
 Demosthenes Biribilis, Statistician, from Jan. 1981

Agricultural Services Branch

(Abolished, June 1980.)

John C. Womack, Chief, to June 1980
 Demosthenes Biribilis, Statistician, to June 1980

Program Research and Development Branch

Darrell D. Prochaska, Chief

Jane Y. Dea, Statistician
 William C. Davie, Statistician

Research and Methods Branch

David D. Chapman, Chief, from June 1978
 Harold V. Edwards, Chief, to Dec. 1977
 Tommy W. Gaulden, Mathematical Statistician

Jeffersonville Staff

William A. Harlan, Statistician
 James C. Vogelsang, Statistician, to Jan. 1978
 Arlon M. Scott, Statistician

Farm and Ranch Identification Survey Branch

(Established, Sept. 1980.)

John H. Barrett, Chief, from Sept. 1980

Area Sample Survey Branch

(Established, Sept. 1980.)

Thomas J. Manning, Chief, from Apr. 1981
 Vacant, to Apr. 1981

Budget Division

This division performed budget functions that included the preparation of official budget estimates and justifications, and the allocation and control of funds.

Joseph P. Bellomo, Chief, from Sept. 1981
 Vacant, June-Sept. 1981
 Thomas E. Beck, Chief, to June 1981

Budget Control and Operational Analysis Branch

James P. Eaton, Chief, from Dec. 1981
 Vacant, Aug. 1980-Dec. 1981
 John J. Dycus, Chief, from Aug. 1980

Budget Planning and Presentation Branch

Daniel F. Owens, Chief

Program Budget Review and Authorization Branch

John J. Dycus, Chief, Aug. 1979-Aug. 1980
 Evelyn M. Hollabaugh, Chief, Sept. 1978-June 1980
 Ives G. Morony, Chief, to Sept. 1978

Computer Operations Division

This division operated and managed the electronic computers and related auxiliary equipment of the Bureau; planned and performed associated coordination services; and provided user services, such as documentation, source program optimization, programming methodologies, and standards to facilitate the use of the Bureau's automatic data processing (ADP) resources.

C. Thomas DiNenna, Chief, to Jan. 1981 and from July 1981

James R. Pepal, Acting Chief, Mar.-June 1981

Howard N. Hamilton, Acting Chief, Jan.-Mar. 1981

George M. Bowden, Assistant Chief, Administration, from Oct. 1981

James E. Steed, Assistant Chief, Operations, from June 1981

John E. Halterman, Assistant Chief, Operations, to June 1981

Joseph J. Sferrella, Assistant Chief, Hardware Support, from Sept. 1981

Joseph V. Marean, Assistant Chief, Hardware Support, Feb.-June 1981

Administrative Staff

(Established, Oct. 1979.)

Donald R. James, Administrative Officer, from Jan. 1980;
Budget Analyst, Oct. 1979-Jan. 1980

Computer Maintenance Branch

(Transferred from Systems Development Division, Feb. 1981.)

Vacant, from Sept. 1981

Joseph J. Sferrella, Chief, Feb.-Sept. 1981

Facilities Operations Branch

Willie E. Clark, Chief, from July 1981

Jesse J. Verdeja, Chief, to July 1981

Data Management Branch

John D. Hooper, Chief, from July 1981

Willie E. Clark, Chief, to July 1981

Peripheral Equipment Branch

(Transferred from Systems Development Division,
Feb. 1981; abolished, Oct. 1981.)

Joseph J. Sferrella, Acting Chief, June-Oct. 1981

Joseph V. Marean, Acting Chief, Feb.-June 1981

Maintenance Training and Diagnostics Branch

(Transferred from Systems Development Division,
Feb. 1981; abolished, Oct. 1981.)

Joseph J. Sferrella, Acting Chief, July-Oct. 1981

Robert P. Stephens, Chief, Feb.-July 1981

Systems Testing and Acceptance Branch

John D. Hopper, Acting Chief, from July 1981

Vacant, Aug. 1980-July 1981

Robert L. Mills, Chief, to Aug. 1980

Programming Methods and Standards Branch

(Abolished, Feb. 1981.)

Vacant, May 1980-Feb. 1981

William W. Lovelace, Chief, Oct. 1979-May 1980

Scheduling and Control Staff

(Established, Oct. 1979.)

Jesse J. Verdeja, Chief, from July 1981

John D. Hopper, Chief, Oct. 1979-July 1981

User Training and Information Branch

(Established, Oct. 1979; transferred to Systems
Support Division, Feb. 1981.)

Carol M. Vaughan, Chief, Oct. 1979-Feb. 1981

Computer Analysis and Management Branch

(Established, Oct. 1981.)

Gary H. Dickerson, Chief, from Nov. 1981

ADP Acquisition Staff

(Established, Oct. 1981.)

George M. Bowden, Acting Chief, from Oct. 1981

Data Preparation Division

This division performed large-scale clerical and related operations, such as labeling questionnaires, assembling mailing packages, precomputer editing and coding of returns, data entry, and clerical review of computer-generated reject records, and generated necessary correspondence related to these operations.

Don L. Adams, Chief

Patricia M. Clark, Assistant Chief, Operations, from July 1978

Kathern M. Clay, Assistant Chief, Methodology, Procedures and Quality Control, to Jan. 1979

Personnel Management Staff

Stanley M. Domzalski, Chief

Support Services Staff

Kurt L.G. Legait, Chief, from Apr. 1979

Management and Procedures Branch

Jerry L. Hartman, Chief

Operations Scheduling Staff

Jennie Spencer, Chief

Statistical Methods and Quality Control Branch

Juanita Jones, Chief

Data Systems Branch

George E. Wilson, Chief, from Feb. 1978

Vacant, Jan.-Feb. 1978.

Kurt L.G. Legait, Chief, to Dec. 1977

Geography Branch

Gary Doyle, Chief, from Sept. 1980
 Rebecca Lamon, Acting Chief, Feb.-Sept. 1980
 Wendell McManus, Chief, to Feb. 1980

Reproduction and Materials Distribution Branch

William L. Pangburn, Chief

Periodic Censuses Operations Branch

Patricia M. Clark, Acting Chief, from Jan. 1981
 Rebecca Lamon, Chief, to Jan. 1981

Agriculture Processing Section

Joyce Conn, Operations Officer, from Dec. 1980; Supervisory Operations Assistant, to Dec. 1980
 Betty Atkins, Mail Supervisor, Dec. 1978-Sept. 1979
 Keith Lacy, Supervisory Statistician, Nov. 1978-June 1980
 Darwin Abbott, Supervisory Statistical Assistant, Dec. 1978-Sept. 1980
 Lucille Avis, Supervisory Clerical Assistant, Dec. 1978-July 1980
 Linda Broadus, Supervisory Clerical Assistant, Dec. 1978-Aug. 1980
 Darrell Farabee, Supervisory Statistical Assistant, Oct. 1978-Feb. 1980
 Helen Fouts, Supervisory Statistical Assistant, Dec. 1978-Sept. 1979
 Fredella Haymaker, Supervisory Operations Assistant, Dec. 1978-Oct. 1979
 Kathy Holland, Supervisory Operations Assistant, Dec. 1978-Jan. 1980
 Doris Higdon, Supervisory Statistical Assistant, Dec. 1978-June 1980
 Helen Luse, Supervisory Statistical Assistant, Dec. 1978-Aug. 1980
 Kenneth Miller, Supervisory Statistical Assistant, Dec. 1978-Aug. 1980
 Frances Schaffstein, Supervisory Statistical Assistant, from Dec. 1979; Supervisory Operations Assistant, Dec. 1978-Dec. 1979
 Mary Alice Skeens, Supervisory Statistical Assistant, Dec. 1978-Jan. 1980
 Mary Ann Staples, Supervisory Operations Assistant, Dec. 1978-Sept. 1979
 Vera Stoner, Supervisory Statistical Assistant, Dec. 1978-Sept. 1980
 John Thomas, Supervisory Operations Assistant, Dec. 1978-Sept. 1979
 Mildred Tunget, Supervisory Statistical Assistant, Dec. 1978-Nov. 1980

Data User Services Division

This division planned, coordinated, and administered a comprehensive data dissemination and user services program to help users identify, acquire, understand, and use Census Bureau

products and services. It conducted seminars, workshops, and conferences; prepared user aids and reference materials, and promoted Bureau products and services; prepared statistical compendia; designed and developed special tabulations and distributable computer programs; served as the focal point for the coordination of requests for data tapes containing published and unpublished data, and maps; coordinated the Bureau's regional user services programs with State and local governments and other organizations; and prepared histories of the Census Bureau's activities.

Michael G. Garland, Chief

William Lerner, Assistant Chief, to Aug. 1979
 Donald S. Luria, Assistant Chief, to June 1980
 Marshall Turner, Assistant Chief, from Jan. 1980
 Paul T. Zeisset, Assistant Chief, from Jan. 1981

Census History Staff

Frederick G. Bohme, Chief
 Michael A. Hovland, Agriculture Census Historian

Customer Services Branch

Forrest B. Williams, Acting Chief, from Apr. 1980
 Larry W. Carbaugh, Chief, to Apr. 1980

Systems and Programming Staff

Larry Finnegan, Chief

State and Regional Programs Staff

(Established, Mar. 1979; State Data Center Staff, to Aug. 1980.)

Larry W. Carbaugh, Chief, from Apr. 1980
 Vacant, to Apr. 1980

Data Access and Use Staff

James P. Curry, Chief

User Training Branch

Deborah O. Barrett, Chief

Decennial Census Division

(Demographic Census Staff, to Mar. 1978)

This division provided overall direction for program planning for the 1980 Census of Population and Housing. In cooperation with the Agriculture Division, the Outlying Areas Branch of the Decennial Census Division prepared plans and materials for carrying out a census of agriculture for American Samoa and the Commonwealth of the Northern Mariana Islands.

Peter A. Bounpane, Acting Chief from Dec. 1980

Gerald J. Post, Acting Chief, Apr.-Dec. 1980

Messrs. Morris L. Gorinson, Gerald J. Post, and Clifton S. Jordan each served as Acting Chief of the division for one

month in rotation during the period Feb.-Apr. 1980

Gerald J. Post, Assistant Chief, Data Collection and Geography

Rachel F. Brown, Assistant Chief, Program Management, from Aug. 1980

Morris L. Gorinson, Assistant Chief, Program Management, July 1977-July 1980

Outlying Areas Branch

Irma F. Harahush, Acting Chief from July 1981

Carmina F. Young, Chief, July 1978-July 1980

Field Division

This division directed those segments of the censuses and supplemental surveys that were conducted by personal enumeration through the Bureau's regional and other field offices, and collected and edited questionnaires used in the Puerto Rico census.

Lawrence T. Love, Jr., Acting Chief, from Jan. 1981; Assistant Chief, Research and Methodology, to Jan. 1981

Messrs. Porter S. Rickley, Arthur G. Dukakis, and Stanley D. Moore each served as acting chief of the division for one month, on a rotational basis, during the period Oct.-Dec. 1980.

Richard C. Burt, Chief, Aug. 1979-Aug. 1980; Acting Chief, June-Aug. 1979

Curtis T. Hill, Acting Chief, Apr.-June 1979

Forrest P. Cawley, Chief, July 1978-Apr. 1979

Curtis T. Hill, Chief, to July 1978

George T. Reiner, Assistant Chief, Economic Programs, from June 1979

Charles H. Hancock, Assistant Chief, Management, from July 1981

Cecil B. Matthews, Assistant Chief, Management, to June 1981

Field Methods Research Staff

Richard F. Blass, Chief, from Apr. 1977

Training Branch

Vacant, June-Sept. 1981

Marilyn McKenna, Chief, to May 1981

Economic Surveys Branch

Jonathan Spendlove, Chief, from Oct. 1979

Darren F. Althouse, Chief, to Sept. 1979

Michael Weiler, Survey Statistician

Regional Offices

Atlanta, Ga.

Forrest P. Cawley, Director, from Apr. 1979

Thomas W. McWhirter, Director, to Feb. 1979

John A. Kazmaier, Jr., Assistant Director, from Jan. 1981

James Avore, Assistant Director, June 1979-Jan. 1981

Wayne Wall, Data User Services Officer

Boston, Mass.

Arthur G. Dukakis, Director

Leo J. Kearns, Assistant Director, from Jan. 1981

George H. Catts, Assistant Director, June 1979-Jan. 1981

George T. Reiner, Assistant Director, to May 1979

Judith Cohen, Data User Services Officer

Charlotte, N.C.

Joseph Harris, Director, from June 1981; Acting Director, Jan.-June 1981; Assistant Director, from Nov. 1980

Joseph R. Norwood, Director, to Jan. 1981

John E. Bell, Assistant Director, to Nov. 1980; Supervisory Survey Statistician, from Nov. 1980

Lawrence McNutt, Data User Services Officer

George M. Reynolds, Jr., Technician

Chicago, Ill.

Stanley D. Moore, Director

James L. Johnson, Assistant Director, from Jan. 1981

Dwight Dean, Assistant Director, to Jan. 1981

Stephen Laue, Data User Services Officer

Dallas, Tex.

John E. Reeder, Jr., Director, from Oct. 1980; Acting Director, Aug.-Oct. 1980

Percy R. Millard, Director, to Aug. 1980

Bennie Daniels, Assistant Director, from Sept. 1980

Eugene T. Flynn, Assistant Director, to Sept. 1980

Valerie M. McFarland, Data User Services Officer

Denver, Colo.

William F. Adams, Director, from June 1981; Acting Director, Feb.-June 1981; Assistant Director, to Feb. 1981

Leo C. Schilling, Director, Dec. 1979-Feb. 1981; Acting Director, Aug.-Dec. 1979

Richard C. Burt, Director, to Aug. 1979

Gerald O'Donnell, Data User Services Officer

Detroit, Mich.

Robert G. McWilliam, Director

Robert J. Peterson, Assistant Director

Timothy Jones, Data User Services Officer

Kansas City, Kans.

Marvin L. Postma, Director, from June 1980; Acting Director, Jan.-June 1980

Vacant, Nov.-Dec. 1979

Rex L. Pullin, Director, to Nov. 1979

Gene Bremer, Assistant Director, to Aug. 1981

Stephen T. Mann, Assistant Director, from Oct. 1980

Kenneth Wright, Data User Services Officer

Los Angeles, Calif.

C. Michael Long, Director
 Dean Schroeder, Assistant Director
 Elden J. Steinfeld, Data User Services Officer

New York, N.Y.

William F. Hill, Director, from Mar. 1980; Acting Director,
 Jan.-Mar. 1980; Assistant Director, to Jan. 1980
 John C. Cullinane, Director, to Jan. 1980
 Richard L. Bitzer, Assistant Director, from July 1980
 Jeffery Hall, Data User Services Officer

Philadelphia, Pa.

John Kuntz, Acting Director, from June 1981
 Porter S. Rickley, Director, to June 1981
 Assistant Director, Vacant, from June 1981
 David Lewis, Data User Services Officer

Seattle, Wash.

Leo C. Schilling, Director, from Feb. 1981
 Dannie L. Martin, Acting Director, Jan.-Feb. 1981; Assistant
 Director, from Feb. 1981
 John E. Tharaldson, Director, to Jan. 1981
 Larry Hartke, Data User Services Officer

Finance Division

This division performed financial analysis, maintained financial accounts, coordinated payroll and leave audits, and prepared financial reports.

William A. Prentice, Chief

General Accounting Branch

Russell S. Price, Chief, from Oct. 1980
 Carl H. White, Chief, to Oct. 1980

Control Accounts Section

Herman H. Marcelle, Chief

Payroll Section

Gladys Martinez, Chief, from June 1981
 Joyce H. Long, Chief, to June 1981

Management Accounting Branch

Donald L. Howard, Chief

Reports and Analysis Section

William L. Love, Chief

Cost and Payments Section

Connie J. Vahovic, Chief

Systems Accounting Staff

Linda J. Vacheresse, Chief

Organization and Management Systems Division

This division planned and conducted management analysis and support functions, including the carrying out of organizational improvement studies, maintenance and control of the Bureau's integrated administrative data base, systems designs and inspection, and other management analysis and research duties.

Michael S. McKay, Acting Chief, from Sept. 1981; Assistant
 Chief, to Sept. 1981
 O. Bryant Benton, Chief, to Sept. 1981

Administrative Systems Branch

(Administrative Data Processing
 Branch, to Oct. 1980.)

Jane S. Munsey, Chief, from Feb. 1978
 Vacant, to Feb. 1978

Automatic Data Processing Operations Branch

(Established, Oct. 1980.)

William J. Lyons, Chief, from Dec. 1980
 Jane S. Munsey, Acting Chief, to Dec. 1980

Directives and Reports and Management Branch

F. Dale Ferrar, Chief, from Sept. 1978
 Vacant to Sept. 1978

Management Services Branch

Ives Morony, Chief

Management Systems and Inspection Branch

Michael S. McKay, Acting Chief, from June 1981
 Bernard H. Cranford, Chief, to June 1981

Personnel Division

This division provided personnel management services, which included position classification and pay administration, recruitment and employment, employee relations and services, labor relations, selection research and validation, and related personnel operations.

David P. Warner, Chief, from Dec. 1980
 George M. Bowden, Chief, to Dec. 1980
 Russell L. Valentine, Assistant Chief, from Dec. 1980

Classification Branch

(Established, Apr. 1980.)

Robert Bush, Chief, from Apr. 1980

Employee Relations and Services Branch

Russel L. Valentine, Acting Chief, from Sept. 1981
 George J. Sabo, Chief, Mar. 1980-Sept. 1981; Acting Chief,
 Jan.-Mar. 1980
 Larry K. Goodwin, Chief, to Jan. 1980

Employment and Classification Branch
(Abolished, Apr. 1980.)

David P. Warner, Chief, to Apr. 1980

Employment Branch
(Established, Apr. 1980.)

Bettie Bryant, Chief, from Apr. 1980

Employee Development Branch
(Abolished, Apr. 1980.)

Barbara Stanard, Acting Chief, to Apr. 1980

Processing Branch
(Operations Branch, to Apr. 1980.)

Beverly M. Harley, Chief, from June 1981
Virginia Grimley, Chief, to June 1981

Upward Mobility Office
(Abolished, Apr. 1980.)

Barbara Stanard, Chief, to Apr. 1980

Personnel Research Branch
(Selection Research and
Validation Branch, to Oct. 1980.)

Barbara H. Lacey, Chief

Training and Career Development Branch
(Established, Apr. 1980.)

Barbara Stanard, Chief, from Apr. 1980

Special Programs and Evaluation Staff
(Established, Mar. 1981.)

Kathleen M. Hurrell, Chief, from Mar. 1981

Program and Policy Development Office

In consultation with the Director's office, this unit assisted in the overall planning and evaluation of Bureau-wide programs; reviewed and evaluated program accomplishments in relation to plans; served as the focal point for determining and assessing goals and long-range policy and resource plans for the Bureau as a whole and provided emergency planning support to the Bureau; advised on all congressional matters related to the Bureau's activities, and served as the primary point of coordination on such activities with the Congress in collaboration with the Departmental Office of Congressional Affairs.

Sherry L. Courtland, Chief, from July 1980; Assistant Chief, to Dec. 1979

Theodore G. Clemence, Chief, to July 1980

Mark F. Ferber, Congressional Affairs Advisor, from Feb. 1980

Penelope E. Harvison, Congressional Liaison Officer

Public Information Office

This office directed the information, publicity, and press relations programs for the censuses, including preparation and dissemination of press releases and articles to general and specialized news media, and provided other assistance to news representatives.

Daniel B. Levine, Acting Chief, from June 1981

Henry H. Smith, Chief, to June 1981

Eugene M. Cagle, Assistant Chief

Richard Ritter, Public Information Specialist

Publication Services Division

This division provided editorial, design and composition, and printing services for census questionnaires and publications.

Raymond J. Koski, Chief

Wayne Massey, Special Assistant, from Dec. 1979

Printing Branch

Milton S. Andersen, Chief

Sarajane Goodwin, Printing Specialist

Publications Planning and Graphics Branch

Gerald A. Mann, Chief

Deborah L. Callison, Editor

Publications Composition Branch

Arlene Duckett, Chief, from Dec. 1979

Wayne Massey, Chief, to Dec. 1979

Systems Development Division

(Established, Oct. 1979.)

This division planned and developed general-purpose applications of new technology to the solution of Bureau problems, researched new programming languages and techniques, and conducted research and development concerned with requirements for new technology and future systems designs for various programs of the Bureau.

Judy M. Bedell, Chief, from Oct. 1979

Jerry Bell, Assistant Chief, Applied Technology, from Dec. 1979

Samuel Thompkins, Acting Assistant Chief, Computer Sciences, from June 1980

William T. Alsbrooks, Assistant Chief, Computer Sciences, Oct. 1979-Apr. 1980

Sharon Beltz, Administrative Liaison and Budget Analyst, from Oct. 1979

Computer Programming Research Staff
(Abolished, Dec. 1980.)

Eli Hellerman, Chief, Oct. 1979-Dec. 1980

Data Base Management Systems Branch

Howard R. Prouse, Chief, from Feb. 1981

Warren Besore, Chief, Apr. 1980-Feb. 1981; Computer Programmer, Oct. 1979-Apr. 1980

Jerry Bell, Acting Chief, Dec. 1979-Apr. 1980

Melroy D. Quasney, Acting Chief, Oct.-Dec. 1979

Future Systems Design Staff

(Future Systems Design Branch,
to June 1980.)

Samuel Thompkins, Chief, from June 1980

Vacant, Apr.-June 1980

Melroy Quasney, Chief, Dec. 1979-Apr. 1980

B. Thomas Taylor, Chief, Oct.-Nov. 1979

Generalized Software Development Branch

Lynn A. Hollabaugh, Chief, Apr. 1980-Oct. 1981

Jerry Bell, Acting Chief, Dec. 1979-Apr. 1980

Melroy Quasney, Chief, Oct.-Dec. 1979

Graphic Software Branch

Bernard E. Baymler, Chief, from May 1980

Lynn Hollabaugh, Acting Chief, Apr.-May 1980

Lawrence E. Cornish, Chief, Oct. 1979-Apr. 1980

Geographic Data Base Development Staff

Judy M. Bedell, Acting Chief, from Apr. 1980

William Alsbrooks, Acting Chief, Dec. 1979-Apr. 1980

Matthew A. Jaro, Chief, Oct.-Dec. 1979

Systems Support Division

(Established, Oct. 1979.)

This division planned for and provided the activities required to maintain the Bureau's computers, communication facilities, and auxiliary hardware at required levels of operating effectiveness; and developed, modified, and maintained operational support software at performance levels necessary to meet mission objectives.

Larry J. Patin, Chief, from Oct. 1979

B. Thomas Taylor, Assistant Chief, Software Support, from Nov. 1979

Joseph V. Marean, Assistant Chief, Hardware Support, Oct. 1979-Feb. 1981

Computer Maintenance Branch

(Transferred to Computer Operations Division, Feb. 1981.)

Joseph J. Sferrella, Chief, Oct. 1979-Feb. 1981

Programming Assistance and Languages Branch

(Established, Feb. 1981; formerly Languages and Special Processors Branch, System Support Division, and Programming Methods and Standards Branch (part), Computer Operations Division.)

Charles C. King, Chief, from Dec. 1979

Maintenance Training and Diagnostics Branch

(Transferred to Computer Operations Division, Feb. 1981.)

Robert P. Stephens, Chief, Oct. 1979-Feb. 1981

Operating Systems Branch

Gary H. Dickerson, Chief, from Oct. 1979

Peripheral Equipment Branch

(Transferred to Computer Operations Division, Feb. 1981.)

Vacant, Apr. 1980-Feb. 1981

Joseph E. Forkish, Chief, Oct. 1979-Apr. 1980

Peripheral Systems Branch

Ronald R. Swank, Chief, from June 1980

Vacant, Oct. 1979-June 1980

User Training and Information Branch

(Transferred from Computer Operations Division, Feb. 1981.)

Vacant, from Apr. 1981

Carol M. Vaughan, Chief, Feb.-Apr. 1981

Technical Services Division

This division planned and performed engineering services, including research, development, and maintenance, to provide and support electro-mechanical and electronic equipment required for automated document handling and data capture; and provided for a developmental program for devising solutions to data communication problems.

Robert E. Joseph, Chief, from Sept. 1981; Acting Chief, June-Sept. 1981; Assistant Chief, from Oct. 1979

McRae Anderson, Chief, Oct. 1979-June 1981

Engineering Services Branch

Robert J. Varson, Chief, from Oct. 1979

Special Projects Branch

Robert F. Clark, Chief, from Oct. 1979

Data Capture Systems Branch

Carl A. Walker, Chief, from Oct. 1979

FOSDIC Applications Branch

Erne E. Wilkins, Chief, from Oct. 1979

Appendix C

Advisory Committee on Agriculture Statistics

The Census Advisory Committee on Agriculture Statistics was established by the Secretary of Commerce in 1952, at the direction of the Office of Management and Budget. The Committee's mission is to advise the Director of the Bureau of the Census on the kinds of information to be obtained and published, based on the data needs of major agriculture-oriented organizations, their members, and other users of agricultural statistics.

The organizations represented on the Committee take part at the invitation of the Secretary of Commerce. Each participating organization appoints a member, subject to the concurrence of the Director of the Bureau of the Census. Members serving during the 1978 census period are listed below:

Organization	Representative
Agricultural Publishers Association	Richard J. Pommrehn
American Agricultural Economics Association	Bruce L. Gardner, from 1979 Luther Tweeten, 1978-1979 M.L. Upchurch, to 1978
American Farm Bureau Federation	John Hosemann, from 1978 W.E. Hamilton, to 1978
American Farm Bureau Women's Committee	Vacant from 1981 Mrs. Guy Gross, 1978-1981 Mrs. Chester Smith, to 1978
American Feed Manufacturers Association	Norman Coats
American Meat Institute	Dewey Bond
Conference of Consumer Organizations	William Fosse, from 1981 Sally Hatfield, 1978-1981 Vacant, 1977-1978 Robert L. Caummisar, to 1977
Farm and Industrial Equipment Institute	LeVon S. Fife

Organization	Representative
Federal Statistics Users' Conference	John T. Wilkens, from 1980 Carleton C. Dennis, to 1980
The Irrigation Organization	Thomas J. Schiltz
National Agri-Marketing Association	Orville M. Thompson
National Agricultural Chemicals Association	Dudley Clark
National Association of State Universities and Land-Grant Colleges	Louis M. Thompson
National Council of Farmer Cooperatives	Paul Weller
National Farmers Organization	Ann Bornstein, from 1979 Charles Frazier, to 1979
National Farmers Union	John Stencil
National Food Processors Association	Yuli Wexler, from 1979 Lawrence Van Meir, to 1979
The National Grange	Robert Frederick
Rural Sociological Society	Ronald C. Wimberly, from 1981 Richard D. Rodefelf, to 1981 Kenneth R. Farrell
*U.S. Department of Agriculture Economics, Statistics and Cooperatives Service (member organization of the Committee, 1977-1980)	
*U.S. Department of Agriculture, Statistical Reporting Service (member organization of the Committee to 1977, and from 1980)	William Kibler

*Administrator is ex-officio member. The Economics, Statistics and Cooperatives Service (ESCS) was formed in 1977 by combining the Statistical Reporting Service (SRS) and the Economic Research Service (ERS), both of which were represented on this Committee until that time. When ESCS was dissolved in 1980, SRS was reinstated on the Committee, but ERS was not.

1978 Census of Agriculture Data User Conferences

Date	Location	Sponsors ¹
Oct. 22, 1980	Albany, N.Y.	Departments of Rural Sociology and Agricultural Economics, Cornell University New York State Data Center, New York State Department of Commerce
Nov. 18, 1980	Indianapolis, Ind.	Cooperative Extension Service, Purdue University Indiana Bankers Association Indiana Department of Commerce Indiana Farm Bureau Co-op Indiana Food Processors Association Indiana Meat Packers Association Indiana Retail Grocers Association Indiana State Chamber of Commerce Indiana State Library School of Business, University of Indiana
Nov. 19, 1980	St. Louis, Mo.	Center for Urban and Environmental Research and Services, Southern Illinois University Doane Agricultural Service, Inc. Illinois State Data Center Cooperative Industry and Trade Administration, U.S. Department of Commerce Missouri State Data Center St. Louis Regional Office, U.S. Department of Commerce
Dec. 4, 1980	Madison, Wis.	Wisconsin State Data Center
Jan. 28, 1981	Nashville, Tenn.	Economics and Statistics Service, U.S. Department of Agriculture Middle Tennessee Chapter, American Statistical Association Tennessee Department of Agriculture Tennessee State Data Center
Jan. 30, 1981	Tallahassee, Fla.	Center for Professional Development and Public Service, Florida State University Florida Department of Agriculture Florida Department of Commerce
Feb. 3, 1981	Kansas City, Mo.	Agribusiness Development Council, Chamber of Commerce of Greater Kansas City Missouri State Data Center Missouri State Library
Feb. 5, 1981	College Station, Tex.	Department of Rural Sociology, Texas A & M University Texas Agricultural Experiment Station Texas Agricultural Extension Service
Feb. 10, 1981	College Park, Md.	Delaware State Data Center Department of Agricultural and Resource Economics, University of Maryland Maryland State Data Center New Jersey State Data Center Pennsylvania State Crop Reporting Service Virginia State Data Center

¹ The Bureau of the Census was a cosponsor of all of the data user conferences.

Date	Location	Sponsor ¹
Mar. 3, 1981	Corvallis, Oreg.	Extension Service, Oregon State University Oregon State Data Center
Mar. 5, 1981	Fresno, Calif.	Extension Service, University of California Fresno County & City Chamber of Commerce California State Data Center U.S. Department of Agriculture, State Coordination & Administration Committee,
Apr. 1, 1981	Bloomington, Ill.	Community Research Services, College of Continuing Education and Public Service, Illinois State University Illinois Farm Bureau Illinois State Data Center
Apr. 8, 1981	Ames, Iowa	College of Agriculture and Cooperative Extension Service, Iowa State University Iowa Department of Agriculture Iowa Department of Soil Conservation Iowa State Data Center
Apr. 22, 1981	Baton Rouge, La.	Department of Experimental Statistics, Louisiana State University Louisiana State Data Center
Apr. 23, 1981	Little Rock, Ark.	Arkansas State Data Center College of Agriculture and Home Economics, Department of Agricultural Economics, Department of Agricultural Economics and Rural Sociology, and Industrial Research and Extension Center, University of Arkansas

¹The Bureau of the Census was a cosponsor of all of the data user conferences.

Publications in Selected Series

Preliminary reports were published for all counties (for combined districts in Alaska) with 10 or more farms during the census period, each State, geographic regions, and the U.S. Each report consisted of four pages of data and sold for 25 cents.

Volume 1, *State and County Data* reports were published for the United States, each State, Puerto Rico, Guam, the Virgin Islands, American Samoa, and the Northern Mariana Islands. Each State report contained State summary data and a separate set of tabulations for each county (or equivalent) in the State

with 10 or more farms during the census year. Volume 3, *Agricultural Services*, was a single report showing data for the U.S., the District of Columbia, and for States and counties. Volume 4, *Irrigation*, was also a single report, with tabulations for regions, divisions, States, and drainage basins. Volume 5, *Special Reports*, was a series of eight separate reports addressing particular subjects, including the data from the follow-on survey program, the graphic summary, and this procedural history.

Preliminary Reports

Geographic division and State	No. of reports	Date approved for printing		Date published	
		First report	Last report	First report	Last report
United States	1	—	—	—	12/3/80
Northeast Region	1		11/10/80		12/3/80
North Central Region	1		11/10/80		12/3/80
South Region	1		11/10/80		12/3/80
West Region	1		11/10/80		12/3/80
New England					
Maine	17	5/9/80	5/9/80	5/22/80	5/22/80
New Hampshire	11	5/2/80	5/2/80	5/14/80	5/14/80
Vermont	15	4/29/80	5/7/80	5/13/80	5/22/80
Massachusetts	13	5/8/80	5/8/80	5/22/80	5/22/80
Rhode Island	6	4/10/80	4/10/80	4/29/80	4/29/80
Connecticut	9	4/30/80	4/30/80	5/14/80	5/14/80
Middle Atlantic					
New York	59	6/26/80	7/9/80	7/16/80	7/29/80
New Jersey	21	5/27/80	6/10/80	6/11/80	6/24/80
Pennsylvania	67	6/25/80	7/9/90	7/22/80	7/29/80
East North Central					
Ohio	89	7/22/80	8/4/80	8/1/80	9/2/80
Indiana	93	8/8/80	8/25/80	8/2/80	9/15/80
Illinois	103	6/23/80	6/27/80	7/11/80	7/22/80
Michigan	83	7/28/80	8/4/80	8/14/80	8/27/80
Wisconsin	72	4/7/80	4/7/80	4/17/80	4/21/80
West North Central					
Minnesota	87	10/21/80	10/28/80	11/7/80	11/24/80

Preliminary Reports—Continued

Geographic division and State	No. of reports	Date approved for printing		Date published	
		First report	Last report	First report	Last report
Iowa	100	6/17/80	6/26/80	7/7/80	7/18/80
Missouri	155	7/25/80	8/6/80	8/25/80	9/2/80
North Dakota	54	10/6/80	10/8/80	10/20/80	10/24/80
South Dakota	64	9/15/80	9/15/80	9/30/80	10/8/80
Nebraska	94	8/11/80	8/13/80	9/3/80	9/15/80
Kansas	106	8/24/80	10/10/80	9/15/80	10/31/80
South Atlantic					
Delaware	4	1/9/80	1/9/80	1/28/80	2/7/80
Maryland	24	10/20/79	10/30/79	10/22/79	11/26/80
Virginia	98	6/18/80	7/11/80	7/10/80	7/30/80
West Virginia	54	4/25/80	5/2/80	5/6/80	5/14/80
North Carolina	100	9/2/80	9/3/80	9/22/80	9/26/80
South Carolina	47	9/30/80	9/30/80	10/20/80	10/24/80
Georgia	160	11/10/80	11/10/80	12/4/80	12/8/80
Florida	67	11/7/80	11/13/80	11/24/80	11/24/80
East South Central					
Kentucky	121	7/11/80	7/14/80	7/28/80	8/1/80
Tennessee	96	6/27/80	7/2/80	7/23/80	7/29/80
Alabama	68	9/3/80	9/11/80	9/25/80	10/1/80
Mississippi	83	10/8/80	10/14/80	10/31/80	11/24/80
West South Central					
Arkansas	76	8/14/80	8/25/80	9/9/80	9/15/80
Louisiana	64	9/2/80	9/11/80	9/26/80	10/23/80
Oklahoma	78	9/24/80	9/24/80	10/15/80	10/24/80
Texas	255	11/24/80	11/26/80	12/11/80	1/15/81
Mountain					
Montana	57	10/23/80	10/29/80	11/20/80	11/24/80
Idaho	45	7/29/80	8/4/80	8/27/80	8/28/80
Wyoming	24	5/27/80	6/6/80	6/11/80	6/24/80
Colorado	62	7/9/80	7/25/80	7/29/80	8/14/80
New Mexico	32	11/6/80	11/13/80	11/21/80	12/4/80
Arizona	15	9/22/80	9/22/80	10/15/80	10/23/80
Utah	30	8/14/80	8/21/80	9/8/80	9/15/80
Nevada	17	8/11/80	8/15/80	9/8/80	9/15/80
Pacific					
Washington	40	6/26/80	6/27/80	7/22/80	7/24/80
Oregon	37	6/2/80	8/14/80	6/18/80	6/18/80
California	57	7/28/80	7/18/80	9/8/80	9/9/80
Alaska	6	7/18/80	7/18/80	7/29/80	8/1/80
Hawaii	5	8/22/80	8/26/80	9/15/80	9/15/80

Volume 1, State and County Data

Part No.	State and outlying area	No. of books	Date published	No. of pages	Price
1	Alabama	1	7/28/81	588	\$11.00
2	Alaska	1	7/9/81	196	6.00
3	Arizona	1	7/15/81	280	7.00
4	Arkansas	1	7/9/81	624	11.00
5	California	1	6/25/81	532	11.00
6	Colorado	1	7/17/81	544	11.00
7	Connecticut	1	4/2/81	232	6.50
8	Delaware	1	1/14/81	212	6.50
9	Florida	1	6/30/81	578	11.00
10	Georgia	2	8/3/81	1,112	17.00
11	Hawaii	1	7/24/81	192	6.00
12	Idaho	1	6/4/81	192	9.00
13	Illinois	1	5/18/81	780	11.00
14	Indiana	1	5/21/81	720	12.00
15	Iowa	1	5/21/81	756	11.00
16	Kansas	1	7/2/81	792	13.00
17	Kentucky	1	6/25/81	880	13.00
18	Louisiana	1	7/30/81	560	11.00
19	Maine	1	4/17/81	276	7.00
20	Maryland	1	3/26/81	332	9.00
21	Massachusetts	1	4/16/81	260	6.50
22	Michigan	1	7/2/81	668	11.00
23	Minnesota	1	7/30/81	688	12.00
24	Mississippi	1	8/6/81	668	11.00
25	Missouri	1	6/25/81	848	13.00
26	Montana	1	7/9/81	512	10.00
27	Nebraska	1	7/9/81	716	12.00
28	Nevada	1	6/2/81	272	7.00
29	New Hampshire	1	4/2/81	240	6.50
30	New Jersey	1	5/21/81	316	8.50
31	New Mexico	1	8/5/81	376	8.00
32	New York	1	5/15/81	544	10.00
33	North Carolina	1	7/23/81	768	12.00
34	North Dakota	1	8/10/81	496	9.50
35	Ohio	1	6/10/81	704	12.00
36	Oklahoma	1	6/24/81	640	11.00
37	Oregon	1	4/29/81	408	8.50
38	Pennsylvania	1	5/8/81	584	10.00
39	Rhode Island	1	4/2/81	212	6.50
40	South Carolina	1	7/30/81	468	9.50
41	South Dakota	1	7/24/81	576	11.00
42	Tennessee	1	6/1/81	744	12.00
43	Texas	2	8/3/81	1,656	21.00
44	Utah	1	6/1/81	362	8.00
45	Vermont	1	4/17/81	264	7.00
46	Virginia	1	6/4/81	752	12.00
47	Washington	1	5/15/81	424	8.50
48	West Virginia	1	4/2/81	500	10.00
49	Wisconsin	1	3/20/81	608	11.00
50	Wyoming	1	4/20/81	328	8.00

PUBLICATIONS IN SELECTED SERIES

Volume 1, State and County Data—Continued

Part No.	State and outlying area	No. of books	Date published	No. of pages	Price
51	United States	1	8/25/81	568	\$10.00
52	Puerto Rico	1	10/27/80	228	10.00
53	Guam	1	6/23/80	56	3.50
54	Virgin Islands	1	6/23/80	40	2.25
55	American Samoa	1	8/26/81	40	2.75
56	Northern Mariana	1	8/26/81	40	2.75

Volumes 2 through 5

Volume	Title	Date published	No. of pages	Price
2	Statistics by Subject		- Cancelled -	
3	Agricultural Services	12/10/80	185	\$5.50
4	Irrigation	16/4/82	360	10.00
5	Special Reports			
	Part 1 Graphic Summary	3/28/42	204	8.00
	Part 2 Ranking Counties and States		- Cancelled -	
	Part 3 Coverage Evaluation	6/24/82	30	2.25
	Part 4 Procedural History	9/83*	NA	NA
	Part 5 Drainage of Agricultural Lands	11/10/81	100	5.00
	Part 6 Farm Finance Survey	8/27/82	264	7.50
	Part 7 Census of Horticultural Specialties	5/7/82	196	7.00
	Part 8 Farm and Ranch Irrigation Survey	12/28/82	188	8.00
	Part 9 Farm Energy Survey	10/26/82	188	7.00

*Estimated date of publication.

NA Not available.

Outline of Principal Activities

Activity	Starting Date	Completion Date
Content Pretest, July 1977		
Mailing date	July 1977	July 1977
Followup mailing	Aug. 1977	Aug. 1977
Field interviews of selected respondents and nonrespondents	Aug. 1977	Aug. 1977
Content Pretest, January 1978		
Mailing date	Jan. 1978	Jan. 1978
Receipt and check-in	Feb. 1978	Apr. 1978
Processing and analysis	Feb. 1978	Aug. 1978
Mail List Development		
Address list compilation		
Source — 1974 census list	Nov. 1977	Dec. 1977
Source — economic census lists, standard statistical establishment lists, USDA special lists, etc.	Jan. 1978	Feb. 1978
Farm and Ranch Identification Survey		
Content test mailout	Oct. 1977	Oct. 1977
Evaluation of test response	Nov. 1977	Dec. 1977
Finalization of form content	Dec. 1977	Dec. 1977
Printing of A4 form	Jan. 1978	Feb. 1978
Compilation of survey mailing list	Feb. 1978	Mar. 1978
Mailout	May 1978	May 1978
1st followup	June 1978	June 1978
2nd followup	June 1978	July 1978
3rd followup	July 1978	Aug. 1978
4th followup	Aug. 1978	Aug. 1978
Census mailing list development		
Mailing list matching	Sept. 1978	Oct. 1978
Final unduplication of mailing list	Oct. 1978	Dec. 1978
1978 Census of Agriculture Area Sample Survey		
Preparation		
Field procedures test		
Sample segment selection	Feb. 1978	Feb. 1978
Field staff training	Mar. 1978	Apr. 1978
Field enumeration	Apr. 1978	Apr. 1978
Sample segment selection	May 1978	May 1978

Activity	Starting Date	Completion Date
Printing of area sample report forms and other materials	June 1978	Aug. 1978
Staff training	Oct. 1978	Oct. 1978
Field enumeration	Oct. 1978	Dec. 1978
Match of area sample addresses to census address list	Jan. 1979	Feb. 1979
1978 Census of Agriculture for the United States		
Printing of report forms	Aug. 1978	Nov. 1978
Mailing of report forms		
Initial mailing	Dec. 1978	Dec. 1978
Supplemental mailing	Feb. 1979	Feb. 1979
Reminder letter mailing	Jan. 1979	Mar. 1979
1st followup	Feb. 1979	Apr. 1979
2nd followup	Mar. 1979	May 1979
Special April followup	Apr. 1979	Apr. 1979
3rd followup	Apr. 1979	May 1979
4th followup	Apr. 1979	June 1979
5th followup	May 1979	July 1979
6th followup	June 1979	Aug. 1979
Tenant/successor mailout	Feb. 1979	Mar. 1979
Followup mailing	June 1979	June 1979
Supplemental Hawaii followup	July 1979	July 1979
Telephone followup	Jan. 1979	Nov. 1979
Data processing		
Pre-computer processing		
Screening	Jan. 1979	Aug. 1979
Technical review	Feb. 1979	Nov. 1979
Data keying	Jan. 1979	Nov. 1979
Computer processing		
Formatting	Mar. 1979	Feb. 1980
Batch edit	Mar. 1979	Feb. 1980
Failed-edit correction	Mar. 1979	Feb. 1980
Final data merge	Mar. 1979	Mar. 1980
Imputation for nonresponse	Mar. 1979	Mar. 1980
Tabulation of data		
Analytical tabulations	Oct. 1979	Mar. 1980
Preliminary tabulations	Oct. 1979	Mar. 1980
Tabulations for counties, States, divisions, regions, and the United States	Aug. 1980	Apr. 1981

Activity	Starting Date	Completion Date	Activity	Starting Date	Completion Date
1978 Census publication program			Enumeration	Apr. 1980	May 1980
County preliminary reports	Oct. 1979	Jan. 1981	Processing	May 1980	Dec. 1980
Volume 1, State and Country Data	Mar. 1981	Aug. 1981	Publication	May 1981	Aug. 1981
Volume 3, Agricultural Services	Nov. 1980	Dec. 1980			
Volume 4, Irrigation	Dec. 1981	Apr. 1981	1978 Census of Agricultural Services		
Volume 5, Special Reports			Planning	Feb. 1977	Dec. 1978
Part 1, Graphic Summary	Oct. 1981	Apr. 1982	Compilation of the mailing list	Feb. 1977	Dec. 1978
Part 3, Coverage evaluation	Oct. 1981	June 1982	Report forms design	Feb. 1977	May 1978
Part 4, Procedural history	Dec. 1979	Sept. 1983	Initial mailout	Jan. 1979	Jan. 1979
Part 5, Drainage of Agricultural Lands	Nov. 1979	Nov. 1981	1st followup	Feb. 1979	Feb. 1979
Part 6, Farm Finance Survey	Sept. 1980	Aug. 1982	2nd followup	Mar. 1979	Mar. 1979
Part 7, Census of Horticultural Specialties	May 1980	May 1982	3rd followup	Apr. 1979	Apr. 1979
Part 8, Farm and Ranch Irrigation Survey	Dec. 1980	Dec. 1982	4th followup	May 1979	May 1979
Part 9, Farm Energy Survey	Oct. 1980	Oct. 1982	5th followup	May 1979	May 1979
Computer tapes	Feb. 1980	Aug. 1981	6th followup	June 1979	June 1979
			Supplemental mailing	Mar. 1979	Mar. 1979
1978 Census of Agriculture for Puerto Rico			1st followup	Apr. 1979	Apr. 1979
Planning	May 1977	Dec. 1977	2nd followup	May 1979	May 1979
Pretest	Jan. 1978	Feb. 1978	3rd followup	May 1979	May 1979
Special farms identification survey	Apr. 1978	June 1978	4th followup	June 1979	June 1979
Printing of report forms	Mar. 1978	Apr. 1978	5th followup	July 1979	July 1979
Enumeration			6th followup	Aug. 1979	Aug. 1979
General field enumeration	June 1978	Sept 1978	Telephone followup	June 1979	Oct. 1979
Post-enumeration survey	Oct. 1978	Oct. 1978	Data processing	Jan. 1979	Feb. 1980
Processing the data	July 1978	Sept 1980	Tabulation	Apr. 1980	Oct. 1980
Publication	Oct. 1978	Oct. 1978	Publication		
			Preliminary reports	Apr. 1980	May 1980
1978 Census of Agriculture for the Virgin Islands			Final report	Nov. 1980	Nov. 1980
Planning	Feb. 1978	Mar. 1978			
Printing the report forms	Apr. 1978	Apr. 1978	1979 Census of Horticultural Specialties		
Organization of the census office	June 1978	June 1978	Planning	Jan. 1978	Aug. 1979
Enumeration	Aug. 1978	Aug. 1978	Content pretest	Aug. 1979	Sept. 1979
Processing the data	Mar. 1979	Apr. 1979	Compilation of the mailing list	Jan. 1979	Nov. 1979
Publication	Apr. 1980	Apr. 1980	Finalization of report form content	Oct. 1979	Oct. 1979
			Initial mailout		
1978 Census of Agriculture for Guam			1st phase	Jan. 1980	Jan. 1980
Planning	Mar. 1978	Mar. 1978	2nd phase	Feb. 1980	Feb. 1980
Printing the report forms	Mar. 1978	Mar. 1978	1st followup	Feb. 1980	Mar. 1980
Organization of the census office	Apr. 1978	Apr. 1978	2nd followup	Mar. 1980	Apr. 1980
Enumeration	Apr. 1978	Apr. 1978	3rd followup	Apr. 1980	May 1980
Processing	Mar. 1979	Mar. 1979	4th followup	May 1980	May 1980
Publication	Apr. 1980	Apr. 1980	Telephone followup	June 1980	Sept. 1980
			SRS data collection	Feb. 1980	Apr. 1980
1979 Census of Agriculture for American Samoa and the Northern Mariana Islands			Processing	Feb. 1980	Apr. 1980
Planning	Jul. 1978	Mar. 1980	Publication		
Printing of report forms	Sept 1978	Feb. 1980	Preliminary reports	Oct. 1981	Oct. 1981
Organization of the census offices	Jan. 1980	Jan. 1980	Final report	Dec. 1981	Dec. 1981
			1978 Census of Irrigation		
			1978 Census of Irrigation Organizations		
			Planning	Dec. 1976	Mar. 1978

OUTLINE OF PRINCIPAL ACTIVITIES

Activity	Starting Date	Completion Date
Pretest mailout	Mar. 1978	Mar. 1978
Followup	Apr. 1978	Apr. 1978
Finalization of report form content	May 1978	June 1978
Compilation of the mailing list	June 1977	Aug. 1978
Printing of report forms	Sept 1978	Nov. 1978
Mailout	Dec. 1978	Dec. 1978
Reminder mailing	Jan. 1979	Jan. 1979
1st followup	Feb. 1979	Feb. 1979
2nd followup	Mar. 1979	Mar. 1979
3rd followup	Apr. 1979	Apr. 1979
Telephone followup	May 1979	Aug. 1979
Processing the data	Jan. 1979	Oct. 1981

Activity	Starting Date	Completion Date
Publication	Dec. 1981	Dec. 1981
1978 Census of Drainage Planning	Apr. 1976	Dec. 1977
Collection of selected data from the 1977 Census of Governments and USDA statistical operations	Dec. 1977	June 1979
Followup of nonrespondents to applicable 1977 Census of Government report forms	Jan. 1978	Feb. 1978
Processing	Jan. 1978	Nov. 1981
Publication	Dec. 1981	Dec. 1981

Appendix G

Report Forms

CHANGES IN THE STANDARD REPORT FORMS

Background Information

Title 13, United States Code, gives final responsibility for determining the content and design of all census data-collection forms to the Secretary of Commerce, who may delegate this function to the Director of the Bureau of the Census. As in previous censuses, interested organizations, including the U.S. Department of Agriculture and the Bureau of Economic Analysis, offered recommendations and suggestions regarding the content and general design of the report forms, and an *ad hoc* committee composed of representatives of agriculture-oriented public and private organizations discussed data needs and advised the Bureau on report form format. The Bureau's Census Advisory Committee on Agriculture Statistics reviewed all the proposals submitted, and made recommendations on the priorities assigned to various items on the final version of the forms.

The Bureau used two report forms to collect data from farms for the 1974 census, the 74-A1 ("long") form for farms with sales of \$2,500 or more, and the 74-A2 ("short") form for farms with sales of less than \$2,500 (Hawaii had a separate single form for all farms—a tailored version of the A1), while agricultural services operations were sent the 74-A40 report form. A major goal of the planning effort for the 1978 census was to reduce overall respondent burden imposed by use of the standard report forms. Part of this could be done by redesigning the forms themselves, but part could also be done by finding a way to collect data on items that did not apply to all farms, or which were peculiarly burdensome, only from the minimum number of farms necessary to provide reliable county-level statistics. Accordingly, the Bureau decided for 1978 to use sampling for certain items asked of farm operators and, in the agricultural services census, to make more use of specialized versions of the A40 report form. Hawaii, once again, was the only State to have a separate report form for the agricultural census.

The 1978 A1 "sample" and "nonsample" report forms are discussed below, while the report forms for the census of agricultural services are discussed on page 122, and those for Puerto Rico and the outlying areas, on page 122-123. Facsimiles of selected report forms, followup letters, etc., are reproduced following page 124.

U.S. Report Forms

Standard Form A1

Introduction—The form 74-A1 used in the 1974 census was a 20-page booklet and its use to collect data from the majority of

farms resulted in considerable adverse reaction from operators. This unusually intense response stimulated a detailed review of both the general format and design of the standard report form, and of the specific data items requested of farm operators. The conclusion of this study was that the report forms could be designed to collect the necessary data while substantially reducing respondent burden through the use of sampling techniques for gathering particularly sensitive information.

General design—For 1978 the "booklet" design for the standard report form was discarded in favor of a larger sheet (21" x 14" for the nonsample form, folded to 10½" x 14") folder-style format. The use of a "short" form for small farms was also abandoned, and all the "100-percent" data items (i.e., requested of all farms) were placed on the A1(N) nonsample form. The A1(S) sample report form included six additional sections of questions (and an extra half-page, so that the form measured 14" x 27", but folded to 14" x 10½" with 6 pages) covering use of fertilizers, use of chemicals, machinery and equipment, energy expenditures, selected production expenses, and estimated value of land and buildings.

As an aid in clerical handling, the A1(N) and A1(S) were given blue and yellow shading respectively, while the A1(S), used for "Must" cases, received a green shading.

Changes in the Data Requested—While the larger page-size of the 1978 report form meant the total loss of page area compared to the 1974 report form was considerably less than the total reduction in number of pages might suggest (4 pages for the A1(N) and 6 pages for the A1(S) compared to 20 pages for the 1974 A1 report form), there was still a substantial loss of space available. Part of this reduction could be compensated for through such obvious expedients as slightly smaller type size and less page area for each section of the form. A two-column page format was adopted, which was more efficient in terms of usage of available space and clarity for respondents. However, more substantial means of reducing the space required (as well as respondent burden) could be realized only by eliminating data items that were not needed at the county level, and by combining and rearranging sections, wherever possible.

The following 1974 data items or sections were deleted from the design for the 1978 nonsample form (A1(N)):

- Type of rental arrangement
- Sales of forest products
- Commercial fertilizer used for specific crops
- Salaries for corporation officers
- Irrigation methods and quantity of water used

- Drainage
- Grain storage facilities
- Futures markets
- Contracts
- Injuries and illnesses
- Other production expenses
- Income and expenses from farm-related sources
- Farm credit
- Family income from off-farm sources

Further, 1974 sections 5-9 requesting data on various crops (corn, small grains, sorghum or milo, peanuts, soybeans, dry beans, dry peas, tobacco, cotton, irish potatoes, sweet potatoes, or sugar) were consolidated into a single simplified section (2, "Were any of the following crops harvested from this place in 1978?") that asked for acres and quantity of each crop harvested, and acres of each irrigated. Much of the detailed data collected in 1974 for costs of materials for individual types of chemicals used, and for quantities and costs of several categories of feed (including roughages) purchased, were deleted from the report form. Many of the redundant totals requested on the 1974 form for cross checking the data in the production expenses and value of agricultural products sold sections were also eliminated.

While every effort was made to reduce the total number of inquiries, certain high priority items were added to the "100-percent" portion of the report forms; items on acres set aside in Federal farm programs were inserted in section 1 (acreage in 1974) and requests for the total value of Government Commodity Credit Corporation (CCC) loans for cotton and grain were included in section 9 (Gross Value of Crops Sold). Two sections were added: section 18 requested the value of direct sales of agricultural products to individuals for human consumption, and section 21 asked whether any of the land "in this place" was held under foreign ownership. In addition, the separate sections on hired and contract labor, and production expenses, were combined into a single section (26). The item on the number of contract laborers supplied was deleted while the respondent was asked whether the hired workers had worked less than 150 days, or more than 150 days.

Among the sample items, all of which were based on items from the 1974 report form A1, separate sections on expenditures for energy (section 25) and other selected production expenses (26) were used in place of the single section employed for 1974. The 1978 form requested more detailed data on energy expenditures than for 1974, including gallons purchased and on-farm storage capacity for selected fuels.

Form A1(H), Hawaii

As in previous mailout/mailback censuses, a separate report form, the A1(H), was used for Hawaii. In general, the report forms used for Hawaii in the censuses have been very similar to the standard ones, except for the crops sections, which request information on crops particularly important to agriculture in the islands. The form 78-A1(H) was similar to the A1(S) in general design, layout, format, and appearance (except a blue-green wash was used for the A1(H)), and many of the same

changes were made in terms of deletions of items requested for 1974 and items added for 1978.

Changes specifically related to the A1(H) included moving the item on payroll and employment into the section on expenditures. Sections of the 1974 form requesting data on field corn, sorghums or milo (section 6), peanuts, ginger or lotus roots, toro, irish potatoes or sweet potatoes (section 7), and hay or green crop (section 10), were combined into a single "other crops" section (6) on the 1978 report form.

Form A40, Agricultural Services

While the content of the agricultural services report form for 1978 was very similar to that used for 1974, a major change in format was made. Instead of a single report form for all agricultural services, four tailored forms, the A40A, A40B, A40C, and A40D, were used. The format and content of all four were identical except for section 8, requesting gross receipts for services performed. The "A" requested acreage and gross receipts for soil preparation and crop services, "B" asked for gross receipts for veterinary and nonveterinary animal services, "C" covered landscape and horticultural services, and the "D" form contained a combined version of section 8 that included requests on all of the services covered by the other forms. Sections 13, 14, and 15 (capital expenditure; changes in gross value of depreciable assets; and expenditures for electricity, gasoline, petroleum, and other fuels) of the 1978 forms requested data only of establishments with sales of \$50,000 or more.

A single section (16) was added to the 1978 report forms, providing space for the respondent to cross-check answers for consistency and accuracy. As an aid to quick identification and manual handling, each of the A40 forms was shaded in a different color ink—the A40A in blue, the A40B in pink, the A40C in salmon, and the A40D in purple.

Puerto Rico and the Outlying Areas

Form A1(PR), Puerto Rico

The form 78-A1(PR) was used for all farms in Puerto Rico. The standard form 78-A1(PR) was an 8-page booklet, printed in blue ink on white stock with blue shading. While the basic format, overall design, and reference period were similar to the 1974 version, there were significant changes in the specific data requested. The following items were deleted from the report form for 1978:

Rent paid	Working oxen yesterday
Farms operated (by respondent) as salaried manager	Cows "milked" and quarts of milk "produced yesterday"
Pastureland cultivated for cutting only	Number of sprinklers
Cuerdas of vegetables planted	Number of farm ponds
Value of sales of ornamental and flowering plants	Sharecroppers
	Unspecified production expenses

The following items were added to the report form, either as new sections, or to sections already part of the form:

<i>Cuerdas</i> under cultivation of sugarcane, coffee, pineapple, rice, and all fruit (new section No. 12)	Machinery and equipment
Method of irrigation (i.e., gravity, sprinklers, drip)	Number of fighting cocks
Highest grade or years of school completed	Boars of all ages
Major source of irrigation water	Agriculture production for home consumption (new section No. 19)
	Sweet cooking peppers
	Expenditures for medicine and drugs
	Mangoes

A significant change in the arrangement of the remaining data-collection sections of the report form was the division of the 1974 section 3, "Main Crops," into two sections, No. 3, "Sugarcane," and No. 4, "Tobacco, Pineapple, and Coffee."

Form A1(G), Guam

The form 78-A1(G), used for the enumeration of farms on Guam, was similar in design and layout to the 1974 version, but, as with the A1(PR), certain data items were changed. Two items asking whether the respondents farm had running water and electricity were moved from section 1 (land in agriculture) to a new section on equipment and facilities, and the 1974 section 7, requesting data on the source and ownership of workpower used on the place (i.e., power equipment and work animals) was also dropped. Two sections were added to the 1978 form—section 7, "Selected Expenditures in 1977," and section 8, "Equipment and Facilities Used on the Place in 1977."

Form A1(VI), Virgin Islands

The A1(VI) for 1978 was nearly identical to the 1974 form in overall design, except a somewhat larger folding sheet was used. Content was also similar, except that the 1974 section (8) on market value of sales of farm products was deleted, and the market value of sales of each product was asked in the appropriate crop or livestock section. Somewhat more detailed data were requested on crops, notably the pounds of field crops sold in the last 12 months, and the number of fruit trees, nut trees, or plants sold in the last 12 months.

Items on source and ownership of workpower used on the place were deleted from the 1978 section (7) on equipment and facilities, as was on item on whether there was a telephone on the place.

SELECTED FORMS AND FOLLOWUP LETTERS

	Page
1978 Farm and Ranch Identification Survey	
78-A4 Report Form	125
1978 Census of Agriculture Area Sample Survey	
78-A1A Report Form	127
Respondent identification sticker	133

1978 Census of Agriculture

78-A1(N)	Nonsample report form	134
78-A1(S)	Sample report form (sec 22-27)	138
78-A1(I)	Information sheet	139
78-A1(H)	Report Form for Hawaii	141
78-A1(L1)	Followup letter	146
78-A1-L1(S)	Followup letter	147
78-A1(L2)	Followup letter	148
78-A1(L2A)	Followup letter	149
78-A1-L3	Followup letter	151
78-A1(L4)	Followup letter	152
78-A1L4(S)	Followup letter	153
78-A1-L5	Followup letter	154
78-A1-L6	Followup letter	156
78-A1-L6(S)	Followup letter	158
78-A1-L7	Followup letter	160
78-A1-L7(S)	Followup letter	162
78-A1-L8	Followup letter	164
78-A1-L9	Followup letter	165
78-A1-L10	Followup letter	166

1978 Census of Agriculture—Puerto Rico

78-A1(PR)SP	Report form (Spanish language)	167
78-A1(PR)	Report form (English language)	175
78-A30(PR)SP	Special farms identification survey report form (Spanish language)	183
78-A30(PR)SP-L1	Special farms identification survey followup letter (Spanish language)	185

1978 Census of Agriculture—The Outlying Areas

78-A1(G)	Report form for Guam	186
78-A1(VI)	Report form for the Virgin Islands	190
80-A1(NM)	Report form for the Commonwealth of the Northern Mariana Islands	194
80-A1(AS)	Report form for American Samoa	198

1978 Census of Agricultural Services

78-A40A	1978 Census of Soil Preparation Services, Crop Services, and Cotton Ginning report form	202
78-A40B	1978 Census of Veterinary and Animal Services report form	206
78-A40C	1978 Census of Landscape and Horticultural Services report form	209
78-A40D	1978 Census of Soil Preparation and Crop Services, Veterinary and Animal Services, Farm Labor and Management Services, Landscape and Horticultural Services	212
78-A40A-L1	Followup letter	216
78-A40(B)-L2	Followup letter	217
78-A40C-L3	Followup letter	218
78-A40D-L4	Followup letter	219
78A40A-L5	Followup letter	220
78-A40B-L6	Followup letter	221
78-A40C-L7	Followup letter	222

	Page		Page
1978 Census of Irrigation			
78-A60	Single-basin organizations report form . . .	224	
78-A61	Multi-basin organizations report form . . .	228	
78-A70-L1	Thank you—Reminder Card.	230	
78-A61-L1A	Followup letter.	231	
78-A63-L1	Followup letter.	232	
78-A63-L2	Followup letter.	233	
78-A63-L3	Followup letter.	234	
78-A63-L4	Followup letter.	235	
78-A63-L5	Followup letter.	237	
1978 Census of Drainage			
G-29	1977 Census of Governments Local Directory Card (Special Districts).	238	
G-30	1977 Census of Governments Local Directory Card (Special Districts).	239	
1979 Farm and Ranch Irrigation Survey			
79-A62	Report form.	240	
79-A62-L1	Followup letter.	244	
79-A62-L2A	Followup letter.	245	
79-A62-L3A	Followup letter.	246	
79-A62-L4A	Followup letter.	247	
79-A62-L5A	Followup letter.	248	
79-A62-L6A	Followup letter.	249	
1979 Farm Energy Survey			
79-A35	Report form.	250	
79-A35-L1A	Followup letter.	254	
79-A35-L2A	Followup letter.	255	
79-A35-L3A	Followup letter.	256	
79-A35-L3A.1	Followup letter.	257	
79-A35-L4A	Followup letter.	258	
79-A35-L4A.1	Followup letter.	259	
1979 Farm Finance Survey			
79-A9A	Operator's report form.	260	
79-A9B	Landlord's report form.	265	
79-A9A-L1A	Followup letter.	268	
79-A9A-L2A	Followup letter.	269	
79-A9A-L3A	Followup letter.	270	
79-A9A-L3A.1	Followup letter.	271	
79-A9A-L4A	Followup letter.	272	
79-A9A-L4.1	Followup letter.	273	
79-A9A-L5	Followup letter.	274	
79-A9A-L6A	Followup letter.	275	
79-A9B-L1	Followup letter.	276	
79-A9B-L2	Followup letter.	277	
79-A9B-L3	Followup letter.	278	
79-A9B-L4	Followup letter.	279	
1979 Census of Horticultural Specialties			
79-A19.1	Report form (Bureau of the Census)	280	
79-A19.1-L1	Followup letter.	287	
79-A19.1-L1A	Followup letter.	288	
79-A19.1-L2	Followup letter.	289	
79-A19.1-L3	Followup letter.	290	

U.S. CENSUS BUREAU REPORT -

DUE 7 DAYS AFTER RECEIPT OF FORM

Form Approved: O.M.B. No. 41-S77090

FORM 78-A4
(12-9-77)U.S. DEPARTMENT OF COMMERCE
BUREAU OF THE CENSUS**1978 FARM AND RANCH
IDENTIFICATION SURVEY**

(Please correct any error in name and address including ZIP code)

NOTICE - Response to this inquiry is required by law (title 13, U.S. Code). By the same law YOUR REPORT TO THE CENSUS BUREAU IS CONFIDENTIAL. It may be seen only by sworn Census employees and may be used only for statistical purposes. Your report CANNOT be used for purposes of taxation, investigation, or regulation. The law also provides that copies retained in your files are immune from legal process.

► RETURN TO ◀

Bureau of the Census
1201 East Tenth Street
Jeffersonville, Indiana 47132

CENSUS
USE ONLY

01

02

03

04

05

Please read ►

The purpose of this inquiry is to determine the extent to which you are engaged in any agricultural activities. **TO AVOID ADDITIONAL REQUESTS**, please complete and return this form promptly whether you have any agricultural activities or not.

► Item 1 - Acreage in 1978

Report land owned, rented, or used by you, your spouse, or by the partnership, corporation, or organization for which you are reporting. Include ALL LAND REGARDLESS OF LOCATION OR USE - cropland, pastureland, rangeland, woodland, idle land, house lots, land used for nursery, feedlots, greenhouses, orchards.

Item 1a. All land owned ☐

Item 1b. All land rented or leased FROM OTHERS, including land worked by you on shares, used rent free, in exchange for services, payment of taxes, etc. (Include leased Federal, State, and railroad land. DO NOT include land used on a per-head basis under a grazing permit.) ☐

Item 1c. All land rented or leased TO OTHERS, including land worked on shares by others and land subleased. Also complete item 2 below. ☐

Item 1d. ADD acres owned (item 1a) and acres rented (item 1b), then SUBTRACT acres rented to others (item 1c), and enter the result in this space. If zero, enter "0". →

None	Number of acres
	11
	12
	13
	14

► Item 2 - If land is rented TO OTHERS (item 1c above), please enter the following information for each renter.

Name of renter	Mailing address (Include ZIP code)	Number of acres
		15
		16
		17

Please continue on reverse side

► **Item 3 –** Indicate which of the following items you expect to raise or produce in 1978 on the acres reported in item 1d. (Include products grown under CONTRACT for others, DO NOT include agricultural production on land rented to others.)

- | | | YES | NO |
|---|----|----------------------------|----------------------------|
| a. Livestock – cattle, hogs, sheep, horses, etc., and their products
(Include dairies and feedlots.) | 18 | 1 <input type="checkbox"/> | 2 <input type="checkbox"/> |
| b. Poultry – chickens, turkeys, ducks, etc., and their products. | 19 | 1 <input type="checkbox"/> | 2 <input type="checkbox"/> |
| c. Crops – corn, sorghums, soybeans, wheat, rice, hay, cotton, tobacco,
peanuts, potatoes, sugar, etc. | 20 | 1 <input type="checkbox"/> | 2 <input type="checkbox"/> |
| d. Vegetables and berries for sale – sweet corn, melons, etc. | 21 | 1 <input type="checkbox"/> | 2 <input type="checkbox"/> |
| e. Fruit and nut trees – citrus, grapevines, etc.
(If less than 20 trees or vines, mark "NO.") | 22 | 1 <input type="checkbox"/> | 2 <input type="checkbox"/> |
| f. Nursery or greenhouse products, or sod grown for sale | 23 | 1 <input type="checkbox"/> | 2 <input type="checkbox"/> |
| g. Other agricultural activities – fur-bearing animals, bees, honey, poultry
hatcheries, fish in captivity, etc. – Specify | 24 | 1 <input type="checkbox"/> | 2 <input type="checkbox"/> |

► **Item 4 –** What is the estimated value of all agricultural products expected to be sold in 1978 from the acres reported in item 1d? (DO NOT include the value of production or sales from land you rented to others.)

25

- | | | |
|--|--|--|
| 1 <input type="checkbox"/> None | 4 <input type="checkbox"/> \$2,000–\$39,999 | 6 <input type="checkbox"/> \$100,000–\$199,999 |
| 2 <input type="checkbox"/> \$1–\$999 | 5 <input type="checkbox"/> \$40,000–\$99,999 | 7 <input type="checkbox"/> \$200,000 or more |
| 3 <input type="checkbox"/> \$1,000–\$1,999 | | |

► **Item 5 –** For business purposes, do you operate the acres reported in item 1d under any name other than the one shown (or corrected) in the address label?

26

- 1 ☐ Yes – List other name(s) and addresses _____
- 2 ☐ No _____

► **Item 6 –** If you will NOT engage in any agricultural activities in 1978 on the acres reported in item 1d, mark (X) the reason below.

27

- 1 ☐ All land has been sold – Enter name and mailing address of present owner or operator and date of sale in remarks below.
- 2 ☐ All land is rented to others.
- 3 ☐ All land reported in item 1d is idle, or retained for other non-agricultural use – Explain use in remarks below and give the year in which the land was last operated as a farm.
- 4 ☐ Other – Explain and give name of present operator, if any, in remarks below.

Remarks _____

► **Item 7 –** Person preparing this report.

Name	28 Date	Telephone	
		29 Area code	Number

<div style="display: flex; justify-content: space-between;"><div style="text-align: center;">FORM 78-A1(A) <small>6-23-78</small></div><div style="text-align: center;"><small>U.S. DEPARTMENT OF COMMERCE BUREAU OF THE CENSUS</small></div><div style="font-size: small;">NOTICE - Response to this inquiry is required by law (title 13 U.S. Code). By the same law YOUR REPORT TO THE CENSUS BUREAU IS CONFIDENTIAL. It may be seen only by sworn Census employees and may be used only for statistical purposes. Your report CANNOT be used for purposes of taxation, investigation, or regulation. The law also provides that copies retained in your files are immune from legal process.</div></div> <div style="text-align: center; margin-top: 10px;"> 1978 CENSUS OF AGRICULTURE AREA SAMPLE</div>		<div style="text-align: center; border-bottom: 1px solid black; margin-bottom: 5px;">CENSUS USE ONLY</div> <table border="1" style="width:100%; border-collapse: collapse;"><tr><td style="width:25%; text-align: center;">035</td><td style="width:25%; text-align: center;">036</td><td style="width:25%; text-align: center;">037</td><td style="width:25%; text-align: center;">038</td></tr><tr><td style="text-align: center;">039</td><td style="text-align: center;">040</td><td style="text-align: center;">041</td><td style="text-align: center;">042</td></tr></table> <div style="border: 1px solid black; padding: 2px; margin-top: 5px;">Key identification data</div>			035	036	037	038	039	040	041	042
035	036	037	038									
039	040	041	042									
<div style="display: flex; justify-content: space-between;"><div style="width:48%;">Part I - IDENTIFICATION <div style="border: 1px solid black; padding: 2px; margin-top: 5px;">Items 1 through 6 - Copy from A3 Record Book</div><table border="1" style="width:100%; border-collapse: collapse;"><tr><td style="width:25%;">1. State</td><td style="width:25%;">2. County</td><td style="width:25%;">3. Segment number</td><td style="width:25%;">4. A3 Line number</td></tr></table><div style="border: 1px solid black; padding: 2px; margin-top: 5px;">5. Name - First, Middle initial, Last</div><div style="border: 1px solid black; padding: 2px; margin-top: 5px;">6. Mailing address a. Route/Box/Street b. Post Office</div><div style="display: flex; justify-content: space-between;"><div style="width:45%;">7. What is your (the person listed in item 5) telephone number?</div><div style="width:55%;">8. In what year did you begin to operate any part of this place?</div></div><div style="border: 1px solid black; padding: 2px; margin-top: 5px;">9. Do you have a Federal Employer Identification Number for this farm or ranch operation? <input type="checkbox"/> YES - Enter the EI number <input type="checkbox"/> NO</div></div><div style="width:48%;">Part II - TYPE OF ORGANIZATION <div style="font-size: x-small; margin-top: 5px;">Mark (X) type of organization as shown in column 8 of A3 Listing Sheet and ask questions for that type. Complete only one part of this page. Data reported for subsequent sections of questionnaire relate to the specific operation reported here.</div><div style="border: 1px solid black; padding: 2px; margin-top: 5px;"><input type="checkbox"/> Type A - INDIVIDUAL OR FAMILY OPERATION (Sole proprietorship) 1. For business purposes, is this farm or ranch operated under any name other than your own? <input type="checkbox"/> YES → <input type="checkbox"/> NO 2. During the past two years, have you received mail at any address other than the one I have listed? <input type="checkbox"/> YES → <input type="checkbox"/> NO 3. Does this farm or ranch employ a hired manager who is primarily in charge of the farm or ranch operations? <input type="checkbox"/> YES - Go to item 4 <input type="checkbox"/> NO - SKIP to page 2 4. Who is the hired manager? <input type="checkbox"/> Person named in part 1, item 5 - SKIP to page 2 <input type="checkbox"/> Other - Specify and SKIP to page 2 <div style="border: 1px solid black; padding: 2px; margin-top: 5px;">Name Mailing address - Route/Box/Street Post Office State ZIP code</div></div><div style="border: 1px solid black; padding: 2px; margin-top: 5px;"><input type="checkbox"/> Type B - PARTNERSHIP OPERATIONS (Include family partnerships) 2. For business purposes, what name and mailing address is used for this partnership? <div style="border: 1px solid black; padding: 2px; margin-top: 5px;">Name Mailing address - Route/Box/Street Post Office State ZIP code</div><div style="border: 1px solid black; padding: 2px; margin-top: 5px;">3. How many partners are there? Partners 3. What is the name and mailing address of each partner? <input type="checkbox"/> Person named in part 1, item 5 - Do not list <input type="checkbox"/> Other - Specify (Use "Remarks" if more space is required.) a. Name b. Name Mailing address - Route/Box/Street Mailing address - Route/Box/Street Post Office State ZIP code Post Office State ZIP code 4. Does this partnership employ a hired manager who is primarily in charge of the farm or ranch operations? <input type="checkbox"/> YES - Go to item 5 <input type="checkbox"/> NO - SKIP to item 6 5. Who is the hired manager? <input type="checkbox"/> Person named in part 1, item 5 - SKIP to page 2 <input type="checkbox"/> Other - Specify and end interview 6. Which partner is primarily in charge of the farm or ranch operations? <input type="checkbox"/> Person named in part 1, item 5 - SKIP to page 2 <input type="checkbox"/> Other partner - Specify and end interview <input type="checkbox"/> None - Go to item 7 7. Who is the eldest partner? <input type="checkbox"/> Person named in part 1, item 5 - SKIP to page 2 <input type="checkbox"/> Other - Specify and end interview</div></div><div style="width:48%;">Part II - TYPE OF ORGANIZATION - Continued <div style="border: 1px solid black; padding: 2px; margin-top: 5px;"><input type="checkbox"/> Type C - INCORPORATED UNDER STATE LAW 3. 1. What is the current name and mailing address of this corporation? 2. Is this a family-held corporation? YES NO 3. Are there more than 10 stockholders? YES NO 4. Does this corporation have other separate and distinct farm and ranch operations? <input type="checkbox"/> YES - Enter location(s) and name(s) below <input type="checkbox"/> NO - SKIP to item 5 <div style="border: 1px solid black; padding: 2px; margin-top: 5px;">(1) Location (State and County) Name (2) Location (State and County) Name 5. During the past two years, has this farm or ranch used any name or address other than the current corporation name and mailing address? <input type="checkbox"/> YES → <input type="checkbox"/> NO 6. Does this farm or ranch employ a hired manager who is primarily in charge of the farm or ranch operations? <input type="checkbox"/> YES - Go to item 7 <input type="checkbox"/> NO - SKIP to item 8 7. Who is the hired manager? <input type="checkbox"/> Person named in part 1, item 5 - SKIP to page 2 <input type="checkbox"/> Other - Specify and end interview 8. Who is primarily in charge of the farm or ranch operations? <input type="checkbox"/> Person named in part 1, item 5 - SKIP to page 2 <input type="checkbox"/> Other - Specify and end interview</div></div><div style="border: 1px solid black; padding: 2px; margin-top: 5px;"><input type="checkbox"/> Type D - OTHER ORGANIZATIONS 4. 1. What type of organization operates or controls the operations of this farm or ranch unit? 995 1. Estate 4. State or Local Government 6. Other - Specify 2. Trust 5. Federal Government 3. Cooperative 2. What is the name and mailing address of this organization? 3. What is the name and mailing address used for this farm or ranch operation? 4. During the past two years, has this farm or ranch used any other name or mailing address? 5. Does this organization employ a hired manager who is primarily in charge of the farm or ranch operations? <input type="checkbox"/> YES - Go to item 6 <input type="checkbox"/> NO - SKIP to item 7 6. Who is the hired manager? <input type="checkbox"/> Person named in part 1, item 5 - SKIP to page 2 <input type="checkbox"/> Other - Specify and end interview 7. Who is primarily in charge of the farm or ranch operations? <input type="checkbox"/> Person named in part 1, item 5 - Go to page 2 <input type="checkbox"/> Other - Specify and end interview</div></div></div></div>					1. State	2. County	3. Segment number	4. A3 Line number				
1. State	2. County	3. Segment number	4. A3 Line number									

Section 1 - First, I would like to ask you about all the land you used in 1978.

Include all agricultural land owned, rented, or used by you, your spouse, or by the partnership, corporation, or organization for which you are reporting. Include ALL LAND, REGARDLESS OF LOCATION OR USE - cropland, pastureland, rangeland, woodland, idle land, house lots, etc.

■ During 1978, how many acres did you or will you -

1. Own at anytime? ☐ None ☐ 043

2. Rent or lease from others? Including land worked on shares; used rent free in exchange for services, payment of taxes, etc. Include leased Federal, State, and railroad land. (Exclude land used on a per-head basis under a grazing permit.) Also complete item 5 below. ☐ 044

3. Rent or lease to others? Including all land worked on shares by others and land subleased. Also complete item 6 below. ☐ 045

4. ACRES IN THIS PLACE - ADD acres owned (item 1) and acres rented (item 2), then SUBTRACT acres rented TO OTHERS (item 3), and enter the result in this space. ☐ 046

a. Is ... the correct number of acres that you operated or expect to operate in 1978?

☐ YES ☐ NO - Verify and adjust as necessary.

These acres are the "ACRES IN THIS PLACE" for this census report

If zero acres in this place, refer to chapter V in your Enumerator's Reference Manual.

5. (If acres in item 2) What is or will be the name and address of each landlord and the number of acres rented, used rent free, or worked on shares from each?

Name of landlord	Mailing address (Include ZIP code)	Number of acres
		047
		048
		049

List additional landlords in the "Remarks."

6. (If acres in item 3) What is or will be the name and address of each renter and the number of acres rented to each?

Name of renter	Mailing address (Include ZIP code)	Number of acres
		050
		051
		052

List additional renters in the "Remarks."

a. Of the land you rented or leased to others, how many acres did you or will you own? ☐ None ☐ 053 ☐ Acres

7. During 1978 did you or will you have any Federal or State grazing permits on a per-head basis; such as, Forest Service, Taylor Grazing, Indian Reservations, etc.? ☐ 054 ☐ Yes ☐ No ☐ 2

8. How many set aside acres do you have in the Federal Farm Program in 1978? ☐ None ☐ 055 ☐ Acres

9. LOCATION OF AGRICULTURAL ACTIVITY FOR THIS PLACE

a. In what county do you expect the largest value of your agricultural products to be raised or produced? ...

County name	State	Number of acres
Principal county		056
Other counties		057
		058
		059

b. Do you or will you have agricultural operations in any other county(ies)? (Enter the county name(s) etc.) ...

Remarks

Now I would like to ask you about the agricultural operations on this place in 1978. Since you may not have harvested, sold, bought, etc., all of the items that you plan to this year, you may need to estimate the answer to some questions.

Section 2 - Were or will any of the following crops be harvested from this place in 1978?

	How many acres were or will be harvested?	How much was or will be harvested?	How many acres were or will be irrigated?
1. Field corn for grain or seed (Report quantity on a shelled-weight basis.)	067	068 OR Bu. Cwt. 069	070
2. Field corn for silage or green chop	073	074 Tons, green 075	076
3. Wheat for grain	079	080 Bu. 081	077
4. Oats for grain	082	083 OR Bu. Lbs. 084	078
5. Barley for grain	085	086 Bu. 087	079
6. Sorghums for grain or seed (Include milo)	088	089 Tons, green 090	080
7. Sorghums for silage or green chop (Exclude sorghum-sudan crosses.)	091	092 Bu. 093	081
8. Soybeans for beans	094	095 Bales 096	082
9. Cotton	097	098 Lbs. 099	083
10. Tobacco - all types	100	101 Cwt. 102	084
11. Irish potatoes		/10 Bu. /10	085
12. Sweetpotatoes and yams		/10 Bu. /10	086

Section 3 - Was or will any DRY HAY, GRASS SILAGE, HAYLAGE, or GREEN CHOP be cut or harvested from this place in 1978? (Include sorghum-sudan crosses and hay cut from pastures.)

003

1 ☐ YES - Complete this section

2 ☐ NO - Go to section 4

If cuttings were or will be made for both dry hay and grass silage, haylage, or green chop from the same fields, report the acreage in the appropriate items under DRY HAY and also under GRASS, SILAGE, HAYLAGE, and GREEN CHOP.

■ DRY HAY

(If two or more cuttings of dry hay were or will be from the same acres, report acres only once, but report total tons from all cuttings.)

■ Were or will any of the following crops be harvested?

1. Alfalfa and alfalfa mixtures for hay or dehydrating ☐ None
2. Small grain hay - oats, wheat, barley, etc. ☐
3. Other tame dry hay, clover, lespedeza, timothy, Bermuda grass, Sudan grass, etc. ☐
4. Wild hay ☐

■ GRASS SILAGE, HAYLAGE, AND GREEN CHOP

(If two or more cuttings of grass silage, haylage, or green chop were or will be made from the same acres, report acres only once, but report total tons from all cuttings.)

5. Grass silage and haylage ☐
6. Hay crops cut and fed green (green chop) ☐

How many acres were or will be harvested?	How much was or will be harvested? (Report either dry or green weight as indicated)	How many acres were or will be irrigated?
103	104 Tons, dry 105	
106	107 Tons, dry 108	
109	110 Tons, dry 111	
112	113 Tons, dry 114	
115	116 Tons, green 117	
118	119 Tons, green 120	

Section 4 – Was there a combined total of 20 or more FRUIT TREES, including GRAPEVINES, CITRUS AND NUT TREES ON THIS PLACE IN 1978? (Do not include abandoned trees)

- 004 1 ☐ YES – Complete this section
2 ☐ NO – Go to section 5

Total acres	How many acres were or will be irrigated?
121	122
10	10

1. How many acres were in bearing and nonbearing fruit orchards, citrus or other groves, vineyards, and nut trees on this place in 1978?
2. Which kinds of fruit and nut trees were on this place in 1978? (Show Flash Card)

From the list at the right, enter name and code for the fruit trees, grapevines, and nut trees on this place in 1978. Report the following information for each crop even if not harvested because of low prices, damage from hail, frost, etc. For interplanted trees, estimate the area covered by each kind of fruit. If other crops were interplanted with trees, see Reference Manual, Ch. IV.

Crop name	Code	How many trees or vines were of –		How many acres of all ages?	What was or will be the quantity harvested?	Unit of measure Mark one			Lbs. per box
		Nonbearing age?	Bearing age?			Lbs.	Tons	Boxes	
		1	2	10	3	4	1	2	3
		1	2	10	3	4	1	2	3
		1	2	10	3	4	1	2	3
		1	2	10	3	4	1	2	3
		1	2	10	3	4	1	2	3

NONCITRUS CROPS		Code	CITRUS CROPS		Code
Apples	123		(Report quantity harvested in 1977–78 from bloom of 1977)		
Apricots	129		Grapefruit	267	
Avocados	135		Lemons	279	
Cherries	147		Oranges	297	
Grapes – dry weight	171		Tangelos	303	
Grapes – fresh weight	177		Tangerines and mandarins	309	
Olives	207		Other citrus – Specify	315	
Peaches	225				
Pears	231				
Plums and prunes – fresh weight	243				
Prunes – dry weight	249				
Other noncitrus – Specify	261				

NUT CROPS		Code
(Report quantity in the shell)		
Almonds	321	
Filberts and hazelnuts	327	
Pecans, improved	339	
Pecans, wild and seedling	345	
Walnuts (English or Persian)	357	
Other nut trees – Specify	363	

If more space is needed, use the "Remarks."

Section 5 – Were or will any VEGETABLES, SWEET CORN, MELONS, etc., be harvested FOR SALE from this place in 1978?

- 005 1 ☐ YES – Complete this section
2 ☐ NO – Go to section 6

For Florida, report for September 1, 1977 through August 31, 1978 harvest season; for all other States report for calendar year 1978.

Acres	How many acres were or will be irrigated?
375	376
10	10

1. From how much land were or will vegetables be harvested in 1978?
2. Which vegetable crops were or will be harvested from this place in 1978? (Show Flash Card)

If more than one vegetable crop was harvested from the same acres, report acres for each crop. Report crops grown under protection in section 6.

Crop name	Code	How many acres were or will be harvested?	How many acres were or will be irrigated?
		10	10
		10	10
		10	10
		10	10
		10	10
		10	10

If more space is needed, use the "Remarks."

Crop name	Code	Crop name	Code
Asparagus	379	Cucumbers and pickles	411
Beans, snap (bush and pole)	381	Eggplant	415
Beets	383	Garlic	421
Broccoli	385	Honeydew melons	423
Cabbage	391	Lettuce and romaine	427
Cantaloups and Persian melons	395	Lima beans, green	429
Carrots	397	Mustard greens	431
Cauliflower	399	Onions, dry	433
Celery	401	Onions, green	435
Collards	407	Okra	437
Cowpeas (blackeyed and other green cowpeas)	409	Peas, green, including English (exclude green cowpeas)	441
		Peppers, sweet	443
		Peppers, hot	445

Section 6 – Were or will any NURSERY and GREENHOUSE PRODUCTS, sod, bulbs, flowers, flower seeds, vegetable seeds and plants, vegetables under glass or other protection, or MUSHROOMS be grown FOR SALE on this place in 1978?

- 006 1 ☐ YES – Complete this section
2 ☐ NO – Go to section 7

Area irrigated	
Square feet	Acres
477	478
10	10

1. How many square feet or acres of all products were or will be irrigated?
2. Which products were or will be grown on this place for sale in 1978? (Show Flash Card)

Product name	Code	How many square feet under glass or other protection in 1978?	How many acres in the open in 1978?	Gross value of sales in 1978	
				Dollars	Cents
		1	10	2	
		1	10	2	
		1	10	2	

If more space is needed, use the "Remarks."

Product name	Code	Product name	Code
Bedding plants (include vegetable plants)	479	Foliage and flowering plants	491
Bulbs	482	Mushrooms	494
Cut flowers and cut florist greens	485	Sod harvested	497
Nursery products (include environmental, lining-out stock, fruit and nut trees, and vines)	488	Vegetable and flower seeds	500
		Greenhouse vegetables	503
		Other – Specify	506

Section 7 – Were or will any STRAWBERRIES, CRANBERRIES, or OTHER BERRIES be harvested FOR SALE from this place in 1978?

- 007 1 ☐ YES – Complete this section
2 ☐ NO – Go to section 8

■ Which crops were or will be harvested from this place in 1978? (Show Flash Card)

Crop name	Code	How many acres were or will be harvested?	How much was or will be harvested?	How many acres were or will be irrigated?
		10	2	10
		10	2	10
		10	2	10

If more space is needed, use the "Remarks."

Crop name	Code	Crop name	Code
Blackberries and dewberries (pounds)	509	Raspberries (pounds)	533
Blueberries, tame (pounds)	512	Strawberries (pounds)	536
Blueberries, wild (pounds)	515	All other berries (pounds) – Specify	539
Cranberries (100-lb. barrels)	521		

Section 8 – Were or will any other crops be harvested from this place in 1978 – such as rice, peanuts, field seeds, sugar crops, or other crops not previously reported?

- 008 1 ☐ YES – Complete this section
2 ☐ NO – Go to section 9

■ Which crops were or will be harvested from this place in 1978? (Show Flash Card)

Crop name	Code	How many acres were or will be harvested?	How much was or will be harvested?	How many acres were or will be irrigated?
		1	2	
		1	2	
		1	2	
		1	2	
		1	2	
		1	2	
		1	2	
		1	2	
		1	2	

If more space is needed, use the "Remarks."

Crop name	Code	Crop name	Code
Alfalfa seed (pounds)	542	Proso millet (bushels)	665
Beans, dry field and seed (100-pound bags)	554	Red clover seed (pounds)	671
Beans, dry lima (100-pound bags)	557	(100-pound bags) or	677
Buckwheat (bushels)	575	Rice { (bushels) or	680
Corn cut for dry fodder, hogged or grazed (acres only)	581	(barrels)	683
Cowpeas for dry peas (bushels)	584	Rye for grain (bushels)	686
Emmer and spelt (bushels)	599	Ryegrass seed (pounds)	689
Fescue seed (pounds)	602	Safflower (pounds)	692
Flaxseed (bushels)	605	Sorghums cut for dry forage or hay (tons, dry weight)	698
Grains, mixed (bushels)	614	Sorghums hogged or grazed (acres only)	701
Kentucky Bluegrass seed (pounds)	629	Sugar beets for sugar (tons)	719
Lespedeza seed (pounds)	638	Sugarcane for sugar (tons)	722
Mint for oil (pounds of oil)	644	Sugarcane for seed (tons)	725
Peanuts for nuts (pounds)	656	Sunflower seed (pounds)	734
Peas, dry field and seed (pounds)	659	Timothy seed (pounds)	746
Popcorn (pounds, shelled)	662	Other crops (pounds) – Specify	773

Section 9 – The next questions relate to the gross value of the crops sold or to be sold from this place in 1978 before taxes and expenses. Estimates are acceptable. Include the value of the landlord's and/or contractor's share, estimating if necessary.

What will be the total dollar value of sales in 1978 from –

	None	Dollars	Cents
1. Grains sold in 1978, including Government CCC loans, include corn for grain, grain sorghums, rice, wheat and other small grains, soybeans, dry beans, dry peas and cowpeas, flaxseed, sunflower seed, popcorn, and safflower?		776	
a. Of the total, how much will be received in 1978 from Government CCC loans?		777	
2. Cotton and cottonseed including Government CCC loans?		778	
a. Of the total, how much will be received in 1978 from Government CCC loans?		779	
3. Tobacco?		780	
4. Field seeds, grass seed, hay, forage, and silage?		781	
5. Vegetables, sweet corn, and melons? – DO NOT include Irish potatoes or sweetpotatoes, report them in item 8 below.		782	
6. Fruits, nuts, berries – such as apples, peaches, grapes, citrus, pecans, strawberries, etc.?		783	
7. Nursery and greenhouse products?		784	
8. Other crops – peanuts, Irish potatoes, sweetpotatoes, sugar beets, sugarcane, mint for oil, hops, etc.? – Specify		785	

Section 10 – The next questions refer to the use of the land in this place during 1978. If the same land had more than one use in 1978, REPORT THAT LAND ONLY ONCE in the first "use" listed below that applies. (Show Flash Card)

1. Copy ACRES IN THIS PLACE from section 1, item 4, page 2 Acres

2. In 1978, how many acres of cropland were or will be –

	None	Number of acres
a. Harvested? (Include all land from which crops were or will be harvested or hay was or will be cut, and all land in orchards, citrus groves, vineyards, and nursery and greenhouse products. Add acres in sections 2–8. This total must be equal to or less than the total acres reported harvested in sections 2–8.)		787
b. Used for pasture or grazing? (Include rotation pasture and grazing land that could have been used for crops without additional improvements.)		788
c. Cropland used for cover crops, legumes, and soil-improvement grasses, but NOT harvested and NOT pastured?		789
d. Land on which all crops failed? (Exclude land in orchards and vineyards on which the crop failed. Such acreage is to be reported in item 2a.)		790
e. In cultivated summer fallow?		791
f. Idle?		793
3. How many acres of woodland were or will be – (Include all woodlots and timber tracts and cutover and deforested land with young timber growth.)		794
a. Pastured?		795
b. Not pastured?		796
4. How many acres of other pastureland and rangeland did you have in 1978? (Include any pastureland other than cropland and woodland pasture.)		797
5. How many acres of all other land did you have in 1978, such as house lots, ponds, roads, wasteland, etc.? (Include any land not reported in items 2 through 4 above.)		798
6. TOTAL ACRES – Add the acres reported in items 2 through 5 (Should be the same as item 1 above.)		

Section 11 – Was or will any land in this place be irrigated at any time in 1978?

Irrigated land is all land watered by any artificial or controlled means – sprinklers, furrows or ditches, spreader dikes, etc. Include supplemental, partial, and preplant irrigation.

1. YES – Complete this section

2. NO – Go to section 12

	None	Number of acres irrigated
1. How many acres of the following were or will be irrigated in 1978?		799
a. HARVESTED LAND – (Reported in section 10, item 2a) – (Include land from which hay was cut and land in bearing and nonbearing fruit and nut crops.)		800
b. PASTURELAND OR RANGELAND – (Reported in section 10, items 2b and 4) – (Include spring flooding if water diverted or spread by dams, spreader dikes, canals, ditches, pipes, or other works.)		801
c. OTHER LANDS – Such as land not harvested due to complete crop failure, idle land, land in cultivated summer fallow, or land in cover crops and soil-improvement grasses		802
d. TOTAL ACRES – (Add acres reported in a, b, and c and enter total here.)		

Section 12 – Did you or anyone else have or expect to have any CATTLE or CALVES on this place in 1978?

1. YES – Complete this section

2. NO – Go to section 13

	None	INVENTORY on this place December 31, 1978
As of DECEMBER 31, 1978, how many –		803
1. CATTLE AND CALVES of all ages will be on this place?		Total all ages
Of these cattle and calves, how many will be –		804
a. BEEF COWS? (Include beef heifers that will have calved.)		Beef cows
b. MILK COWS kept for production of milk or cream for sale or home use? (Include dry milk cows and milk heifers that will have calved.)		805
		Milk cows
c. HEIFERS AND HEIFER CALVES? (Exclude heifers that will have calved.)		806
		Heifers and heifer calves
d. STEERS, STEER CALVES, BULLS, AND BULL CALVES?		807
		Steers and bulls of all ages

(Sum of a, b, c, and d must equal 1. If not, verify and adjust as necessary.)

Of the CATTLE AND CALVES SOLD OR TO BE SOLD FROM THIS PLACE in 1978, how many were or will be – (Include those fed on this place on a contract or custom basis. Also report as sold, cattle moved from this place to a feedlot for further feeding.)

	None	Number sold in 1978	Gross value of sales
			Dollars Cents
2. Calves weighing less than 500 pounds?		808	809
3. Cattle, including calves, weighing 500 pounds or more?		810	811
a. Of the total cattle sold, how many were or will be FATTENED on this place on GRAIN OR CONCENTRATES for 30 days or more and sold for slaughter?		812	813

4. What will be the gross value of DAIRY PRODUCTS sold from this place in 1978? (Report goat dairy products in section 15.)

	None	Gross value of sales
		Dollars Cents
		814

Section 13 – Did you or anyone else have or expect to have any HOGS or PIGS on this place in 1978?

1. YES – Complete this section

2. NO – Go to section 14

	None	INVENTORY on this place Dec. 31, 1978
As of DECEMBER 31, 1978, how many –		815
1. HOGS and PIGS of all ages will be on this place?		Total
Of these hogs and pigs, how many will be –		816
a. HOGS and PIGS used or to be used for BREEDING?		Breeding
b. OTHER HOGS and PIGS?		817
		Other

(Sum of a and b must equal 1. If not, verify and adjust as necessary.)

2. How many litters –

	None	Number of litters
a. Were farrowed on this place between December 1, 1977 and May 31, 1978?		818
b. Were or will be farrowed between June 1, 1978 and November 30, 1978?		819

3. How many HOGS and PIGS were SOLD or will be sold from this place in 1978?

	None	Number sold in 1978	Gross value of sales
			Dollars Cents
4. Of the hogs and pigs sold and to be sold, how many will be sold as FEEDER PIGS for further feeding?		820	821
		822	823

Section 14 – Did you or anyone else have or expect to have SHEEP or LAMBS on this place in 1978?

1. YES – Complete this section

2. NO – Go to section 15

	None	INVENTORY on this place December 31, 1978	How many will be sold in 1978?
1. How many SHEEP and LAMBS of all ages will be on this place on Dec. 31, 1978?		824	825
a. Of the expected inventory, how many will be EWES 1 year old or older?		826	
2. How many SHEEP and LAMBS were or will be SHORN on this place in 1978?		827	828

3. What is the expected value of sales of sheep, lambs, and wool from this place in 1978?

	None	Gross value of sales
		Dollars Cents
		829

Section 15 – Did you or anyone else have or expect to have any HORSES, BEES, FISH, OTHER LIVESTOCK, or ANIMAL SPECIALTIES in 1978?

015

- 1 ☐ YES – Complete this section
2 ☐ NO – Go to section 16

How many of the following do you expect to have on this place December 31, 1978?

1. Horses and ponies of all ages ☐
2. Mules, burros, and donkeys ☐
3. Mink and their pelts ☐
- a. Mink females used or to be used for breeding ☐
4. Any other livestock or animal specialties such as (Show "List A" on Flash Card.) In captivity on this place in 1978? (Enter name and code from "List A.") ☐
- Name _____ Code _____

INVENTORY on this place Dec. 31, 1978	What was or will be the total number sold in 1978?	How much was or will be the gross value of sales in 1978?	
		Dollars	Cents
830	831	832	
833	834	835	
836	837	838	
863			

5. What will be the quantity and value of other livestock products sold from this place in 1978? (Show "List B" on Flash Card.) ☐

Name _____ Code _____

Acres under water for aquaculture	Total quantity sold in 1978	Gross value of sales	
		Dollars	Cents
2	OR Pounds	1	
	Gallons	\$	
3	OR Pounds	2	
	Number	\$	

6. Did you or will you have any fish or other aquaculture products grown in captivity on this place in 1978? None (Show "List C" on Flash Card.) ☐

Name _____ Code _____

List A

Name	Code	Name	Code	Name	Code
Colonies of bees	839	Other goats	848	Worms	857
Angora goats	845	Rabbits and their pelts	851	All other livestock – Specify	860
Milk goats	842	Chinchillas and their pelts	854		

List B

Name	Code
Mohair sold	864
Goats milk sold	866
Honey sold	868
Other livestock products – Specify	870

List C

Name	Code	Name	Code
Catfish	872	Other fish	884
Trout	876	Other aquaculture products – Specify	888
Tropical and baitfish	880		

Section 16 – Did you or anyone else have or expect to have any POULTRY such as CHICKENS, TURKEYS, DUCKS, etc., on this place in 1978? (Include poultry grown for others on a contract basis.)

016

- 1 ☐ YES – Complete this section
2 ☐ NO – Go to section 17

1. On Dec. 31, 1978, how many chickens will be on this place that are –

- a. Hens and pullets of laying age? ☐
- b. Pullets 3 months old or older not yet of laying age? ☐
- c. Pullet chicks and pullets under 3 months old? (Exclude commercial broilers.) ☐
2. How many will be BROILERS, fryers, and other meat type chickens, including capons and roasters? ☐
3. How many turkeys will be –
- a. Turkeys for slaughter? (Exclude breeders.) ☐
- b. Turkey HENS kept for breeding? ☐

4. Did you have any OTHER POULTRY raised in captivity – such as ducks, geese, pigeons or squab, pheasants, quail, etc.? ☐

Poultry name _____ Code _____

Poultry name _____ Code _____

Name	Code	Name	Code	Name	Code
Ducks	904	Pigeons or squab	908	Quail	912
Geese	906	Pheasants	910	All other poultry – Specify	914

5. How many poultry will be hatched on this place in 1978 and placed or sold, such as chickens, turkeys, ducks, etc.? Specify kind of poultry ☐

6. What will be the incubator egg capacity on December 31, 1978? ☐

7. What will be the gross value of sales of poultry and poultry products (eggs, etc.) sold from this place in 1978? (Include estimated value of poultry and poultry products moved from this place by contractors and others.) ☐

INVENTORY on this place Dec. 31, 1978	What was or will be the total number sold in 1978?
892	893
894	895
896	897
898	899
900	901
902	903

Gross value of sales

Dollars	Cents
916	
917	

Section 17 – Did or will you have any income in 1978 from MACHINE WORK, CUSTOMWORK, and OTHER AGRICULTURAL SERVICES PROVIDED for others in 1978?

017

- 1 ☐ YES – Complete this section
2 ☐ NO – Go to section 18

1. How much will you receive in 1978 from machine work, customwork, and other agricultural services PROVIDED FOR OTHERS in 1978 for planting, plowing, harvesting, livestock breeding, etc.? ☐

Dollars	Cents
919	
\$	

2. What kind of work was or will be done? ☐

Section 18 – During 1978 have you sold or will you sell any crops, livestock, or livestock products DIRECTLY TO INDIVIDUALS FOR HUMAN CONSUMPTION at roadside stands, farmers markets, pick your own, etc.?

018

- 1 ☐ YES – Complete this section
2 ☐ NO – Go to section 19

1. What will be the gross value of those direct sales? ☐

Dollars	Cents
920	
\$	

2. What products are sold? ☐

Section 19 – ENUMERATOR TRANSCRIPTION ITEM (Mark from page 1.)

• TYPE A – INDIVIDUAL or FAMILY OPERATION 921
(Sole proprietorship) ☐

• TYPE B – PARTNERSHIP OPERATIONS
(Include family partnerships) ☐

922

• TYPE C – INCORPORATED UNDER STATE LAW

Is this a family held corporation? ☐ YES ☐ NO

Are there more than 10 stockholders? ☐ YES ☐ NO

• TYPE D – OTHER ORGANIZATIONS, such as cooperative, estate or trust, prison farm, grazing association, etc. ☐

Section 20 – OPERATOR CHARACTERISTICS AND OCCUPATION (If respondent is not operator, adjust questions 1 through 7 to reflect operator information.)

1. Do you (operator – person in charge or senior partner) live on this place? ☐ YES ☐ NO

923

924

2. What is your RACE? (Show Flash Card) ☐

- 1 ☐ White
2 ☐ Negro or Black
3 ☐ American Indian
4 ☐ Asian or Pacific Islander
9 ☐ Other – Specify ☐

3. What is your AGE? ☐ Years old

925

4. Mark the sex of the operator (or senior partner). ☐ Male ☐ Female

926

5. Are you of Spanish origin or descent, such as Mexican, Mexican American, Cuban, or other Spanish? ☐ YES ☐ NO

927

6. At what occupation did you spend the majority (50 percent or more) of your work time in 1978? (For partnerships consider all members of the partnership together) ☐ Farming ☐ Other

928

7. How many days will you work at least 4 hours per day off this place in 1978? (Include work at a nonfarm job, business, or on someone else's farm. Exclude exchange farm work.) ☐

929

- 1 ☐ None
2 ☐ 1–49 days
3 ☐ 50–99 days
4 ☐ 100–149 days
5 ☐ 150–199 days
6 ☐ 200 days or more

Section 21 – Will any land in this place be held under FOREIGN OWNERSHIP in 1978?

021

- 1 ☐ YES – Complete this section
2 ☐ NO
3 ☐ Don't know } Go to section 22

Of the total acres in this place, how many were owned by –

Acres
930
931

1. Individuals who are NOT citizens of the United States? ☐
2. A foreign held corporation, unincorporated association, or a foreign government? ☐

Section 22 – Was or will any COMMERCIAL FERTILIZER, including ROCK PHOSPHATE, or LIME be used on this place during 1978?

022

- 1 ☐ YES – Complete this section
 2 ☐ NO – Go to section 23

1. On how many acres of cropland (excluding cropland pastured) were or will commercial fertilizers be used in 1978? (Acres reported in section 10, items 2a and 2c-2f) ☐
2. On how many acres of pastureland and rangeland were or will commercial fertilizers be used in 1978? (Acres reported in section 10, items 2b and 4) ☐

None	Acres fertilized
932	
933	

3. How many tons of lime were or will be used on this place and on how many acres was or will it be applied in 1978? (Do not include land plaster or gypsum or lime for sanitation.) ☐

None	Tons	Acres
934		935

Section 23 – Were or will any INSECTICIDES, HERBICIDES, FUNGICIDES, NEMATOCIDES, OTHER PESTICIDES, or OTHER CHEMICALS be used on this place in 1978?

023

- 1 ☐ YES – Complete this section
 2 ☐ NO – Go to section 24

Include any materials provided by you, your landlords, or contractors. If multipurpose chemicals were or will be used, report acreage treated for each purpose.

1. On how many acres were or will sprays, dusts, granules, fumigants, etc., (fungicide, herbicide, insecticide, nematocide) be used to control –

None	Number of acres on which used
936	
937	
938	
939	
940	

- a. Insects on hay and other crops? ☐
- b. Nematodes in crops? ☐
- c. Diseases in crops and orchards (blights, smuts, rusts, etc.)? ☐
- d. Weeds, grass, or brush in crops and pasture? ☐

2. On how many acres were or will chemicals for defoliation or for growth control of crops or thinning of fruit be used? ☐

3. Were or will any chemicals be used for –

- a. Insect control on livestock and poultry, including treatment of buildings? ☐ 941 ☐ YES ☐ NO
- b. Sanitation, rodent and bird control, etc. (Include time for sanitation.) ☐ 942 ☐ YES ☐ NO

Section 24 – The next items relate to MACHINERY AND EQUIPMENT expected to be on this place on December 31, 1978. (Include only equipment used or to be used for agricultural operations in 1977 or 1978.)

1. What will be the estimated market value of ALL machinery, equipment, and implements usually kept on this place and used for the farm or ranch business as of December 31, 1978? (Include cars, trucks, tractors, combines, plows, disks, harrows, dryers, pumps, motors, irrigation equipment, dairy equipment including milkers and bulk tanks, livestock feeders, grinding and mixing equipment, etc.)

Estimated market value	
Dollars	Cents
943	

2. How many of the following items will be on this place December 31, 1978? (Report only if used in 1977 or 1978.)

None	Total number on this place on December 31, 1978	Of the total, HOW MANY were manufactured in the last 5 years (1974-1978)? (Number)
a. Automobiles <input type="checkbox"/>	944	945
b. Motortrucks (Include pickups) <input type="checkbox"/>	946	947
c. Wheel tractors other than garden tractors and motor tillers <input type="checkbox"/>	948	949
d. Grain and bean combines, self-propelled only <input type="checkbox"/>	950	951
e. Corn heads for combines <input type="checkbox"/>	952	953
f. Other corn pickers and picker-shellers <input type="checkbox"/>	954	955
g. Cotton pickers excluding strippers <input type="checkbox"/>	956	957
h. Mower conditioners <input type="checkbox"/>	958	959
i. Pickup balers <input type="checkbox"/>	960	961
j. Field forage harvesters, shear bar or flywheel type <input type="checkbox"/>	962	963

Section 25 – How much was or will be spent during 1978 FOR THE FOLLOWING ENERGY and PETROLEUM PRODUCTS FOR THE FARM BUSINESS? (Show Flash Card)

Include expenditures paid by you or others for production of crops, livestock, or other agricultural products for this place in 1978.

Expenditures	How many gallons will be purchased in 1978?		What will be the storage capacity on this place on Dec. 31, 1978?
	Dollars	Cents	
1. Gasoline for farm business <input type="checkbox"/>	966	967	968
2. Diesel fuel for the farm business <input type="checkbox"/>	969	970	971
3. LP gas, butane, propane for the farm business (4.5 lbs. = 1 gallon) <input type="checkbox"/>	972	973	974
4. Fuel oil for the farm business <input type="checkbox"/>	975	976	977
5. Natural gas for the farm business <input type="checkbox"/>	978		
6. Kerosene, motor oil, and grease for the farm business <input type="checkbox"/>	979		
7. Electricity for the farm business <input type="checkbox"/>	980		
8. Other – coal, wood, coke, etc. <input type="checkbox"/>	981		

Section 26 – Now I have some questions about SELECTED PRODUCTION EXPENSES paid by you and others for this place in 1978

Include best estimates of expenses to be paid by you (the operator), your landlord, contractors, buyers, and others for production of crops, livestock, and other agricultural products in 1978. DO NOT INCLUDE expenses connected with performing customwork for others, operation of nonfarm activities, businesses, or services; or household expenses not related to the farm business.

- During 1978 how much do you expect to spend for –

1. The purchase of livestock and poultry such as cattle, calves, hogs, pigs, sheep, lambs, goats, horses, chicks, poult, pullets, etc.? ☐

2. All feed purchased for livestock and poultry, include grain, hay, silage, mixed feeds, concentrates, etc.? ☐

- a. Of the total feed purchased how many tons are expected to be commercially mixed formula feeds, supplement, concentrates, etc.?

(Do not include ingredients purchased separately, such as soybean meal, cottonseed meal, and urea.)

Tons	Tenths	Dollars	Cents
984		985	

3. Animal health costs for livestock and poultry? (Include veterinarian services, serums, vaccines, medicines, etc.) ☐

4. Seeds, bulbs, plants, and trees purchased? ☐

5. Commercial fertilizers to include rock phosphate and gypsum? (Report cost of application in item 9 below.) ☐

6. Agricultural chemicals to include insecticides, herbicides, fungicides, other pesticides, lime, etc.? (Report cost of application in item 9 below.) ☐

7. Hired farm or ranch labor, include paid family workers? ☐

- a. Of the hired farm or ranch workers, how many will work –

- (1) 150 days or more in 1978? ☐

- (2) Less than 150 days in 1978? ☐

8. Contract labor? – Include expenditures primarily for labor, such as harvesting of fruit, vegetables, berries, etc., performed on a contract basis by a contractor, a crew leader, a cooperative, etc. ☐

9. Customwork, machine hire and rental of machinery and equipment? – Include expenditures for use of equipment and for customwork such as grinding and mixing feed, plowing, combining, corn picking, drying, silo filling, spraying, dusting, fertilizing, etc. (Exclude cost of cotton ginning.) ☐

Section 27 – WHAT IS YOUR BEST ESTIMATE OF THE CURRENT MARKET VALUE OF THE LAND AND BUILDINGS FOR THE (acres reported in section 1, items 1, 2, and 3) –

Estimated current market value of land and buildings	None	
	Dollars	Cents
1. Land and buildings you own? <input type="checkbox"/>	996	
2. Land and buildings you rented or leased FROM OTHERS? <input type="checkbox"/>	997	
3. Land and buildings you rented or leased TO OTHERS? <input type="checkbox"/>	998	
Enumerator's signature	999	Date (Month/day) Year
		1978

Section 28 – When the data have been tabulated, do you want a summary sheet showing major Census results for your county?

029

- 1 ☐ YES ☐ NO

Enumerator – Go to column 9 of the A3 Listing Sheet and ask question. Be sure to follow the instructions contained in the column headings.


**PLEASE KEEP THIS SHEET AND THE STICKER
UNTIL MARCH 1, 1979**

In January 1979 you will probably receive from the Bureau of the Census a 1978 Census of Agriculture report form 78-A1 in the mail. IT WILL NOT BE NECESSARY FOR YOU TO FILL OUT THAT FORM; you have already provided the needed information to our enumerator.

The label below is a "signal" to us that you have provided the information. When the report form arrives, peel the label off this sheet and attach it to the form to the right of the address label already on the form. Please be sure not to cover the address label. Then return the form in the preaddressed envelope provided. If you should receive more than one report form, please return all forms with an address on them in the same envelope.

If you lose the sticker before the report form arrives (or if you receive more than one report form), write "COUNTED IN 1978" on the front of the report form and return it. If you do not receive a 1978 Census of Agriculture report form by March 1, 1979, you may discard this sheet and the label.

THANK YOU for your cooperation and assistance in making the 1978 Census of Agriculture a success.

		I HAVE BEEN COUNTED	
Name			
Address			
City		State	ZIP code
CENSUS USE ONLY	Segment <input type="checkbox"/>	<input type="checkbox"/>	Line <input type="checkbox"/>

FORM 78-A15 (6-8-78)

DUE BY FEBRUARY 15, 1979

Form Approved: O.M.B. No. 41-S78025

NOTICE Response to this inquiry is required by law (title 13, U.S. Code). By the same law YOUR REPORT TO THE CENSUS BUREAU IS CONFIDENTIAL. It may be seen only by sworn Census employees and may be used only for statistical purposes. Your report CANNOT be used for purposes of taxation, investigation, or regulation. The law also provides that copies retained in your files are immune from legal process.

In correspondence pertaining to this report, please refer to the 11-digit Census File Number (CFN)

FORM 78-A1(N)
(4-10-78)U.S. DEPARTMENT OF COMMERCE
BUREAU OF THE CENSUS

1978 CENSUS OF AGRICULTURE

COMPLETE AND RETURN TO

Bureau of the Census
1201 East Tenth Street
Jeffersonville, Indiana 47132

Note → Please read the Information Sheet before completing the form.

If book figures are not available, reasonable estimates may be used. If filing by Feb. 15 causes an undue burden, a time extension request may be sent to the above address. Include your 11-digit Census File Number (CFN) as shown in your address label in all correspondence to us.

If you received more than one report form, enter extra Census File Number(s) here and return extra copies with your completed report.

CENSUS USE ONLY	035	036	037	038
	039	040	041	042

(Please correct errors in name, address, and ZIP code.)

SECTION 1 ACREAGE IN 1978

If the acres you operated in 1978 changed during the year, refer to the INFORMATION SHEET, Section 1.

Report land owned, rented, or used by you, your spouse, or by the partnership, corporation, or organization for which you are reporting. Include ALL LAND, REGARDLESS OF LOCATION OR USE — cropland, pastureland, rangeland, woodland, idle land, house lots, etc.

- None ☐ Number of acres
- | |
|-----|
| 043 |
| 044 |
| 045 |
| 046 |
- All land owned ☐
 - All land rented or leased FROM OTHERS, including land worked by you on shares, used rent free, in exchange for services, payment of taxes, etc. Include leased Federal, State, and railroad land. (DO NOT include land used on a per-head basis under a grazing permit.) Also complete item 5 below. ☐
 - All land rented or leased TO OTHERS, including land worked on shares by others and land subleased. Also complete item 6 below. ☐
 - ACRES IN THIS PLACE — ADD acres owned (item 1) and acres rented (item 2), then SUBTRACT acres rented TO OTHERS (item 3), and enter the result in this space. ☐

For this census report these are the "ACRES IN THIS PLACE."
If the entry is zero please refer to the INFORMATION SHEET, Section 1.

5. If you rented land FROM OTHERS (item 2) enter the following information for each landlord.

Name of landlord	Mailing address (include ZIP code)	Number of acres
		047
		048
		049

List additional landlords on a separate sheet of paper.

6. If you rented land TO OTHERS (item 3), enter the following information for each renter.

Name of renter	Mailing address (include ZIP code)	Number of acres
		050
		051
		052

List additional renters on a separate sheet of paper.

- a. Of the land you rented or leased to others, how many acres did you own? ☐ None 053 ☐ Acres

7. During 1978, did you have any Federal or State grazing permits on a per-head basis; such as Forest Service, Taylor Grazing, Indian Reservations, etc.? ☐ 054 ☐ 1 Yes ☐ 2 No

8. How many set aside acres did you have in the Federal Farm Program in 1978? ☐ None 055 ☐ Acres

9. LOCATION OF AGRICULTURAL ACTIVITY FOR THIS PLACE

- a. In what county was the largest value of your agricultural products raised or produced? . . .

County name	State	Number of acres
		056
		057
		058
		059

- b. If you also have agricultural operations in any other county(ies), enter the county name(s), etc. . .

INSTRUCTIONS

Sections 2 through 8 provide space for reporting crops harvested during 1978. Please report your crops in the appropriate section. Do not include crops grown on land rented to others. Use section 8 to report ONLY those crops NOT listed in sections 2 through 7.

SECTION 2 Were any of the FOLLOWING CROPS harvested from this place in 1978?

None <input type="checkbox"/>	Acres harvested	Quantity harvested	Acres irrigated
1. Field corn for grain or seed (Report quantity on a shelled-weight basis) . . . <input type="checkbox"/>	067	068 Bu. OR Cwt.	069
2. Field corn for silage or green chop . . . <input type="checkbox"/>	070	071 Tons, green	072
3. Wheat for grain . . . <input type="checkbox"/>	073	074 Bu.	075
4. Oats for grain . . . <input type="checkbox"/>	076	077 Bu.	078
5. Barley for grain . . . <input type="checkbox"/>	079	080 Bu.	081
6. Sorghums for grain or seed (include milo) . . . <input type="checkbox"/>	082	083 Bu. OR Lbs.	084
7. Sorghums for silage or green chop (exclude sorghum-sudan crosses) . . . <input type="checkbox"/>	085	086 Tons, green	087
8. Soybeans for beans . . . <input type="checkbox"/>	088	089 Bu.	090
9. Cotton . . . <input type="checkbox"/>	091	092 Bales	093
10. Tobacco — all types . . . <input type="checkbox"/>	094 /10	095 Lbs.	096 /10
11. Irish potatoes . . . <input type="checkbox"/>	097 /10	098 Cwt.	099 /10
12. Sweetpotatoes and yams . . . <input type="checkbox"/>	100 /10	101 Bu.	102 /10

SECTION 3 Was any DRY HAY, GRASS SILAGE, HAYLAGE, or GREEN CHOP cut or harvested from this place in 1978? (Include sorghum-sudan crosses and hay cut from pastures.)

- 003 ☐ 1 YES — Complete this section
☐ 2 NO — Go to section 4

If cuttings were made for both dry hay and grass silage, haylage, or green chop from the same fields, report the acreage in the appropriate items under DRY HAY and also under GRASS SILAGE, HAYLAGE, and GREEN CHOP.

■ DRY HAY

(If two or more cuttings of dry hay were made from the same acres, report acres only once, but report total tons from all cuttings.)

Acres harvested	Quantity harvested (Report either dry or green weight as indicated)	Acres irrigated
103	104 Tons, dry	105
106	107 Tons, dry	108
109	110 Tons, dry	111
112	113 Tons, dry	114

■ GRASS SILAGE, HAYLAGE, AND GREEN CHOP

(If two or more cuttings of grass silage, haylage, or green chop were made from the same acres, report acres only once, but report total tons from all cuttings.)

Acres harvested	Quantity harvested (Report either dry or green weight as indicated)	Acres irrigated
115	116 Tons, green	117
118	119 Tons, green	120

<p>SECTION 9 GROSS VALUE OF CROPS SOLD from this place in 1978, BEFORE taxes and expenses (Refer to the INFORMATION SHEET, Section 9.)</p> <p>Report your best estimate of the value for each of the following groups of crops sold from this place in 1978. Include the value of the landlord's and/or contractor's share, estimating if necessary. Include value of Government CCC loans.</p> <p>1. Grains sold in 1978, including Government CCC loans — corn for grain, grain sorghums, rice, wheat and other small grains, soybeans, dry beans, dry peas and cowpeas, flaxseed, sunflower seed, popcorn, and safflower <input type="checkbox"/> None <table border="1" style="display: inline-table; vertical-align: middle;"><tr><td>Dollars</td><td>Cents</td></tr><tr><td>776</td><td></td></tr></table></p> <p>a. Of the total, how much was received in 1978 from Government CCC loans? . . . <input type="checkbox"/> None <table border="1" style="display: inline-table; vertical-align: middle;"><tr><td>Dollars</td><td>Cents</td></tr><tr><td>777</td><td></td></tr></table></p> <p>2. Cotton and cottonseed, including Government CCC loans <input type="checkbox"/> None <table border="1" style="display: inline-table; vertical-align: middle;"><tr><td>Dollars</td><td>Cents</td></tr><tr><td>778</td><td></td></tr></table></p> <p>a. Of the total, how much was received in 1978 from Government CCC loans? . . . <input type="checkbox"/> None <table border="1" style="display: inline-table; vertical-align: middle;"><tr><td>Dollars</td><td>Cents</td></tr><tr><td>779</td><td></td></tr></table></p> <p>3. Tobacco <input type="checkbox"/> None <table border="1" style="display: inline-table; vertical-align: middle;"><tr><td>Dollars</td><td>Cents</td></tr><tr><td>780</td><td></td></tr></table></p> <p>4. Field seeds, grass seeds, hay, forage, and silage <input type="checkbox"/> None <table border="1" style="display: inline-table; vertical-align: middle;"><tr><td>Dollars</td><td>Cents</td></tr><tr><td>781</td><td></td></tr></table></p> <p>5. Vegetables, sweet corn, and melons — DO NOT include Irish potatoes or sweetpotatoes, report them in Item 8 below. . . <input type="checkbox"/> None <table border="1" style="display: inline-table; vertical-align: middle;"><tr><td>Dollars</td><td>Cents</td></tr><tr><td>782</td><td></td></tr></table></p> <p>6. Fruits, nuts, berries — apples, peaches, grapes, citrus, pecans, strawberries, etc. <input type="checkbox"/> None <table border="1" style="display: inline-table; vertical-align: middle;"><tr><td>Dollars</td><td>Cents</td></tr><tr><td>783</td><td></td></tr></table></p> <p>7. Nursery and greenhouse products <input type="checkbox"/> None <table border="1" style="display: inline-table; vertical-align: middle;"><tr><td>Dollars</td><td>Cents</td></tr><tr><td>784</td><td></td></tr></table></p> <p>8. Other crops — peanuts, Irish potatoes, sweetpotatoes, sugar beets, sugarcane, mint for oil, hops, etc. — Specify <input type="checkbox"/> None <table border="1" style="display: inline-table; vertical-align: middle;"><tr><td>Dollars</td><td>Cents</td></tr><tr><td>785</td><td></td></tr></table></p>	Dollars	Cents	776		Dollars	Cents	777		Dollars	Cents	778		Dollars	Cents	779		Dollars	Cents	780		Dollars	Cents	781		Dollars	Cents	782		Dollars	Cents	783		Dollars	Cents	784		Dollars	Cents	785		<p>SECTION 12 Did you or anyone else have any CATTLE or CALVES on this place in 1978?</p> <p>012 <input type="checkbox"/> YES — Complete this section <input type="checkbox"/> NO — Go to section 13</p> <p>• DECEMBER 31, 1978 INVENTORY</p> <p>1. CATTLE AND CALVES of all ages (Total of a, b, c, and d below) <input type="checkbox"/> None</p> <p>a. BEEF COWS — Include beef heifers that had calved <input type="checkbox"/> None</p> <p>b. MILK COWS kept for production of milk or cream for sale or home use — Include dry milk cows and milk heifers that had calved <input type="checkbox"/> None</p> <p>c. HEIFERS AND HEIFER CALVES — Exclude heifers that had calved <input type="checkbox"/> None</p> <p>d. STEERS, STEER CALVES, BULLS AND BULL CALVES <input type="checkbox"/> None</p> <p>• CATTLE AND CALVES SOLD FROM THIS PLACE IN 1978 (Include those fed on this place on a contract or custom basis. Also report as sold, cattle moved from this place to a feedlot for further feeding.)</p> <table border="1" style="width: 100%; border-collapse: collapse;"> <tr> <th rowspan="2">Number sold in 1978</th> <th colspan="2">Gross value of sales</th> </tr> <tr> <th>Dollars</th> <th>Cents</th> </tr> <tr><td>808</td><td>809</td><td></td></tr> <tr><td>810</td><td>811</td><td></td></tr> <tr><td>812</td><td>813</td><td></td></tr> </table> <p>2. Calves weighing less than 500 pounds <input type="checkbox"/> None</p> <p>3. Cattle, including calves weighing 500 pounds or more <input type="checkbox"/> None</p> <p>a. Of the total cattle sold, how many were FATTENED on this place on GRAIN or CONCENTRATES for 30 days or more and SOLD for SLAUGHTER? <input type="checkbox"/> None</p> <p>• DAIRY PRODUCTS SOLD FROM THIS PLACE IN 1978</p> <table border="1" style="width: 100%; border-collapse: collapse;"> <tr> <th rowspan="2">Number sold in 1978</th> <th colspan="2">Gross value of sales</th> </tr> <tr> <th>Dollars</th> <th>Cents</th> </tr> <tr><td>814</td><td></td><td></td></tr> </table> <p>4. Gross value of sales of DAIRY PRODUCTS from this place in 1978. Report goat dairy products in section 15. <input type="checkbox"/> None</p>	Number sold in 1978	Gross value of sales		Dollars	Cents	808	809		810	811		812	813		Number sold in 1978	Gross value of sales		Dollars	Cents	814		
Dollars	Cents																																																														
776																																																															
Dollars	Cents																																																														
777																																																															
Dollars	Cents																																																														
778																																																															
Dollars	Cents																																																														
779																																																															
Dollars	Cents																																																														
780																																																															
Dollars	Cents																																																														
781																																																															
Dollars	Cents																																																														
782																																																															
Dollars	Cents																																																														
783																																																															
Dollars	Cents																																																														
784																																																															
Dollars	Cents																																																														
785																																																															
Number sold in 1978	Gross value of sales																																																														
	Dollars	Cents																																																													
808	809																																																														
810	811																																																														
812	813																																																														
Number sold in 1978	Gross value of sales																																																														
	Dollars	Cents																																																													
814																																																															
<p>SECTION 10 LAND USE IN 1978</p> <p>1. Copy ACRES IN THIS PLACE from section 1, item 4, page 1. Acres</p> <p>NOTE: If the same land had more than one use in 1978, REPORT THAT LAND ONLY ONCE — in the use first listed below that applies. For example, cropland harvested and also pastured is to be reported only as "Cropland harvested."</p> <p>2. CROPLAND <input type="checkbox"/> None <table border="1" style="display: inline-table; vertical-align: middle;"><tr><td>Number of acres</td></tr><tr><td>787</td></tr></table></p> <p>a. Cropland harvested — Include all land from which crops were harvested or hay was cut, and all land in orchards, citrus groves, vineyards, and nursery and greenhouse products. <input type="checkbox"/> 788</p> <p>b. Cropland used only for pasture or grazing — Include rotation pasture and grazing land that could have been used for crops without additional improvements. <input type="checkbox"/> 789</p> <p>c. Cropland used for cover crops, legumes, and soil-improvement grasses, but NOT harvested and NOT pastured <input type="checkbox"/> 790</p> <p>d. Cropland on which all crops failed (Exception: Do not report here land in orchards and vineyards on which the crop failed. Such acreage is to be reported in Item 2a.) <input type="checkbox"/> 791</p> <p>e. Cropland in cultivated summer fallow <input type="checkbox"/> 793</p> <p>f. Cropland idle <input type="checkbox"/> 794</p> <p>3. Woodland — Include all woodlots and timber tracts and cutover and deforested land with young timber growth. <input type="checkbox"/> 795</p> <p>a. Woodland pastured <input type="checkbox"/> 796</p> <p>b. Woodland not pastured <input type="checkbox"/> 797</p> <p>4. Other pastureland and rangeland — Include any pastureland other than cropland and woodland pasture <input type="checkbox"/> 798</p> <p>5. All other land — Land in house lots, ponds, roads, wasteland, etc. Include any land not reported in items 2 through 4 above. <input type="checkbox"/> 799</p> <p>6. TOTAL ACRES — Add the acres reported in items 2 through 5 (Should be the same as Item 1 above.) 798</p>	Number of acres	787	<p>SECTION 13 Did you or anyone else have any HOGS or PIGS on this place in 1978?</p> <p>013 <input type="checkbox"/> YES — Complete this section <input type="checkbox"/> NO — Go to section 14</p> <p>• DECEMBER 31, 1978 INVENTORY</p> <p>1. HOGS and PIGS of all ages (Total of a and b below) <input type="checkbox"/> None</p> <p>a. HOGS and PIGS used or to be used for BREEDING <input type="checkbox"/> None</p> <p>b. OTHER HOGS and PIGS <input type="checkbox"/> None</p> <p>• LITTERS FARROWED</p> <p>2. LITTERS FARROWED on this place between —</p> <p>a. December 1, 1977 and May 31, 1978 <input type="checkbox"/> None</p> <p>b. June 1, 1978 and November 30, 1978 <input type="checkbox"/> None</p> <p>• HOGS AND PIGS SOLD</p> <table border="1" style="width: 100%; border-collapse: collapse;"> <tr> <th rowspan="2">Number sold in 1978</th> <th colspan="2">Gross value of sales</th> </tr> <tr> <th>Dollars</th> <th>Cents</th> </tr> <tr><td>820</td><td>821</td><td></td></tr> <tr><td>822</td><td>823</td><td></td></tr> </table> <p>3. HOGS and PIGS SOLD from this place in 1978 <input type="checkbox"/> None</p> <p>4. Of the hogs and pigs sold, how many were sold as FEEDER PIGS for further feeding? <input type="checkbox"/> None</p>	Number sold in 1978	Gross value of sales		Dollars	Cents	820	821		822	823																																																		
Number of acres																																																															
787																																																															
Number sold in 1978	Gross value of sales																																																														
	Dollars	Cents																																																													
820	821																																																														
822	823																																																														
<p>SECTION 11 Was any LAND in this place IRRIGATED at any time in 1978?</p> <p>Irrigated land is all land watered by any artificial or controlled means — sprinklers, furrows or ditches, spreader dikes, etc. Include supplemental, partial, and preplant irrigation.</p> <p>011 <input type="checkbox"/> YES — Complete this section <input type="checkbox"/> NO — Go to section 12</p> <p>1. How many acres of each of the following classifications of land were irrigated in 1978?</p> <p>a. HARVESTED LAND reported in section 10, item 2a — Include land from which hay was cut and land in bearing and nonbearing fruit and nut crops. <input type="checkbox"/> None <table border="1" style="display: inline-table; vertical-align: middle;"><tr><td>Number of acres irrigated</td></tr><tr><td>799</td></tr></table></p> <p>b. PASTURELAND or RANGELAND reported in section 10, items 2b and 4 — Include spring flooding if water diverted or spread by dams, spreader dikes, canals, ditches, pipes, or other works. <input type="checkbox"/> None <table border="1" style="display: inline-table; vertical-align: middle;"><tr><td>Number of acres irrigated</td></tr><tr><td>800</td></tr></table></p> <p>c. ANY OTHER LANDS — Such as land not harvested due to complete failure, idle land, land in cultivated summer fallow, or land in cover crops and soil-improvement grasses. <input type="checkbox"/> None <table border="1" style="display: inline-table; vertical-align: middle;"><tr><td>Number of acres irrigated</td></tr><tr><td>801</td></tr></table></p> <p>d. TOTAL LAND IRRIGATED (Total of a, b, and c above.) 802</p>	Number of acres irrigated	799	Number of acres irrigated	800	Number of acres irrigated	801	<p>SECTION 14 Did you or anyone else have any SHEEP or LAMBS on this place in 1978?</p> <p>014 <input type="checkbox"/> YES — Complete this section <input type="checkbox"/> NO — Go to section 15</p> <p>• INVENTORY Number on this place Dec. 31, 1978</p> <p>1. SHEEP and LAMBS of all ages <input type="checkbox"/> None</p> <p>a. EWES 1 year old or older <input type="checkbox"/> None</p> <p>• LITTERS FARROWED</p> <p>2. LITTERS FARROWED on this place between —</p> <p>a. December 1, 1977 and May 31, 1978 <input type="checkbox"/> None</p> <p>b. June 1, 1978 and November 30, 1978 <input type="checkbox"/> None</p> <p>• SHEEP AND LAMBS SOLD</p> <table border="1" style="width: 100%; border-collapse: collapse;"> <tr> <th rowspan="2">Number sold in 1978</th> <th colspan="2">Gross value of sales</th> </tr> <tr> <th>Dollars</th> <th>Cents</th> </tr> <tr><td>824</td><td>825</td><td></td></tr> <tr><td>826</td><td></td><td></td></tr> </table> <p>3. SHEEP and LAMBS SOLD from this place in 1978 <input type="checkbox"/> None</p> <p>4. Of the sheep and lambs sold, how many were sold as FEEDER PIGS for further feeding? <input type="checkbox"/> None</p>	Number sold in 1978	Gross value of sales		Dollars	Cents	824	825		826																																															
Number of acres irrigated																																																															
799																																																															
Number of acres irrigated																																																															
800																																																															
Number of acres irrigated																																																															
801																																																															
Number sold in 1978	Gross value of sales																																																														
	Dollars	Cents																																																													
824	825																																																														
826																																																															

SECTION 15 Did you or anyone else have any HORSES, BEES, FISH, OTHER LIVESTOCK, or ANIMAL SPECIALTIES in 1978?

015

- 1 ☐ YES - Complete this section
2 ☐ NO - Go to section 16

	INVENTORY Number on this place Dec. 31, 1978	Total number sold in 1978	Gross value of sales	
			Dollars	Cents
1. Horses and ponies of all ages <input type="checkbox"/>	830	831	832	
2. Mules, burros, and donkeys <input type="checkbox"/>	833	834	835	
3. Mink and their pelts <input type="checkbox"/>	836	837	838	
a. Mink females used for breeding <input type="checkbox"/>	863			
4. Other livestock or animal specialties in captivity (Enter name and code from "List A" below.)		1	2	
Name _____ Code _____			\$	
5. Livestock or animal products (Enter name and code from "List B" below.)	Acres under water for aquaculture	Total quantity sold in 1978	Gross value of sales	
Name _____ Code _____			Dollars	Cents
6. Fish and other aquaculture products (Enter name and code from "List C" below.)				
Name _____ Code _____				

Name	Code	Name	Code	Name	Code
Colonies of bees	839	Other goats	848	Worms	857
Angora goats	842	Rabbits and their pelts	851	All other livestock - Specify	860
Milk goats	845	Chinchillas and their pelts	854		

Name	Code	Name	Code	Name	Code
Mohair sold	864	Catfish	872	Other fish - Specify	884
Goats milk sold	866	Trout	876	Other aquaculture products - Specify	888
Honey sold	868	Tropical and baitfish	880		
Other livestock products - Specify	870				

If more space is needed, use separate sheet of paper

SECTION 16 Did you or anyone else have any POULTRY such as CHICKENS, TURKEYS, DUCKS, etc., on this place in 1978? (Include poultry grown for others on a contract basis.)

016

- 1 ☐ YES - Complete this section
2 ☐ NO - Go to section 17

	INVENTORY Number on this place Dec. 31, 1978	Total number sold in 1978			
			Dollars	Cents	
1. HENS and PULLETS of laying age <input type="checkbox"/>	892	893			
2. PULLETS 3 months old or older not yet of laying age <input type="checkbox"/>	894	895			
3. PULLET CHICKS and PULLETS under 3 months old (Exclude commercial broilers.) <input type="checkbox"/>	896	897			
4. BROILERS, fryers, and other meat type chickens, including capons and roasters <input type="checkbox"/>	898	899			
5. TURKEYS	900	901			
a. Turkeys for slaughter (Exclude breeders.) <input type="checkbox"/>	902	903			
b. Turkey HENS kept for breeding <input type="checkbox"/>					
6. OTHER POULTRY raised in captivity - ducks, geese, pigeons or squab, pheasants, quail, etc. (Enter poultry name and code from the list below.)					
Poultry name _____ Code _____					
Poultry name _____ Code _____					
7. POULTRY HATCHED on this place in 1978 and placed or sold - chickens, turkeys, ducks, etc. - Specify kind of poultry <input type="checkbox"/>	915				
8. Incubator egg capacity on December 31, 1978 <input type="checkbox"/>	917				
9. What was the gross value of sales of poultry and poultry products (eggs, etc.) from this place in 1978? Include estimated value of poultry and poultry products moved from this place by contractors and others. <input type="checkbox"/>					
Name _____ Code _____					
Ducks	904	Pigeons or squab	908	Quail	912
Geese	906	Pheasants	910	All other poultry - Specify	914

SECTION 17 Income from MACHINE WORK, CUSTOMWORK, and OTHER AGRICULTURAL SERVICES PROVIDED for others in 1978

Total amount received from machine work, customwork, and other agricultural services PROVIDED FOR OTHERS in 1978 - planting, plowing, spraying, harvesting, etc.	None	Dollars	Cents
	<input type="checkbox"/>	919	
Specify kind of work done			

SECTION 18 During 1978 did you SELL any crops, livestock, or livestock products DIRECTLY to individuals FOR HUMAN CONSUMPTION - roadside stands, farmers markets, pick your own, etc.?

018

- 1 ☐ YES - Complete this section
2 ☐ NO - Go to section 19

1. What was the gross value of these direct sales?	Dollars	Cents
	920	
Specify products sold - vegetables, eggs, etc.		

SECTION 19 TYPE OF ORGANIZATION

Mark (X) the one item which best describes the type of organization for this place in 1978. Refer to the INFORMATION SHEET, Section 19.

- FAMILY or INDIVIDUAL operation (sole proprietorship), excluding partnership and corporation ☐ 921
 - PARTNERSHIP operation. Include family partnerships. ☐ 922 Total number of partners _____
 - INCORPORATED UNDER STATE LAW
- Answer BOTH a and b
- a. Is this a family held corporation? ☐ 3 Yes ☐ 4 No
- b. Are there more than 10 stockholders? ☐ 5 Yes ☐ 6 No
- OTHER, such as cooperative, estate or trust, prison farm, grazing association, Indian reservation, etc. ☐ 7 Specify _____

SECTION 20 CHARACTERISTICS AND OCCUPATION OF OPERATOR (Senior partner or person in charge) Refer to the INFORMATION SHEET, Section 20.

1. RESIDENCE - Does the operator (senior partner or person in charge) live on this place? ☐ 923 Yes ☐ 2 No
2. RACE of operator (senior partner or person in charge) ☐ 924
- 1 ☐ White
 - 2 ☐ Negro or Black
 - 3 ☐ American Indian
 - 4 ☐ Asian or Pacific Islander
 - 9 ☐ Other - Specify _____
3. AGE of operator (senior partner or person in charge) ☐ 925 _____ Years old
4. SEX of operator (senior partner or person in charge) ☐ 926 Male ☐ 2 Female
5. SPANISH ORIGIN - Is the operator (senior partner or person in charge) of Spanish origin or descent (Mexican, Mexican American, Cuban, or other Spanish)? ☐ 927 Yes ☐ 2 No
6. PRINCIPAL OCCUPATION - At which occupation did the operator spend the majority (50 percent or more) of his work time in 1978? For partnerships consider all members of the partnership together ☐ 928
- 1 ☐ Farming
 - 2 ☐ Other
7. OFF FARM WORK - How many days did the operator (senior partner or person in charge) work at least 4 hours per day off this place in 1978? Include work at a nonfarm job, business, or on someone else's farm. (Exclude exchange farm work.) ☐ 929
- 1 ☐ None
 - 2 ☐ 1-49 days
 - 3 ☐ 50-99 days
 - 4 ☐ 100-149 days
 - 5 ☐ 150-199 days
 - 6 ☐ 200 days or more

SECTION 21 Was any of the land in this place held under FOREIGN OWNERSHIP in 1978?

- 1 ☐ YES - Complete this section
2 ☐ NO
3 ☐ Don't know

Of the total acres in this place, how many were owned by -	None	Acres
1. Individuals who are NOT citizens of the United States? <input type="checkbox"/>		930
2. A foreign held corporation or unincorporated association, or a foreign government? <input type="checkbox"/>		931

SECTIONS 22 - 27 Not applicable to this form
SECTION 28 PERSON COMPLETING THIS REPORT - Please print

Name	999 Date
Telephone	Area code
Number	
When the data have been tabulated, do you want a summary sheet showing major census results for your county? <input type="checkbox"/> 029 YES <input type="checkbox"/> 2 NO	

(Sections 22 through 27 were collected from only 20 percent of the farms; see text)

<p>SECTION 22 Was any COMMERCIAL FERTILIZER, including ROCK PHOSPHATE, or LIME used on this place during 1978?</p> <p>022 <input type="checkbox"/> YES - Complete this section <input type="checkbox"/> NO - Go to section 23</p> <table style="width: 100%; border-collapse: collapse;"> <tr> <td style="width: 80%;">1. Acres of cropland fertilized in 1978, other than cropland used only for pastures reported in section 10, item 2b</td> <td style="width: 20%; text-align: center;">Acres fertilized 932</td> </tr> <tr> <td>2. Acres of pastureland and rangeland fertilized in 1978 reported in section 10, items 2b and 4</td> <td style="text-align: center;">933</td> </tr> </table> <table style="width: 100%; border-collapse: collapse;"> <tr> <td style="width: 80%;">3. LIME - tons of lime used and acres on which applied (Do not include land plaster or gypsum or lime for sanitation)</td> <td style="width: 10%; text-align: center;">None</td> <td style="width: 10%; text-align: center;">Tons of lime 934</td> <td style="width: 10%; text-align: center;">Acres limed 935</td> </tr> </table>	1. Acres of cropland fertilized in 1978, other than cropland used only for pastures reported in section 10, item 2b	Acres fertilized 932	2. Acres of pastureland and rangeland fertilized in 1978 reported in section 10, items 2b and 4	933	3. LIME - tons of lime used and acres on which applied (Do not include land plaster or gypsum or lime for sanitation)	None	Tons of lime 934	Acres limed 935	<p>SECTION 25 EXPENDITURES FOR ENERGY and petroleum products for the farm business during 1978</p> <p>Include expenditures paid by you and others for production of crops, livestock, and other agricultural products from this place in 1978.</p> <table style="width: 100%; border-collapse: collapse;"> <tr> <th rowspan="2"></th> <th colspan="2">Expenditures</th> <th rowspan="2">Gallons purchased in 1978</th> <th rowspan="2">Storage capacity on this place (in gallons)</th> </tr> <tr> <th>Dollars</th> <th>Cents</th> </tr> <tr><td>1. Gasoline for farm business</td><td>966</td><td></td><td>967</td><td>968</td></tr> <tr><td>2. Diesel fuel for the farm business</td><td>969</td><td></td><td>970</td><td>971</td></tr> <tr><td>3. L.P. gas, butane, propane for the farm business (4.5 lbs. = 1 gallon)</td><td>972</td><td></td><td>973</td><td>974</td></tr> <tr><td>4. Fuel oil for the farm business</td><td>975</td><td></td><td>976</td><td>977</td></tr> <tr><td>5. Natural gas for the farm business</td><td>978</td><td></td><td></td><td></td></tr> <tr><td>6. Kerosene, motor oil, grease, for the farm business</td><td>979</td><td></td><td></td><td></td></tr> <tr><td>7. Electricity for the farm business</td><td>980</td><td></td><td></td><td></td></tr> <tr><td>8. Other - coal, wood, coke, etc.</td><td>981</td><td></td><td></td><td></td></tr> </table>		Expenditures		Gallons purchased in 1978	Storage capacity on this place (in gallons)	Dollars	Cents	1. Gasoline for farm business	966		967	968	2. Diesel fuel for the farm business	969		970	971	3. L.P. gas, butane, propane for the farm business (4.5 lbs. = 1 gallon)	972		973	974	4. Fuel oil for the farm business	975		976	977	5. Natural gas for the farm business	978				6. Kerosene, motor oil, grease, for the farm business	979				7. Electricity for the farm business	980				8. Other - coal, wood, coke, etc.	981				
1. Acres of cropland fertilized in 1978, other than cropland used only for pastures reported in section 10, item 2b	Acres fertilized 932																																																								
2. Acres of pastureland and rangeland fertilized in 1978 reported in section 10, items 2b and 4	933																																																								
3. LIME - tons of lime used and acres on which applied (Do not include land plaster or gypsum or lime for sanitation)	None	Tons of lime 934	Acres limed 935																																																						
	Expenditures		Gallons purchased in 1978	Storage capacity on this place (in gallons)																																																					
	Dollars	Cents																																																							
1. Gasoline for farm business	966		967	968																																																					
2. Diesel fuel for the farm business	969		970	971																																																					
3. L.P. gas, butane, propane for the farm business (4.5 lbs. = 1 gallon)	972		973	974																																																					
4. Fuel oil for the farm business	975		976	977																																																					
5. Natural gas for the farm business	978																																																								
6. Kerosene, motor oil, grease, for the farm business	979																																																								
7. Electricity for the farm business	980																																																								
8. Other - coal, wood, coke, etc.	981																																																								
<p>SECTION 23 Were any INSECTICIDES, HERBICIDES, FUNGICIDES, NEMATOCIDES, OTHER PESTICIDES, or OTHER CHEMICALS used on this place in 1978?</p> <p>023 <input type="checkbox"/> YES - Complete this section <input type="checkbox"/> NO - Go to section 24</p> <p>Include any materials provided by you, your landlords, or contractors. For each item listed, report acres only once. If multipurpose chemicals were used, report acreage treated for each purpose.</p> <table style="width: 100%; border-collapse: collapse;"> <tr> <td style="width: 80%;">1. Sprays, dusts, granules, fumigants, etc., (fungicide, herbicide, insecticide, nematocide) to control -</td> <td style="width: 20%; text-align: center;">None</td> </tr> <tr><td>a. Insects on hay and other crops</td><td style="text-align: center;">936</td></tr> <tr><td>b. Nematodes in crops</td><td style="text-align: center;">937</td></tr> <tr><td>c. Diseases in crops and orchards (blights, smuts, rusts, etc.)</td><td style="text-align: center;">938</td></tr> <tr><td>d. Weeds, grass, or brush in crops and pasture</td><td style="text-align: center;">939</td></tr> <tr><td>2. Chemicals for defoliation or for growth control of crops or thinning of fruit</td><td style="text-align: center;">940</td></tr> </table> <p>3. Were any chemicals used for -</p> <p>a. Insect control on livestock and poultry, including treatment of buildings? 941 <input type="checkbox"/> Yes <input type="checkbox"/> No</p> <p>b. Sanitation, rodent and bird control, etc.? 942 <input type="checkbox"/> Yes <input type="checkbox"/> No</p>	1. Sprays, dusts, granules, fumigants, etc., (fungicide, herbicide, insecticide, nematocide) to control -	None	a. Insects on hay and other crops	936	b. Nematodes in crops	937	c. Diseases in crops and orchards (blights, smuts, rusts, etc.)	938	d. Weeds, grass, or brush in crops and pasture	939	2. Chemicals for defoliation or for growth control of crops or thinning of fruit	940	<p>SECTION 26 SELECTED PRODUCTION EXPENSES paid by you and others for this place in 1978</p> <p>Include your best estimates of expenses paid by you, your landlord, contractors, buyers, and others for production of crops, livestock, and other agricultural products in 1978. DO NOT INCLUDE expenses connected with performing customwork for others; operation of nonfarm activities, businesses, or services; or household expenses not related to the farm business.</p> <table style="width: 100%; border-collapse: collapse;"> <tr> <th rowspan="2"></th> <th colspan="2">Selected expenditures</th> </tr> <tr> <th>Dollars</th> <th>Cents</th> </tr> <tr><td>1. Livestock and poultry purchased - cattle, calves, hogs, pigs, sheep, lambs, goats, horses, chicks, poults, started pullets, etc.</td><td>982</td><td></td></tr> <tr><td>2. Total feed purchased for livestock and poultry - grain, hay, silage, mixed feeds, concentrates, etc.</td><td>983</td><td></td></tr> <tr><td>a. Commercially mixed formula feeds purchased - complete, supplement, concentrates. (Do not include ingredients purchased separately, such as soybean meal, cottonseed meal, and urea.)</td><td>984</td><td></td></tr> <tr><td>3. Animal health costs for livestock and poultry. Include veterinarian services, serums, vaccines, medicines, etc.</td><td>986</td><td></td></tr> <tr><td>4. Seeds, bulbs, plants, and trees purchased</td><td>987</td><td></td></tr> <tr><td>5. Commercial fertilizer purchased - all forms, including rock phosphate and gypsum. Report custom application costs in item 9 below.</td><td>988</td><td></td></tr> <tr><td>6. Agricultural chemicals purchased - insecticides, herbicides, fungicides, other pesticides, lime, etc. Report custom application costs in item 9 below.</td><td>989</td><td></td></tr> <tr><td>7. Hired farm or ranch labor. (See Information Sheet)</td><td>990</td><td></td></tr> <tr><td>a. Of the hired workers, including paid family workers, how many -</td><td></td><td></td></tr> <tr><td>(1) Worked 150 days or more?</td><td>991</td><td></td></tr> <tr><td>(2) Worked less than 150 days?</td><td>992</td><td></td></tr> <tr><td>8. Contract labor - Include expenditures primarily for labor, such as harvesting of fruit, vegetables, berries, etc., performed on a contract basis by a contractor, crew leader, a cooperative, etc.</td><td>993</td><td></td></tr> <tr><td>9. Customwork, machine hire and rental of machinery and equipment - Include expenditures for use of equipment and for customwork such as grinding and mixing feed, plowing, combining, corn picking, drying, silo filling, spraying, dusting, fertilizing, etc. (Exclude cost of cotton ginning)</td><td>994</td><td></td></tr> </table>		Selected expenditures		Dollars	Cents	1. Livestock and poultry purchased - cattle, calves, hogs, pigs, sheep, lambs, goats, horses, chicks, poults, started pullets, etc.	982		2. Total feed purchased for livestock and poultry - grain, hay, silage, mixed feeds, concentrates, etc.	983		a. Commercially mixed formula feeds purchased - complete, supplement, concentrates. (Do not include ingredients purchased separately, such as soybean meal, cottonseed meal, and urea.)	984		3. Animal health costs for livestock and poultry. Include veterinarian services, serums, vaccines, medicines, etc.	986		4. Seeds, bulbs, plants, and trees purchased	987		5. Commercial fertilizer purchased - all forms, including rock phosphate and gypsum. Report custom application costs in item 9 below.	988		6. Agricultural chemicals purchased - insecticides, herbicides, fungicides, other pesticides, lime, etc. Report custom application costs in item 9 below.	989		7. Hired farm or ranch labor. (See Information Sheet)	990		a. Of the hired workers, including paid family workers, how many -			(1) Worked 150 days or more?	991		(2) Worked less than 150 days?	992		8. Contract labor - Include expenditures primarily for labor, such as harvesting of fruit, vegetables, berries, etc., performed on a contract basis by a contractor, crew leader, a cooperative, etc.	993		9. Customwork, machine hire and rental of machinery and equipment - Include expenditures for use of equipment and for customwork such as grinding and mixing feed, plowing, combining, corn picking, drying, silo filling, spraying, dusting, fertilizing, etc. (Exclude cost of cotton ginning)	994	
1. Sprays, dusts, granules, fumigants, etc., (fungicide, herbicide, insecticide, nematocide) to control -	None																																																								
a. Insects on hay and other crops	936																																																								
b. Nematodes in crops	937																																																								
c. Diseases in crops and orchards (blights, smuts, rusts, etc.)	938																																																								
d. Weeds, grass, or brush in crops and pasture	939																																																								
2. Chemicals for defoliation or for growth control of crops or thinning of fruit	940																																																								
	Selected expenditures																																																								
	Dollars	Cents																																																							
1. Livestock and poultry purchased - cattle, calves, hogs, pigs, sheep, lambs, goats, horses, chicks, poults, started pullets, etc.	982																																																								
2. Total feed purchased for livestock and poultry - grain, hay, silage, mixed feeds, concentrates, etc.	983																																																								
a. Commercially mixed formula feeds purchased - complete, supplement, concentrates. (Do not include ingredients purchased separately, such as soybean meal, cottonseed meal, and urea.)	984																																																								
3. Animal health costs for livestock and poultry. Include veterinarian services, serums, vaccines, medicines, etc.	986																																																								
4. Seeds, bulbs, plants, and trees purchased	987																																																								
5. Commercial fertilizer purchased - all forms, including rock phosphate and gypsum. Report custom application costs in item 9 below.	988																																																								
6. Agricultural chemicals purchased - insecticides, herbicides, fungicides, other pesticides, lime, etc. Report custom application costs in item 9 below.	989																																																								
7. Hired farm or ranch labor. (See Information Sheet)	990																																																								
a. Of the hired workers, including paid family workers, how many -																																																									
(1) Worked 150 days or more?	991																																																								
(2) Worked less than 150 days?	992																																																								
8. Contract labor - Include expenditures primarily for labor, such as harvesting of fruit, vegetables, berries, etc., performed on a contract basis by a contractor, crew leader, a cooperative, etc.	993																																																								
9. Customwork, machine hire and rental of machinery and equipment - Include expenditures for use of equipment and for customwork such as grinding and mixing feed, plowing, combining, corn picking, drying, silo filling, spraying, dusting, fertilizing, etc. (Exclude cost of cotton ginning)	994																																																								
<p>SECTION 24 MACHINERY AND EQUIPMENT on this place on December 31, 1978 (Include only equipment used for agricultural operations in 1977 or 1978.)</p> <p>• Value of ALL machinery and equipment on this place, December 31, 1978</p> <p>1. What is the estimated market value of ALL machinery, equipment, and implements usually kept on this place and used for the farm or ranch business? Include cars, trucks, tractors, combines, plows, disks, harrows, dryers, pumps, motors, irrigation equipment, dairy equipment including milkers and bulk tanks, livestock feeders, grinding and mixing equipment, etc.</p> <table style="width: 100%; border-collapse: collapse;"> <tr> <th colspan="2">Estimated market value</th> </tr> <tr> <th>Dollars</th> <th>Cents</th> </tr> <tr><td>943</td><td></td></tr> </table> <p>• SELECTED machinery and equipment on this place, December 31, 1978. (Report only if used in 1977 or 1978.)</p> <table style="width: 100%; border-collapse: collapse;"> <tr> <th></th> <th>Total number on this place on December 31, 1978</th> <th>Of the total, HOW MANY were manufactured in the last 5 years (1974-1978)? (Number)</th> </tr> <tr><td>2. Automobiles</td><td>944</td><td>945</td></tr> <tr><td>3. Motortrucks (Include pickups)</td><td>946</td><td>947</td></tr> <tr><td>4. Wheel tractors other than garden tractors and motor tillers</td><td>948</td><td>949</td></tr> <tr><td>5. Grain and bean combines, self-propelled only</td><td>950</td><td>951</td></tr> <tr><td>6. Corn heads for combines</td><td>952</td><td>953</td></tr> <tr><td>7. Other corn pickers and picker-shellers</td><td>954</td><td>955</td></tr> <tr><td>8. Cotton pickers (Exclude cotton strippers)</td><td>956</td><td>957</td></tr> <tr><td>9. Mower conditioners</td><td>958</td><td>959</td></tr> <tr><td>10. Pickup balers</td><td>960</td><td>961</td></tr> <tr><td>11. Field forage harvesters, shear bar or flywheel type</td><td>962</td><td>963</td></tr> </table>	Estimated market value		Dollars	Cents	943			Total number on this place on December 31, 1978	Of the total, HOW MANY were manufactured in the last 5 years (1974-1978)? (Number)	2. Automobiles	944	945	3. Motortrucks (Include pickups)	946	947	4. Wheel tractors other than garden tractors and motor tillers	948	949	5. Grain and bean combines, self-propelled only	950	951	6. Corn heads for combines	952	953	7. Other corn pickers and picker-shellers	954	955	8. Cotton pickers (Exclude cotton strippers)	956	957	9. Mower conditioners	958	959	10. Pickup balers	960	961	11. Field forage harvesters, shear bar or flywheel type	962	963	<p>SECTION 27 ESTIMATED MARKET VALUE OF LAND AND BUILDINGS</p> <p>Please give your best ESTIMATE of the CURRENT MARKET VALUE of land and buildings for the acres reported in section 1, items 1, 2, and 3, page 1.</p> <table style="width: 100%; border-collapse: collapse;"> <tr> <th rowspan="2"></th> <th colspan="2">Estimated current market value of land and buildings</th> </tr> <tr> <th>Dollars</th> <th>Cents</th> </tr> <tr><td>1. All land owned</td><td>996</td><td></td></tr> <tr><td>2. All land rented or leased FROM OTHERS</td><td>997</td><td></td></tr> <tr><td>3. All land rented or leased TO OTHERS</td><td>998</td><td></td></tr> </table>		Estimated current market value of land and buildings		Dollars	Cents	1. All land owned	996		2. All land rented or leased FROM OTHERS	997		3. All land rented or leased TO OTHERS	998				
Estimated market value																																																									
Dollars	Cents																																																								
943																																																									
	Total number on this place on December 31, 1978	Of the total, HOW MANY were manufactured in the last 5 years (1974-1978)? (Number)																																																							
2. Automobiles	944	945																																																							
3. Motortrucks (Include pickups)	946	947																																																							
4. Wheel tractors other than garden tractors and motor tillers	948	949																																																							
5. Grain and bean combines, self-propelled only	950	951																																																							
6. Corn heads for combines	952	953																																																							
7. Other corn pickers and picker-shellers	954	955																																																							
8. Cotton pickers (Exclude cotton strippers)	956	957																																																							
9. Mower conditioners	958	959																																																							
10. Pickup balers	960	961																																																							
11. Field forage harvesters, shear bar or flywheel type	962	963																																																							
	Estimated current market value of land and buildings																																																								
	Dollars	Cents																																																							
1. All land owned	996																																																								
2. All land rented or leased FROM OTHERS	997																																																								
3. All land rented or leased TO OTHERS	998																																																								

Form 78-A1(I)
(10-17-78)U.S. DEPARTMENT OF COMMERCE
BUREAU OF THE CENSUS

INFORMATION SHEET

1978 CENSUS OF AGRICULTURE

GENERAL INFORMATION

WE NEED A COMPLETED REPORT FORM FROM EVERYONE receiving this request. Please follow the instructions given below for completing section 1. You will then be able to determine what additional information is to be provided.

1. The enclosed census report form is being used by farms and ranches throughout the entire United States. Because it is meant for use in all parts of the country, it may contain sections and inquiries which do not apply to you. In this case, mark the "None" or "No" box and go on to the next item or section.

2. If You Receive More Than One Report Form
If you have multiple farming operations, you should complete a report for EACH SEPARATE and DISTINCT production unit, that is, each individual farm, ranch, feedlot, greenhouse, etc., or combination of farms, etc., for which you maintain SEPARATE records of operating expenses and sales, livestock and other inventories, crop acreages, and production. Return any duplicate or extra report forms in the same envelope with the report(s) you complete so we can remove the extra addresses from our mail register. In the space provided to the right of the address label of the report form you complete, write the 11-digit number from the label of the extra form or forms.

3. Partnership Operations

A partnership is an association of two or more persons who have agreed (informally or under legal contract) on the amount of their contributions and profit distributions.

Complete only ONE report for the entire partnership farm and ranch operation, including all partners' shares on the same report. If two or more report forms were received for the partnership see 2 above.

Partners who also have separate operations of their own should complete reports for those separate operations. For additional information on Partnerships see section 19 below.

4. How To Enter Your Responses On The Report Form

Please enter your answers in the proper spaces, on the correct lines, and in the units requested, i.e., dollars, bushels, tons, etc. Write any explanation outside the answer spaces or on a separate sheet of paper.

Enter whole numbers unless the "Tenths" column is provided, such as reporting acres of Irish potatoes in section 2. If you have 1/2, 1/4, or 1/3 of an acre, convert to tenths. For example convert 1/2 to 5/10, 1/3 to 3/10, 1/4 to 2/10, etc.

If you do not recall exact figures, please give your best estimate. You may indicate "Est." (for estimated) beside the answer, if you like. For all dollar items, we need only whole dollars, although a "Cents" column is provided for those who wish to report cents.

COMPLETING THE REPORT FORM

Section 1 — ACREAGE IN 1978

This section determines the land for which you should report agricultural activities. It also provides space for reporting landlords, renters, and location(s) of agricultural activities.

Changes in the Acres Operated in 1978 — Report all land that YOU USED during 1978, and the crops and livestock production on that land, even if some or all of it was no longer a part of your operation on December 31, 1978.

If you had agriculture operations at any time during 1978, but quit farming before December 31, 1978, report your 1978 crop and livestock production and sales from that land for the portion of the year that you operated the land. Please explain in the margin of the report form (or on a separate sheet of paper) that you quit farming or ranching during 1978 and give the approximate date and the name and address of the present operator, if known.

If you acquired land for agricultural operations, but did not use it for livestock or crop production in 1978, include the land in section 1. Please explain in the margin or on a separate sheet of paper.

Completing Items 1, 2, 3, and 4 of Section 1 — Use items 1, 2, and 3 to determine the acres of land that are your responsibility for the purpose of making the agriculture census report. Include all land that you were associated with in 1978, regardless of location or use, but do not include holdings of residential property not associated with agricultural operations. Report all land in whole acres in this section.

Item 1 — Land Owned — Report all land owned in 1978 whether held under title, purchase contract or mortgage, homestead law, or as heir or trustee of an undivided estate, by you and/or your spouse, or by the partnership, corporation, or organization for which you are reporting.

Item 2 — Land Rented or Leased FROM Others — Report all land rented by you, even though the landlord may have supplied equipment, fertilizer, or other materials and/or some supervision of the work.

INCLUDE in item 2 —

- Land (for agricultural uses) that you rented FROM others for cash payments
- Land worked on a share basis
- Land (owned by someone else) which you used rent-free
- Federal, State, Indian, or railroad land rented or leased by the acre

DO NOT INCLUDE in item 2 — Land used on a per-head or animal unit license or permit basis, such as land used under section 3 of the Taylor Grazing Act, National Forest Land, or Indian Reservation Permit Land.

Item 3 — Land Rented TO OTHERS — Cash tenants, share tenants, and share croppers are farm operators for census purposes and are responsible for making the agriculture census report for the land they operate.

INCLUDE in item 3 —

- Owned land rented TO others for cash or a share of the crops or livestock
- Land which you rented from others and then subleased to others in 1978
- Land rented out for residential or other nonfarm purposes, if it was part of the land reported in item 1 or 2
- Land worked for you by someone else on a share-of-crop basis
- Land which you allowed others to use rent-free

NOTE: Please enter the names and addresses of renters, tenants, and sharecroppers in item 6.

Item 4 — Acres in this Place — This is the sum of the land that you owned in 1978 (item 1), PLUS the land that you rented FROM others (item 2), MINUS the land that you rented TO others (item 3). It is very important that you report this figure correctly (even if "0" acres), since the remainder of your report should cover only those operations on "the Acres in This Place" reported in item 4.

"Zero Acres in Place" — Should you complete the rest of this form?

If you yourself had crop or livestock activities on the land for any portion of the year, you should complete the rest of the form. See "Changes in Acres Operated in 1978," above.

If all your land was operated by a renter or sharecropper for all of 1978, you do not have to complete the entire form. In this case, you should:

- Complete item 6 for renter.
- Skip to section 28 and complete Name, Address, Telephone number, etc.
- Explain briefly in the margin or on separate paper that you did not operate a farm or ranch in 1978. For example, "All land rented out," "Sold Farm," "Retired," etc., and give the approximate date that

you quit operating. If you sold your farm, please give the name and address of current owner or operator, if known.

d. Mail the form in the return envelope provided.

Item 7 — Grazing Permits — In some States, government lands and Indian lands are used for grazing livestock under permit or special license, with payments on a per-head or animal unit basis. This land should NOT be included as part of item 2, "Land rented or leased FROM others," or item 4, "Total Acres in This Place." But you should include in your report any livestock located on permit land in 1978.

Sections 2—8 — CROPS

Sections 2 through 8 provide space for reporting crops harvested during the 1978 crop year from the land shown in section 1, item 4, of your report. Please report your crops in the appropriate section. Do not include any crops grown on land rented, leased, or worked on shares by others during 1978.

Acres Harvested — Enter the acres harvested in 1978. Round fractions to whole acres except where tenths are requested, as for Irish potatoes.

Quantity Harvested — The units of measure on the report form are those most commonly used throughout the country. If you use a different unit of measure, please convert your figure for quantity harvested to the unit requested. If harvest is incomplete by December 31, 1978, please estimate the total quantity harvested.

Crop Irrigation — For each crop irrigated, report number of acres irrigated. Irrigation is defined as land watered by artificial or controlled means — sprinklers, furrows or ditches, spreader dikes, purposeful flooding, etc. Include acres that received supplemental, partial, and preplant irrigation. For any crop not irrigated, leave "Acres irrigated" blank.

How to Report Crops Harvested

a. **Sections 2 and 3** — In these two sections, separate lines are provided for reporting each of several crops widely grown in the United States. Do not write in data for any other crops.

b. **Sections 4—8** — In each of these sections, report any of the crops listed in the same section. To report a crop in any of these sections, (1) find the crop name and the code number in the list in the section; (2) enter crop name and code in the first two columns of the first available answer line in the section; (3) enter the information requested in the headings of the remaining columns.

Example: A farmer harvested 20 acres of alfalfa seed, yielding 6,000 pounds, and 30 acres of red clover seed, yielding 8,400 pounds. (He did not irrigate either crop.) He would enter the following in section 8:

SECTION 8			
Have any OTHER CROPS harvested from this place in 1978 — crop details			
List each seed, sugar crop, or other crop not previously reported			
<input checked="" type="checkbox"/> Yes Complete this section <input type="checkbox"/> No Do not complete			
For each crop, enter the number of acres harvested, and the quantity harvested			
Crop name	Code	Acres harvested	Quantity harvested
Alfalfa seed	542	20	6,000
Red clover seed	671	30	8,400

If more space is needed, use separate sheet of paper.

Two or More Crops Harvested From The Same Land (Double-Cropping) — Report the total acres and production of each harvested crop in the appropriate section of the report form.

Example: A farmer harvested 1,230 bushels of wheat from 40 acres in 1978, then planted and harvested 1,550 bushels of soybeans from the same 40 acres before the end of the year. He irrigated the soybeans but not the wheat.

Correct entries			
	Acres	Bushels	Acres irrigated
Item 3 Wheat	40	1,230	—
Item 8 Soybeans	40	1,550	40

Sections 2-8 - CROPS - Continued

Interplanted Crops and "Skip Row" Planting - If two crops were grown at the same time in alternating strips in the same field, report the portion of the field used for each crop.

Example: A 60 acre field was planted in cotton and soybeans, with two rows of cotton followed by an area of the same width planted in soybeans. Thirty acres of soybeans would be reported in section 2, item 8, and 30 acres of cotton in section 2, item 9.

Vegetables - Report acres of vegetables harvested FOR SALE. Do not report acres of vegetables for home use. Report the total acreage of each vegetable crop harvested.

Example: You harvested 10 acres of lettuce from a field in 1978, then replanted the field to lettuce and harvested the 10 acres again. Enter only 10 acres of land from which vegetables were harvested in item 1 of section 5, but write in 20 acres of lettuce harvested in item 2 of section 5.

Fruit and Nuts - In counting the combined total of 20 or more trees and vines, include those for home use as well as those maintained for sale of the production (exclude abandoned trees).

If crops other than fruit and nut trees and vines were interplanted with trees or vines, report the total acres for BOTH the orchard and the interplanted crops harvested.

Example: If 20 acres of cotton were grown in a 30 acre pecan orchard, you would report 20 acres of cotton in section 2, item 9, and 30 acres of pecans in section 4.

Avocados, Olives, Sugarcane

Avocados - For California report the quantity harvested from November 1, 1977 through November 30, 1978. For Florida report the quantity harvested from April 1978 through March 1979, estimating if necessary.

Olives - Report the quantity harvested from the bloom of 1977 for the October 1977 to March 1978 harvest season.

Sugarcane - For Florida and Texas report cuttings from November 1977 through April 1978. For Louisiana and Hawaii report for the 1978 crop year.

Section 9 - GROSS VALUE OF CROPS SOLD

Report the values received during 1978, regardless of the year in which the crops were harvested. Give gross values (before deducting taxes and expenses). If full payment was not received for a crop or crops sold in 1978, report only the amount actually received in 1978.

For value of grains and cotton, include as sold the value of government CCC loans received in 1978 but not loans obtained from any other government or private source.

Section 10 - LAND USE

The purpose of this section is to classify the acres you reported in section 1, item 4, by principal use in 1978. Do not include any acres you rented TO others (reported in section 1, item 3).

Land Used for Multiple Purposes - If part of your land was used for more than one purpose in 1978, report that land on the line for the use first listed, and NOT on the line for the second use. For example, if you plowed under a cover crop, and planted and harvested a grain crop, report the land in item 2a, "Cropland harvested," but NOT as "Cropland used for cover crop, legumes, . . . etc." (item 2c).

Double Cropping - When more than one crop was harvested from the same land in 1978, report that land only ONCE as "Cropland Harvested," item 2a of this section.

Interplanted Crops - If you interplanted crops, such as cotton in an orchard, report the total land used for both crops only ONCE, as "Cropland Harvested," in item 2a.

Section 12-16 - LIVESTOCK AND POULTRY

Animals and Poultry to be Included in the Report - Report all animals and poultry on the place on December 31, 1978. Include all owned by you and any kept by you for others. Include animals on unfenced land, on National Forest land, on district land or cooperative grazing association land, or on rangeland administered by the Bureau of Land Management on a per-head or lease basis (such as on wheat pasture). Include poultry (broilers, layers, turkeys, etc.) fed under contract on "This Place." Include livestock and poultry kept on this place for home use, 4H projects, etc.

Number sold - Report all animals and poultry sold or removed from this place including those sold for a landlord or given to a landlord as his share or to others in trade or in payment for goods and services. Include animals of all ages without regard to ownership or who shared in the receipts if the animals were located on the place 30 days or more and were sold or removed from the place in 1978.

Sales from Contract and Custom Feeding Operations - Include animals and poultry (including poultry under contract) fed on this place on a contract or custom basis if they were removed from the place in 1978.

Value of Sales - Be sure to report the total gross value of sales of animals and poultry without deducting cost of feed, cost of livestock purchased, cost of hauling and selling, etc. If the sale price or value is not known, give your best estimate of their value when they left this place.

Animals Moved to Another Place - For animals removed from this place to another place, such as for further feeding, report the number as sold and give your best estimate of their market value when they left this place.

Animals to be Excluded from the Report - Do not report any animals or poultry kept under a share arrangement on land rented TO others in 1978.

Animals Sold from Another Place - Animals owned by you, but held and sold from someone else's place should NOT be included. For example, do not report cattle purchased elsewhere, fed in, and sold from a feedlot not part of this place.

Animals Bought and Sold - Do not include animals bought and resold within 30 days. Such purchases and sales are considered "dealer" transactions.

Fat Cattle Sales - Do not include with fattened cattle in item 3a of section 12:

- Veal calves which were fattened primarily on milk, or
- Dairy cows fed only the usual dairy ration before being sold, or
- Cattle and calves that were sold for further feeding.

All Other Livestock - Specify the name of any other livestock, animal specialty, or livestock products on or sold from this place that have not been accounted for elsewhere on this form.

Example: Bees sold (colonies, packages, pounds); semen sales, animals bred and sold for laboratory use; birds, frogs, etc.

Section 19 - TYPE OF ORGANIZATION

Use the following definitions to assist you in determining the type of organization for your operation.

Individual or Family Operation (Sole Proprietorship) - Defined as a farm or business organization controlled and operated by an individual. Includes family operations that are not incorporated and not operated under a partnership agreement.

Partnership Operation - Defined as two or more persons who have agreed on the amount of their contribution (capital and effort) and the distribution of profits. Co-ownership of land by husband and wife or joint filing of income tax forms by husband and wife does not constitute a partnership, unless the agreement to share contributions, decisionmaking, profits, and liabilities exists. Producing products under contract or under a share rental agreement does not constitute a partnership.

Corporation - Defined as a legal entity or artificial person created under the laws of a State to carry on a business. This definition does not include cooperatives.

Other - Such as cooperative (defined as an incorporated or unincorporated enterprise or association created and formed jointly by the members), estate or trust (defined as fund of money or property administered for the benefit of another individual or organization), prison farm, grazing association, Indian reservation, etc.

Section 20 - OPERATOR CHARACTERISTICS AND OCCUPATION

This section applies to the characteristics and occupation of the individual owner, operator, senior partner, or person in charge for the type of organization reported in section 19 of the form.

For Individual or Family Operation (Sole Proprietorship) - Complete this section for the operator.

For Partnership Operations - Complete items 1 through 5 and 7 (of this section) for the "Senior Partner." The "Senior Partner" is the individual who is mainly responsible for the agricultural operations on this place. Consider the oldest partner as the "Senior Partner" if each shares equally in the day-to-day management decisions. For item 6 (Principal Occupation) consider all members of the partnership together. Please include as "Farming" worktime at all types of agricultural enterprises, including specialties, such as greenhouses, nurseries, mushrooms, ranching, feed lots, broiler feeding, etc.

For Incorporated and Other Operations (Co-operatives, Estates, etc.) - Complete section 20 for the person in charge, such as hired manager, business manager, or other person primarily responsible for the on-site, day-to-day operation of the farm or ranch business.

Section 22 - COMMERCIAL FERTILIZER

Report acres on which commercial fertilizer was applied during 1978. If some acres where fertilized more than once, report acres ONLY ONCE.

Section 24 - MACHINERY AND EQUIPMENT

The estimated market value in item 1 refers to ALL machinery and equipment kept on this place and used for the farm business. The value should be an estimate of what the machinery and equipment would sell for in its present condition, not the replacement or depreciated value.

Section 26 - SELECTED PRODUCTION EXPENSES

Include expenses paid by you and by anyone else for the production of crops, poultry, livestock, and other agricultural products on this place. Also include expenses incurred even if payment was not made in 1978. Please give estimates if you do not know the exact figures. For example, if you grew broilers or fed cattle for others, include in item 1, as purchases, your best estimate of the value of the baby chicks or cattle at the time they were brought to this place. Also include in item 2, the value and amount of all feed purchased by you or someone else for use on this place.

Do not include expenses related to nonfarm activities (trading and speculation, or livestock dealer activities).

Hired Labor - Expenditures for hired labor should include gross wages or salaries, commissions, paid bonuses, and leave pay before deductions, plus the value of benefits paid by you - Social Security taxes, unemployment insurance, etc. Do not include room and board, house rent, or other items paid in kind.

DUE BY FEBRUARY 15, 1979

Form Approved O.M.B. No. 41-578025

NOTICE Response to this inquiry is required by law (title 13, U.S. Code). By the same law YOUR REPORT TO THE CENSUS BUREAU IS CONFIDENTIAL. It may be seen only by sworn Census employees and may be used only for statistical purposes. Your report CANNOT be used for purposes of taxation, investigation, or regulation. The law also provides that copies retained in your files are immune from legal process.

In correspondence pertaining to this report, please refer to the 11-digit Census File Number (CFN)

FORM 78-A1(H)
(7-28-78)U.S. DEPARTMENT OF COMMERCE
BUREAU OF THE CENSUS**1978 CENSUS OF AGRICULTURE**

HAWAII

COMPLETE AND RETURN TO

Bureau of the Census
1201 East Tenth Street
Jeffersonville, Indiana 47132**Note** Please read the Information Sheet before completing the form.

If book figures are not available, reasonable estimates may be used. If filing by Feb. 15 causes an undue burden, a time extension request may be sent to the above address. Include your 11-digit Census File Number (CFN) as shown in your address label in all correspondence to us.

If you received more than one report form, enter extra Census File Number(s) here and return extra copies with your completed report.

CENSUS USE ONLY	035	036	037	038
	039	040	041	042

(Please correct errors in name, address, and ZIP code.)

SECTION 1 ACREAGE IN 1978

If the acres you operated in 1978 changed during the year, refer to the INFORMATION SHEET, Section 1.

Report land owned, rented, or used by you, your spouse, or by the partnership, corporation, or organization for which you are reporting. Include ALL LAND, REGARDLESS OF LOCATION OR USE — cropland, pastureland, rangeland, woodland, idle land, house lots, etc.

1. All land owned ☐ None ☐ Number of acres 043
2. All land rented or leased FROM OTHERS, including land worked by you on shares, used rent free, in exchange for services, payment of taxes, etc. Include leased Federal, State, and railroad land. (DO NOT include land used on a per-head basis under a grazing permit.) Also complete item 5 below. ☐ 044
3. All land rented or leased TO OTHERS, including land worked on shares by others and land subleased. Also complete item 6 below. ☐ 045
4. ACRES IN THIS PLACE — ADD acres owned (item 1) and acres rented (item 2), then SUBTRACT acres rented TO OTHERS (item 3), and enter the result in this space. ☐ 046

For this census report these are the "ACRES IN THIS PLACE."

If the entry is zero please refer to the INFORMATION SHEET, Section 1.

5. If you rented land FROM OTHERS (item 2) enter the following information for each landlord.

Name of landlord	Mailing address (include ZIP code)	Number of acres
		047
		048
		049

List additional landlords on a separate sheet of paper.

6. If you rented land TO OTHERS (item 3), enter the following information for each renter.

Name of renter	Mailing address (include ZIP code)	Number of acres
		050
		051
		052

List additional renters on a separate sheet of paper.

- a. Of the land you rented or leased to others, how many acres did you own? ☐ None ☐ 053 Acres
7. During 1978, did you have any Federal or State grazing permits on a per-head basis, such as Forest Service, Taylor Grazing, Indian Reservations, etc.? ☐ 054 ☐ Yes ☐ No
8. How many set aside acres did you have in the Federal Farm Program in 1978? ☐ None ☐ 055 Acres

9. LOCATION OF AGRICULTURAL ACTIVITY FOR THIS PLACE

- a. In what county was the largest value of your agricultural products raised or produced?
- | | | | |
|------------------|-------------|-------|-----------------|
| Principal county | County name | State | Number of acres |
| | | | 056 |
| | | | 057 |
| | | | 058 |
| | | | 059 |
- b. If you also have agricultural operations in any other county(ies), enter the county name(s), etc.

INSTRUCTIONS

Sections 2 through 6 provide space for reporting crops harvested during 1978. Please report your crops in the appropriate section. Do not include crops grown on land rented to others. Use section 6 to report ONLY those crops NOT listed in sections 2 through 5.

SECTION 2 Was any SUGARCANE or PINEAPPLES harvested or growing on this place in 1978?

- 002
- 1 ☐ YES — Complete this section
- 2 ☐ NO — Go to section 3

	Acres harvested or for future harvest	Quantity harvested	Acres irrigated
1. Sugarcane for sugar harvested in 1978 (Do not report tons of raw or refined sugar)	722	723 Tons of cane	724
2. Sugarcane for seed	725	726 Tons	727
3. Sugarcane NOT harvested in 1978	731		733
4. Pineapples harvested in the year ending May 31, 1978	061	062 Tons	063
5. Pineapples NOT harvested in the year ending May 31, 1978	064		066

SECTION 3 Were any VEGETABLES, SWEET CORN, MELONS, etc., harvested FOR SALE from this place in 1978?

- 003
- 1 ☐ YES — Complete this section
- 2 ☐ NO — Go to section 4

	Acres		Acres irrigated	
	Whole acres	Tenths	Whole acres	Tenths
1. Land from which vegetables were harvested in 1978.	375	/10	376	/10
2. From the list below, enter the crop name and code for each crop harvested in 1978. If more than one vegetable crop was harvested from the same acres, report acres for each crop. Report crops grown under protection in section 5.				
Crop name	Code	Acres harvested	Acres irrigated	
		/10	/10	
		/10	/10	
		/10	/10	
		/10	/10	
		/10	/10	
		/10	/10	

If more space is needed, use separate sheet of paper.

Crop name	Code	Crop name	Code	Crop name	Code
Beans, snap (bush and pole)	381	Cucumbers	411	Pumpkins	449
Broccoli	385	and pickles	412	Radishes	451
Cabbage, Chinese	389	Dalton	413	Spinach	457
Cabbage, head	391	Eggplant	415	Squash	459
Cabbage, mustard	393	Lettuce	427	Sweet corn	461
Carrots	397	and romaine	427	Tomatoes	463
Cauliflower	399	Onions, dry	433	Watercress	471
Celery	401	Onions, green	435	Watermelons	473
Chinese peas	405	Parsley	439	Other vegetables —	
		Peppers, sweet	443	Specify	475

SECTION 4 Was there a COMBINED TOTAL of 20 or more nut trees, banana plants, coffee trees, or fruit trees including citrus on this place in 1978? (Do NOT include abandoned trees or plantings.)

004

1 ☐ YES - Complete this section2 ☐ NO - Go to section 5

Total acres		Acres irrigated	
Whole acres	Tenths	Whole acres	Tenths
121	10	122	10

1. Total acres in bearing and nonbearing fruit orchards, groves, coffee trees, nut trees, and banana plants

2. Report the following information for each crop even if not harvested because of low prices, or damage from weather. For interplanted trees, estimate the area covered by each kind of fruit.

Crop name	Code	NUMBER OF TREES OR PLANTS OF -		Acres all ages		Quantity harvested
		Nonbearing age	Bearing age	Whole acres	Tenths	
Avocados	135		1	2	/10	Pounds
Bananas	141		1	2	/10	Pounds
Coffee (1977-78 crop)	153		1	2	/10	Pounds (parchment)
						Pounds (cherry)
Guavas	183		1	2	/10	Pounds
Limes	285		1	2	/10	Pounds
Macadamia nuts	333		1	2	/10	Pounds (husked, unshelled)
						Pounds (shelled, nuts)
Mangoes	195		1	2	/10	Pounds
Oranges	297		1	2	/10	Pounds
Papayas	213		1	2	/10	Pounds
Passion fruit	219		1	2	/10	Pounds
Plums	243		1	2	/10	Pounds
Tangerines and mandarins	309		1	2	/10	Pounds
All other fruit and nuts - Specify	369		1	2	/10	Pounds
	369		1	2	/10	Pounds

SECTION 5 Were any NURSERY and GREENHOUSE PRODUCTS, sod, bulbs, flowers, flower seeds, vegetable seeds and plants, vegetables under glass or other protection, GROWN FOR SALE on this place in 1978?

005

1 ☐ YES - Complete this section2 ☐ NO - Go to section 6

1. Nursery and greenhouse products irrigated in 1978

None

Area irrigated		
Square feet	Whole acres	Tenths
477	478	10

2. Report the following information for each product grown.

Product name	Code	Square feet under glass or other protection in 1978	Acres in the open in 1978		Sales in 1978	
			Whole acres	Tenths	Dollars	Cents
Bedding plants (include vegetable plants)	479		1	10	\$	
Bulbs	482		1	10	\$	
Cut flowers and cut florist greens	485		1	10	\$	
Nursery products - environmental, lining-out stock, fruit and nut trees, and vines	488		1	10	\$	
Foliage and flowering plants	491		1	10	\$	
Sod harvested	497		1	10	\$	
Vegetable and flower seeds	500		1	10	\$	
Greenhouse vegetables	503		1		\$	
Other - Specify	506		1		\$	

SECTION 6 Other crops - Were any OTHER CROPS harvested from this place in 1978 - corn, sorghums, ginger root, lotus root, taro, potatoes, or other crops not previously listed?

006

1 ☐ YES - Complete this section2 ☐ NO - Go to section 9

Crop name	Code	Acres harvested	Quantity harvested	Acres irrigated
Ginger root	611	/10	Pounds	/10
Lotus root	641	/10	Pounds	/10
Irish potatoes	097	/10	Hundred-weight	/10
Sweetpotatoes	100	/10	Bushels	/10
Taro	743	/10	Hundred-weight	/10
Other crops - Enter name and code from list below.				

Crop name	Code	Crop name	Code
Corn for grain or seed (bushels, shelled)	067	Sorghums for silage or green chop (tons, green)	085
Corn for silage or green chop (tons, green)	070	Crops cut and fed green (green chop), including hay crops (exclude pineapple plants and sugarcane tops) (tons, green)	118
Hay, alfalfa (tons, dry)	103		
Hay, other (tons, dry)	109		
Sorghums for grain or seed (bushels)	082	All other crops (pounds)	773

SECTIONS 7 and 8 NOT APPLICABLE TO THIS REPORT

SECTION 9 GROSS VALUE of CROPS SOLD from this place in 1978, BEFORE taxes and expenses (Refer to the INFORMATION SHEET, Section 9.)

Report your best estimate of the value for each of the following groups of crops sold from this place in 1978. Include the value of the landlord's and/or contractor's share, estimating if necessary.

	None	Dollars	Cents
1. Grain — corn and sorghums for grain or seed	<input type="checkbox"/>	776	\$
2. Hay and silage	<input type="checkbox"/>	781	\$
3. Vegetables, sweet corn, and melons — Do NOT include Irish potatoes or sweet potatoes, report them in item 6 below	<input type="checkbox"/>	782	\$
4. Fruit and nuts — pineapples, bananas, coffee, Macadamia nuts, avocados, citrus, etc.	<input type="checkbox"/>	783	\$
5. Nursery and greenhouse products — flowers, plants, etc.	<input type="checkbox"/>	784	\$
6. Other crops — Sugarcane, ginger root, lotus root, taro, potatoes, etc.	<input type="checkbox"/>	785	\$

SECTION 10 LAND USE IN 1978

1. Copy ACRES IN THIS PLACE from section 1, item 4, page 1 _____ Acres

NOTE — If the same land had more than one use in 1978, REPORT THAT LAND ONLY ONCE — in the use first listed below that applies. For example, cropland harvested and also pastured is to be reported only as "Cropland harvested."

	None	Number of acres
2. CROPLAND		787
a. Cropland harvested — Include all land from which crops were harvested or hay was cut, and all land in orchards, citrus groves, vineyards, and nursery and greenhouse products	<input type="checkbox"/>	788
b. Cropland used only for pasture or grazing — Include rotation pasture and grazing land that could have been used for crops without additional improvements	<input type="checkbox"/>	789
c. Cropland used for cover crops, legumes, and soil-improvement grasses, but NOT harvested and NOT pastured	<input type="checkbox"/>	790
d. Cropland on which all crops failed (Exception: Do not report here land in orchards and vineyards on which the crop failed. Such acreage is to be reported in item 2a.)	<input type="checkbox"/>	791
e. Cropland in cultivated summer fallow	<input type="checkbox"/>	792
f. Cropland in pineapples or sugarcane not harvested in 1978	<input type="checkbox"/>	793
g. Cropland idle	<input type="checkbox"/>	794
3. Woodland — Include all woodlots and timber tracts and cutover and deforested land with young timber growth.		795
a. Woodland pastured	<input type="checkbox"/>	796
b. Woodland not pastured	<input type="checkbox"/>	797
4. Other pastureland and rangeland — Include any pastureland other than cropland and woodland pasture	<input type="checkbox"/>	798
5. All other land — Land in house lots, ponds, roads, wasteland, etc. Include any land not reported in items 2 through 4 above	<input type="checkbox"/>	799
6. TOTAL ACRES — Add the acres reported in items 2 through 5 (Should be the same as item 1 above.)		800

SECTION 11 Has any LAND in this place IRRIGATED at any time in 1978?

Irrigated land is all land watered by any artificial or controlled means — sprinklers, furrows or ditches, spreader dikes, etc. Include supplemental, partial, and preplant irrigation.

- 011 1 ☐ YES — Complete this section
2 ☐ NO — Go to section 12

	None	Number of acres irrigated
1. How many acres of each of the following classifications of land were irrigated in 1978?		799
a. HARVESTED LAND reported in section 10, item 2a — Include land from which hay was cut and land in bearing and nonbearing fruit and nut crops	<input type="checkbox"/>	800
b. PASTURELAND or RANGELAND reported in section 10, items 2b and 4 — Include spring flooding if water diverted or spread by dams, spreader dikes, canals, ditches, pipes, or other works	<input type="checkbox"/>	801
c. ANY OTHER LAND — Such as land not harvested due to complete failure, idle land, land in pineapples or sugarcane not harvested, or land in cover crops and soil-improvement grasses.	<input type="checkbox"/>	802
d. TOTAL LAND IRRIGATED (Total of a, b, and c above.)		802

SECTION 12 Did you or anyone else have any CATTLE or CALVES on this place in 1978?

- 012 1 ☐ YES — Complete this section
2 ☐ NO — Go to section 13

• DECEMBER 31, 1978 INVENTORY

	None	INVENTORY Number on this place Dec. 31, 1978
1. CATTLE AND CALVES of all ages (Total of a, b, c, and d below)	<input type="checkbox"/>	803 Total all ages
a. BEEF COWS — Include beef heifers that had calved	<input type="checkbox"/>	804 Beef cows
b. MILK COWS kept for production of milk or cream for sale or home use — Include dry milk cows and milk heifers that had calved	<input type="checkbox"/>	805 Milk cows
c. HEIFERS AND HEIFER CALVES — Exclude heifers that had calved	<input type="checkbox"/>	806 Heifers and heifer calves
d. STEERS, STEER CALVES, BULLS AND BULL CALVES	<input type="checkbox"/>	807 Steers and bulls of all ages

• CATTLE AND CALVES SOLD FROM THIS PLACE IN 1978

Include those fed on this place on a contract or custom basis. Also report as sold, cattle moved from this place to a feedlot for further feeding.

	None	Number sold in 1978	Gross value of sales
			Dollars Cents
2. Calves weighing less than 500 pounds	<input type="checkbox"/>	808	809 \$
3. Cattle, including calves weighing 500 pounds or more	<input type="checkbox"/>	810	811 \$
a. Of the total cattle sold, how many were FATTENED on this place on GRAIN or CONCENTRATES for 30 days or more and SOLD for SLAUGHTER?	<input type="checkbox"/>	812	813 \$

• DAIRY PRODUCTS SOLD FROM THIS PLACE IN 1978

	None	Gross value of sales
		Dollars Cents
4. Gross value of sales of DAIRY PRODUCTS from this place in 1978. Report goat dairy products in section 15	<input type="checkbox"/>	814 \$

SECTION 13 Did you or anyone else have any HOGS or PIGS on this place in 1978?

- 013 1 ☐ YES — Complete this section
2 ☐ NO — Go to section 14

• DECEMBER 31, 1978 INVENTORY

	None	INVENTORY Number on this place Dec. 31, 1978
1. HOGS and PIGS of all ages (Total of a and b below)	<input type="checkbox"/>	815 Total
a. HOGS and PIGS used or to be used for BREEDING	<input type="checkbox"/>	816 Breeding
b. OTHER HOGS and PIGS	<input type="checkbox"/>	817 Other

• LITTERS FARROWED

	None	Number of litters
2. LITTERS FARROWED on this place between —		818
a. December 1, 1977 and May 31, 1978	<input type="checkbox"/>	819
b. June 1, 1978 and November 30, 1978	<input type="checkbox"/>	

• HOGS AND PIGS SOLD

	None	Number sold in 1978	Gross value of sales
			Dollars Cents
3. HOGS and PIGS SOLD from this place in 1978	<input type="checkbox"/>	820	821 \$
4. Of the hogs and pigs sold, how many were sold as FEEDER PIGS for further feeding?	<input type="checkbox"/>	822	823 \$

SECTION 14 Did you or anyone else have any SHEEP or LAMBS on this place in 1978?

- 014 1 ☐ YES — Complete this section
2 ☐ NO — Go to section 15

	None	INVENTORY Number on this place Dec. 31, 1978	SALES Number sold in 1978
1. SHEEP and LAMBS of all ages	<input type="checkbox"/>	824	825
a. EWES 1 year old or older	<input type="checkbox"/>	826	

	None	Number shorn	Pounds of wool shorn
2. SHEEP and LAMBS SHORN	<input type="checkbox"/>	827	828

	None	Gross value of sales
		Dollars Cents
3. What was the gross value of sales of sheep, lambs, and wool from this place in 1978?	<input type="checkbox"/>	829 \$

SECTION 15 Did you or anyone else have any HORSES, BEES, FISH, OTHER LIVESTOCK, or ANIMAL SPECIALTIES in 1978?

015 ☐ YES - Complete this section
☐ NO - Go to section 16

	None	INVENTORY Number on this place Dec. 31, 1978	Total number sold in 1978	Gross value of sales	
				Dollars	Cents
1. Horses and ponies of all ages	<input type="checkbox"/>	830	831	832	
2. Mules, burros, and donkeys	<input type="checkbox"/>	833	834	835	
3. Mink and their pelts	<input type="checkbox"/>	836	837	838	
a. Mink females used for breeding	<input type="checkbox"/>	863			
4. Other livestock or animal specialties in captivity (Enter name and code from "List A" below.)					
Name	Code				
5. Livestock or animal products (Enter name and code from "List B" below.)					
Name	Code				
6. Fish and other aquaculture products (Enter name and code from "List C" below.)					
Name	Code				

List A

Name	Code	Name	Code	Name	Code
Colonies of bees	839	Other goats	848	Worms	857
Angora goats	842	Rabbits and their pelts	851	All other livestock - Specify	860
Milk goats	845	Chinchillas and their pelts	854		

List B

Name	Code	Name	Code	Name	Code
Mohair sold	864	Catfish	872	Other fish - Specify	884
Goats milk sold	866	Trout	876	Other aquaculture products - Specify	888
Honey sold	868	Tropical and saltfish	880		
Other livestock products - Specify	870				

List C

Name	Code	Name	Code	Name	Code
Mohair sold	864	Catfish	872	Other fish - Specify	884
Goats milk sold	866	Trout	876	Other aquaculture products - Specify	888
Honey sold	868	Tropical and saltfish	880		
Other livestock products - Specify	870				

If more space is needed, use separate sheet of paper.

SECTION 16 Did you or anyone else have any POULTRY such as CHICKENS, TURKEYS, DUCKS, etc., on this place in 1978? (Include poultry grown for others on a contract basis.)

016 ☐ YES - Complete this section
☐ NO - Go to section 17

	None	INVENTORY Number on this place Dec. 31, 1978	Total number sold in 1978
1. HENS and PULLETS of laying age	<input type="checkbox"/>	892	893
2. PULLETS 3 months old or older not yet of laying age	<input type="checkbox"/>	894	895
3. PULLET CHICKS and PULLETS under 3 months old (Exclude commercial broilers.)	<input type="checkbox"/>	896	897
4. BROILERS, fryers, and other meat type chickens, including capons and roasters	<input type="checkbox"/>	898	899
5. TURKEYS		900	901
a. Turkeys for slaughter (Exclude breeders.)	<input type="checkbox"/>	902	903
b. Turkey HENS kept for breeding	<input type="checkbox"/>		
6. OTHER POULTRY raised in captivity - ducks, geese, pigeons or squab, pheasants, quail, etc. (Enter poultry name and code from the list below.)			
Poultry name	Code		
Poultry name	Code		
7. POULTRY HATCHED on this place in 1978 and placed or sold - chickens, turkeys, ducks, etc. - Specify kind of poultry	<input type="checkbox"/>	916	917
8. Incubator egg capacity on December 31, 1978	<input type="checkbox"/>		
9. What was the gross value of sales of poultry and poultry products (eggs, etc.) from this place in 1978? Include estimated value of poultry and poultry products moved from this place by contractors and others.	<input type="checkbox"/>		

Gross value of sales

Dollars	Cents
918	

SECTION 17 Income from MACHINE WORK, CUSTOMWORK, and OTHER AGRICULTURAL SERVICES PROVIDED for others in 1978

Total amount received from machine work, customwork, and other agricultural services PROVIDED FOR OTHERS in 1978 - planting, plowing, spraying, harvesting, etc. ☐ None ☐ Dollars ☐ Cents

Specify kind of work done

SECTION 18 During 1978 did you SELL any crops, livestock, or livestock products DIRECTLY to individuals FOR HUMAN CONSUMPTION - roadside stands, farmers markets, pick your own, etc.?

018 ☐ YES - Complete this section
☐ NO - Go to section 19

1. What was the gross value of these direct sales? ☐ Dollars ☐ Cents

Specify products sold - vegetables, eggs, etc.

SECTION 19 TYPE OF ORGANIZATION

Mark (X) the one item which best describes the type of organization for this place in 1978. Refer to the INFORMATION SHEET, Section 19.

• FAMILY or INDIVIDUAL operation (sole proprietorship), excluding partnership and corporation ☐ 921

• PARTNERSHIP operation. Include family partnerships ☐ 922 Total number of partners

• INCORPORATED UNDER STATE LAW

Answer BOTH a and b

a. Is this a family held corporation? ☐ Yes ☐ No

b. Are there more than 10 stockholders? ☐ Yes ☐ No

• OTHER, such as cooperative, estate or trust, prison farm, grazing association, Indian reservation, etc. ☐ 923 Specify

SECTION 20 CHARACTERISTICS AND OCCUPATION OF OPERATOR (Senior partner or person in charge) Refer to the INFORMATION SHEET, Section 20.

1. RESIDENCE - Does the operator (senior partner or person in charge) live on this place? ☐ Yes ☐ No

2. RACE of operator (senior partner or person in charge)

1 ☐ White
 2 ☐ Negro or Black
 3 ☐ American Indian
 4 ☐ Hawaiian
 5 ☐ Japanese
 6 ☐ Chinese
 7 ☐ Filipino
 8 ☐ Korean
 9 ☐ Other - Specify

3. AGE of operator (senior partner or person in charge) ☐ 925 Years old

4. SEX of operator (senior partner or person in charge) ☐ Male ☐ Female

5. SPANISH ORIGIN - Is the operator (senior partner or person in charge) of Spanish origin or descent (Mexican, Mexican American, Cuban, or other Spanish)? ☐ Yes ☐ No

6. PRINCIPAL OCCUPATION - At which occupation did the operator spend the majority (50 percent or more) of his work time in 1978? For partnerships consider all members of the partnership together.

1 ☐ Farming ☐ 928 Other

7. OFF FARM WORK - How many days did the operator (senior partner or person in charge) work at least 4 hours per day off this place in 1978? Include work at a nonfarm job, business, or on someone else's farm. (Exclude exchange farm work.)

1 ☐ None
 2 ☐ 1-49 days
 3 ☐ 50-99 days
 4 ☐ 100-149 days
 5 ☐ 150-199 days
 6 ☐ 200 days or more

SECTION 21 Was any of the land in this place held under FOREIGN OWNERSHIP in 1978?

021 ☐ YES - Complete this section
☐ NO
☐ Don't know } Go to section 22

Of the total acres in this place, how many were owned by -

1. Individuals who are NOT citizens of the United States? ☐ Acres

2. A foreign held corporation or unincorporated association, or a foreign government? ☐ Acres

SECTION 22 Was any COMMERCIAL FERTILIZER , including ROCK PHOSPHATE , or LIME used on this place during 1978? 022 1 <input type="checkbox"/> YES - Complete this section 2 <input type="checkbox"/> NO - Go to section 23 1. Acres of cropland fertilized in 1978, other than cropland used only for pastures reported in section 10, item 2b <input type="checkbox"/> None <input type="checkbox"/> Acres fertilized 932 2. Acres of pastureland and rangeland fertilized in 1978 reported in section 10, items 2b and 4 <input type="checkbox"/> 933 3. LIME - tons of lime used and acres on which applied (Do not include lime plaster or gypsum or lime for sanitation.) <input type="checkbox"/> None <input type="checkbox"/> Tons of lime 934 <input type="checkbox"/> Acres limed 935	SECTION 25 EXPENDITURES FOR ENERGY and petroleum products for the farm business during 1978 Include expenditures paid by you and others for production of crops, livestock, and other agricultural products from this place in 1978. None <table border="1" style="width: 100%; border-collapse: collapse;"> <thead> <tr> <th rowspan="2"></th> <th colspan="2">Expenditures</th> <th rowspan="2">Gallons purchased in 1978</th> <th rowspan="2">Storage capacity on this place (in gallons)</th> </tr> <tr> <th>Dollars</th> <th>Cents</th> </tr> </thead> <tbody> <tr> <td>1. Gasoline for farm business <input type="checkbox"/></td> <td>966</td> <td></td> <td>967</td> <td>968</td> </tr> <tr> <td>2. Diesel fuel for the farm business <input type="checkbox"/></td> <td>969</td> <td></td> <td>970</td> <td>971</td> </tr> <tr> <td>3. LP gas, butane, propane for the farm business (4.5 lbs. = 1 gallon) <input type="checkbox"/></td> <td>972</td> <td></td> <td>973</td> <td>974</td> </tr> <tr> <td>4. Fuel oil for the farm business <input type="checkbox"/></td> <td>975</td> <td></td> <td>976</td> <td>977</td> </tr> <tr> <td>5. Natural gas for the farm business <input type="checkbox"/></td> <td>978</td> <td></td> <td></td> <td></td> </tr> <tr> <td>6. Kerosene, motor oil, grease, for the farm business <input type="checkbox"/></td> <td>979</td> <td></td> <td></td> <td></td> </tr> <tr> <td>7. Electricity for the farm business <input type="checkbox"/></td> <td>980</td> <td></td> <td></td> <td></td> </tr> <tr> <td>8. Other - coal, wood, coke, etc. <input type="checkbox"/></td> <td>981</td> <td></td> <td></td> <td></td> </tr> </tbody> </table>		Expenditures		Gallons purchased in 1978	Storage capacity on this place (in gallons)	Dollars	Cents	1. Gasoline for farm business <input type="checkbox"/>	966		967	968	2. Diesel fuel for the farm business <input type="checkbox"/>	969		970	971	3. LP gas, butane, propane for the farm business (4.5 lbs. = 1 gallon) <input type="checkbox"/>	972		973	974	4. Fuel oil for the farm business <input type="checkbox"/>	975		976	977	5. Natural gas for the farm business <input type="checkbox"/>	978				6. Kerosene, motor oil, grease, for the farm business <input type="checkbox"/>	979				7. Electricity for the farm business <input type="checkbox"/>	980				8. Other - coal, wood, coke, etc. <input type="checkbox"/>	981								
	Expenditures		Gallons purchased in 1978	Storage capacity on this place (in gallons)																																																	
	Dollars	Cents																																																			
1. Gasoline for farm business <input type="checkbox"/>	966		967	968																																																	
2. Diesel fuel for the farm business <input type="checkbox"/>	969		970	971																																																	
3. LP gas, butane, propane for the farm business (4.5 lbs. = 1 gallon) <input type="checkbox"/>	972		973	974																																																	
4. Fuel oil for the farm business <input type="checkbox"/>	975		976	977																																																	
5. Natural gas for the farm business <input type="checkbox"/>	978																																																				
6. Kerosene, motor oil, grease, for the farm business <input type="checkbox"/>	979																																																				
7. Electricity for the farm business <input type="checkbox"/>	980																																																				
8. Other - coal, wood, coke, etc. <input type="checkbox"/>	981																																																				
SECTION 23 Were any INSECTICIDES, HERBICIDES, FUNGICIDES, NEMATOCIDES, OTHER PESTICIDES, or OTHER CHEMICALS used on this place in 1978? 023 1 <input type="checkbox"/> YES - Complete this section 2 <input type="checkbox"/> NO - Go to section 24 Include any materials provided by you, your landlords, or contractors. For each item listed, report acres only once. If multipurpose chemicals were used, report acreage treated for each purpose. 1. Sprays, dusts, granules, fumigants, etc., (fungicide, herbicide, insecticide, nematocide) to control - None a. Insects on hay and other crops <input type="checkbox"/> 936 b. Nematodes in crops <input type="checkbox"/> 937 c. Diseases in crops and orchards (blights, smuts, rusts, etc.) <input type="checkbox"/> 938 d. Weeds, grass, or brush in crops and pasture <input type="checkbox"/> 939 2. Chemicals for defoliation or for growth control of crops or thinning of fruit <input type="checkbox"/> 940 3. Were any chemicals used for - a. Insect control on livestock and poultry, including treatment of buildings? 941 <input type="checkbox"/> Yes <input type="checkbox"/> No b. Sanitation, rodent and bird control, etc.? (include time for sanitation) 942 <input type="checkbox"/> Yes <input type="checkbox"/> No	SECTION 26 SELECTED PRODUCTION EXPENSES paid by you and others for this place in 1978 Include your best estimates of expenses paid by you, your landlord, contractors, buyers, and others for production of crops, livestock, and other agricultural products in 1978. DO NOT INCLUDE expenses connected with performing customwork for others; operation of nonfarm activities, businesses, or services; the processing of sugarcane and pineapples; or household expenses not related to the farm business. <table border="1" style="width: 100%; border-collapse: collapse;"> <thead> <tr> <th rowspan="2"></th> <th colspan="2">Selected expenditures</th> </tr> <tr> <th>Dollars</th> <th>Cents</th> </tr> </thead> <tbody> <tr> <td>1. Livestock and poultry purchased - cattle, calves, hogs, pigs, sheep, lambs, goats, horses, chicks, poults, started pullets, etc. <input type="checkbox"/></td> <td>982</td> <td></td> </tr> <tr> <td>2. Total feed purchased for livestock and poultry - grain, hay, silage, mixed feeds, concentrates, etc. <input type="checkbox"/></td> <td>983</td> <td></td> </tr> <tr> <td>a. Commercially mixed formula feeds purchased - complete, supplement, concentrates. (Do not include ingredients purchased separately, such as soybean meal, cottonseed meal, and urea.) <input type="checkbox"/></td> <td>984</td> <td>985</td> </tr> <tr> <td>3. Animal health costs for livestock and poultry. Include veterinarian services, serums, vaccines, medicines, etc. <input type="checkbox"/></td> <td>986</td> <td></td> </tr> <tr> <td>4. Seeds, bulbs, plants, and trees purchased <input type="checkbox"/></td> <td>987</td> <td></td> </tr> <tr> <td>5. Commercial fertilizer purchased - all forms, including rock phosphate and gypsum. Report custom application costs in item 9 below. <input type="checkbox"/></td> <td>988</td> <td></td> </tr> <tr> <td>6. Agricultural chemicals purchased - insecticides, herbicides, fungicides, other pesticides, lime, etc. Report custom application costs in item 9 below. <input type="checkbox"/></td> <td>989</td> <td></td> </tr> <tr> <td>7. Hired farm or ranch labor (See Information Sheet) <input type="checkbox"/></td> <td>990</td> <td></td> </tr> <tr> <td>a. Of the hired workers, including paid family workers, how many - (1) Worked 150 days or more? <input type="checkbox"/> (2) Worked less than 150 days? <input type="checkbox"/></td> <td>991</td> <td>992</td> </tr> <tr> <td>8. Contract labor - include expenditures primarily for labor, such as harvesting of fruit, sugarcane, vegetables, etc., performed on a contract basis by a contractor, a crew leader, a cooperative, etc. <input type="checkbox"/></td> <td>993</td> <td></td> </tr> <tr> <td>9. Customwork, machine hire and rental of machinery and equipment - include expenditures for use of equipment and for customwork such as grinding and mixing feed, plowing, spraying, dusting, fertilizing, sugarcane planting, hauling, harvesting, etc. (Exclude cost of processing sugarcane and pineapples.) <input type="checkbox"/></td> <td>994</td> <td></td> </tr> </tbody> </table>		Selected expenditures		Dollars	Cents	1. Livestock and poultry purchased - cattle, calves, hogs, pigs, sheep, lambs, goats, horses, chicks, poults, started pullets, etc. <input type="checkbox"/>	982		2. Total feed purchased for livestock and poultry - grain, hay, silage, mixed feeds, concentrates, etc. <input type="checkbox"/>	983		a. Commercially mixed formula feeds purchased - complete, supplement, concentrates. (Do not include ingredients purchased separately, such as soybean meal, cottonseed meal, and urea.) <input type="checkbox"/>	984	985	3. Animal health costs for livestock and poultry. Include veterinarian services, serums, vaccines, medicines, etc. <input type="checkbox"/>	986		4. Seeds, bulbs, plants, and trees purchased <input type="checkbox"/>	987		5. Commercial fertilizer purchased - all forms, including rock phosphate and gypsum. Report custom application costs in item 9 below. <input type="checkbox"/>	988		6. Agricultural chemicals purchased - insecticides, herbicides, fungicides, other pesticides, lime, etc. Report custom application costs in item 9 below. <input type="checkbox"/>	989		7. Hired farm or ranch labor (See Information Sheet) <input type="checkbox"/>	990		a. Of the hired workers, including paid family workers, how many - (1) Worked 150 days or more? <input type="checkbox"/> (2) Worked less than 150 days? <input type="checkbox"/>	991	992	8. Contract labor - include expenditures primarily for labor, such as harvesting of fruit, sugarcane, vegetables, etc., performed on a contract basis by a contractor, a crew leader, a cooperative, etc. <input type="checkbox"/>	993		9. Customwork, machine hire and rental of machinery and equipment - include expenditures for use of equipment and for customwork such as grinding and mixing feed, plowing, spraying, dusting, fertilizing, sugarcane planting, hauling, harvesting, etc. (Exclude cost of processing sugarcane and pineapples.) <input type="checkbox"/>	994															
	Selected expenditures																																																				
	Dollars	Cents																																																			
1. Livestock and poultry purchased - cattle, calves, hogs, pigs, sheep, lambs, goats, horses, chicks, poults, started pullets, etc. <input type="checkbox"/>	982																																																				
2. Total feed purchased for livestock and poultry - grain, hay, silage, mixed feeds, concentrates, etc. <input type="checkbox"/>	983																																																				
a. Commercially mixed formula feeds purchased - complete, supplement, concentrates. (Do not include ingredients purchased separately, such as soybean meal, cottonseed meal, and urea.) <input type="checkbox"/>	984	985																																																			
3. Animal health costs for livestock and poultry. Include veterinarian services, serums, vaccines, medicines, etc. <input type="checkbox"/>	986																																																				
4. Seeds, bulbs, plants, and trees purchased <input type="checkbox"/>	987																																																				
5. Commercial fertilizer purchased - all forms, including rock phosphate and gypsum. Report custom application costs in item 9 below. <input type="checkbox"/>	988																																																				
6. Agricultural chemicals purchased - insecticides, herbicides, fungicides, other pesticides, lime, etc. Report custom application costs in item 9 below. <input type="checkbox"/>	989																																																				
7. Hired farm or ranch labor (See Information Sheet) <input type="checkbox"/>	990																																																				
a. Of the hired workers, including paid family workers, how many - (1) Worked 150 days or more? <input type="checkbox"/> (2) Worked less than 150 days? <input type="checkbox"/>	991	992																																																			
8. Contract labor - include expenditures primarily for labor, such as harvesting of fruit, sugarcane, vegetables, etc., performed on a contract basis by a contractor, a crew leader, a cooperative, etc. <input type="checkbox"/>	993																																																				
9. Customwork, machine hire and rental of machinery and equipment - include expenditures for use of equipment and for customwork such as grinding and mixing feed, plowing, spraying, dusting, fertilizing, sugarcane planting, hauling, harvesting, etc. (Exclude cost of processing sugarcane and pineapples.) <input type="checkbox"/>	994																																																				
SECTION 24 MACHINERY AND EQUIPMENT on this place on December 31, 1978 (Include only equipment used for agricultural operations in 1977 or 1978.) • Value of ALL machinery and equipment on this place, December 31, 1978 1. What is the estimated market value of ALL machinery, equipment, and implements usually kept on this place and used for the farm or ranch business? Include cars, trucks, tractors, combines, plows, disks, harrows, dryers, pumps, motors, irrigation equipment, dairy equipment including milkers and bulk tanks, livestock feeders, grinding and mixing equipment, etc. <table border="1" style="width: 100%; border-collapse: collapse;"> <thead> <tr> <th rowspan="2"></th> <th colspan="2">Estimated market value</th> </tr> <tr> <th>Dollars</th> <th>Cents</th> </tr> </thead> <tbody> <tr> <td>943</td> <td></td> <td></td> </tr> </tbody> </table> • SELECTED machinery and equipment on this place, December 31, 1978. (Report only if used in 1977 or 1978.) <table border="1" style="width: 100%; border-collapse: collapse;"> <thead> <tr> <th></th> <th>Total number on this place on December 31, 1978</th> <th>Of the total, HOW MANY were manufactured in the last 5 years (1974-1978)? (Number)</th> </tr> </thead> <tbody> <tr> <td>2. Automobiles <input type="checkbox"/></td> <td>944</td> <td>945</td> </tr> <tr> <td>3. Motortrucks - include pickups <input type="checkbox"/></td> <td>946</td> <td>947</td> </tr> <tr> <td>4. Wheel tractors other than garden tractors and motor tillers <input type="checkbox"/></td> <td>948</td> <td>949</td> </tr> <tr> <td>5. Grain and bean combines, self-propelled only <input type="checkbox"/></td> <td>950</td> <td>951</td> </tr> <tr> <td>6. Corn heads for combines <input type="checkbox"/></td> <td>952</td> <td>953</td> </tr> <tr> <td>7. Other corn pickers and picker-shellers <input type="checkbox"/></td> <td>954</td> <td>955</td> </tr> <tr> <td>8. Mower conditioners <input type="checkbox"/></td> <td>958</td> <td>959</td> </tr> <tr> <td>9. Pickup balers <input type="checkbox"/></td> <td>960</td> <td>961</td> </tr> <tr> <td>10. Field forage harvesters, shear bar or flywheel type <input type="checkbox"/></td> <td>962</td> <td>963</td> </tr> </tbody> </table>		Estimated market value		Dollars	Cents	943				Total number on this place on December 31, 1978	Of the total, HOW MANY were manufactured in the last 5 years (1974-1978)? (Number)	2. Automobiles <input type="checkbox"/>	944	945	3. Motortrucks - include pickups <input type="checkbox"/>	946	947	4. Wheel tractors other than garden tractors and motor tillers <input type="checkbox"/>	948	949	5. Grain and bean combines, self-propelled only <input type="checkbox"/>	950	951	6. Corn heads for combines <input type="checkbox"/>	952	953	7. Other corn pickers and picker-shellers <input type="checkbox"/>	954	955	8. Mower conditioners <input type="checkbox"/>	958	959	9. Pickup balers <input type="checkbox"/>	960	961	10. Field forage harvesters, shear bar or flywheel type <input type="checkbox"/>	962	963	SECTION 27 ESTIMATED MARKET VALUE OF LAND AND BUILDINGS Please give your best ESTIMATE of the CURRENT MARKET VALUE of land and buildings for the acres reported in section 1, items 1, 2, and 3, page 1. <table border="1" style="width: 100%; border-collapse: collapse;"> <thead> <tr> <th rowspan="2"></th> <th colspan="2">Estimated current market value of land and buildings</th> </tr> <tr> <th>Dollars</th> <th>Cents</th> </tr> </thead> <tbody> <tr> <td>1. All land owned <input type="checkbox"/></td> <td>996</td> <td></td> </tr> <tr> <td>2. All land rented or leased FROM OTHERS <input type="checkbox"/></td> <td>997</td> <td></td> </tr> <tr> <td>3. All land rented or leased TO OTHERS <input type="checkbox"/></td> <td>998</td> <td></td> </tr> </tbody> </table>		Estimated current market value of land and buildings		Dollars	Cents	1. All land owned <input type="checkbox"/>	996		2. All land rented or leased FROM OTHERS <input type="checkbox"/>	997		3. All land rented or leased TO OTHERS <input type="checkbox"/>	998	
		Estimated market value																																																			
	Dollars	Cents																																																			
943																																																					
	Total number on this place on December 31, 1978	Of the total, HOW MANY were manufactured in the last 5 years (1974-1978)? (Number)																																																			
2. Automobiles <input type="checkbox"/>	944	945																																																			
3. Motortrucks - include pickups <input type="checkbox"/>	946	947																																																			
4. Wheel tractors other than garden tractors and motor tillers <input type="checkbox"/>	948	949																																																			
5. Grain and bean combines, self-propelled only <input type="checkbox"/>	950	951																																																			
6. Corn heads for combines <input type="checkbox"/>	952	953																																																			
7. Other corn pickers and picker-shellers <input type="checkbox"/>	954	955																																																			
8. Mower conditioners <input type="checkbox"/>	958	959																																																			
9. Pickup balers <input type="checkbox"/>	960	961																																																			
10. Field forage harvesters, shear bar or flywheel type <input type="checkbox"/>	962	963																																																			
	Estimated current market value of land and buildings																																																				
	Dollars	Cents																																																			
1. All land owned <input type="checkbox"/>	996																																																				
2. All land rented or leased FROM OTHERS <input type="checkbox"/>	997																																																				
3. All land rented or leased TO OTHERS <input type="checkbox"/>	998																																																				
SECTION 28 PERSON COMPLETING THIS REPORT - Please print Name 999 Date Telephone Area code Number When the data have been tabulated, do you want a summary sheet showing major census results for your county? 029 <input type="checkbox"/> YES <input type="checkbox"/> NO																																																					

78-A1(L1)
(5-78)



UNITED STATES DEPARTMENT OF COMMERCE
Bureau of the Census
Washington, D.C. 20233

OFFICE OF THE DIRECTOR

Reply to:
BUREAU OF THE CENSUS
1201 EAST TENTH STREET
JEFFERSONVILLE, INDIANA 47132

FROM THE DIRECTOR
BUREAU OF THE CENSUS

Your report form for the 1978 Census of Agriculture is enclosed.

Please fill it out and return it to us by February 15, 1979

Since the 1974 census, significant changes have occurred in agricultural prices and production patterns. It is essential that complete and timely data be available at the county level so that decisions directly affecting you, which are made by many users, both public and private, are based on the best possible information.

In planning this census, we have reduced the number of questions and made the report form easier to answer. Please read the enclosed Information Sheet. It provides definitions and guidelines which will help in completing the report form.

Many persons will complete and return the report form well ahead of the due date. We hope you can too. Early responses will help us to publish the findings at an early date, and will avoid additional requests. If book figures are not available, your best estimates will be acceptable. If filing by February 15 creates an undue burden, a request for extension may be sent to our Indiana office. Include the 11-digit Census File Number shown in your address label in all correspondence to us.

After the data have been tabulated, we can send you a summary sheet showing major census results for your county. If you would like to receive it, check the box in section 29 of the report form.

We will very much appreciate your quick response. It is vital to the accurate and timely publication of the 1978 Census of Agriculture.

Sincerely,

MANUEL D. PLOTKIN

Enclosure

NOTICE — Response to this inquiry is required by law (title 13, U.S. Code). By the same law YOUR REPORT TO THE CENSUS BUREAU IS CONFIDENTIAL. It may be seen only by sworn Census employees and may be used only for statistical purposes. Your report CANNOT be used for purposes of taxation, investigation, or regulation. The law also provides that copies retained in your files are immune from legal process.



1978
CENSUS OF
AGRICULTURE

78-A1-L1(S)
(3-79)



UNITED STATES DEPARTMENT OF COMMERCE
Bureau of the Census
Data Preparation Division
Jeffersonville, Indiana 47132

**FROM THE AGRICULTURE DIVISION
BUREAU OF THE CENSUS**

Your report form for the 1978 Census of Agriculture is enclosed. The reason you are receiving this form at this time is:

- ☐ The form we originally mailed to you was returned by the Post Office as undeliverable.
- ☐ The list containing your name and address came to us too late to be included in the initial mailout at the beginning of the year.
- ☐ Your name was obtained from the person from whom you rented land in 1978.
- ☐ Your name was obtained from a previous owner of land you purchased.

Since the 1974 census, significant changes have occurred in agricultural prices and production patterns. It is essential that complete and timely data be available at the county level so that decisions directly affecting you, which are made by many users, both public and private, are based on the best possible information.

In planning this census, we have reduced the number of questions and made the report form easier to answer. Please read the enclosed Information Sheet. It provides definitions and guidelines which will help in completing the report form.

After the data have been tabulated, we can send you a summary sheet showing major census results for your county. If you would like to receive it, check the box in section 28 of the report form.

Each census form mailed has its own 11-digit Census File Number (CFN) located on the top line of the address label. If you have already completed and returned a 1978 Census of Agriculture report form, please copy that CFN number from your record copy to this form and return it to us in the envelope provided. We apologize for not being able to recognize that we had already sent a census form to you.

If you have not already reported, please complete the enclosed form in accordance with the Information Sheet and return your completed report form within 21 days. Also, return any extra report forms (with labels) in the same return envelope. This will insure that all forms will be accounted for and the census will be as complete as possible.

We will very much appreciate your quick response. It is vital to the accurate and timely publication of the 1978 Census of Agriculture.

Sincerely,

ORVIN L. WILHITE
Chief, Agriculture Division

Enclosures



**1978
CENSUS OF
AGRICULTURE**

78-A1(L2)
(9-78)



UNITED STATES DEPARTMENT OF COMMERCE
Bureau of the Census
Data Preparation Division
Jeffersonville, Indiana 47132

**FROM THE AGRICULTURE DIVISION
BUREAU OF THE CENSUS**

Many farmers and ranchers across the Nation have already completed and returned their report forms for the 1978 Census of Agriculture. If you have done so, thank you for your promptness. You have helped us get an early start in tabulating the census results.

If you have not completed and returned your report form, this is to remind you that we would like to have it by February 15. For the census information to be complete for your county and State, we need a completed report form from everyone.

If you cannot complete your report form by February 15, please write us and request a time extension. Please write your request on the other side of this letter and send it to the address shown above.

If you did not conduct any agricultural operations in 1978, it is equally important for us to hear from you. Please complete the few items in section 1 of the report form so that we can clarify your status.

Thank you for your cooperation.

Sincerely,

ORVIN L. WILHITE
Chief, Agriculture Division

Notice — In compliance with The Privacy Act (P.L. 93579) of 1974, we are required to inform you that response to this inquiry is required by law (title 13, U.S. Code). By the same law YOUR REPORT TO THE CENSUS BUREAU IS CONFIDENTIAL. It may be seen only by sworn Census employees and may be used only for statistical purposes. Your report CANNOT be used for purposes of taxation, investigation, or regulation. The law also provides that copies retained in your files are immune from legal process.



**1978
CENSUS OF
AGRICULTURE**

78-A1 (L2A)
(12-78)



UNITED STATES DEPARTMENT OF COMMERCE
Bureau of the Census
Washington, D.C. 20233

**FROM THE AGRICULTURE DIVISION
BUREAU OF THE CENSUS**

Many farmers and ranchers across the Nation have already completed and returned their report forms for the 1978 Census of Agriculture. If you have done so, thank you for your promptness. You have helped us get an early start in tabulating the census results. If you have not completed and returned your report form, this is to remind you that we would like to have it by February 15. For the census information to be complete for your county and State, we need a completed report form from everyone.

Everyone who receives a 1978 Census of Agriculture report form should answer all of the items that apply to them. If you did not conduct any agricultural operations in 1978, it is equally important for us to hear from you. Please complete the few items in section 1 of the report form so that we can clarify your status and avoid costly followups.

Some of you may have received more than one 1978 census report form. If so, we would like to apologize for the inconvenience it may have caused. However, the census mailing list is made up of individuals, partnerships, companies, and corporations associated with agriculture. In our efforts to make the 1978 census data for your county (and each county) as complete as possible, we obtained lists from many sources. When possible we sent only one report for a partnership, and removed all duplicate and alternate addresses that could be identified. A different Census File Number (CFN) was assigned to each remaining address for recordkeeping purposes. It was not possible to identify every duplicate and extra address and therefore you may have received more than one report form.

If you received more than one report form please follow this procedure to avoid receiving additional followup requests:

1. Complete the report form containing the name and address you prefer to use.
2. On the copy "FOR YOUR RECORDS" enter the 11-digit Census File Number(s) (CFN) that is shown in the label of all forms you received.
3. Write "Extra" in the top margin of all the extra forms you received.
4. Return the completed form together with the extra form(s) in the same return envelope.



**1978
CENSUS OF
AGRICULTURE**

With this help from you we will be able to identify extra addresses and immediately remove them from our mail list, thus saving the expense and inconvenience to you of additional mailings.

For more detailed information, see the Information Sheet provided with each report form.

Thank you for your help, understanding, and prompt response.

Sincerely,



ORVIN L. WILHITE
Chief, Agriculture Division

NOTICE — Response to this inquiry is required by law (title 13, U.S. Code). By the same law **YOUR REPORT TO THE CENSUS BUREAU IS CONFIDENTIAL**. It may be seen only by sworn Census employees and may be used only for statistical purposes. Your report **CANNOT** be used for purposes of taxation, investigation, or regulation. The law also provides that copies retained in your files are immune from legal process.

78-A1-L3
(12-78)



UNITED STATES DEPARTMENT OF COMMERCE
Bureau of the Census
Washington, D.C. 20233

SECOND REQUEST

FROM THE CHIEF, AGRICULTURE DIVISION
BUREAU OF THE CENSUS

We have not as yet received your completed report form for the 1978 Census of Agriculture, which was mailed to you earlier this year. If you mailed your report form within the last several days, it has probably crossed in the mails and we thank you for it.

If you have not completed and returned your report form, please do so immediately. We must have your report if the census results for your county and State are to be accurate and complete.

Your answers are **COMPLETELY CONFIDENTIAL** by law (title 13, U.S. Code). If you have any questions on how to fill out the report form, please write to us on the reverse side of this letter.

Sincerely,

ORVIN L. WILHITE

NOTICE — To be sure we included every agricultural operation in the Census, we obtained addresses of persons associated with agricultural activity from many different sources. Your name and address may have been in several of these sources. We have done our best to unduplicate them, but know it was not possible to recognize and remove all extra addresses before mailing. All forms mailed are on our control file — each with its separate Census File Number (CFN) — and each has to be accounted for. Therefore, if you received several questionnaires with different CFN numbers for the same farming operation, mark the extra forms "Extra" and return them with your completed report. We then won't unknowingly continue to request reports from you after you already have completed and returned a form covering your agricultural operation.



1978
CENSUS OF
AGRICULTURE

78-A1 (L4)

March 6, 1979



UNITED STATES DEPARTMENT OF COMMERCE
Bureau of the Census
Washington, D.C. 20233

THIRD REQUEST

FROM THE CHIEF, AGRICULTURE DIVISION
BUREAU OF THE CENSUS

Your completed report form for the 1978 Census of Agriculture, due by February 15, has not been received. We are anxious to begin processing and publishing the data for all farms in your county and therefore need your report at this time.

It is possible that your report form has been mislaid. We are therefore enclosing another copy of the report form and Information Sheet. **If you have not returned your completed report, please complete and return it to us right away** in the preaddressed envelope provided. Filing of this report form is required by law (title 13, United States Code).

Let me assure you again that your individual answers will be held COMPLETELY CONFIDENTIAL. Your answers will be used only to produce county, State, and National totals.

Each address in our mailing list has a different Census File Number (CFN) and each has to be accounted for. If you received several forms with different CFN numbers for the same farming operation, mark the extra forms "Duplicate" and return them with your completed report.

If you are not engaged in any agricultural activity, please complete the appropriate items on the report form and return it to us so that further followup letters need not be sent.

Sincerely,

A handwritten signature in cursive script, reading "Orvin L. Wilhite".

ORVIN L. WILHITE

Enclosure

IMPORTANT — In all correspondence, please include the Census File Number shown in the address label of your report form.



1978
CENSUS OF
AGRICULTURE

78-A1-L4(S)
(3-79)



UNITED STATES DEPARTMENT OF COMMERCE
Bureau of the Census
Data Preparation Division
Jeffersonville, Indiana 47132

FROM THE AGRICULTURE DIVISION
BUREAU OF THE CENSUS

We are concerned that we have not received your completed report form for the 1978 Census of Agriculture.

Please take time to fill it out and mail it to us immediately if you have not already done so. If figures are not readily available from your records, your best estimates are acceptable.

Complete, accurate, and timely census results are needed by county, State, and Federal Government agencies; your farmer organizations, marketing associations, and co-ops; agricultural experiment stations; land grant colleges; and the businesses on which you depend for services, supplies, and equipment.

If you wish to receive a copy of the major results of the census for your county, just check the "Yes" box in section 28 of the report form.

Please, if your report form is not in the mail, complete and return it to us immediately. Thank you very much.

Sincerely,

ORVIN L. WILHITE
Chief, Agriculture Division

IMPORTANT — In all correspondence, please include the Census File Number shown in the address label of your report form.



1978
CENSUS OF
AGRICULTURE

78-A1-L5
(3-79)



UNITED STATES DEPARTMENT OF COMMERCE
Bureau of the Census

Data Preparation Division
Jeffersonville, Indiana 47132

FOURTH REQUEST

FROM THE AGRICULTURE DIVISION
BUREAU OF THE CENSUS

We are very much concerned that we have not received your completed report form for the 1978 Census of Agriculture which was due February 15.

Please take time to fill it out and mail it to us immediately if you have not already done so. If figures are not readily available from your records, your best estimates are acceptable.

The filing of this report is required by law (title 13, United States Code) and no exceptions can be made. Applicable provisions of the law are shown on the reverse side of this letter.

Practically all farm and ranch operators in your county have responded, and we must have your report so that we can process the results for your county. Complete, accurate, and timely census results are needed by county, State, and Federal government agencies; your farmer organizations, marketing associations and co-ops; agricultural experiment stations; land grant colleges; and the businesses on which you depend for services, supplies, and equipment.

I should also like to remind you that the results of the census for your county are directly available to you. To receive a copy of the results, just check the "Yes" box in section 28 of the report form. You will be able to review the major census results for your county and compare them with your own farming activities.

Please, if your report form is not in the mail, complete and return it to us immediately. Thank you very much.

Sincerely,

ORVIN L. WILHITE
Chief, Agriculture Division

IMPORTANT — In all correspondence, please include the Census File Number shown in the address label of your report form.



1978
CENSUS OF
AGRICULTURE

**EXCERPTS FROM TITLE 13, UNITED STATES CODE WHICH
RELATE TO THE CENSUS OF AGRICULTURE**

AUTHORITY TO CONDUCT CENSUS — Section 142

- (a) The Secretary shall in 1979, in 1983, and in every fifth year beginning after 1983, take a census of agriculture.
- (c) The data collected in each of the censuses taken under this section shall relate to the year immediately preceding the year in which such census is taken.

AUTHORITY TO COLLECT PRELIMINARY AND SUPPLEMENTAL STATISTICS — Section 193

In advance of, in conjunction with, or after the taking of each census provided for by this chapter, the Secretary may make surveys and collect such preliminary and supplementary statistics related to the main topic of the census as are necessary to the initiation, taking, or completion thereof.

MANDATORY PROVISIONS OF LAW

Section 221

- (a) Whoever, being over eighteen years of age, refuses or willfully neglects, when requested by the Secretary, or by any other authorized officer or employee of the Department of Commerce or bureau or agency thereof acting under the instructions of the Secretary or authorized officer, to answer, to the best of his knowledge, any of the questions on any schedule submitted to him in connection with any census or survey provided for by subchapters I, II, IV, and V of chapter 5 of this title, applying to himself or to the family to which he belongs or is related, or to the farm or farms of which he or his family is the occupant, shall be fined not more than \$100.
- (b) Whoever, when answering questions described in subsection (a) of this section, and under the conditions or circumstances described in such subsection, willfully gives any answer that is false, shall be fined not more than \$500.

Section 224

Whoever, being the owner, official, agent, person in charge, or assistant to the person in charge, of any company, business, institution, establishment, religious body, or organization of any nature whatsoever, neglects or refuses, when requested by the Secretary or other authorized officer or employee of the Department of Commerce or bureau or agency thereof, to answer completely and correctly to the best of his knowledge all questions relating to his company, business, institution, establishment, religious body, or other organization, or to records or statistics in his official custody, contained on any census or other schedule or questionnaire prepared and submitted to him under the authority of this title, shall be fined not more than \$500; and if he willfully gives a false answer to any such questions, he shall be fined not more than \$10,000.

CONFIDENTIALITY OF INFORMATION

Section 9

Neither the Secretary, nor any other officer or employee of the Department of Commerce or bureau or agency thereof, may, except as provided in section 8 of this title [which permits only the release of identifiable personal information to a respondent or the heir, successor or agent of such respondent] —

- (1) use the information furnished under the provisions of this title for any purpose other than the statistical purposes for which it is supplied; or
- (2) make any publication whereby the data furnished by any particular establishment or individual under this title can be identified; or
- (3) permit anyone other than the sworn officers and employees of the Department or bureau or agency thereof to examine the individual reports.

No department, bureau, agency, officer, or employee of the Government, except the Secretary in carrying out the purposes of this title, shall require, for any reason, copies of census reports which have been retained by any such establishment or individual. Copies of census reports which have been so retained shall be immune from legal process, and shall not, without the consent of the individual or establishment concerned, be admitted as evidence or used for any purpose in any action, suit, or other judicial or administrative proceeding.

Section 214

Whoever, being or having been an employee or staff member referred to in subchapter II of chapter I of this title, having taken and subscribed the oath of office, or having sworn to observe the limitations imposed by section 9 of this title, publishes or communicates any information, the disclosure of which is prohibited under the provisions of section 9 of this title, and which comes into his possession by reason of his being employed (or otherwise providing services) under the provisions of this title, shall be fined not more than \$5,000 or imprisoned not more than 5 years, or both.

78-A1-L6
(4-79)



UNITED STATES DEPARTMENT OF COMMERCE
Bureau of the Census
Data Preparation Division
Jeffersonville, Indiana 47132

FIFTH REQUEST

**FROM THE AGRICULTURE DIVISION
BUREAU OF THE CENSUS**

A report form for the 1978 Census of Agriculture was sent to you the first of the year and was due February 15. You are one of only a few who have not yet sent in the completed form. **We must have your report** to insure that the census is complete and accurate down to the county level.

Perhaps you have misplaced the report form sent to you earlier. If so, use the additional copy which we have enclosed along with another Information Sheet and preaddressed envelope.

Remember, your report is required by law (title 13, United States Code) and can be used only to produce statistical totals. Your report will be held in strictest confidence. It cannot be seen by **anyone** outside the Census Bureau. Applicable sections of the law are printed on the reverse side of this letter.

We are depending upon you to join us in the cooperative effort so that the Census Bureau can publish information that represents a true and accurate picture of the status of the American farmer today.

Sincerely,

ORVIN L. WILHITE
Chief, Agriculture Division

Enclosures

IMPORTANT — In all correspondence, please include the Census File Number shown in the address label of your report form.



**1978
CENSUS OF
AGRICULTURE**

**EXCERPTS FROM TITLE 13, UNITED STATES CODE WHICH
RELATE TO THE CENSUS OF AGRICULTURE**

AUTHORITY TO CONDUCT CENSUS – Section 142

- (a) The Secretary shall in 1979, in 1983, and in every fifth year beginning after 1983, take a census of agriculture.
- (c) The data collected in each of the censuses taken under this section shall relate to the year immediately preceding the year in which such census is taken.

AUTHORITY TO COLLECT PRELIMINARY AND SUPPLEMENTAL STATISTICS – Section 193

In advance of, in conjunction with, or after the taking of each census provided for by this chapter, the Secretary may make surveys and collect such preliminary and supplementary statistics related to the main topic of the census as are necessary to the initiation, taking, or completion thereof.

MANDATORY PROVISIONS OF LAW

Section 221

- (a) Whoever, being over eighteen years of age, refuses or willfully neglects, when requested by the Secretary, or by any other authorized officer or employee of the Department of Commerce or bureau or agency thereof acting under the instructions of the Secretary or authorized officer, to answer, to the best of his knowledge, any of the questions on any schedule submitted to him in connection with any census or survey provided for by subchapters I, II, IV, and V of chapter 5 of this title, applying to himself or to the family to which he belongs or is related, or to the farm or farms of which he or his family is the occupant, shall be fined not more than \$100.
- (b) Whoever, when answering questions described in subsection (a) of this section, and under the conditions or circumstances described in such subsection, willfully gives any answer that is false, shall be fined not more than \$500.

Section 224

Whoever, being the owner, official, agent, person in charge, or assistant to the person in charge, of any company, business, institution, establishment, religious body, or organization of any nature whatsoever, neglects or refuses, when requested by the Secretary or other authorized officer or employee of the Department of Commerce or bureau or agency thereof, to answer completely and correctly to the best of his knowledge all questions relating to his company, business, institution, establishment, religious body, or other organization, or to records or statistics in his official custody, contained on any census or other schedule or questionnaire prepared and submitted to him under the authority of this title, shall be fined not more than \$500; and if he willfully gives a false answer to any such questions, he shall be fined not more than \$10,000.

CONFIDENTIALITY OF INFORMATION

Section 9

Neither the Secretary, nor any other officer or employee of the Department of Commerce or bureau or agency thereof, may, except as provided in section 8 of this title [which permits only the release of identifiable personal information to a respondent or the heir, successor or agent of such respondent] –

- (1) use the information furnished under the provisions of this title for any purpose other than the statistical purposes for which it is supplied; or
- (2) make any publication whereby the data furnished by any particular establishment or individual under this title can be identified; or
- (3) permit anyone other than the sworn officers and employees of the Department or bureau or agency thereof to examine the individual reports.

No department, bureau, agency, officer, or employee of the Government, except the Secretary in carrying out the purposes of this title, shall require, for any reason, copies of census reports which have been retained by any such establishment or individual. Copies of census reports which have been so retained shall be immune from legal process, and shall not, without the consent of the individual or establishment concerned, be admitted as evidence or used for any purpose in any action, suit, or other judicial or administrative proceeding.

Section 214

Whoever, being or having been an employee or staff member referred to in subchapter II of chapter I of this title, having taken and subscribed the oath of office, or having sworn to observe the limitations imposed by section 9 of this title, publishes or communicates any information, the disclosure of which is prohibited under the provisions of section 9 of this title, and which comes into his possession by reason of his being employed (or otherwise providing services) under the provisions of this title, shall be fined not more than \$5,000 or imprisoned not more than 5 years, or both.

78-A1-L6(S)
(3-79)



UNITED STATES DEPARTMENT OF COMMERCE
Bureau of the Census
Data Preparation Division
Jeffersonville, Indiana 47132

FROM THE AGRICULTURE DIVISION
BUREAU OF THE CENSUS

We are very much concerned that we have not received your completed report form for the 1978 Census of Agriculture.

Please take time to fill it out and mail it to us immediately if you have not already done so. If figures are not readily available from your records, your best estimates are acceptable.

The filing of this report is required by law (title 13, United States Code) and no exceptions can be made. Applicable provisions of the law are shown on the reverse side of this letter.

Practically all farm and ranch operators in your county have responded, and we must have your report so that we can process the results for your county. Complete, accurate, and timely census results are needed by county, State, and Federal Government agencies; your farmer organizations, marketing associations, and co-ops; agricultural experiment stations; land grant colleges; and the businesses on which you depend for services, supplies, and equipment.

I should also like to remind you that the results of the census for your county are directly available to you. To receive a copy of the results, just check the "Yes" box in section 28 of the report form. You will be able to review the major census results for your county and compare them with your own farming activities.

Please, if your report form is not in the mail, complete and return it to us immediately. Thank you very much.

Sincerely,

ORVIN L. WILHITE
Chief, Agriculture Division

IMPORTANT -- In all correspondence, please include the Census File Number shown in the address label of your report form.



1978
CENSUS OF
AGRICULTURE

**EXCERPTS FROM TITLE 13, UNITED STATES CODE WHICH
RELATE TO THE CENSUS OF AGRICULTURE**

AUTHORITY TO CONDUCT CENSUS — Section 142

- (a) The Secretary shall in 1979, in 1983, and in every fifth year beginning after 1983, take a census of agriculture.
- (c) The data collected in each of the censuses taken under this section shall relate to the year immediately preceding the year in which such census is taken.

AUTHORITY TO COLLECT PRELIMINARY AND SUPPLEMENTAL STATISTICS — Section 193

In advance of, in conjunction with, or after the taking of each census provided for by this chapter, the Secretary may make surveys and collect such preliminary and supplementary statistics related to the main topic of the census as are necessary to the initiation, taking, or completion thereof.

MANDATORY PROVISIONS OF LAW

Section 221

- (a) Whoever, being over eighteen years of age, refuses or willfully neglects, when requested by the Secretary, or by any other authorized officer or employee of the Department of Commerce or bureau or agency thereof acting under the instructions of the Secretary or authorized officer, to answer, to the best of his knowledge, any of the questions on any schedule submitted to him in connection with any census or survey provided for by subchapters I, II, IV, and V of chapter 5 of this title, applying to himself or to the family to which he belongs or is related, or to the farm or farms of which he or his family is the occupant, shall be fined not more than \$100.
- (b) Whoever, when answering questions described in subsection (a) of this section, and under the conditions or circumstances described in such subsection, willfully gives any answer that is false, shall be fined not more than \$500.

Section 224

Whoever, being the owner, official, agent, person in charge, or assistant to the person in charge, of any company, business, institution, establishment, religious body, or organization of any nature whatsoever, neglects or refuses, when requested by the Secretary or other authorized officer or employee of the Department of Commerce or bureau or agency thereof, to answer completely and correctly to the best of his knowledge all questions relating to his company, business, institution, establishment, religious body, or other organization, or to records or statistics in his official custody, contained on any census or other schedule or questionnaire prepared and submitted to him under the authority of this title, shall be fined not more than \$500; and if he willfully gives a false answer to any such questions, he shall be fined not more than \$10,000.

CONFIDENTIALITY OF INFORMATION

Section 9

Neither the Secretary, nor any other officer or employee of the Department of Commerce or bureau or agency thereof, may, except as provided in section 8 of this title [which permits only the release of identifiable personal information to a respondent or the heir, successor or agent of such respondent] —

- (1) use the information furnished under the provisions of this title for any purpose other than the statistical purposes for which it is supplied; or
- (2) make any publication whereby the data furnished by any particular establishment or individual under this title can be identified; or
- (3) permit anyone other than the sworn officers and employees of the Department or bureau or agency thereof to examine the individual reports.

No department, bureau, agency, officer, or employee of the Government, except the Secretary in carrying out the purposes of this title, shall require, for any reason, copies of census reports which have been retained by any such establishment or individual. Copies of census reports which have been so retained shall be immune from legal process, and shall not, without the consent of the individual or establishment concerned, be admitted as evidence or used for any purpose in any action, suit, or other judicial or administrative proceeding.

Section 214

Whoever, being or having been an employee or staff member referred to in subchapter II of chapter I of this title, having taken and subscribed the oath of office, or having sworn to observe the limitations imposed by section 9 of this title, publishes or communicates any information, the disclosure of which is prohibited under the provisions of section 9 of this title, and which comes into his possession by reason of his being employed (or otherwise providing services) under the provisions of this title, shall be fined not more than \$5,000 or imprisoned not more than 5 years, or both.

78-A1-L7
(3-79)



UNITED STATES DEPARTMENT OF COMMERCE
Bureau of the Census
Washington, D.C. 20233

OFFICE OF THE DIRECTOR

In reply refer to:
BUREAU OF THE CENSUS
1201 EAST TENTH STREET
JEFFERSONVILLE, INDIANA 47132

FROM THE ASSOCIATE DIRECTOR
BUREAU OF THE CENSUS

Our records show that you have not yet filed your report for the 1978 Census of Agriculture. A report form was sent to you earlier this year and since then we have sent you several letters informing you that this report is required by law and that there are penalties for failure to report. Pertinent sections of the census law are reproduced on the other side of this letter for your information.

If we do not receive your completed report form or a satisfactory explanation within 2 weeks, your case may be referred to the General Counsel of the Department of Commerce for appropriate legal action.

But we would much rather have your report. The Census Bureau's responsibility is to collect and publish reliable county statistics needed about farming operations in this Nation and we only wish to make certain that the census data for your county are as complete and accurate as possible.

Your cooperation in this matter is essential and please remember -- accurate figures for your county depend upon you.

Sincerely,

SHIRLEY KALLEK

NOTE — If you correspond with us regarding your report, please include the 11-digit Census File Number (number following "CFN") shown in the address label.



1978
CENSUS OF
AGRICULTURE

**EXCERPTS FROM TITLE 13, UNITED STATES CODE WHICH
RELATE TO THE CENSUS OF AGRICULTURE**

AUTHORITY TO CONDUCT CENSUS — Section 142

- (a) The Secretary shall in 1979, in 1983, and in every fifth year beginning after 1983, take a census of agriculture.
- (c) The data collected in each of the censuses taken under this section shall relate to the year immediately preceding the year in which such census is taken.

AUTHORITY TO COLLECT PRELIMINARY AND SUPPLEMENTAL STATISTICS — Section 193

In advance of, in conjunction with, or after the taking of each census provided for by this chapter, the Secretary may make surveys and collect such preliminary and supplementary statistics related to the main topic of the census as are necessary to the initiation, taking, or completion thereof.

MANDATORY PROVISIONS OF LAW

Section 221

- (a) Whoever, being over eighteen years of age, refuses or willfully neglects, when requested by the Secretary, or by any other authorized officer or employee of the Department of Commerce or bureau or agency thereof acting under the instructions of the Secretary or authorized officer, to answer, to the best of his knowledge, any of the questions on any schedule submitted to him in connection with any census or survey provided for by subchapters I, II, IV, and V of chapter 5 of this title, applying to himself or to the family to which he belongs or is related, or to the farm or farms of which he or his family is the occupant, shall be fined not more than \$100.
- (b) Whoever, when answering questions described in subsection (a) of this section, and under the conditions or circumstances described in such subsection, willfully gives any answer that is false, shall be fined not more than \$500.

Section 224

Whoever, being the owner, official, agent, person in charge, or assistant to the person in charge, of any company, business, institution, establishment, religious body, or organization of any nature whatsoever, neglects or refuses, when requested by the Secretary or other authorized officer or employee of the Department of Commerce or bureau or agency thereof, to answer completely and correctly to the best of his knowledge all questions relating to his company, business, institution, establishment, religious body, or other organization, or to records or statistics in his official custody, contained on any census or other schedule or questionnaire prepared and submitted to him under the authority of this title, shall be fined not more than \$500; and if he willfully gives a false answer to any such questions, he shall be fined not more than \$10,000.

CONFIDENTIALITY OF INFORMATION

Section 9

Neither the Secretary, nor any other officer or employee of the Department of Commerce or bureau or agency thereof, may, except as provided in section 8 of this title [which permits only the release of identifiable personal information to a respondent or the heir, successor or agent of such respondent] —

- (1) use the information furnished under the provisions of this title for any purpose other than the statistical purposes for which it is supplied; or
- (2) make any publication whereby the data furnished by any particular establishment or individual under this title can be identified; or
- (3) permit anyone other than the sworn officers and employees of the Department or bureau or agency thereof to examine the individual reports.

No department, bureau, agency, officer, or employee of the Government, except the Secretary in carrying out the purposes of this title, shall require, for any reason, copies of census reports which have been retained by any such establishment or individual. Copies of census reports which have been so retained shall be immune from legal process, and shall not, without the consent of the individual or establishment concerned, be admitted as evidence or used for any purpose in any action, suit, or other judicial or administrative proceeding.

Section 214

Whoever, being or having been an employee or staff member referred to in subchapter II of chapter I of this title, having taken and subscribed the oath of office, or having sworn to observe the limitations imposed by section 9 of this title, publishes or communicates any information, the disclosure of which is prohibited under the provisions of section 9 of this title, and which comes into his possession by reason of his being employed (or otherwise providing services) under the provisions of this title, shall be fined not more than \$5,000 or imprisoned not more than 5 years, or both.

78-A1-L7(S)
(3-79)



UNITED STATES DEPARTMENT OF COMMERCE
Bureau of the Census
Data Preparation Division
Jeffersonville, Indiana 47132

FROM THE AGRICULTURE DIVISION
BUREAU OF THE CENSUS

A report form for the 1978 Census of Agriculture was sent to you earlier this year. You are one of only a few who have not yet sent in the completed form. **We must have your report** to insure that the census for your county is complete and accurate.

Perhaps you have misplaced the report form sent to you earlier. If so, use the additional copy which we have enclosed along with another Information Sheet and preaddressed envelope.

Your report, which is required by law (title 13, United States Code), can be used only to produce statistical totals. Your report will be completely confidential. It cannot be seen by anyone except sworn Census employees. Applicable sections of the law are printed on the reverse side of this letter.

We are depending upon you to join us in the cooperative effort so that the Census Bureau can publish true and accurate totals for your county. The periodic censuses are the farmers' opportunity to report the actual situation in agriculture in 1978.

Sincerely,

ORVIN L. WILHITE
Chief, Agriculture Division

Enclosures

IMPORTANT — In all correspondence, please include the Census File Number shown in the address label of your report form.



1978
CENSUS OF
AGRICULTURE

**EXCERPTS FROM TITLE 13, UNITED STATES CODE WHICH
RELATE TO THE CENSUS OF AGRICULTURE**

AUTHORITY TO CONDUCT CENSUS – Section 142

- (a) The Secretary shall in 1979, in 1983, and in every fifth year beginning after 1983, take a census of agriculture.
- (c) The data collected in each of the censuses taken under this section shall relate to the year immediately preceding the year in which such census is taken.

AUTHORITY TO COLLECT PRELIMINARY AND SUPPLEMENTAL STATISTICS – Section 193

In advance of, in conjunction with, or after the taking of each census provided for by this chapter, the Secretary may make surveys and collect such preliminary and supplementary statistics related to the main topic of the census as are necessary to the initiation, taking, or completion thereof.

MANDATORY PROVISIONS OF LAW

Section 221

- (a) Whoever, being over eighteen years of age, refuses or willfully neglects, when requested by the Secretary, or by any other authorized officer or employee of the Department of Commerce or bureau or agency thereof acting under the instructions of the Secretary or authorized officer, to answer, to the best of his knowledge, any of the questions on any schedule submitted to him in connection with any census or survey provided for by subchapters I, II, IV, and V of chapter 5 of this title, applying to himself or to the family to which he belongs or is related, or to the farm or farms of which he or his family is the occupant, shall be fined not more than \$100.
- (b) Whoever, when answering questions described in subsection (a) of this section, and under the conditions or circumstances described in such subsection, willfully gives any answer that is false, shall be fined not more than \$500.

Section 224

Whoever, being the owner, official, agent, person in charge, or assistant to the person in charge, of any company, business, institution, establishment, religious body, or organization of any nature whatsoever, neglects or refuses, when requested by the Secretary or other authorized officer or employee of the Department of Commerce or bureau or agency thereof, to answer completely and correctly to the best of his knowledge all questions relating to his company, business, institution, establishment, religious body, or other organization, or to records or statistics in his official custody, contained on any census or other schedule or questionnaire prepared and submitted to him under the authority of this title, shall be fined not more than \$500; and if he willfully gives a false answer to any such questions, he shall be fined not more than \$10,000.

CONFIDENTIALITY OF INFORMATION

Section 9

Neither the Secretary, nor any other officer or employee of the Department of Commerce or bureau or agency thereof, may, except as provided in section 8 of this title [which permits only the release of identifiable personal information to a respondent or the heir, successor or agent of such respondent] –

- (1) use the information furnished under the provisions of this title for any purpose other than the statistical purposes for which it is supplied; or
- (2) make any publication whereby the data furnished by any particular establishment or individual under this title can be identified; or
- (3) permit anyone other than the sworn officers and employees of the Department or bureau or agency thereof to examine the individual reports.

No department, bureau, agency, officer, or employee of the Government, except the Secretary in carrying out the purposes of this title, shall require, for any reason, copies of census reports which have been retained by any such establishment or individual. Copies of census reports which have been so retained shall be immune from legal process, and shall not, without the consent of the individual or establishment concerned, be admitted as evidence or used for any purpose in any action, suit, or other judicial or administrative proceeding.

Section 214

Whoever, being or having been an employee or staff member referred to in subchapter II of chapter I of this title, having taken and subscribed the oath of office, or having sworn to observe the limitations imposed by section 9 of this title, publishes or communicates any information, the disclosure of which is prohibited under the provisions of section 9 of this title, and which comes into his possession by reason of his being employed (or otherwise providing services) under the provisions of this title, shall be fined not more than \$5,000 or imprisoned not more than 5 years, or both.

78-A1-L8
(3-79)



UNITED STATES DEPARTMENT OF COMMERCE
Bureau of the Census
Data Preparation Division
Jeffersonville, Indiana 47132

Do you need help in completing your 1978 Census of Agriculture report?

If so, you can get help.

You can take your Census report to your county ASCS office or Extension service office, and they will be glad to help you.

Vocational agriculture teachers and students have learned how to fill the Census report and may be willing to help you.

Or, you can call the Census Bureau, free. Just tell the telephone operator to place a collect call to the Census Bureau, area code 812-335-1271. When your call is connected to one of us, say that you want to complete your agriculture census report.

Your census report is important to your county. Please send us your completed form or call us within the next week.

Sincerely,

ORVIN L. WILHITE
Chief, Agriculture Division
Bureau of the Census



1978
CENSUS OF
AGRICULTURE

78-A1-L9

May 7, 1979



UNITED STATES DEPARTMENT OF COMMERCE
Bureau of the Census
Washington, D.C. 20233

**FROM THE AGRICULTURE DIVISION
BUREAU OF THE CENSUS**

Your completed report form for the 1978 Census of Agriculture, due by February 15, has not been received. We are anxious to begin processing and publishing the data for all farms in your county and therefore need your report at this time.

If you mailed your report within the last several days, it probably has crossed this request in the mail. If for some reason you received and completed a form with a different address, please return this report with the CFN (11 digit file number) and name and address used for the completed report, or a copy of your completed file copy. This will enable us to locate the completed report for your operation.

Again, if you have not yet returned your completed report form, please do so within 7 days. We must have your report if the census results for your county and State are to be accurate and complete. Filing of this report form is required by law (title 13, United States Code).

If you have any questions or need assistance, please call collect at (301) 763-5888 and ask for Brian Ingram. Thank you again for your help in the 1978 Census of Agriculture.

Sincerely,

ORVIN L. WILHITE
Chief, Agriculture Division



**1978
CENSUS OF
AGRICULTURE**

78-A1-L10
(5-79)



UNITED STATES DEPARTMENT OF COMMERCE
Bureau of the Census
Washington, D.C. 20233

OFFICE OF THE DIRECTOR

In reply refer to:
BUREAU OF THE CENSUS
1201 EAST TENTH STREET
JEFFERSONVILLE, INDIANA 47132

**A MESSAGE FROM THE DEPUTY DIRECTOR
BUREAU OF THE CENSUS**

We have been writing to you since January asking you to complete your report form for the 1978 Census of Agriculture. Most recently we called your attention to your legal responsibility to respond.

Before we decide whether to refer your case to the General Counsel of the Department of Commerce for possible legal action, let me try one more time to explain why we are so persistent.

We need your filled out report to help us complete the 1978 Census of Agriculture. Without it the figures for your county are incomplete. Census data are used by many organizations — farmer, public, and private — when making decisions which directly affect you. These are organizations on which you depend for information, supplies, and equipment.

National and local farmer organizations (perhaps you belong to one or more) have urged their members to send in their filled out forms; they know the importance of using complete and accurate county-by-county information, which only the census of agriculture can provide.

Perhaps you feel that your operation, if you do operate a farm, is too small to be reported, or maybe you are one of the few on our list who is not involved in farming and who, by error, got on our list. If you are in either group, we need to clear our records; so please take a few minutes to answer those questions which apply to your situation, and **return the report form to us.**

For your convenience we are enclosing another report form and preaddressed envelope.

Sincerely,

Daniel A. Levine

Enclosures

We need one completed 1978 census report for every agricultural operating unit in the United States — but only one. If you receive more than one report form **with different CFN numbers**, it is because our mailing list contains more than one address that delivers mail to you and we do not have enough information to know that the addresses are "duplicates."

If you have already mailed your completed report, but have received this request from us, please write across the top of the enclosed form "Extra — See CFN _____" and return the form to us in the enclosed envelope. (If possible, enter the CFN number of the completed 1978 agriculture census report from your record copy; otherwise, describe the name and address under which your agriculture census report was filed.)



**1978
CENSUS OF
AGRICULTURE**

Forma Aprobada, Número del O.M.B. 41-578018

FORMA 78-A1(PR)SP (3-17-78) <div style="border: 1px solid black; padding: 5px; width: fit-content; margin: 10px auto;">A1</div> <h2 style="text-align: center;">CENSO DE AGRICULTURA - 1978</h2> <h3 style="text-align: center;">PUERTO RICO</h3> <p>AVISO - La contestación a esta encuesta es requerida por ley del Congreso de los Estados Unidos (U.S.C., título 13). Por la misma ley, su informe al Negociado del Censo es confidencial. Solamente puede ser visto por empleados juramentados del Censo y puede ser usado solamente para propósitos estadísticos. Este informe censal no puede ser usado para propósitos de impuestos, investigación o reglamentación.</p>	A. Identificación del Cuestionario				
	Número del municipio	Número del DE	USO DEL CENSO	Número de serie de la finca	USO DEL CENSO
	Municipio				
	Barrio				
	B. Nombre y Dirección de Correos del Operador				
	Nombre	Initial o segundo nombre	Apellidos		
	Apartado postal, ruta y apartado rural, calle y número				
	Barrio (si es necesario)				
	Ciudad o pueblo				Clave ZIP
	USO DEL CENSO SOLAMENTE				
035	036	037	038	039	

Sección 1 CUERDAS EN LOS ULTIMOS 12 MESES

(ENTREVISTADOR: Cuando sea necesario informar parte de una cuerda, hágalo en números enteros bajo centésimos y no en fracciones o decimales. Ejemplo: Centésimos 05, 10, 25, 75, 95.)

1. TOTAL DE TIERRA DE SU PROPIEDAD

(ENTREVISTADOR: Si el operador es un administrador asalariado, anote toda la tierra administrada en la partida 1 - "Tierra de su propiedad" y anote esta cantidad en la partida 4 - "Total de cuerdas en este lugar.")

2. TIERRA RENTADA (ARRENDADA) DE OTROS**3. TIERRA RENTADA (ARRENDADA) A OTROS. (No incluya las cuerdas trabajadas por medianeros y agregados.)****4. TOTAL DE CUERDAS EN ESTE LUGAR**

(ENTREVISTADOR: Sume la tierra de su propiedad (partida 1) a tierra arrendada de otros (partida 2) y réstele la cantidad de tierra arrendada a otros (partida 3) y anote el total aquí.) (Para tierra administrada anote la cantidad de la partida 1.)

5. TIERRA RENTADA DE OTROS (Dé la siguiente información para cada uno de los dueños de tierra.)

Nombre	Dirección	Cuerdas	Cent.
		047	
		048	
		049	

6. TIERRA RENTADA A OTROS (Dé la siguiente información para cada uno de los arrendatarios.)

Nombre	Dirección	Cuerdas	Cent.
		050	
		051	
		052	

7. TIERRA ADMINISTRADA COMO ADMINISTRADOR ASALARIADO (Dé la siguiente información concerniente a su patrón.)

Nombre	Dirección	Cuerdas	Cent.
		053	

Sección 2 LOCALIZACION DE LOS TERRENOS AGRICOLAS QUE OPERABA EN LOS ULTIMOS 12 MESES**1. ¿Estaban todos los terrenos agrícolas situados en el municipio**

y barrio indicado en la esquina superior derecha de esta página? 2 ☐ No - Llene esta sección ☐ Sí - Pase a la sección 3

Anote en la primera línea el barrio y el municipio donde mantenía las operaciones principales; anote luego los barrios y municipios adicionales en los espacios provistos. Si es necesario, continúe en "OBSERVACIONES" en la última página.

Barrio y municipio principal	Nombre del barrio	Municipio	Cuerdas	Cent.
			054	
Otros barrios y municipios			055	
			056	
			057	

TOTAL DE CUERDAS - Debe ser igual al número de cuerdas en la partida 4, sección 1. →

058

Sección 3 CAÑA DE AZÚCAR																																																							
1. ¿Se produjo alguna CAÑA DE AZÚCAR en este lugar en los últimos 12 meses? <small>003</small> 1 <input type="checkbox"/> Sí - Llene esta sección 2 <input type="checkbox"/> No - Pase a la sección 4		<table border="1" style="width: 100%; border-collapse: collapse;"> <thead> <tr> <th colspan="2" style="text-align: center;">Cuerdas cosechadas (1)</th> <th style="text-align: center;">Toneladas cosechadas (2)</th> </tr> <tr> <th style="text-align: center;">Cuerdas</th> <th style="text-align: center;">Cent.</th> <th style="text-align: center;">Toneladas</th> </tr> </thead> <tbody> <tr><td style="text-align: center;">060</td><td></td><td style="text-align: center;">061</td></tr> <tr><td style="text-align: center;">062</td><td></td><td style="text-align: center;">063</td></tr> <tr><td style="text-align: center;">064</td><td></td><td style="text-align: center;">065</td></tr> <tr><td style="text-align: center;">066</td><td></td><td></td></tr> <tr><td style="text-align: center;">068</td><td></td><td></td></tr> <tr><td style="text-align: center;">070</td><td></td><td style="text-align: center;">071</td></tr> </tbody> </table>		Cuerdas cosechadas (1)		Toneladas cosechadas (2)	Cuerdas	Cent.	Toneladas	060		061	062		063	064		065	066			068			070		071																												
Cuerdas cosechadas (1)		Toneladas cosechadas (2)																																																					
Cuerdas	Cent.	Toneladas																																																					
060		061																																																					
062		063																																																					
064		065																																																					
066																																																							
068																																																							
070		071																																																					
Ninguna a. Caña de gran cultivo <input type="checkbox"/> b. Caña de primavera <input type="checkbox"/> c. Caña de retoños <input type="checkbox"/> d. Caña quedada para semilla <input type="checkbox"/> e. Caña quedada cortada para forraje <input type="checkbox"/> f. CAÑA TOTAL (Sume las anotaciones de las preguntas "a" a la "e" y anote el total aquí) →																																																							
Sección 4 CAFE, TABACO, o PIÑAS																																																							
1. ¿COSECHO usted algún CAFE, TABACO, o PIÑAS en este lugar en los últimos 12 meses? <small>004</small> 1 <input type="checkbox"/> Sí - Llene esta sección 2 <input type="checkbox"/> No - Pase a la sección 5		<table border="1" style="width: 100%; border-collapse: collapse;"> <thead> <tr> <th colspan="2" style="text-align: center;">Cuerdas cosechadas (1)</th> <th style="text-align: center;">Cantidad cosechada (2)</th> <th style="text-align: center;">Cantidad vendida (3)</th> </tr> <tr> <th style="text-align: center;">Cuerdas</th> <th style="text-align: center;">Cent.</th> <th></th> <th></th> </tr> </thead> <tbody> <tr> <td style="text-align: center;">073</td> <td></td> <td style="text-align: center;">074</td> <td style="text-align: center;">075</td> </tr> <tr> <td style="text-align: center;">076</td> <td></td> <td style="text-align: center;">Qq.</td> <td style="text-align: center;">Qq.</td> </tr> <tr> <td style="text-align: center;">079</td> <td></td> <td style="text-align: center;">Qq.</td> <td style="text-align: center;">Qq.</td> </tr> <tr> <td style="text-align: center;">082</td> <td></td> <td style="text-align: center;">Lbs.</td> <td style="text-align: center;">Lbs.</td> </tr> <tr> <td></td> <td></td> <td style="text-align: center;">Tons</td> <td style="text-align: center;">Tons</td> </tr> </tbody> </table>		Cuerdas cosechadas (1)		Cantidad cosechada (2)	Cantidad vendida (3)	Cuerdas	Cent.			073		074	075	076		Qq.	Qq.	079		Qq.	Qq.	082		Lbs.	Lbs.			Tons	Tons																								
Cuerdas cosechadas (1)		Cantidad cosechada (2)	Cantidad vendida (3)																																																				
Cuerdas	Cent.																																																						
073		074	075																																																				
076		Qq.	Qq.																																																				
079		Qq.	Qq.																																																				
082		Lbs.	Lbs.																																																				
		Tons	Tons																																																				
Ninguna a. Café bajo sombra <input type="checkbox"/> b. Café sin sombra <input type="checkbox"/> c. Tabaco <input type="checkbox"/> d. Piña <input type="checkbox"/>																																																							
Sección 5 GRANOS Y FARINACEOS																																																							
1. ¿Se cosechó en este lugar en los últimos 12 meses algunos de los siguientes productos? <small>005</small>		<table border="1" style="width: 100%; border-collapse: collapse;"> <thead> <tr> <th colspan="2" style="text-align: center;">Cuerdas cosechadas (1)</th> <th style="text-align: center;">Cantidad cosechada (2)</th> <th style="text-align: center;">Cantidad vendida (3)</th> </tr> <tr> <th style="text-align: center;">Cuerdas</th> <th style="text-align: center;">Cent.</th> <th style="text-align: center;">Qq.</th> <th style="text-align: center;">Qq.</th> </tr> </thead> <tbody> <tr><td style="text-align: center;">085</td><td></td><td style="text-align: center;">086</td><td style="text-align: center;">087</td></tr> <tr><td style="text-align: center;">088</td><td></td><td style="text-align: center;">089</td><td style="text-align: center;">090</td></tr> <tr><td style="text-align: center;">091</td><td></td><td style="text-align: center;">092</td><td style="text-align: center;">093</td></tr> <tr><td style="text-align: center;">094</td><td></td><td style="text-align: center;">095</td><td style="text-align: center;">096</td></tr> <tr><td style="text-align: center;">097</td><td></td><td style="text-align: center;">098</td><td style="text-align: center;">099</td></tr> <tr><td style="text-align: center;">100</td><td></td><td style="text-align: center;">101</td><td style="text-align: center;">102</td></tr> <tr><td style="text-align: center;">103</td><td></td><td style="text-align: center;">104</td><td style="text-align: center;">105</td></tr> <tr><td style="text-align: center;">106</td><td></td><td style="text-align: center;">107</td><td style="text-align: center;">108</td></tr> <tr><td style="text-align: center;">109</td><td></td><td style="text-align: center;">110</td><td style="text-align: center;">111</td></tr> <tr><td style="text-align: center;">112</td><td></td><td style="text-align: center;">113</td><td style="text-align: center;">114</td></tr> <tr><td style="text-align: center;">115</td><td></td><td style="text-align: center;">116</td><td style="text-align: center;">117</td></tr> </tbody> </table>		Cuerdas cosechadas (1)		Cantidad cosechada (2)	Cantidad vendida (3)	Cuerdas	Cent.	Qq.	Qq.	085		086	087	088		089	090	091		092	093	094		095	096	097		098	099	100		101	102	103		104	105	106		107	108	109		110	111	112		113	114	115		116	117
Cuerdas cosechadas (1)		Cantidad cosechada (2)	Cantidad vendida (3)																																																				
Cuerdas	Cent.	Qq.	Qq.																																																				
085		086	087																																																				
088		089	090																																																				
091		092	093																																																				
094		095	096																																																				
097		098	099																																																				
100		101	102																																																				
103		104	105																																																				
106		107	108																																																				
109		110	111																																																				
112		113	114																																																				
115		116	117																																																				
Ninguna a. Gandures <input type="checkbox"/> b. Habichuelas secas <input type="checkbox"/> c. Habichuelas verdes <input type="checkbox"/> d. Maíz <input type="checkbox"/> e. Malangos <input type="checkbox"/> f. Yucas <input type="checkbox"/> g. Apio <input type="checkbox"/> h. Batatas <input type="checkbox"/> i. Ñames <input type="checkbox"/> j. Yautías <input type="checkbox"/> k. Arroz <input type="checkbox"/>																																																							
Sección 6 FRUTAS																																																							
1. ¿Hay árboles frutales, guineas, plátanos, o palmas de cocos en este lugar? <small>006</small> 1 <input type="checkbox"/> Sí - Llene esta sección 2 <input type="checkbox"/> No - Pase a la sección 7		<table border="1" style="width: 100%; border-collapse: collapse;"> <thead> <tr> <th style="text-align: center;">No en producción (1)</th> <th style="text-align: center;">En producción (2)</th> <th style="text-align: center;">Cantidad cosechada (3)</th> <th style="text-align: center;">Cantidad vendida (4)</th> </tr> <tr> <th style="text-align: center;">Número de árboles o matas</th> <th style="text-align: center;">Número de árboles o matas</th> <th></th> <th></th> </tr> </thead> <tbody> <tr><td style="text-align: center;">118</td><td style="text-align: center;">119</td><td style="text-align: center;">120</td><td style="text-align: center;">121</td></tr> <tr><td style="text-align: center;">122</td><td style="text-align: center;">123</td><td style="text-align: center;">Cientos</td><td style="text-align: center;">Cientos</td></tr> <tr><td style="text-align: center;">126</td><td style="text-align: center;">127</td><td style="text-align: center;">Cientos</td><td style="text-align: center;">Cientos</td></tr> <tr><td style="text-align: center;">130</td><td style="text-align: center;">131</td><td style="text-align: center;">Cientos</td><td style="text-align: center;">Cientos</td></tr> <tr><td style="text-align: center;">134</td><td style="text-align: center;">135</td><td style="text-align: center;">Millares</td><td style="text-align: center;">Millares</td></tr> <tr><td style="text-align: center;">138</td><td style="text-align: center;">139</td><td style="text-align: center;">Cientos</td><td style="text-align: center;">Cientos</td></tr> <tr><td style="text-align: center;">142</td><td style="text-align: center;">143</td><td style="text-align: center;">Millares</td><td style="text-align: center;">Millares</td></tr> <tr><td style="text-align: center;">146</td><td style="text-align: center;">147</td><td style="text-align: center;">Millares</td><td style="text-align: center;">Millares</td></tr> <tr><td style="text-align: center;">150</td><td style="text-align: center;">151</td><td style="text-align: center;">Qq.</td><td style="text-align: center;">Qq.</td></tr> <tr><td style="text-align: center;">154</td><td style="text-align: center;">155</td><td style="text-align: center;">Millares</td><td style="text-align: center;">Millares</td></tr> <tr><td></td><td></td><td style="text-align: center;">Lbs.</td><td style="text-align: center;">Lbs.</td></tr> </tbody> </table>		No en producción (1)	En producción (2)	Cantidad cosechada (3)	Cantidad vendida (4)	Número de árboles o matas	Número de árboles o matas			118	119	120	121	122	123	Cientos	Cientos	126	127	Cientos	Cientos	130	131	Cientos	Cientos	134	135	Millares	Millares	138	139	Cientos	Cientos	142	143	Millares	Millares	146	147	Millares	Millares	150	151	Qq.	Qq.	154	155	Millares	Millares			Lbs.	Lbs.
No en producción (1)	En producción (2)	Cantidad cosechada (3)	Cantidad vendida (4)																																																				
Número de árboles o matas	Número de árboles o matas																																																						
118	119	120	121																																																				
122	123	Cientos	Cientos																																																				
126	127	Cientos	Cientos																																																				
130	131	Cientos	Cientos																																																				
134	135	Millares	Millares																																																				
138	139	Cientos	Cientos																																																				
142	143	Millares	Millares																																																				
146	147	Millares	Millares																																																				
150	151	Qq.	Qq.																																																				
154	155	Millares	Millares																																																				
		Lbs.	Lbs.																																																				
Ninguna 2. ¿Cuáles de estas frutas tiene sembradas o cosechó en esta finca en los últimos 12 meses? a. Cocos <input type="checkbox"/> b. Toronjas <input type="checkbox"/> c. Chinas <input type="checkbox"/> d. Aguacates <input type="checkbox"/> e. Chironjas <input type="checkbox"/> f. Plátanos <input type="checkbox"/> g. Guineas <input type="checkbox"/> h. Cidra <input type="checkbox"/> i. Mangos <input type="checkbox"/> j. Papayas <input type="checkbox"/>																																																							

Sección 7 VEGETALES									
1. ¿Cultivó usted algunos vegetales (hortalizas) para la venta en los últimos 12 meses?									
<div style="display: flex; justify-content: space-between;"> <div> ⁰⁰⁷ 1 <input type="checkbox"/> Sí - Llene esta sección 2 <input type="checkbox"/> No - Pase a la sección 8 </div> <div>Ninguno</div> </div>									
2. ¿Cuáles de los siguientes vegetales (hortalizas) cosechó usted en este lugar en los últimos 12 meses?									
a. Tomates <input type="checkbox"/>				158		159		.00	
b. Pepinillos <input type="checkbox"/>				160		161		.00	
c. Habichuelas tiernas <input type="checkbox"/>				162		163		.00	
d. Lechugas <input type="checkbox"/>				164		165		.00	
e. Pimientos <input type="checkbox"/>				166		167		.00	
f. Repollos <input type="checkbox"/>				168		169		.00	
g. Berenjenas <input type="checkbox"/>				170		171		.00	
h. Calabazas <input type="checkbox"/>				172		173		.00	
i. Ají dulce <input type="checkbox"/>				174		175		.00	
j. Otros vegetales <input type="checkbox"/>				176		177		.00	

Sección 8 PASTOS CULTIVADOS Y/O MEJORADOS									
1. ¿Tuvo usted algún terreno en PASTOS CULTIVADOS y/o MEJORADOS en este lugar en los últimos 12 meses?									
<div style="display: flex; justify-content: space-between;"> <div> ⁰⁰⁸ 1 <input type="checkbox"/> Sí - Llene esta sección 2 <input type="checkbox"/> No - Pase a la sección 9 </div> <div>Ninguno</div> </div>									
a. Malojillo <input type="checkbox"/>				178		179			
b. Guinea <input type="checkbox"/>				180		181			
c. Merker <input type="checkbox"/>				182		183			
d. Pangola <input type="checkbox"/>				184		185			
e. Yaragudá <input type="checkbox"/>				186		187			
f. Millo (sorghums) <input type="checkbox"/>				188		189			
g. Yerba elefante <input type="checkbox"/>				190		191			
h. Estrella <input type="checkbox"/>				192		193			
i. Otras yerbas cultivables <input type="checkbox"/>				194		195			

Sección 9 PLANTAS ORNAMENTALES Y DE FLORES, GRAMA PARA CESPED									
1. ¿Tenía usted sembradas para la venta PLANTAS ORNAMENTALES o DE FLORES, o GRAMA PARA CESPED en este lugar en los últimos 12 meses?									
<div style="display: flex; justify-content: space-between;"> <div> ⁰⁰⁹ 1 <input type="checkbox"/> Sí - Llene esta sección 2 <input type="checkbox"/> No - Pase a la sección 10 </div> <div>Ninguna</div> </div>									
a. Grama para césped <input type="checkbox"/>				197		198		.00	
b. Plantas ornamentales <input type="checkbox"/>				199		200		.00	
c. Plantas de flores <input type="checkbox"/>				202		203		.00	

Sección 10 OTROS PRODUCTOS AGRICOLAS									
1. ¿Se cosechó algún otro producto agrícola en este lugar en los últimos 12 meses?									
<div style="display: flex; justify-content: space-between;"> <div> ⁰¹⁰ 1 <input type="checkbox"/> Sí - Llene esta sección 2 <input type="checkbox"/> No - Pase a la sección 11 </div> <div>Ninguna</div> </div>									
a. Nombre del producto agrícola cosechado _____				205		206		207	
b. Nombre del producto agrícola cosechado _____				208		209		210	

Sección 11 PRODUCTOS INTERCALADOS									
1. ¿Tenía usted terrenos sembrados con dos o más productos? (Incluya aquí todo terreno cultivado con productos intercalados tales como: café, chinós, y toronjas; café, guineos, chinós, y malangos; maíz, habichuelas, y yautías; etc.)									
<div style="display: flex; justify-content: space-between;"> <div> ⁰¹¹ 1 <input type="checkbox"/> Sí - Llene esta sección 2 <input type="checkbox"/> No - Pase a la sección 12 </div> <div>Ninguna</div> </div>									
Nombre de los productos intercalados									
(1) Principal		(2) Otros		(3) Principal		(4) Otros		(5) Principal	
211		212		216		217		221	
		213				218		223	
		214				219		224	
		215				220		225	

Sección 12 COSECHAS PRINCIPALES BAJO CULTIVO																		
<p>1. ¿Había en este lugar para el 1 de julio de 1978 alguna de las siguientes cosechas en crecimiento?</p> <p>a. Caña de azúcar <input type="checkbox"/></p> <p>b. Café <input type="checkbox"/></p> <p>c. Piños <input type="checkbox"/></p> <p>d. Arroz <input type="checkbox"/></p> <p>e. Frutas <input type="checkbox"/></p>	Ninguna	<table border="1" style="width: 100%; border-collapse: collapse;"> <thead> <tr> <th style="width: 50%;">Cuerdas</th> <th style="width: 50%;">Cent.</th> </tr> </thead> <tbody> <tr><td>226</td><td></td></tr> <tr><td>227</td><td></td></tr> <tr><td>228</td><td></td></tr> <tr><td>229</td><td></td></tr> <tr><td>230</td><td></td></tr> </tbody> </table>	Cuerdas	Cent.	226		227		228		229		230					
Cuerdas	Cent.																	
226																		
227																		
228																		
229																		
230																		
Sección 13 USO DEL TERRENO EN LOS ÚLTIMOS 12 MESES																		
<p>RECORDATORIO: Si el mismo terreno se utilizó para dos o más propósitos, informe ese terreno sólo una vez — en la primera partida que se aplique.</p>																		
<p>El propósito de esta sección es el de distribuir toda la tierra en este lugar entre las partidas 2 a la 4 a continuación, de acuerdo al uso que se le dió en los últimos 12 meses.</p>																		
<table border="1" style="width: 100%; border-collapse: collapse;"> <thead> <tr> <th style="width: 50%;">Cuerdas</th> <th style="width: 50%;">Cent.</th> </tr> </thead> <tbody> <tr><td> </td><td> </td></tr> </tbody> </table>			Cuerdas	Cent.														
Cuerdas	Cent.																	
<p>1. "TOTAL DE CUERDAS EN ESTE LUGAR" — Viene de la sección 1, partida 4, página 1.</p>																		
<table border="1" style="width: 100%; border-collapse: collapse;"> <thead> <tr> <th style="width: 50%;">Cuerdas</th> <th style="width: 50%;">Cent.</th> </tr> </thead> <tbody> <tr><td>231</td><td></td></tr> <tr><td>232</td><td></td></tr> <tr><td>233</td><td></td></tr> <tr><td>234</td><td></td></tr> <tr><td>235</td><td></td></tr> <tr><td>236</td><td></td></tr> <tr><td>237</td><td></td></tr> </tbody> </table>			Cuerdas	Cent.	231		232		233		234		235		236		237	
Cuerdas	Cent.																	
231																		
232																		
233																		
234																		
235																		
236																		
237																		
<p>2. TERRENO CULTIVADO (Incluya el terreno cosechado, terreno donde los cultivos se perdieron, terreno bajo cultivo, haya sido o no cosechado, etc.) <input type="checkbox"/></p>																		
<p>3. TERRENO EN PASTO —</p> <p>a. Pastos cultivados y/o mejorados <input type="checkbox"/></p> <p>b. Pastos naturales <input type="checkbox"/></p> <p>c. Pastos naturales enmalezados <input type="checkbox"/></p>																		
<p>4. OTROS TERRENOS —</p> <p>a. Montes, bosques y malezas que no se pueden utilizar para cultivos o pastos <input type="checkbox"/></p> <p>b. Lagos, charcas, edificaciones, caminos, cercas o terrenos baldíos <input type="checkbox"/></p>																		
<p>5. TOTAL DE CUERDAS (Suma las cuerdas informadas en las partidas 2 a la 4 y anote el total aquí. El total debe ser igual a la partida 1 de esta sección.) →</p>																		
Sección 14 RIEGO																		
<p>1. ¿REGO usted algún terreno en este lugar durante los últimos 12 meses?</p> <p>014 1 <input type="checkbox"/> Sí — Llène esta sección</p> <p>2 <input type="checkbox"/> No — Pase a la sección 15</p>																		
<p>2. Cuerdas que se regaron utilizando SISTEMAS DE RIEGO PÚBLICO <input type="checkbox"/></p> <p>Método usado para regar:</p> <p>a. Por gravedad (surco, canal, o por inundación) <input type="checkbox"/></p> <p>b. Por aspersión o aéreo <input type="checkbox"/></p> <p>c. Por goteo <input type="checkbox"/></p>																		
<p>3. Cuerdas que se regaron utilizando SISTEMAS DE RIEGO PRIVADO (de pozos profundos, ríos, riachuelos, etc.) <input type="checkbox"/></p> <p>Método usado para regar:</p> <p>a. Por gravedad (surco, canal, o por inundación) <input type="checkbox"/></p> <p>b. Por aspersión o aéreo <input type="checkbox"/></p> <p>c. Por goteo <input type="checkbox"/></p>																		
<p>4. Fuente principal de abasto de agua para regar 246</p> <p>1 <input type="checkbox"/> Pozo o cisterna</p> <p>2 <input type="checkbox"/> Río o quebrada</p> <p>3 <input type="checkbox"/> Lago o charca</p> <p>4 <input type="checkbox"/> Estanques</p> <p>5 <input type="checkbox"/> Otro — Especifique →</p>																		
Sección 15 CERDOS																		
<p>1. ¿Tiene usted o cualquiera otra persona CERDOS o CERDITOS en este lugar, o se vendió alguno en los últimos 12 meses?</p> <p>015 1 <input type="checkbox"/> Sí — Llène esta sección</p> <p>2 <input type="checkbox"/> No — Pase a la sección 16</p>																		
<table border="1" style="width: 100%; border-collapse: collapse;"> <thead> <tr> <th style="width: 50%;">Había en este lugar el 1 de julio de 1978 (1)</th> <th style="width: 50%;">Fueron vendidos en los últimos 12 meses (2)</th> </tr> </thead> <tbody> <tr><td>247</td><td>248</td></tr> <tr><td>249</td><td>250</td></tr> <tr><td>251</td><td>252</td></tr> <tr><td>253</td><td></td></tr> <tr><td>255</td><td></td></tr> </tbody> </table>			Había en este lugar el 1 de julio de 1978 (1)	Fueron vendidos en los últimos 12 meses (2)	247	248	249	250	251	252	253		255					
Había en este lugar el 1 de julio de 1978 (1)	Fueron vendidos en los últimos 12 meses (2)																	
247	248																	
249	250																	
251	252																	
253																		
255																		
<p>2. Cerdos y cerditos de todas las edades y sexos <input type="checkbox"/></p> <p>(La suma de los totales en las partidas 2 "a" y "b" debe ser igual a la partida 2.)</p> <p>a. Menores de seis meses de edad <input type="checkbox"/></p> <p>b. De seis meses o más de edad <input type="checkbox"/></p>																		
<p>3. Cerdos paridoras y cerditos retenidos para la crianza <input type="checkbox"/></p>																		
<p>4. Padrotes de todas las edades retenidos para la crianza <input type="checkbox"/></p>																		

Sección 16 GANADO VACUNO																					
1. ¿Tiene usted o cualquiera otra persona algún GANADO VACUNO en este lugar, o se vendió alguno de este lugar en los últimos 12 meses? 016 1 <input type="checkbox"/> Sí - Llame esta sección 2 <input type="checkbox"/> No - Pase a la sección 17																					
2. Ganado y novillos de todas las edades: (Si "Ninguno," marque (X) y pase a la partida 3 de esta sección.)	<table border="1" style="width: 100%; border-collapse: collapse;"> <thead> <tr> <th colspan="2" style="text-align: center;">Número en este lugar el 1 de julio de 1978</th> </tr> <tr> <th style="text-align: center;">Ganado para leche (1)</th> <th style="text-align: center;">Ganado para carne y otro ganado (2)</th> </tr> </thead> <tbody> <tr><td>257</td><td>258</td></tr> <tr><td>259</td><td>260</td></tr> <tr><td>261</td><td>262</td></tr> <tr><td>263</td><td>264</td></tr> <tr><td>265</td><td>266</td></tr> <tr><td>267</td><td>268</td></tr> </tbody> </table>	Número en este lugar el 1 de julio de 1978		Ganado para leche (1)	Ganado para carne y otro ganado (2)	257	258	259	260	261	262	263	264	265	266	267	268				
Número en este lugar el 1 de julio de 1978																					
Ganado para leche (1)	Ganado para carne y otro ganado (2)																				
257	258																				
259	260																				
261	262																				
263	264																				
265	266																				
267	268																				
a. Vacas <input type="checkbox"/> Ninguno b. Novillas de 6 meses o más de edad <input type="checkbox"/> c. Becerras de menos de 6 meses de edad <input type="checkbox"/> d. Becerras de menos de 6 meses de edad <input type="checkbox"/> e. Novillos y toros <input type="checkbox"/> (ENTREVISTADOR: La suma de las preguntas "a" a la "e" debe ser igual al total en la partida 2.)																					
3. Cuartillos de leche vendidos durante los últimos 12 meses <input type="checkbox"/> Ninguno 269 <input type="checkbox"/> Cuartillos vendidos																					
4. ¿Es esta una vaquería de primera clase? 270 1 <input type="checkbox"/> Sí 2 <input type="checkbox"/> No																					
5. Ganado vacuno de este lugar vendido en los últimos 12 meses. (Incluya aquéllos que fueron alimentados por contrato y se los llevaron de este lugar en los últimos 12 meses.)	<table border="1" style="width: 100%; border-collapse: collapse;"> <thead> <tr> <th style="text-align: center;">Ganado lechero vendido</th> <th style="text-align: center;">Ganado para carne y otros vendidos</th> </tr> </thead> <tbody> <tr><td>271</td><td>272</td></tr> <tr><td>273</td><td>274</td></tr> </tbody> </table>	Ganado lechero vendido	Ganado para carne y otros vendidos	271	272	273	274														
Ganado lechero vendido	Ganado para carne y otros vendidos																				
271	272																				
273	274																				
a. Becerras y becerras <input type="checkbox"/> Ninguno b. Todo otro ganado excluyendo becerros y becerras <input type="checkbox"/>																					
Sección 17 OTROS ANIMALES DE LA FINCA																					
1. ¿Tiene usted o alguna persona alguna OTRA CLASE de GANADO en este lugar, o se vendió alguno en los últimos 12 meses? (Incluya todas las edades y sexos.) 017 1 <input type="checkbox"/> Sí - Llame esta sección 2 <input type="checkbox"/> No - Pase a la sección 18																					
2. ¿Otra clase de ganado -	<table border="1" style="width: 100%; border-collapse: collapse;"> <thead> <tr> <th style="text-align: center;">Había en este lugar el 1 de julio de 1978 (1)</th> <th style="text-align: center;">Fueron vendidos en los últimos 12 meses (2)</th> </tr> </thead> <tbody> <tr><td>275</td><td>276</td></tr> <tr><td>277</td><td>278</td></tr> <tr><td>279</td><td>280</td></tr> <tr><td>281</td><td>282</td></tr> <tr><td>283</td><td>284</td></tr> <tr><td>285</td><td>286</td></tr> <tr><td>287</td><td>288</td></tr> <tr><td>289</td><td>290</td></tr> <tr><td>291</td><td>292</td></tr> </tbody> </table>	Había en este lugar el 1 de julio de 1978 (1)	Fueron vendidos en los últimos 12 meses (2)	275	276	277	278	279	280	281	282	283	284	285	286	287	288	289	290	291	292
Había en este lugar el 1 de julio de 1978 (1)	Fueron vendidos en los últimos 12 meses (2)																				
275	276																				
277	278																				
279	280																				
281	282																				
283	284																				
285	286																				
287	288																				
289	290																				
291	292																				
a. Caballos carrera y paso fino? <input type="checkbox"/> Ninguno b. Otros caballos? <input type="checkbox"/> c. Mulas y burros? <input type="checkbox"/> d. Ovejas de ambos sexos? <input type="checkbox"/> e. Cabros de ambos sexos? <input type="checkbox"/> f. Colmenas de abejas y miel de abejas vendida? <input type="checkbox"/> g. Conejos? <input type="checkbox"/> h. Bueyes de trabajo? <input type="checkbox"/> i. Otros? - Especifique <input type="checkbox"/>	Colmenas Lbs. de miel																				
Sección 18 AVES																					
1. ¿Tiene usted o cualquiera otra persona GALLINAS, POLLONAS, GALLOS, POLLOS, o cualquiera otra ave en este lugar, o se vendió alguna de este lugar en los últimos 12 meses? 018 1 <input type="checkbox"/> Sí - Llame esta sección 2 <input type="checkbox"/> No - Pase a la sección 19																					
2. ¿Cuántas -	<table border="1" style="width: 100%; border-collapse: collapse;"> <thead> <tr> <th style="text-align: center;">Había en este lugar el 1 de julio de 1978 (1)</th> <th style="text-align: center;">Fueron vendidas en los últimos 12 meses (Incluya las aves que fueron alimentadas a base de contrato y se llevaron de este lugar en los últimos 12 meses) (2)</th> </tr> </thead> <tbody> <tr><td>293</td><td>294</td></tr> <tr><td>295</td><td>296</td></tr> <tr><td>297</td><td>298</td></tr> <tr><td>299</td><td>300</td></tr> <tr><td>301</td><td>302</td></tr> <tr><td>303</td><td>304</td></tr> <tr><td>305</td><td>306</td></tr> <tr><td>307</td><td>308</td></tr> <tr><td></td><td>310</td></tr> </tbody> </table>	Había en este lugar el 1 de julio de 1978 (1)	Fueron vendidas en los últimos 12 meses (Incluya las aves que fueron alimentadas a base de contrato y se llevaron de este lugar en los últimos 12 meses) (2)	293	294	295	296	297	298	299	300	301	302	303	304	305	306	307	308		310
Había en este lugar el 1 de julio de 1978 (1)	Fueron vendidas en los últimos 12 meses (Incluya las aves que fueron alimentadas a base de contrato y se llevaron de este lugar en los últimos 12 meses) (2)																				
293	294																				
295	296																				
297	298																				
299	300																				
301	302																				
303	304																				
305	306																				
307	308																				
	310																				
a. Gallinas ponedoras (No incluya pollonas criadas para la venta.) (1) Menores de un año de edad? <input type="checkbox"/> Ninguno (2) De un año de edad o más? <input type="checkbox"/> b. Pollonas? (Incluya las que se crían para la venta solamente.) <input type="checkbox"/> c. Gallos de pelea? <input type="checkbox"/> d. Otros gallos? <input type="checkbox"/> e. Pollos? <input type="checkbox"/> f. Guineas? <input type="checkbox"/> g. Otras aves (pavos, palomas, etc.)? <input type="checkbox"/> h. Huevos de gallina? <input type="checkbox"/>	Docenas																				
Sección 19 PRODUCTOS PARA EL CONSUMO DEL HOGAR (Incluya todo animal o sus productos consumidos o regalados durante los últimos 12 meses.)																					
¿Consumió usted o regaló algunos de los siguientes durante los últimos 12 meses?																					
1. ¿Cuántos -	<table border="1" style="width: 100%; border-collapse: collapse;"> <tbody> <tr> <td style="text-align: center;">311</td> <td style="text-align: center;">Cuartillos</td> </tr> <tr> <td style="text-align: center;">312</td> <td style="text-align: center;">Docenas</td> </tr> </tbody> </table>	311	Cuartillos	312	Docenas																
311	Cuartillos																				
312	Docenas																				
a. Cuartillos de leche? <input type="checkbox"/> Ninguno b. Huevos de gallina? <input type="checkbox"/>																					
2. ¿Ganado o aves que fueron sacrificados o regalados -	<table border="1" style="width: 100%; border-collapse: collapse;"> <tbody> <tr> <td style="text-align: center;">313</td> <td style="text-align: center;">Número</td> </tr> <tr> <td style="text-align: center;">314</td> <td style="text-align: center;">Número</td> </tr> <tr> <td style="text-align: center;">315</td> <td style="text-align: center;">Número</td> </tr> <tr> <td style="text-align: center;">316</td> <td style="text-align: center;">Número</td> </tr> <tr> <td style="text-align: center;">317</td> <td style="text-align: center;">Número</td> </tr> <tr> <td style="text-align: center;">318</td> <td style="text-align: center;">Número</td> </tr> </tbody> </table>	313	Número	314	Número	315	Número	316	Número	317	Número	318	Número								
313	Número																				
314	Número																				
315	Número																				
316	Número																				
317	Número																				
318	Número																				
a. Ganado adulto o novillos? <input type="checkbox"/> b. Cerdos y cerditos? <input type="checkbox"/> c. Pollos, gallinas, pavos, palomas, guineas o cualquier otra ave? <input type="checkbox"/> d. Ovejas? <input type="checkbox"/> e. Cabros? <input type="checkbox"/> f. Conejos? <input type="checkbox"/>																					

Sección 20 MAQUINARIAS AGRICOLAS, EQUIPO, EDIFICIOS Y OTRAS FACILIDADES EN ESTE LUGAR JULIO 1, 1978

1. ¿Cuántos de los siguientes se encontraban en este lugar el 1 de julio de 1978? (Incluya toda maquinaria, equipo, edificios y facilidades en este lugar, sea o no de su propiedad, con tal que funcione bien.)

A. Maquinaria y Equipo Seleccionado

Ninguno	Número
	319
	320
	321
	322
	323
	324
	325
	326
	327
	328
	329
	330
	331
	332
	333
	334
	335

1. Automóviles, jeeps, camionetas, camiones ☐
2. Tractores de rueda de goma ☐
3. Tractores de oruga ☐
4. Carretanes (Tirados por bueyes o tractor) ☐
5. Llenadoras de caña (No incluya las grúas) ☐
6. Cortadoras de caña ☐
7. Grúas para la caña ☐
8. Despulpadoras de café ☐
9. Secadoras mecánicas de café ☐
10. Lavadoras mecánicas para café ☐
11. Ordeñadoras mecánicas ☐
12. Tanques para enfriar leche ☐
13. Plantas auxiliares de energía eléctrica ☐
14. Cortadoras de pasto (Tipo de barra o de volanta) ☐
15. Asperjadoras de productos químicos mecanizadas ☐
 - a. Tiradas por tractor ☐
 - b. Otros ☐
16. Otros equipos tirados por tractor (Incluya arados, discos, rastrillos, etc.) ☐

B. Edificios y Facilidades Seleccionadas

Ninguno	Número
	336
	337
	338
	339
	340
	341
	342
	343
	344
	345
	346
	347
	348
	349

1. Salas de ordeño ☐
2. Ranchos para aves (gallineros) ☐
3. Establos para ganada ☐
4. Parquerizas ☐
5. Silos ☐
6. Ranchos para tabaco ☐
7. Edificios para almacenar cultivos ☐
8. Edificios para maquinaria ☐
9. Casas para agregados y otros empleados de la finca ☐
10. Tanques de alimento para el ganado ☐
11. Area bajo sombra para plantas ornamentales y de flores ☐
12. Cepos para el ganado ☐
13. Charcas de oxidación ☐
14. Secadoras de café al sol o aire libre ☐

2. ¿Cuál es el valor estimado en el mercado de TODA la maquinaria y el equipo, usualmente mantenido en este lugar y que se utilizan para operar la finca? (Incluya corras, camiones, tractores, arados, discos, rastrillos, secadoras, bombas, motres, equipo de regar, equipo de vaquerías incluyendo ordeñadoras y tanques de enfriamiento para leche, comederos para el ganado, molidoras y equipo de mezclar, etc.)

Valor estimado en el mercado
(Dólares únicamente)

\$ 350 .00

Sección 21 OBREROS AGRICOLAS, AGREGADOS Y MEDIANEROS

1. ¿Empleó en los últimos 12 meses algún obrero agrícola para hacer trabajo en este lugar (no incluya a empleados contratados por otros los cuales le hicieron trabajo a usted), a vivía alguna familia de agregado o medianero en este lugar para el 1 de julio de 1978?

- 021 ☐ 1. Sí - Llene esta sección
☐ 2. No - Pase a la sección 22

2. ¿Entre los obreros agrícolas empleados, cuántos trabajaron en este lugar -

- a. 5 meses o más? ☐
b. Menos de 5 meses? ☐

3. ¿Cuántas familias de agregados y medianeros vivían en este lugar el 1 de julio de 1978?

Ninguno	Número
	351
	352
	353
	Trabajadores
	Trabajadores
	Familias

Sección 22 INSECTICIDAS, YERBICIDAS, FUNGICIDAS, OTROS PESTICIDAS, CAL Y OTROS PRODUCTOS QUIMICOS

Incluya los comprados por usted, el dueño del terreno, o por otras personas si se ha contratado la aplicación. Por cada renglón enumerado, informe el número de cuerdas sólo una vez, pero informe el costo de todos los productos usados en estas cuerdas durante los últimos 12 meses.

¿Usó usted algunos de los siguientes productos químicos en este lugar en los últimos 12 meses?

1. Cal (No incluya yesa o cal usada para saneamiento) ☐
2. Productos químicos que se usan para asperjar, rociar, fumigar, etc. (en polvo, líquido o en estado gaseoso) para controlar -
 - a. Los insectos en pastos cultivados y mejorados ☐
 - b. Los insectos en cosechas como caña de azúcar, café, tabaco, piña, vegetales, árboles frutales, etc. ☐
 - c. Los nemátodos en las cosechas ☐
 - d. Las enfermedades de las cosechas y de los huertos (añublo, tizón, manchas, moho, etc.) ☐
 - e. La maleza y las malas yerbas en los cultivos ☐
 - f. La maleza o matorrales en el pasto ☐
3. Productos químicos usados para deshojar, o para controlar el crecimiento de cultivos o la producción de frutas ☐
4. Productos químicos para el control de insectos y parásitos que afectan al ganado y a las aves ☐

Toneladas usadas (1)	Cuerdas en las cuales fueron usados (2)		Costo estimado (No incluya el costo de aplicarse) (3)	
	Cuerdas	Cent.	Dólares únicamente	
354	355	356	\$.00
	357	358		
	359	360	\$.00
	361	362	\$.00
	363	364	\$.00
	365	366	\$.00
	367	368	\$.00
	369	370	\$.00
		371	\$.00
		372	\$.00
			\$.00

5. COSTO TOTAL EN ESTOS PRODUCTOS QUIMICOS

(Suma los dólares anotados en las partidas 1 a la 4 y anote aquí el total.)

Sección 23 GASTOS		
Incluya el estimado de gastos costeados por el agricultor como también por otros (propietario, contratista, comprador, etc.) en cosechas, ganado o productos de ganado que se produjeron en este lugar.	¿Cuántos dólares gastó en los últimos 12 meses en lo siguiente?	
	1. En comprar ganado y aves — ganado vacuno, cerdos, cerditos, cabros, caballos, gallinas, pollitos, pollonas, etc.	Dólares únicamente 373 \$.00
	2. En alimentos para ganado y aves — granos, heno, ensilaje, alimentos mezclados, concentrados, etc.	374 \$.00
	3. Medicamentos o drogas compradas para el ganado y aves	375 \$.00
	4. En comprar semillas, bulbos, plantas y arbolitos	376 \$.00
	5. En comprar abonos comerciales	377 \$.00
	6. En gasolina y otros productos de petróleo comprados para el uso del negocio de la finca — Aceite Diesel, LP gas, butano, propano, gas kerosina, aceite combustible, aceite de motor, grasa, etc. (No incluya los gastos en estos productos para el uso de la vivienda o el automóvil de la familia.)	378 \$.00
	7. En jornales y salarios a empleados y obreros de la finca. (Incluya todo el dinero que pagó en efectivo por trabajo en la finca, incluyendo pagos a miembros de la familia, y pagos por Seguro Social. No incluya trabajo doméstico, ni trabajo por contrato.)	379 \$.00
	8. En trabajo por contrato. (Incluya gastos relacionados principalmente por labores agrícolas a base de contratos hechos con un contratista, corporación, cooperativa, etc.)	380 \$.00
	9. En alquiler de maquinaria y en trabajo hecho según pedido (customwork) tales como arado, sembrado, cosechado, preparación de silos, rociado y pulverizado de productos químicos, etc.	381 \$.00
	10. En productos químicos agrícolas (Copie de la partida 5, sección 22.)	382 \$.00
Sección 24 VENTAS		
¿Cuál fué el valor total en el mercado de los productos agrícolas vendidos de este lugar en los últimos 12 meses, antes de descontar los impuestos y gastos?		
1. Caño de azúcar	Dólares únicamente 383 \$.00	
2. Tabaco	384 \$.00	
3. Café	385 \$.00	
4. Piña	386 \$.00	
5. Granos y productos farináceos (No incluya plátanos ni guineos; se incluyen en la partida 7.)	387 \$.00	
6. Vegetales (hortalizas) (Total debe ser igual a dólares informados en la col. 2, sección 7.)	388 \$.00	
7. Frutas — cocos, chinós, toranjas, plátanos, guineos, papayas, cidras, aguacates, acerolas, etc.	389 \$.00	
8. Aves y productos derivados — pollos para carne, gallinas, huevos, pavos, etc.	390 \$.00	
9. Productos derivados del ganado vacuno — leche, queso, etc. (No informe la leche de cabra aquí; se incluye en la partida 13.)	391 \$.00	
10. Ganado vacuno de raza de leche	392 \$.00	
11. Ganado vacuno para carne y cualquier otro ganado vacuno	393 \$.00	
12. Cerdos, ovejas, y cabros	394 \$.00	
13. Otros animales y sus productos — caballos, mulas, abejas, miel, leche de cabra, etc. — Especifique	395 \$.00	
14. Plantas ornamentales y de flores o grama para césped	396 \$.00	
15. Otros productos agrícolas vendidos — modera, heno, forraje, ensilaje, mieles, etc. — Especifique	397 \$.00	
16. TOTAL DEL VALOR EN EL MERCADO de todos los productos agrícolas vendidos antes de descontar los impuestos y gastos. (Sume los dólares informados para las partidas "1" a la "15" y anote aquí el total.)	398 \$.00	
Sección 25 OTROS INGRESOS RELACIONADOS CON LA FINCA		
¿Cuánto recibió usted en los últimos 12 meses de lo siguiente?		
1. Por servicios agrícolas provistos a otros, tales como: arando, sembrando, fumigando, cosechando, preparación de productos para venderse en el mercado, etc.	Dólares únicamente 399 \$.00	
2. Por servicios recreativos, tales como: proveyendo facilidades de caza, pesca, jiras, campamento, caso de huéspedes, posados u otras actividades recreativas que se ofrecen en el lugar	400 \$.00	
3. Por rentar terrenos agrícolas a otros. (Incluya pagos recibidos por el alquiler de terrenos para pastar ganado, ya sea a base de cabeza de ganado, pagos mensuales, o de cualquier otro acuerdo.)	401 \$.00	
4. Por participar en los programas agrícolas auspiciados por el gobierno (Incluya sólo los pagos recibidos del Gobierno de Puerto Rico o Federal.)	402 \$.00	
Sección 26 TIPO DE ORGANIZACION DE LA FINCA		
¿Cuál de estas declaraciones describe mejor el tipo de organización de su finca?		
403 Finca individual o de familia	Corporación	
1 <input type="checkbox"/> Privada	6 <input type="checkbox"/> Corporación de familia (menos de 10 personas)	
2 <input type="checkbox"/> Título IV	7 <input type="checkbox"/> Corporación privada (10 o más personas)	
3 <input type="checkbox"/> Título V	8 <input type="checkbox"/> Corporación o agencia del gobierno	
4 <input type="checkbox"/> Título VI		
5 <input type="checkbox"/> Sociedad — (incluya las sociedades de familia)	9 <input type="checkbox"/> Sucesión, cooperativa, fideicomiso, otro tipo — Especifique	

Sección 27 CARACTERÍSTICAS DEL OPERADOR DE LA FINCA

Todas estas preguntas se relacionan a la persona que opera esta finca.

1. ¿En qué año empezó usted a operar estos terrenos? 404 _____ Año
2. ¿Dónde vive usted (el operador de estos terrenos) 405
- 1 ☐ En estos terrenos?
- 2 ☐ En otra finca?
- 3 ☐ En la zona rural, pero no en una finca?
- 4 ☐ En la ciudad o pueblo?
- 5 ☐ Fuera de Puerto Rico?
3. ¿Qué edad tiene usted (el operador) ahora? 406 _____ Años de edad
4. Grado o año escolar más alto que completó (Marque un encasillado) 407
- ☐ 1 ☐ 2 ☐ 3 ☐ 4 ☐ 5 ☐ 6 Escuela elemental
- ☐ 7 ☐ 8 ☐ 9 ☐ 10 ☐ 11 ☐ 12 Escuela secundaria
- ☐ 13 ☐ 14 ☐ 15 ☐ 16 ☐ 17 o más. Años de colegio o universidad
5. ¿Cuántos días el operador o socio mayor trabajó fuera de este lugar por lo menos 4 horas diarias en los últimos 12 meses? (Incluya trabajos en tareas no agrícolas, negocio, o trabajo en otra finca. No incluya trabajo de ayuda mutua.) 408
- 1 ☐ Ninguno 5 ☐ 75-99
- 2 ☐ 1-24 6 ☐ 100-149
- 3 ☐ 25-49 7 ☐ 150-199
- 4 ☐ 50-74 8 ☐ 200 días o más
6. ¿De qué partida procedió la mayor parte de los ingresos totales recibidos por usted (el operador) en los últimos 12 meses? 409
- 1 ☐ De ventas de productos agrícolas (cosechas, ganado, aves, leche, etc.)
- 2 ☐ De otros ingresos relacionados con la finca
- 3 ☐ De ingresos no relacionados con la finca
7. ¿Qué por ciento de los ingresos totales (bruto) recibidos por usted (el operador) en los últimos 12 meses fueron derivados de la agricultura? 410
- 1 ☐ Menos de 25% 3 ☐ 50% a 74%
- 2 ☐ 25% a 49% 4 ☐ 75% o más
8. ¿Cuál es su (el operador) ocupación principal? 411
- 1 ☐ Agrícola 2 ☐ No agrícola - Especifique _____

Sección 28 OBSERVACIONES Y CERTIFICACION - Haga cualquier observación que sea necesaria en relación a esta finca, o sobre el dueño u operador; sobre cosechas, rendimiento por cuerda, tamaño de la finca, nombre y dirección del dueño de los terrenos si ésta es administrada o arrendada, etc.

PERSONA COMPLETANDO ESTE INFORME

POR FAVOR USE LETRA DE MOLDE	Nombre	412 Fecha (Día y mes)	Teléfono
			413 Número
Certificado por enumerador		414 Fecha (Día y mes)	Año
			1978
Certificado por Jefe de Grupo		415 Fecha (Día y mes)	Año
			1978

Form Approved: O.M.B. No. 41-578018

<p>FORM 78-A1(PR) (3-1-78)</p> <p style="text-align: center;">U.S. DEPARTMENT OF COMMERCE BUREAU OF THE CENSUS</p> <div style="border: 1px solid black; width: 30px; margin: 10px auto; text-align: center;">A1</div> <p style="text-align: center;">CENSUS OF AGRICULTURE - 1978 PUERTO RICO</p> <p><small>NOTICE - Response to this inquiry is required by law (title 13, U.S. Code). By the same law your report to the Census Bureau is confidential. It may be seen only by sworn Census employees and may be used only for statistical purposes. This census report cannot be used for purposes of taxation, investigation, or regulation.</small></p>	<table border="1" style="width: 100%; border-collapse: collapse;"><tr><th colspan="5">A. Questionnaire Identification</th></tr><tr><td style="width: 15%;">Municipio No.</td><td style="width: 15%;">ED No.</td><td style="width: 15%;">CENSUS USE ONLY</td><td style="width: 25%;">Farm serial number</td><td style="width: 20%;">CENSUS USE ONLY</td></tr><tr><td> </td><td> </td><td> </td><td> </td><td> </td></tr><tr><td colspan="2">Municipio</td><td colspan="3"> </td></tr><tr><td colspan="2">Barrio</td><td colspan="3"> </td></tr><tr><th colspan="5">B. Operator's Name and Mailing Address</th></tr><tr><td colspan="2">Name</td><td colspan="2">Middle name or initial</td><td>Surnames</td></tr><tr><td colspan="5">P.O. Box, R.F.D. and box number, number and street</td></tr><tr><td colspan="5">Barrio (if needed)</td></tr><tr><td colspan="4">City or town</td><td>ZIP code</td></tr><tr><td colspan="5"> </td></tr><tr><th colspan="5">CENSUS USE ONLY</th></tr><tr><td>035</td><td>036</td><td>037</td><td>038</td><td>039</td></tr></table>	A. Questionnaire Identification					Municipio No.	ED No.	CENSUS USE ONLY	Farm serial number	CENSUS USE ONLY						Municipio					Barrio					B. Operator's Name and Mailing Address					Name		Middle name or initial		Surnames	P.O. Box, R.F.D. and box number, number and street					Barrio (if needed)					City or town				ZIP code						CENSUS USE ONLY					035	036	037	038	039
A. Questionnaire Identification																																																																		
Municipio No.	ED No.	CENSUS USE ONLY	Farm serial number	CENSUS USE ONLY																																																														
Municipio																																																																		
Barrio																																																																		
B. Operator's Name and Mailing Address																																																																		
Name		Middle name or initial		Surnames																																																														
P.O. Box, R.F.D. and box number, number and street																																																																		
Barrio (if needed)																																																																		
City or town				ZIP code																																																														
CENSUS USE ONLY																																																																		
035	036	037	038	039																																																														

Section 1 CUERDAS IN THE LAST 12 MONTHS

(INTERVIEWER: When you need to report part of a cuerda, write in whole numbers under "centésimos," never in fractions or decimals. Example: Centésimos 05, 10, 25, 75, 95.)

None	Cuerdas	Centésimos	
1. All land owned	043		
(Interviewer: If operator is a salaried manager, enter all land managed in "item 1 - All land owned" and enter this figure in "item 4 - Total cuerdas in this place.")			
2. Land rented (or leased) from others	044		
3. Land rented (or leased) to others (Do not include cuerdas worked by sharecroppers and "agregados.")	045		
4. TOTAL CUERDAS IN THIS PLACE	046		
(Interviewer: Add land owned (item 1) to land rented from others (item 2) then subtract land rented to others (item 3) and enter your answer here. For managed land enter figure from item 1.)			
5. Land rented from others (Give the following information for each of the landlords.)			
Name	Address	Cuerdas	Cent.
		047	
		048	
		049	
6. Land rented to others (Give the following information for each of the tenants.)			
Name	Address	Cuerdas	Cent.
		050	
		051	
		052	
7. Land managed as a salaried manager (Give the following information concerning your employer.)			
Name	Address	Cuerdas	Cent.
		053	

Section 2 LOCATION OF AGRICULTURAL LAND OPERATED BY YOU IN THE LAST 12 MONTHS

1. Are all of your agricultural operations located in the municipio and barrio shown in the upper right corner of this page? 002 ☐ No - Complete this section ☐ Yes - Go to section 3

Write name and cuerdas for principal barrio and municipio on the first line; write names and cuerdas for additional barrios and municipios in spaces provided. If necessary, continue in "Remarks" on the last page.

Principal barrio and municipio	Name of barrio	Municipio	Cuerdas	Cent.
			054	
Other barrios and municipios			055	
			056	
			057	
TOTAL CUERDAS (Must equal cuerdas in item 4, section 1)			058	

Section 3 SUGARCANE		Cuerdas harvested (1)		Tons harvested (2)	
		Cuerdas	Cent.		
1. Was any sugarcane grown on this place during the last 12 months? 003 <input type="checkbox"/> 1 Yes - Complete this section <input type="checkbox"/> 2 No - Go to section 4		None			
a. Fall cane	<input type="checkbox"/>	060		061	
b. Spring cane	<input type="checkbox"/>	062		063	
c. Ratoon cane	<input type="checkbox"/>	064		065	
d. Sojourn cane for seed	<input type="checkbox"/>	066			
e. Sojourn cane cut for feed	<input type="checkbox"/>	068			
f. TOTAL CANE (Add the figures entered in items "a" through "e" and enter the total in this space.)		070		071	

Section 4 COFFEE, TOBACCO, OR PINEAPPLES		Cuerdas harvested (1)		Amount harvested (2)		Amount sold (3)	
		Cuerdas	Cent.				
1. Did you harvest any COFFEE, TOBACCO, OR PINEAPPLES from this place in the last 12 months? 004 <input type="checkbox"/> 1 Yes - Complete this section <input type="checkbox"/> 2 No - Go to section 5		None					
a. Coffee grown in the shade	<input type="checkbox"/>	073		074	Cwt.	075	Cwt.
b. Coffee grown in the open	<input type="checkbox"/>	076		077	Cwt.	078	Cwt.
c. Tobacco	<input type="checkbox"/>	079		080	Lbs.	081	Lbs.
d. Pineapples	<input type="checkbox"/>	082		083	Tons	084	Tons

Section 5 GRAINS AND FARINACEOUS CROPS		Cuerdas harvested (1)		Amount harvested (2)		Amount sold (3)	
		Cuerdas	Cent.				
1. Were any of the following crops harvested from this place in the last 12 months? None							
a. Pigeon peas	<input type="checkbox"/>	085		086		087	
b. Dry beans	<input type="checkbox"/>	088		089		090	
c. Green beans	<input type="checkbox"/>	091		092		093	
d. Corn	<input type="checkbox"/>	094		095		096	
e. Dasheens	<input type="checkbox"/>	097		098		099	
f. Cassava	<input type="checkbox"/>	100		101		102	
g. Celeriac	<input type="checkbox"/>	103		104		105	
h. Sweetpotatoes	<input type="checkbox"/>	106		107		108	
i. Yams	<input type="checkbox"/>	109		110		111	
j. Taniers	<input type="checkbox"/>	112		113		114	
k. Rice	<input type="checkbox"/>	115		116		117	

Section 6 FRUITS		Not of bearing age (1)		Bearing age (2)		Amount harvested (3)		Amount sold (4)	
		Number of trees or plants		Number of trees or plants					
1. Are there any fruit trees or coconut palms on this place? 006 <input type="checkbox"/> 1 Yes - Complete this section <input type="checkbox"/> 2 No - Go to section 7									
2. Which of these fruits are now planted or were harvested in the last 12 months? None									
a. Coconuts'	<input type="checkbox"/>	118		119		120	Hds.	121	Hds.
b. Grapefruits	<input type="checkbox"/>	122		123		124	Hds.	125	Hds.
c. Oranges	<input type="checkbox"/>	126		127		128	Hds.	129	Hds.
d. Avocados	<input type="checkbox"/>	130		131		132	Thds.	133	Thds.
e. Chironjas	<input type="checkbox"/>	134		135		136	Hds.	137	Hds.
f. Plantains	<input type="checkbox"/>	138		139		140	Thds.	141	Thds.
g. Bananas	<input type="checkbox"/>	142		143		144	Thds.	145	Thds.
h. Citron	<input type="checkbox"/>	146		147		148	Cwt.	149	Cwt.
i. Mongoes	<input type="checkbox"/>	150		151		152	Thds.	153	Thds.
j. Papayas	<input type="checkbox"/>	154		155		156	Lbs.	157	Lbs.

Section 7 VEGETABLES

1. Did you cultivate for sale any vegetables in the last 12 months?

1 ☐ Yes - Complete this section2 ☐ No - Go to section 8

2. Which of the following vegetables did you harvest from this place for sale in the last 12 months?

- a. Tomatoes
- b. Cucumbers
- c. String beans
- d. Lettuce
- e. Peppers
- f. Cabbage
- g. Eggplant
- h. Pumpkins
- i. Sweet cooking peppers
- j. Other vegetables

None

Cuerdas harvested for sale		Value of sales	
Cuerdas	Cent.	Dollars only	
158		159	
		\$.00
160		161	
		\$.00
162		163	
		\$.00
164		165	
		\$.00
166		167	
		\$.00
168		169	
		\$.00
170		171	
		\$.00
172		173	
		\$.00
174		175	
		\$.00
176		177	
		\$.00

Section 8 CULTIVATED AND/OR IMPROVED PASTURE

1. Did you have any CULTIVATED AND/OR IMPROVED PASTURE on this place in the last 12 months?

1 ☐ Yes - Complete this section2 ☐ No - Go to section 9

- a. Paragrass
- b. Guinea grass
- c. Merker grass
- d. Pangola grass
- e. Molasses grass
- f. Milo (sorghums)
- g. Elephant grass
- h. Star grass
- i. Other cultivable grasses

None

Cuerdas for grazing only		Cuerdas cut for roughage	
(1)		(2)	
Cuerdas	Cent.	Cuerdas	Cent.
178		179	
180		181	
182		183	
184		185	
186		187	
188		189	
190		191	
192		193	
194		195	

Section 9 ORNAMENTAL AND FLOWERING PLANTS, LAWN GRASS

1. Did you grow any ORNAMENTAL or FLOWERING PLANTS or LAWN GRASS for sale on this place in the last 12 months?

1 ☐ Yes - Complete this section2 ☐ No - Go to section 10

- a. Lawn grass (sod)
- b. Ornamental plants
- c. Flowering plants

None

Area used in last 12 months			Value of sales	
Square feet under shade	Cuerdas	Cent.	(Dollars only)	
(1)	(2)		(3)	
197			198	
			\$.00
199	200		201	
			\$.00
202	203		204	
			\$.00

Section 10 OTHER CROPS

1. Were any other crops or agricultural products grown on this place in the last 12 months?

1 ☐ Yes - Complete this section2 ☐ No - Go to section 11

- a. Crop name
- b. Crop name

Cuerdas harvested		Pounds harvested		Pounds sold	
(1)		(2)		(3)	
Cuerdas	Cent.				
205		206		207	
208		209		210	

Section 11 INTERPLANTING OF CROPS

1. Did you have any land planted in two or more crops? (Include land planted in crop mixtures such as: coffee, oranges, and grapefruit; coffee, bananas, oranges, and dasheens; corn, beans, and taniers; etc.)

1 ☐ Yes - Complete this section2 ☐ No - Go to section 12

Name of crops interplanted

(1) Principal	(2) Others	(3) Principal	(4) Others	(5) Principal	(6) Others
211	212	216	217	221	222
	213		218		223
	214		219		224
	215		220		225

Section 12 SELECTED CROPS UNDER CULTIVATION

1. Were any of the following crops growing on this place, July 1, 1978?

	None	Cuerdas	Cent.
a. Sugarcane	<input type="checkbox"/>	226	
b. Coffee	<input type="checkbox"/>	227	
c. Pineapple	<input type="checkbox"/>	228	
d. Rice	<input type="checkbox"/>	229	
e. All fruits	<input type="checkbox"/>	230	

Section 13 LAND USE IN THE LAST 12 MONTHS

REMINDER:

If the same land was used for two or more purposes, report that land only once - in the first item that applies.

The purpose of this section is to distribute all land on this place among items 2 through 4 below according to the way it was used in the last 12 months.

1. "TOTAL CUERDAS IN THIS PLACE" from section 1, item 4, on page 1 →

Cuerdas	Cent.

2. CULTIVATED CROPLAND (Include land harvested, land on which crops failed, land under cultivation whether harvested or not, etc.) ☐

3. LAND IN PASTURES -

a. Cultivated and/or improved pastures ☐b. Natural pastures ☐c. Pastures overgrown with brush ☐

4. OTHER LANDS -

a. Woodland, forests, and underbrush that cannot be utilized for cultivation or pastures ☐b. Lakes, ponds, buildings, roads, fences, or wasteland ☐

5. TOTAL CUERDAS (Add the cuerdas reported in items 2 through 4 and enter the total in this space. Total should be the same as item 1 above.) →

None	Cuerdas	Cent.
<input type="checkbox"/>	231	
<input type="checkbox"/>	232	
<input type="checkbox"/>	233	
<input type="checkbox"/>	234	
<input type="checkbox"/>	235	
<input type="checkbox"/>	236	
<input type="checkbox"/>	237	

Section 14 IRRIGATION

1. Did you irrigate any land on this place at any time during the last 12 months?

014 1 ☐ Yes - Complete this section2 ☐ No - Go to section 152. Cuerdas irrigated from a PUBLIC SYSTEM ☐

Method of irrigation:

a. Gravity (furrows, ditches, or flooding) ☐b. Sprinklers ☐c. Drip ☐3. Cuerdas irrigated from a PRIVATE SYSTEM (wells, rivers, brooks, etc.) ☐

Method of irrigation:

a. Gravity (furrows, ditches, or flooding) ☐b. Sprinklers ☐c. Drip ☐4. Major source of water used for irrigation ☐

- 246 1 ☐ Well or cistern
2 ☐ River or stream
3 ☐ Lake or pond
4 ☐ Constructed reservoirs
5 ☐ Other - Specify

None	Cuerdas	Cent.
<input type="checkbox"/>	238	
<input type="checkbox"/>	239	
<input type="checkbox"/>	240	
<input type="checkbox"/>	241	
<input type="checkbox"/>	242	
<input type="checkbox"/>	243	
<input type="checkbox"/>	244	
<input type="checkbox"/>	245	

Section 15 HOGS

1. Do you or anyone else have any HOGS or PIGS on this place, or were any sold in the last 12 months?

015 1 ☐ Yes - Complete this section2 ☐ No - Go to section 16

2. Hogs and piglets of all ages and sexes

(The total of items 2a and 2b should be the same as that in item 2.) ☐a. Less than 6 months of age ☐b. 6 months of age and older ☐3. Sows and gilts kept for breeding purposes. ☐4. Boars of all ages kept for breeding purposes. ☐

None

Number on this place July 1, 1978 (1)	Number sold in the last 12 months (2)
247	248
249	250
251	252
253	
255	

Section 16 CATTLE

1. Do you or anyone else have any CATTLE on this place, or were any sold from this place in the last 12 months?

- ⁰¹⁶ 1 ☐ Yes - Complete this section
2 ☐ No - Go to section 17

2. Cattle and calves of all ages: (If "None," mark X and go to item 3)

- a. Cows
b. Heifers 6 months of age and older
c. Heifer calves less than 6 months of age
d. Bull calves less than 6 months of age
e. Steers and bulls

(INTERVIEWER: The sum of questions "2a" through "2e" should be the same as item 2 above.)

3. Quarts of milk sold in the last 12 months

None ☐ 269 Quarts sold

4. Is this a first-class dairy?

²⁷⁰ 1 ☐ Yes 2 ☐ No

5. Cattle sold from this place in the last 12 months (Include those fed by contract and taken from this place in the last 12 months.)

- a. Bull calves and heifer calves
b. All other cattle except calves

Number on this place, July 1, 1978	
Dairy cattle (1)	Beef and other cattle (2)
257	258
259	260
261	262
263	264
265	266
267	268

Number sold in the last 12 months	
Dairy cattle sold (1)	Beef and other cattle sold (2)
271	272
273	274

Section 17 OTHER LIVESTOCK

1. Do you or anyone else have any OTHER LIVESTOCK on this place or were any sold in the last 12 months? (Include all ages and sexes)

- ⁰¹⁷ 1 ☐ Yes - Complete this section
2 ☐ No - Go to section 18

2. Other livestock -

- a. Race and show horses?
b. Other horses?
c. Mules and donkeys?
d. Sheep of both sexes?
e. Goats of both sexes?
f. Hives of bees and honey sold?
g. Rabbits?
h. Working oxen?
i. Others? - Specify

None

Number on this place on July 1, 1978		Number sold in the last 12 months	
(1)	(2)	(3)	(4)
275	276	277	278
279	280	281	282
283	284	285	286
287	288	289	290
291	292	293	294

Section 18 POULTRY

1. Do you or anyone else have any CHICKEN HENS, PULLETS, ROOSTERS, BROILERS, or other poultry on this place or were any sold from this place in the last 12 months?

- ⁰¹⁸ 1 ☐ Yes - Complete this section
2 ☐ No - Go to section 19

2. How many -

- a. Layers (Do not include started pullets raised for sale.)
(1) Less than 1 year old?
(2) 1 year old or older?
b. Started pullets? (Include those raised for sale only.)
c. Fighting cocks?
d. Other roosters?
e. Broilers?
f. Guineas?
g. Other fowl? (Turkeys, pigeons, etc.)
h. Chicken eggs?

None

Number on this place on July 1, 1978		Total sold in the last 12 months. (Include poultry fed on a contract basis and taken from this place in the last 12 months)	
(1)	(2)	(3)	(4)
293	294	295	296
297	298	299	300
301	302	303	304
305	306	307	308
309	310	311	312

Section 19 PRODUCTS FOR HOME CONSUMPTION (Include all animals and products consumed or given away during the last 12 months.)

Did you consume or give away any of the following during the last 12 months?

1. How many -

- a. Quarts of milk?
b. Chicken eggs?

None

311	Quarts
312	Dozens

2. Livestock or poultry slaughtered or given away

- a. Cattle and calves?
b. Hogs and pigs?
c. Chickens, turkeys, pigeons, guineas, or other poultry?
d. Sheep?
e. Goats?
f. Rabbits?

313	Number
314	Number
315	Number
316	Number
317	Number
318	Number

Section 20 MACHINERY, EQUIPMENT, BUILDINGS, AND FACILITIES ON THIS PLACE JULY 1, 1978																																																																																																							
1. How many of the following were on this place July 1, 1978? (Include all machinery, equipment, buildings, and facilities on the place, regardless of ownership, provided it was in working order.)																																																																																																							
A. Selected Machinery and Equipment <table border="1" style="width: 100%; border-collapse: collapse;"> <thead> <tr> <th style="width: 80%;"></th> <th style="width: 20%; text-align: center;">None</th> <th style="width: 20%; text-align: center;">Number</th> </tr> </thead> <tbody> <tr><td>1. Automobiles, jeeps, pick-up and motor trucks</td><td style="text-align: center;"><input type="checkbox"/></td><td style="text-align: center;">319</td></tr> <tr><td>2. Rubber tired wheel tractors</td><td style="text-align: center;"><input type="checkbox"/></td><td style="text-align: center;">320</td></tr> <tr><td>3. Crawler tractors</td><td style="text-align: center;"><input type="checkbox"/></td><td style="text-align: center;">321</td></tr> <tr><td>4. Carts (oxen or tractor drawn)</td><td style="text-align: center;"><input type="checkbox"/></td><td style="text-align: center;">322</td></tr> <tr><td>5. Sugarcane loaders (do not include cranes)</td><td style="text-align: center;"><input type="checkbox"/></td><td style="text-align: center;">323</td></tr> <tr><td>6. Sugarcane harvesters</td><td style="text-align: center;"><input type="checkbox"/></td><td style="text-align: center;">324</td></tr> <tr><td>7. Sugarcane cranes</td><td style="text-align: center;"><input type="checkbox"/></td><td style="text-align: center;">325</td></tr> <tr><td>8. Coffee depulpers</td><td style="text-align: center;"><input type="checkbox"/></td><td style="text-align: center;">326</td></tr> <tr><td>9. Mechanical coffee dryers</td><td style="text-align: center;"><input type="checkbox"/></td><td style="text-align: center;">327</td></tr> <tr><td>10. Mechanical coffee washers</td><td style="text-align: center;"><input type="checkbox"/></td><td style="text-align: center;">328</td></tr> <tr><td>11. Milking machines</td><td style="text-align: center;"><input type="checkbox"/></td><td style="text-align: center;">329</td></tr> <tr><td>12. Milk coolers</td><td style="text-align: center;"><input type="checkbox"/></td><td style="text-align: center;">330</td></tr> <tr><td>13. Emergency electric power plants</td><td style="text-align: center;"><input type="checkbox"/></td><td style="text-align: center;">331</td></tr> <tr><td>14. Forage harvester (shear bar or flywheel type)</td><td style="text-align: center;"><input type="checkbox"/></td><td style="text-align: center;">332</td></tr> <tr><td>15. Power chemical sprayers</td><td></td><td></td></tr> <tr><td> a. Tractor drawn</td><td style="text-align: center;"><input type="checkbox"/></td><td style="text-align: center;">333</td></tr> <tr><td> b. Other</td><td style="text-align: center;"><input type="checkbox"/></td><td style="text-align: center;">334</td></tr> <tr><td>16. Other tractor drawn equipment (include plows, disks, harrows, etc.)</td><td style="text-align: center;"><input type="checkbox"/></td><td style="text-align: center;">335</td></tr> </tbody> </table>		None	Number	1. Automobiles, jeeps, pick-up and motor trucks	<input type="checkbox"/>	319	2. Rubber tired wheel tractors	<input type="checkbox"/>	320	3. Crawler tractors	<input type="checkbox"/>	321	4. Carts (oxen or tractor drawn)	<input type="checkbox"/>	322	5. Sugarcane loaders (do not include cranes)	<input type="checkbox"/>	323	6. Sugarcane harvesters	<input type="checkbox"/>	324	7. Sugarcane cranes	<input type="checkbox"/>	325	8. Coffee depulpers	<input type="checkbox"/>	326	9. Mechanical coffee dryers	<input type="checkbox"/>	327	10. Mechanical coffee washers	<input type="checkbox"/>	328	11. Milking machines	<input type="checkbox"/>	329	12. Milk coolers	<input type="checkbox"/>	330	13. Emergency electric power plants	<input type="checkbox"/>	331	14. Forage harvester (shear bar or flywheel type)	<input type="checkbox"/>	332	15. Power chemical sprayers			a. Tractor drawn	<input type="checkbox"/>	333	b. Other	<input type="checkbox"/>	334	16. Other tractor drawn equipment (include plows, disks, harrows, etc.)	<input type="checkbox"/>	335	B. Selected Buildings and Facilities <table border="1" style="width: 100%; border-collapse: collapse;"> <thead> <tr> <th style="width: 80%;"></th> <th style="width: 20%; text-align: center;">None</th> <th style="width: 20%; text-align: center;">Number</th> </tr> </thead> <tbody> <tr><td>1. Milking parlors</td><td style="text-align: center;"><input type="checkbox"/></td><td style="text-align: center;">336</td></tr> <tr><td>2. Poultry buildings</td><td style="text-align: center;"><input type="checkbox"/></td><td style="text-align: center;">337</td></tr> <tr><td>3. Cattle barns</td><td style="text-align: center;"><input type="checkbox"/></td><td style="text-align: center;">338</td></tr> <tr><td>4. Hog barns</td><td style="text-align: center;"><input type="checkbox"/></td><td style="text-align: center;">339</td></tr> <tr><td>5. Silos</td><td style="text-align: center;"><input type="checkbox"/></td><td style="text-align: center;">340</td></tr> <tr><td>6. Tobacco barns</td><td style="text-align: center;"><input type="checkbox"/></td><td style="text-align: center;">341</td></tr> <tr><td>7. Storage buildings for crops</td><td style="text-align: center;"><input type="checkbox"/></td><td style="text-align: center;">342</td></tr> <tr><td>8. Buildings for machinery</td><td style="text-align: center;"><input type="checkbox"/></td><td style="text-align: center;">343</td></tr> <tr><td>9. Houses for agregados and other workers</td><td style="text-align: center;"><input type="checkbox"/></td><td style="text-align: center;">344</td></tr> <tr><td>10. Bulk feedstuff tank</td><td style="text-align: center;"><input type="checkbox"/></td><td style="text-align: center;">345</td></tr> <tr><td>11. Shade place for ornamental or flowering plants</td><td style="text-align: center;"><input type="checkbox"/></td><td style="text-align: center;">346</td></tr> <tr><td>12. Squeeze chute</td><td style="text-align: center;"><input type="checkbox"/></td><td style="text-align: center;">347</td></tr> <tr><td>13. Oxidation ponds</td><td style="text-align: center;"><input type="checkbox"/></td><td style="text-align: center;">348</td></tr> <tr><td>14. Solar or air coffee dryers</td><td style="text-align: center;"><input type="checkbox"/></td><td style="text-align: center;">349</td></tr> </tbody> </table>		None	Number	1. Milking parlors	<input type="checkbox"/>	336	2. Poultry buildings	<input type="checkbox"/>	337	3. Cattle barns	<input type="checkbox"/>	338	4. Hog barns	<input type="checkbox"/>	339	5. Silos	<input type="checkbox"/>	340	6. Tobacco barns	<input type="checkbox"/>	341	7. Storage buildings for crops	<input type="checkbox"/>	342	8. Buildings for machinery	<input type="checkbox"/>	343	9. Houses for agregados and other workers	<input type="checkbox"/>	344	10. Bulk feedstuff tank	<input type="checkbox"/>	345	11. Shade place for ornamental or flowering plants	<input type="checkbox"/>	346	12. Squeeze chute	<input type="checkbox"/>	347	13. Oxidation ponds	<input type="checkbox"/>	348	14. Solar or air coffee dryers	<input type="checkbox"/>	349
	None	Number																																																																																																					
1. Automobiles, jeeps, pick-up and motor trucks	<input type="checkbox"/>	319																																																																																																					
2. Rubber tired wheel tractors	<input type="checkbox"/>	320																																																																																																					
3. Crawler tractors	<input type="checkbox"/>	321																																																																																																					
4. Carts (oxen or tractor drawn)	<input type="checkbox"/>	322																																																																																																					
5. Sugarcane loaders (do not include cranes)	<input type="checkbox"/>	323																																																																																																					
6. Sugarcane harvesters	<input type="checkbox"/>	324																																																																																																					
7. Sugarcane cranes	<input type="checkbox"/>	325																																																																																																					
8. Coffee depulpers	<input type="checkbox"/>	326																																																																																																					
9. Mechanical coffee dryers	<input type="checkbox"/>	327																																																																																																					
10. Mechanical coffee washers	<input type="checkbox"/>	328																																																																																																					
11. Milking machines	<input type="checkbox"/>	329																																																																																																					
12. Milk coolers	<input type="checkbox"/>	330																																																																																																					
13. Emergency electric power plants	<input type="checkbox"/>	331																																																																																																					
14. Forage harvester (shear bar or flywheel type)	<input type="checkbox"/>	332																																																																																																					
15. Power chemical sprayers																																																																																																							
a. Tractor drawn	<input type="checkbox"/>	333																																																																																																					
b. Other	<input type="checkbox"/>	334																																																																																																					
16. Other tractor drawn equipment (include plows, disks, harrows, etc.)	<input type="checkbox"/>	335																																																																																																					
	None	Number																																																																																																					
1. Milking parlors	<input type="checkbox"/>	336																																																																																																					
2. Poultry buildings	<input type="checkbox"/>	337																																																																																																					
3. Cattle barns	<input type="checkbox"/>	338																																																																																																					
4. Hog barns	<input type="checkbox"/>	339																																																																																																					
5. Silos	<input type="checkbox"/>	340																																																																																																					
6. Tobacco barns	<input type="checkbox"/>	341																																																																																																					
7. Storage buildings for crops	<input type="checkbox"/>	342																																																																																																					
8. Buildings for machinery	<input type="checkbox"/>	343																																																																																																					
9. Houses for agregados and other workers	<input type="checkbox"/>	344																																																																																																					
10. Bulk feedstuff tank	<input type="checkbox"/>	345																																																																																																					
11. Shade place for ornamental or flowering plants	<input type="checkbox"/>	346																																																																																																					
12. Squeeze chute	<input type="checkbox"/>	347																																																																																																					
13. Oxidation ponds	<input type="checkbox"/>	348																																																																																																					
14. Solar or air coffee dryers	<input type="checkbox"/>	349																																																																																																					
2. What is the estimated market value of ALL machinery and equipment, usually kept on this place and used for the farm business? (Include cars, trucks, tractors, plows, disks, harrows, dryers, pumps, motors, irrigation equipment, dairy equipment including milkers and milk coolers, livestock feeders, grinding and mixing equipment, etc.)																																																																																																							
		<table border="1" style="width: 100%; border-collapse: collapse;"> <thead> <tr> <th colspan="2" style="text-align: center;">Estimated market value (Dollars only)</th> </tr> </thead> <tbody> <tr> <td style="width: 80%; text-align: right;">350</td> <td style="width: 20%; text-align: center;">\$.00</td> </tr> </tbody> </table>		Estimated market value (Dollars only)		350	\$.00																																																																																																
Estimated market value (Dollars only)																																																																																																							
350	\$.00																																																																																																						
Section 21 HIRED WORKERS, AGREGADOS, AND SHARECROPPERS																																																																																																							
1. In the last 12 months, did you hire any workers to do farm work on this place (do not include employees of labor contractors who did work for you), or was any agregado family or sharecropper living on this place, July 1, 1978?																																																																																																							
<div style="display: flex; justify-content: space-between;"> <div style="width: 60%;"> <p>021 1 <input type="checkbox"/> Yes - Complete this section</p> <p>2 <input type="checkbox"/> No - Go to section 22</p> </div> <div style="width: 35%;"> <table border="1" style="width: 100%; border-collapse: collapse;"> <thead> <tr> <th style="width: 80%;"></th> <th style="width: 20%; text-align: center;">None</th> </tr> </thead> <tbody> <tr> <td>a. 5 months or more?</td> <td style="text-align: center;"><input type="checkbox"/></td> </tr> <tr> <td>b. Less than 5 months?</td> <td style="text-align: center;"><input type="checkbox"/></td> </tr> </tbody> </table> </div> </div>					None	a. 5 months or more?	<input type="checkbox"/>	b. Less than 5 months?	<input type="checkbox"/>																																																																																														
	None																																																																																																						
a. 5 months or more?	<input type="checkbox"/>																																																																																																						
b. Less than 5 months?	<input type="checkbox"/>																																																																																																						
2. Of the hired workers, how many worked on this place -																																																																																																							
3. How many agregado or sharecropper families were living on this place, July 1, 1978?																																																																																																							
Section 22 INSECTICIDES, HERBICIDES, FUNGICIDES, OTHER PESTICIDES, LIME, AND OTHER CHEMICALS																																																																																																							
Include the materials bought by you, the landlord, or any other person, if it was applied by contract. For each item listed, report the cuerdas only once, but report the total cost of all such materials used on these cuerdas in the last 12 months.	Did you use any of these chemical products on this place in the last 12 months?	<table border="1" style="width: 100%; border-collapse: collapse;"> <thead> <tr> <th style="width: 20%;">Tons used (1)</th> <th style="width: 20%;">Cuerdas on which used (2)</th> <th style="width: 20%;">Estimated cost (Do not include the cost of applying.) (3)</th> </tr> <tr> <th></th> <th style="text-align: center;">Cuerdas</th> <th style="text-align: center;">Cent. Dollars only</th> </tr> </thead> <tbody> <tr><td>354</td><td>355</td><td>356</td></tr> <tr><td></td><td></td><td>\$.00</td></tr> <tr><td></td><td>357</td><td>358</td></tr> <tr><td></td><td></td><td>\$.00</td></tr> <tr><td></td><td>359</td><td>360</td></tr> <tr><td></td><td></td><td>\$.00</td></tr> <tr><td></td><td>361</td><td>362</td></tr> <tr><td></td><td></td><td>\$.00</td></tr> <tr><td></td><td>363</td><td>364</td></tr> <tr><td></td><td></td><td>\$.00</td></tr> <tr><td></td><td>365</td><td>366</td></tr> <tr><td></td><td></td><td>\$.00</td></tr> <tr><td></td><td>367</td><td>368</td></tr> <tr><td></td><td></td><td>\$.00</td></tr> <tr><td></td><td>369</td><td>370</td></tr> <tr><td></td><td></td><td>\$.00</td></tr> <tr><td></td><td>371</td><td></td></tr> <tr><td></td><td></td><td>\$.00</td></tr> <tr><td></td><td>372</td><td></td></tr> <tr><td></td><td></td><td>\$.00</td></tr> </tbody> </table>		Tons used (1)	Cuerdas on which used (2)	Estimated cost (Do not include the cost of applying.) (3)		Cuerdas	Cent. Dollars only	354	355	356			\$.00		357	358			\$.00		359	360			\$.00		361	362			\$.00		363	364			\$.00		365	366			\$.00		367	368			\$.00		369	370			\$.00		371				\$.00		372				\$.00																																		
Tons used (1)	Cuerdas on which used (2)	Estimated cost (Do not include the cost of applying.) (3)																																																																																																					
	Cuerdas	Cent. Dollars only																																																																																																					
354	355	356																																																																																																					
		\$.00																																																																																																					
	357	358																																																																																																					
		\$.00																																																																																																					
	359	360																																																																																																					
		\$.00																																																																																																					
	361	362																																																																																																					
		\$.00																																																																																																					
	363	364																																																																																																					
		\$.00																																																																																																					
	365	366																																																																																																					
		\$.00																																																																																																					
	367	368																																																																																																					
		\$.00																																																																																																					
	369	370																																																																																																					
		\$.00																																																																																																					
	371																																																																																																						
		\$.00																																																																																																					
	372																																																																																																						
		\$.00																																																																																																					
1. Lime (Do not include gypsum or lime used for sanitation)																																																																																																							
2. Chemical products used for spraying, dusting, fumigants, etc. (in the form of powder, liquid, or gas), to control -																																																																																																							
a. Insects on cultivated and improved pastures																																																																																																							
b. Insects on crops such as sugarcane, coffee, tobacco, pineapples, vegetables, fruit trees, etc.																																																																																																							
c. Nematodes in crops																																																																																																							
d. Diseases in crops and orchards (blights, smuts, rusts, etc.)																																																																																																							
e. Weeds or grass in crops																																																																																																							
f. Weeds or brush in pastures																																																																																																							
3. Chemical products used for defoliation or growth control of crops or thinning of fruit																																																																																																							
4. Chemical products used to control insects and parasites on livestock and poultry																																																																																																							
5. TOTAL COST OF THESE CHEMICAL PRODUCTS - (Add dollars reported in items 1 through 4 and enter total here.)		\$.00																																																																																																					

Section 23 EXPENSES

Include your estimate of expenses paid by you as well as others (landlord, contractors, buyers, etc.) for crops, livestock, or livestock products produced on this place.

How much did you spend in the last 12 months for the following?

	Dollars only
1. Livestock and poultry purchased — cattle, calves, hogs, pigs, sheep, lambs, goats, horses, baby chicks, started pullets, etc.	\$.00
2. Feed purchased for livestock and poultry — grain, hay, silage, mixed feeds, concentrates, etc.	\$.00
3. Medicines and drugs purchased for livestock and poultry	\$.00
4. Seeds, bulbs, plants, and trees purchased	\$.00
5. Commercial fertilizers	\$.00
6. Gasoline and other fuel and oil products purchased for the farm business — Diesel oil, LP gas, butane, propane, piped gas, kerosene, fuel oil, motor oil, grease, etc. (Do not include costs for items used in the family home or automobile.)	\$.00
7. Wages and salaries paid to employees or hired farm workers. (Include money paid in cash for farm labor including payments to family members and for Social Security taxes. Do not include housework or contract work.)	\$.00
8. Contract labor (Include expenditures primarily for farm labor performed on a contract basis by a contractor, corporation or cooperative, etc.)	\$.00
9. Machine hire and customwork such as plowing, planting, harvesting, silo filling, spraying and dusting chemical products, etc.	\$.00
10. Agricultural chemicals purchased (Copy from section 22, item 5.)	\$.00

Section 24 SALES

What was the total market value of agricultural products sold from this place in the last 12 months, before taxes and expenses?

	Dollars only
1. Sugarcane	\$.00
2. Tobacco	\$.00
3. Coffee	\$.00
4. Pineapples	\$.00
5. Grains and farinaceous crops (Do not include plantains or bananas, they are included in item 7.)	\$.00
6. Vegetables (Total should be equal to dollars reported in section 7, column 2.)	\$.00
7. Fruits — coconuts, oranges, grapefruits, plantains, bananas, papayas, citrons, avocados, West Indies cherries, etc.	\$.00
8. Poultry and poultry products — broilers, other chickens, eggs, turkeys, etc.	\$.00
9. Dairy products — milk, cheese, etc. (Do not include goat milk here, it should be included in item 13.)	\$.00
10. Dairy cattle	\$.00
11. Beef cattle and any other cattle	\$.00
12. Hogs, sheep, and goats	\$.00
13. Other livestock and livestock products — horses, mules, bees, honey, goat milk, etc. — Specify	\$.00
14. Ornamental and flowering plants or lawn grass	\$.00
15. Any other agricultural products sold — wood, hay, forage, silage, molasses, etc. — Specify	\$.00
16. TOTAL MARKET VALUE of all agricultural products sold before taxes and expenses (Add dollars reported for items 1 through 15 and enter total here.) →	\$.00

Section 25 OTHER FARM RELATED INCOME

How much did you receive in the last 12 months from the following?

	Dollars only
1. Custom farm work done for others such as: plowing, planting, spraying, harvesting, preparation of products for market, etc.	\$.00
2. Recreational services, such as: providing hunting, fishing, picnicking, camping, boarding and lodging, or other recreational facilities on this place	\$.00
3. For renting out farm land (Include payments for livestock pastured on a per-head basis, monthly payments, or through any other arrangement.)	\$.00
4. For participation in Government farm programs (Include only payments received from the Federal or Puerto Rican government.)	\$.00

Section 26 TYPE OF FARM ORGANIZATION

Which of the following best describes the type of your farm organization?

Individual or family farm

- 403
- 1 ☐ Private
 2 ☐ Title IV
 3 ☐ Title V
 4 ☐ Title VI
 5 ☐ Partnership (Include family partnerships.)

Corporation

- 6 ☐ Family corporation (less than 10 persons)
 7 ☐ Private corporation (10 persons or more)
 8 ☐ Government corporation or agency

Other

- 9 ☐ Estate, cooperative, other type — Specify

Section 27 FARM OPERATOR CHARACTERISTICS

All these questions refer to the person who operates this farm.

1. In what year did you start operating this land? ⁴⁰⁴ _____ Year
2. Do you (the farm operator) live- ⁴⁰⁵
- 1 ☐ On this place?
- 2 ☐ On another farm?
- 3 ☐ In a rural area but not on a farm?
- 4 ☐ In a city or town?
- 5 ☐ Outside of Puerto Rico?
3. How old are you (the operator) now? ⁴⁰⁶ _____ Years old
4. Highest grade or years of school completed—Mark (X) one box ⁴⁰⁷
- ☐ 1 ☐ 2 ☐ 3 ☐ 4 ☐ 5 ☐ 6 Elementary school
- ☐ 7 ☐ 8 ☐ 9 ☐ 10 ☐ 11 ☐ 12 Secondary schools
- ☐ 13 ☐ 14 ☐ 15 ☐ 16 ☐ 17 and over College or University years
5. How many days did the operator or senior partner work off this place at least 4 hours per day in the last 12 months? ⁴⁰⁸
- (Include work at nonfarm job, business, or on someone else's farm. Exclude exchange farm work.)
- 1 ☐ None 5 ☐ 75-99
- 2 ☐ 1-24 6 ☐ 100-149
- 3 ☐ 25-49 7 ☐ 150-199
- 4 ☐ 50-74 8 ☐ 200 days or more
6. What did the largest part of your (the operator) total income come from in the last 12 months? ⁴⁰⁹
- 1 ☐ The sale of agricultural products (crops, livestock, poultry, milk, etc.)
- 2 ☐ Other farm-related income
- 3 ☐ Nonfarm related income
7. What percent of your (the operator's) gross income received in the last 12 months came from farming? ⁴¹⁰
- 1 ☐ Less than 25% 3 ☐ 50% to 74%
- 2 ☐ 25% to 49% 4 ☐ 75% or more
8. What is your (the operator's) main occupation? ⁴¹¹
- 1 ☐ Agricultural 2 ☐ Nonagricultural — Specify _____

Section 28 REMARKS AND CERTIFICATION — Make any remarks you feel necessary concerning this farm; the owner or manager; the crops, output per cuerda, size of farm; and name and address of the owner if the land is managed or leased; etc.

PERSON COMPLETING THIS REPORT

Please print	Name	⁴¹² Date (Month and day)	Telephone
			⁴¹³ Number
Certified by Enumerator		⁴¹⁴ Date (Month and day)	Year
			1978
Certified by Crew Leader		⁴¹⁵ Date (Month and day)	Year
			1978

FORMA 78-A30(PR)SP
(3-7-78)

DEPARTAMENTO DE COMERCIO DE LOS EE. UU.
NEGOCIADO DEL CENSO

ENCUESTA PARA IDENTIFICAR A LAS FINCAS

CENSO DE AGRICULTURA DE 1978
PUERTO RICO

AVISO - La contestación a esta encuesta es requerida por ley del Congreso de los Estados Unidos (U.S.C., título 13). Por la misma ley, su informe al Negociado del Censo es confidencial. Solamente puede ser visto por empleados juramentados del Censo y puede ser usado solamente para propósitos estadísticos. Este informe censal no puede ser usado para propósitos de impuestos, investigación o reglamentación.

(Haga el favor de corregir cualquier error en el nombre y la dirección, incluyendo el ZIP)

COMPLETE Y
DEVUELVALO A

BUREAU OF THE CENSUS
ATTN: Agriculture Division
Washington, D.C. 20233

Partida 1 - ¿Durante alguna parte del año en el 1977, crió, produjo, o vendió usted alguno de los productos que se listan a continuación? (No incluya actividades agrícolas que se llevaron a cabo en terrenos que usted tenía arrendados a otros.)

Sí No

a. Cosechas - caña de azúcar, café, tabaco, piñas, vegetales, árboles frutales y palmas de coco, granos y farináceos, pastos cultivados y/o mejorados, etc. ☐ ☐

b. Ganado - ganado vacuno, cerdos, caballos, conejos, etc. y sus productos (Incluya las vaquerías y los corrales de ceba.) ☐ ☐

c. Aves - pollos, guineas, otras aves de corral, y huevos de gallinas ☐ ☐

d. Plantas ornamentales y de flores, o grama para césped ☐ ☐

e. Otras actividades agrícolas - colmenas de abejas, miel de abejas, etc. Especifique ☐ ☐

Si contesta "Sí" a cualquiera de las preguntas anteriores, pase a la partida 3

Partida 2 - Si contestó "No" a todas las preguntas de la partida 1, anote una "X" en la casilla que indica el por qué de sus respuestas, y devuelva esta forma lo antes posible.

☐ Se vendieron todos los terrenos. ☐ Se arrendaron todos los terrenos a otros ☐ Anote abajo el nombre y la dirección del nuevo dueño o arrendatarios

Nombre del nuevo dueño o arrendatarios	Dirección postal (incluya el ZIP)

☐ Todos los terrenos están baldíos, o se han retenido para usos no agrícolas

☐ Otra razón - Especifique _____

Partida 3 - ¿Durante el 1977, operó usted esta finca bajo un nombre que no es el que se encuentra en la etiqueta de la dirección?

☐ Sí - Anote el nombre(s) y la dirección(es) _____

☐ No - Pase a la partida 4 _____

Partida 4 – Tenga la bondad de indicarnos cómo llegar al centro principal de operaciones de su finca.
EJEMPLO: Tome la carretera #26 Norte, hacia Arecibo; recorra 3 kilómetros hasta llegar a la tienda El Coquí; vire a la derecha y recorra 1-1/2 kilómetros hasta llegar a la segunda casa a su izquierda.

Partida 5 – Escriba la localización del terreno que usted operaba en el 1977.

Municipio	Barrio	Cuerdas

Comentarios

Partida 6 – Persona que prepara este informe

Nombre	Fecha	Teléfono	
		Código de área	Número

78-A30(PR)SP-L1
(4-78)



UNITED STATES DEPARTMENT OF COMMERCE
Bureau of the Census
Washington, D.C. 20233

OFFICE OF THE DIRECTOR

DEL DIRECTOR
NEGOCIADO DEL CENSO

El Censo de Agricultura de 1978 para Puerto Rico será tomado en julio de 1978 por correo y por medio de entrevistas personales. Se necesita su ayuda para identificar sus actividades agrícolas, verificar su dirección, y obtener la ubicación del centro principal de sus operaciones.

Tenga la bondad de llenar el cuestionario adjunto y devolverlo lo antes posible en el sobre libre de franqueo que incluimos.

La Encuesta Para Identificar a las Fincas es parte del Censo de Agricultura de 1978. La ley (título 13, Código de los Estados Unidos) requiere su respuesta. La misma ley provee que la información que usted suministra al Negociado del Censo es confidencial y sólo puede ser vista por empleados juramentados del Censo.

Muchas gracias por su cooperación.

Sinceramente,

MANUEL D. PLOTKIN

Adjunto

Form Approved: O.M.B. No. 41-578014

FORM 78-A1(G) (1-26-78)	U.S. DEPARTMENT OF COMMERCE BUREAU OF THE CENSUS <div style="border: 1px solid black; display: inline-block; padding: 2px;">A1</div> 1978 CENSUS OF AGRICULTURE G U A M	NOTICE — Response to this inquiry is required by law (title 13, U.S. Code). By the same law your report to the Census Bureau is confidential. It may be seen only by sworn Census employees and may be used only for statistical purposes. Your report cannot be used for purposes of taxation, investigation, or regulation.									
<div style="display: flex; align-items: center;"> <div> 1978 CENSUS OF AGRICULTURE G U A M </div> </div>		<div style="border: 1px solid black; padding: 2px;"> FARM SERIAL NUMBER ➔ From A2, column (6) </div>									
IMPORTANT: Fill this questionnaire if any member of the household harvested (or gathered) any crops or vegetables during 1978, or has any livestock or 15 or more poultry.		<table border="1" style="width: 100%; border-collapse: collapse;"> <tr> <th colspan="3" style="text-align: center;">CENSUS USE ONLY</th> </tr> <tr> <td style="width: 33%;">035</td> <td style="width: 33%;">036</td> <td style="width: 33%;">037</td> </tr> <tr> <td>038</td> <td>039</td> <td>040</td> </tr> </table>	CENSUS USE ONLY			035	036	037	038	039	040
CENSUS USE ONLY											
035	036	037									
038	039	040									

Section 1 OPERATOR

1. What is your (the operator's) name? Full name (First name, middle initial, last name)

2. What is your (the operator's) mailing address? (Give address where correspondence is received.) Complete mailing address

Section 2 LAND IN AGRICULTURE

	None	Hectares	Ares
1. How many hectares do you own?	<input type="checkbox"/>	041	
2. How many hectares do you rent from others?	<input type="checkbox"/>	042	
3. For how many hectares do you have a government land permit?	<input type="checkbox"/>	043	
4. How many hectares do you occupy without a land permit?	<input type="checkbox"/>	044	
5. How many hectares are furnished to you, in connection with your living quarters, by the government?	<input type="checkbox"/>	045	
6. How many hectares do you rent to others? (Do not include land used by U.S. military services.)	<input type="checkbox"/>	046	
7. TOTAL AREA IN THIS PLACE (ADD the entries in items 1, 2, 3, 4, and 5, then SUBTRACT the entry in item 6.) ➔		047	

8. Is the farm located on a hard surface (all weather) road? 048

1 ☐ Yes

2 ☐ No — About how many miles is it to the nearest hard surface (all weather) road? 049

	Miles	Tenths
	049	/10

9. What percent of the farm operation is financed by each of the following sources?

	None	Percent
a. Operator	<input type="checkbox"/>	050
b. Private	<input type="checkbox"/>	051
c. Commercial	<input type="checkbox"/>	052
d. Government	<input type="checkbox"/>	053
e. Other — Specify	<input type="checkbox"/>	054

10. How many unpaid and paid farm hands (including the operator and his family) worked on this place in 1977? 055 _____ Total farm hands

150 days or more?	25 to 149 days?	Less than 25 days?
056	057	058
059	060	061

a. Of the unpaid farm hands (including the operator and unpaid family workers), how many worked —

b. Of the paid farm hands (hired workers and paid members of operator's family), how many worked —

11. Is this holding producing mainly for home consumption or sale? 062

1 ☐ Home consumption — Go to section 3

2 ☐ Sale — Ask item 12

12. If producing mainly for sale, is it one of the following? 063

1 ☐ Vegetable holding

2 ☐ Field crop holding

3 ☐ Fruit and nut holding

4 ☐ Dairy holding

5 ☐ Livestock holding

6 ☐ Poultry holding


7 ☐ Mixed holding

8 ☐ Other — Specify _____

FORM 7A-A1(G) (1-28-78)

Section 4 LAND USE

Of the total hectares on this place
(Section 2, item 7) —

- None
1. How many hectares of land are in crops? ☐
2. How much cropland is used for pasture? ☐
3. How much cropland is not used for crops or pasture? ☐
4. How much pastureland is used for pasture or grazing? ☐
5. How much pastureland is not used for pasture or grazing? ☐
6. How many hectares are in other land? ☐
7. TOTAL LAND (Add entries in items 1 through 6.
The total in col. (a) should be equal
to the entry in section 2, item 7.) 

Number of hectares		On how much of this land are crops or livestock being raised for sale?	
(a)		(b)	
Hectares	Ares	Hectares	Ares
236		237	
238		239	
240		241	
242		243	
244		245	
246		247	
248		249	

Section 5 LIVESTOCK AND POULTRY

Do you or anyone else have any of the following
livestock and poultry on this place or were any
sold from this place in 1977?

- None
1. Carabaos of all ages ☐
2. Total cattle and calves of all ages ☐
(Must equal sum of a and b below.)
- a. Milk cows ☐
- b. All other cattle and calves ☐
3. Hogs and pigs of all ages ☐
4. Goats and kids of all ages ☐
5. Horses and colts of all ages ☐
6. Chicken hens 4 months old and over ☐
(Must equal sum of a and b below.)
- a. Commercial layers ☐
- b. Other chicken hens ☐
7. Chickens less than 4 months old ☐
8. Roosters and pullets ☐
9. Other poultry
- a. Ducks ☐
- b. Geese ☐
- c. Guineas ☐
- d. Pigeons ☐
- e. Other — Specify ☐

How many are on this place today? (a)	How many were sold in 1977? (b)	What was the value of sales in 1977? (c)
250	251	252
253	254	255
256	257	258
259	260	261
262	263	264
265	266	267
268	269	270
271	272	273
274	275	276
277	278	279
280	281	282
283	284	285
286	287	288
289	290	291
292	293	294
295	296	297
298	299	300

- None
10. How many dozens of chicken eggs were sold during 1977? ☐
11. How many quarts of milk were sold during 1977? ☐

Number sold in 1977 (a)	What was the value of sales in 1977? (b)
301	302
303	304

Section 6 FISHERY

- None
1. What was the total pounds of fish harvested during 1977? ☐
2. How many pounds were sold in 1977? ☐

Pounds sold (a)	What was the value of sales in 1977? (b)
305	306
307	308

Section 7 SELECTED EXPENDITURES IN 1977			
How much did you spend for each of the following in 1977?		None	Dollars only
1. Machine hire and customwork	<input type="checkbox"/>	309	
2. Wages and salaries paid to employees or hired farm workers (Do not include housework or contract construction work. Include cash payments only.)	<input type="checkbox"/>	310	
3. Feed purchased for livestock and poultry (Include cost of grain, feed, concentrates, and roughages; also amount paid for grinding and mixing feed.)	<input type="checkbox"/>	311	
4. Insecticides, fungicides, and herbicides	<input type="checkbox"/>	312	
5. Fertilizers and manure purchased	<input type="checkbox"/>	313	
6. Livestock and poultry purchased	<input type="checkbox"/>	314	
Section 8 EQUIPMENT AND FACILITIES USED ON THE PLACE IN 1977			
1. How many of the following are on this place? (Include all specified equipment on this place today, regardless of ownership, provided it is in operating condition.)		None	Number
a. Tractor (of all kinds)	<input type="checkbox"/>	315	
b. Motortrucks	<input type="checkbox"/>	316	
c. Automobiles	<input type="checkbox"/>	317	
2. Do you have the following on this place?			
a. Electricity	318	1 <input type="checkbox"/> Yes	2 <input type="checkbox"/> No
b. Piped running water	319	1 <input type="checkbox"/> Yes	2 <input type="checkbox"/> No
Section 9 OPERATOR CHARACTERISTICS			
The following questions are about the FARM OPERATOR.			
1. Do you live on this place?	320	1 <input type="checkbox"/> Yes	2 <input type="checkbox"/> No
2. In what year did you begin to operate this place?	321	_____ Year	
3. How old were you on your last birthday?	322	_____ Years old	
4. What is your main occupation?	323	1 <input type="checkbox"/> Agricultural	2 <input type="checkbox"/> Non-agricultural
5. OFF FARM WORK - How many days did the operator work 4 hours or more off this place in 1977? Include work at a nonfarm job, business, or on someone else's farm. Exclude exchange farm work	324	1 <input type="checkbox"/> None	4 <input type="checkbox"/> 100-149 days
		2 <input type="checkbox"/> 1-49 days	5 <input type="checkbox"/> 150-199 days
		3 <input type="checkbox"/> 50-99 days	6 <input type="checkbox"/> 200 days or more
Section 10 ENUMERATOR'S RECORD (To be filled by the Census enumerator)			
1. Who furnished the information in this report? 325			
1 <input type="checkbox"/> Operator	4 <input type="checkbox"/> Wife or member of the operator's family		
2 <input type="checkbox"/> Landlord			
3 <input type="checkbox"/> Hired laborer	5 <input type="checkbox"/> Other - Specify _____		
2. Remarks (Make any remarks needed in regard to the place, the owner or operator, the crops cultivated, or the livestock on this place.)			
3. Residence of operator	a. Election District	b. Village	
4. Location of land	a. Election District	b. ED number	
5. Certified by	Enumerator's signature		Date
6. Checked by	Supervisor's signature		Date

Form Approved: O.M.B. No. 41-578019

FORM 78-A1(VI)
(2-15-78)

U.S. DEPARTMENT OF COMMERCE
BUREAU OF THE CENSUS

1978 CENSUS OF AGRICULTURE
VIRGIN ISLANDS

NOTICE - Response to this Inquiry is required by law (title 13, U.S. Code). By the same law your report to the Census Bureau is confidential. It may be seen only by sworn Census employees and may be used only for statistical purposes. Your report cannot be used for purposes of taxation, investigation, or regulation.

FARM SERIAL NUMBER
From A2 column (8)

CENSUS USE ONLY

035	036	037	038	039	040
-----	-----	-----	-----	-----	-----

Section 1 OPERATOR

1. What is your (the operator's) name? Full name (First name, middle initials, last name)

2. What is your (the operator's) mailing address? Complete mailing address
(Give address where correspondence is received.)

Section 2 LAND IN AGRICULTURE
Report only in whole acres

1. How many acres do you own? (If you own more than one tract of land, include all land in the Virgin Islands.) None Acres

2. How many acres do you rent from others? (Include acres worked on shares.) None Acres

3. How many acres do you operate for others as a hired or salaried manager? None Acres

4. How many acres do you rent to others? None Acres

5. TOTAL ACRES IN THIS PLACE (Add items 1 and 2, subtract item 4; if managed, enter data from item 3 here.) Acres

6. Is the farm located on a hard surface (all weather) road? 046 1 ☐ Yes
2 ☐ No - About how many miles is it to the nearest hard surface (all weather) road? Miles Tenth

7. What percent of the farm operation is financed by each of the following sources? None Percent

a. Operator 048

b. Private 049

c. Commercial 050

d. Government 051

e. Other - Specify 052

8. How many unpaid and paid farm hands (including the operator and his family) worked on this place the last 12 months? 053 Total farm hands

150 days or more?	25 to 149 days?	Less than 25 days?
054	055	056
057	058	059

a. Of the unpaid farm hands (including the operator and unpaid family workers), how many worked - ...

b. Of the paid farm hands (hired workers and paid members of operator's family), how many worked - ...

9. What type of operating organization does this place have? 060 1 ☐ Individual
2 ☐ Partnership
3 ☐ Corporation (Do not include cooperatives)
4 ☐ Other (Cooperative, estate, trust, etc.)

10. Is this holding producing mainly for home consumption or sale? 061 1 ☐ Home consumption - Go to section 3
2 ☐ Sale - Ask item 11

11. If producing mainly for sale, which of the following is it? 062 1 ☐ Vegetable holding 6 ☐ Poultry holding
2 ☐ Field and forage crop holding 7 ☐ Nursery holding
3 ☐ Fruit and nut holding 8 ☐ Mixed holding
4 ☐ Dairy holding 9 ☐ Other - Specify
5 ☐ Livestock holding

Section 3 CROPS HARVESTED IN THE LAST 12 MONTHS
Include all crops harvested from July 1, 1977 to June 30, 1978 from the land reported in section 2, item 5, whether harvested by you or by someone else. Be sure to include the landlord's share. Do not include crops which were a complete failure or which were not harvested because of drought, labor shortage, low prices, or destruction from any cause. Report tenths of an acre, such as 1/10, 3/10, 1-5/10, etc.

Were any of these FORAGE crops cultivated on this place in the last 12 months? None

	How many acres were planted?	How many acres were for cutting?	How many acres were for grazing?	How many acres were used for both purposes?	What was the value of sales in the last 12 months?
	(a)	(b)	(c)	(d)	(e)
1. Sugarcane	063	064	065	066	067
2. Sorghum	068	069	070	071	072
3. TOTAL	073	074	075	076	077

Section 3 CROPS HARVESTED IN THE LAST 12 MONTHS - Continued					
<p>• Were any of these FIELD CROPS harvested in the last 12 months?</p> <p>4. Cassava <input type="checkbox"/></p> <p>5. Dry beans <input type="checkbox"/></p> <p>6. Dry corn <input type="checkbox"/></p> <p>7. Sorghums for grain <input type="checkbox"/></p> <p>8. Sweetpotatoes <input type="checkbox"/></p> <p>9. Taniers <input type="checkbox"/></p> <p>10. Yams <input type="checkbox"/></p> <p>11. Other field crops - Specify <input type="checkbox"/></p>	<p>How many ACRES were harvested in the last 12 months? (a)</p> <p>None</p>	<p>How many POUNDS were harvested in the last 12 months? (b)</p> <p>None</p>	<p>How many POUNDS were sold in the last 12 months? (c)</p> <p>None</p>	<p>What was the VALUE of sales in the last 12 months? (d)</p> <p>None</p>	
<p>078 /10 079 080 081</p> <p>082 /10 083 084 085</p> <p>086 /10 087 088 089</p> <p>090 /10 091 092 093</p> <p>094 /10 095 096 097</p> <p>098 /10 099 100 101</p> <p>102 /10 103 104 105</p> <p>106 /10 107 108 109</p>					
<p>• Were any of these VEGETABLE CROPS harvested in the last 12 months?</p> <p>12. Cabbage <input type="checkbox"/></p> <p>13. Carrots <input type="checkbox"/></p> <p>14. Celery <input type="checkbox"/></p> <p>15. Cucumbers <input type="checkbox"/></p> <p>16. Eggplant <input type="checkbox"/></p> <p>17. Green beans <input type="checkbox"/></p> <p>18. Lettuce <input type="checkbox"/></p> <p>19. Okra <input type="checkbox"/></p> <p>20. Onions <input type="checkbox"/></p> <p>21. Peppers <input type="checkbox"/></p> <p>22. Spinach <input type="checkbox"/></p> <p>23. Squash <input type="checkbox"/></p> <p>24. Tomatoes <input type="checkbox"/></p> <p>25. Other vegetables - Specify <input type="checkbox"/></p>	<p>How many ACRES were harvested in the last 12 months? (a)</p> <p>None</p>	<p>What was the VALUE of sales in the last 12 months? (b)</p> <p>None</p>			
<p>110 /10 111</p> <p>112 /10 113</p> <p>114 /10 115</p> <p>116 /10 117</p> <p>118 /10 119</p> <p>120 /10 121</p> <p>122 /10 123</p> <p>124 /10 125</p> <p>126 /10 127</p> <p>128 /10 129</p> <p>130 /10 131</p> <p>132 /10 133</p> <p>134 /10 135</p> <p>136 /10 137</p>					
<p>• FRUITS AND NUTS</p> <p>26. Are there any fruit and nut trees or plants on this place today or were any harvested in the last 12 months? <input type="checkbox"/> 1 Yes <input type="checkbox"/> 2 No - Skip to section 4</p>					
<p>27. How much land is in bearing and nonbearing fruit trees and plants today? <input type="checkbox"/> 1 Less than 5/10 acres OR <input type="checkbox"/> 2 5/10 to 1/2 acre <input type="checkbox"/> 3 More than 1/2 acre</p>					
<p>• Are any of the following kinds of FRUIT TREES, NUT TREES, OR PLANTS on this place?</p> <p>28. Avocados <input type="checkbox"/></p> <p>29. Bananas <input type="checkbox"/></p> <p>30. Coconuts <input type="checkbox"/></p> <p>31. Grapefruits <input type="checkbox"/></p> <p>32. Limes and lemons <input type="checkbox"/></p> <p>33. Mangoes <input type="checkbox"/></p> <p>34. Oranges <input type="checkbox"/></p> <p>35. Papayas <input type="checkbox"/></p> <p>36. Pineapples <input type="checkbox"/></p> <p>37. Plantains <input type="checkbox"/></p> <p>38. Other fruits, nuts, and tree crops - Specify <input type="checkbox"/></p>	<p>How many trees or plants are not of bearing age? (a)</p> <p>None</p>	<p>How many trees or plants are of bearing age? (b)</p> <p>None</p>	<p>How much was harvested in the last 12 months? (c)</p> <p>None</p>	<p>How many were sold in the last 12 months? (d)</p> <p>None</p>	<p>What was the value of sales in the last 12 months? (e)</p> <p>None</p>
<p>141 Number 142 Number 143 Fruits 144 Fruits 145</p> <p>146 Hills 147 Hills 148 Bunches 149 Bunches 150</p> <p>151 Number 152 Number 153 Nuts 154 Nuts 155</p> <p>156 Number 157 Number 158 Lbs. 159 Lbs. 160</p> <p>161 Number 162 Number 163 Lbs. 164 Lbs. 165</p> <p>166 Number 167 Number 168 Fruits 169 Fruits 170</p> <p>171 Number 172 Number 173 Lbs. 174 Lbs. 175</p> <p>176 Number 177 Number 178 Lbs. 179 Lbs. 180</p> <p>181 Number 182 Number 183 Boxes 184 Boxes 185</p> <p>186 Hills 187 Hills 188 Bunches 189 Bunches 190</p> <p>191 192 193 194 195</p>					
<p>39. How many square feet under cover and/or acres did you have planted in ORNAMENTAL PLANTS or in any other NURSERY CROPS? <input type="checkbox"/></p>					
<p>Square feet under cover</p> <p>196</p>		<p>Acres Tents</p> <p>197 198</p> <p>199</p>			

Section 4 LAND USE IN THE LAST 12 MONTHS

Land is to be reported in **ONLY ONE CATEGORY**. If two or more uses were made of the same land, report in the **FIRST** category that applies.

1. How many acres were in crops harvested in the last 12 months? (Can be obtained by adding the acres of the various crops reported in section 3, items 1 through 38. However, if more than one crop was harvested from the same land, count this land only once for this item.) ☐ None ☐ 199 Acres
2. How many acres were in other cropland? (Include cropland pasture, crop failure, idle and fallow cropland, and cropland used for soil improvement crops.) ☐ 200
3. How many acres were in other pasture or grazing land? (Include woodland pasture; do not include cropland pasture.) ☐ 201
4. How many acres were in woodland? (Do not include woodland pasture.) ☐ 202
5. How many acres were in other uses? (Include house lots, barn lots, lanes, roads, ditches, ponds, and wasteland.) ☐ 203
6. **TOTAL LAND** (Add entries in items 1 through 5. This total should equal the entry in section 2, item 5.) ☐ 204
7. How many wells are on this place? ☐ None ☐ 205 Number

Section 5 LIVESTOCK AND POULTRY ON THIS PLACE NOW AND NUMBER SOLD IN THE LAST 12 MONTHS

• Do you or anyone else have any of the following livestock, regardless of ownership, on this place or were any sold from this place in the last 12 months?

- | | How many are on this place now?
(a) | How many were sold in the last 12 months?
(b) | What was the value of sales in the last 12 months?
(c) |
|--|--|--|---|
| 1. Horses and colts, including ponies | 206 | 207 | 208 |
| 2. Mules, asses, and burros of all ages | 209 | 210 | 211 |
| 3. Sheep and lambs of all ages | 212 | 213 | 214 |
| 4. Goats and kids of all ages | 215 | 216 | 217 |
| 5. Hogs and pigs of all ages, including sows and boars
(Must equal sum of a and b below.) | 218 | 219 | 220 |
| a. Pigs less than 8 months old | 221 | 222 | 223 |
| b. Hogs and pigs 8 months old or older | 224 | 225 | 226 |
| 6. Cattle and calves of all ages (Must equal sum of a, b, c, and d below.) | 227 | 228 | 229 |
| a. Cows, including heifers that have calved | 230 | 231 | 232 |
| b. Heifers and heifer calves 1 year old and over
(Do not include heifers that have calved.) | 233 | 234 | 235 |
| c. Bulls, bull calves, steers, and steer calves 1 year old and older | 236 | 237 | 238 |
| d. Calves less than 1 year old | 239 | 240 | 241 |

• Do you or anyone else have any of the following poultry, regardless of ownership, on this place or were any sold from this place in the last 12 months?

- | | How many are on this place now?
(a) | How many were sold in the last 12 months?
(b) | What was the value of sales in the last 12 months?
(c) |
|---|--|--|---|
| 7. Chickens (hens, pullets, roosters, broilers, etc.) | 242 | 243 | 244 |
| a. How many are 5 months old or older? | 245 | | |
| 8. Turkeys, ducks, geese, and other poultry | 248 | 249 | 250 |

- | | Number sold
(a) | What was the value of sales in the last 12 months?
(b) |
|---|--------------------|---|
| 9. How many dozens of chicken eggs were sold from this place in the last 12 months? | 251 Dozens | 252 |
| 10. How many quarts of milk were sold from this place in the last 12 months? | 253 Quarts | 254 |

Section 6 SELECTED EXPENDITURES IN THE LAST 12 MONTHS

• How much did you spend for each of the following in the last 12 months?

- | | None | Dollars only |
|--|--------------------------|--------------|
| 1. Machine hire and customwork | <input type="checkbox"/> | 255 |
| 2. Wages and salaries paid to employees or hired farm workers. (Do not include housework or contract construction work. Include cash payments only.) | <input type="checkbox"/> | 256 |
| 3. Feed purchased for livestock and poultry (Include cost of grain, feed, concentrates, and roughages; also amount paid for grinding and mixing feed.) | <input type="checkbox"/> | 257 |
| 4. Insecticides, fungicides, and herbicides | <input type="checkbox"/> | 258 |
| 5. Fertilizers and manure purchased | <input type="checkbox"/> | 259 |
| 6. Livestock and poultry purchased | <input type="checkbox"/> | 260 |

Section 7 EQUIPMENT AND FACILITIES USED ON THIS PLACE IN THE LAST 12 MONTHS

1. How many of the following are on this place? (Include all specified equipment on this place today, regardless of ownership, provided it is in operating condition.)
- | | None | Number |
|--------------------------|--------------------------|--------|
| a. Tractors of all kinds | <input type="checkbox"/> | 261 |
| b. Motortrucks | <input type="checkbox"/> | 262 |
| c. Automobiles | <input type="checkbox"/> | 263 |
2. Do you have the following on this place?
- | | |
|------------------------|--|
| a. Electricity | 264 <input type="checkbox"/> Yes <input type="checkbox"/> No |
| b. Piped running water | 265 <input type="checkbox"/> Yes <input type="checkbox"/> No |

Section 8 OPERATOR CHARACTERISTICS

The following questions are about the FARM OPERATOR.

1. Do you live on this place (the acres entered in section 2, item 5)? ... 266 1 ☐ Yes 2 ☐ No
2. In what year did you begin to operate this place? ... 267 _____ Year
3. Where were you born? ... 268 1 ☐ Virgin Islands 3 ☐ Elsewhere - Specify
2 ☐ Puerto Rico
4. How old were you on your last birthday? ... 269 _____ Years old
5. Is your main occupation agricultural or non-agricultural? ... 270 1 ☐ Agricultural 2 ☐ Non-agricultural
6. OFF FARM WORK - How many days did the operator work 4 hours or more off this place in the last 12 months? Include work at a nonfarm job, business, or on someone else's farm. (Exclude exchange farm work.) ... 271 1 ☐ None 4 ☐ 100-149 days
2 ☐ 1-49 days 5 ☐ 150-199 days
3 ☐ 50-99 days 6 ☐ 200 days or more

Section 9 ENUMERATOR'S RECORD

1. Who furnished the information in this report? ... 272 1 ☐ Operator 4 ☐ Hired laborer
2 ☐ Landlord 5 ☐ Neighbor
3 ☐ Wife or a member of the operator's family 6 ☐ Other - Specify
2. Remarks (Make any remarks needed in regard to this place, the owner or operator, the crops cultivated, or the livestock on this place.)

3. Location of land	a. Island	b. Quarter or city	c. ED number
4. Certified by	Enumerator's signature		Date
5. Checked by	Supervisor's signature		Date

Form Approved: O.M.B. No. 41-S79062

NOTICE - Response to this inquiry is required by law (title 13, U.S. Code). By the same law your report to the Census Bureau is confidential. It may be seen only by sworn Census employees and may be used only for statistical purposes.		Form Approved: O.M.B. No. 41-S79062																																																																									
U.S. DEPARTMENT OF COMMERCE BUREAU OF THE CENSUS <div style="border: 1px solid black; width: 40px; height: 20px; margin: 10px auto; text-align: center; line-height: 20px;">A1</div> <p style="text-align: center; margin-top: 20px;">1980 CENSUS OF AGRICULTURE NORTHERN MARIANA ISLANDS</p>		<table border="1" style="width: 100%; border-collapse: collapse;"> <tr> <th colspan="5" style="text-align: left; padding: 2px;">Port A</th> <th colspan="2" style="text-align: left; padding: 2px;">QUESTIONNAIRE IDENTIFICATION</th> </tr> <tr> <td style="width: 15%; padding: 2px;">Island number</td> <td style="width: 15%; padding: 2px;">ED number</td> <td style="width: 15%; padding: 2px;">CENSUS USE ONLY</td> <td style="width: 20%; padding: 2px;">Farm serial number</td> <td style="width: 15%; padding: 2px;">CENSUS USE ONLY</td> <td style="width: 15%; padding: 2px;"></td> <td style="width: 15%; padding: 2px;"></td> </tr> <tr> <td colspan="7" style="padding: 2px;">Name of island</td> </tr> <tr> <td colspan="7" style="padding: 2px;">Municipality</td> </tr> <tr> <th colspan="7" style="text-align: left; padding: 2px;">Port B</th> </tr> <tr> <th colspan="7" style="text-align: left; padding: 2px;">OPERATOR'S NAME AND MAILING ADDRESS</th> </tr> <tr> <td colspan="7" style="padding: 2px;">Full name - First name, middle initial, last name</td> </tr> <tr> <td colspan="7" style="padding: 2px;">Address - Complete mailing address</td> </tr> <tr> <td colspan="7" style="padding: 2px;"> </td> </tr> <tr> <td colspan="7" style="padding: 2px;"> </td> </tr> </table>				Port A					QUESTIONNAIRE IDENTIFICATION		Island number	ED number	CENSUS USE ONLY	Farm serial number	CENSUS USE ONLY			Name of island							Municipality							Port B							OPERATOR'S NAME AND MAILING ADDRESS							Full name - First name, middle initial, last name							Address - Complete mailing address																				
Port A					QUESTIONNAIRE IDENTIFICATION																																																																						
Island number	ED number	CENSUS USE ONLY	Farm serial number	CENSUS USE ONLY																																																																							
Name of island																																																																											
Municipality																																																																											
Port B																																																																											
OPERATOR'S NAME AND MAILING ADDRESS																																																																											
Full name - First name, middle initial, last name																																																																											
Address - Complete mailing address																																																																											
<table border="1" style="width: 100%; border-collapse: collapse;"> <tr> <th colspan="5" style="text-align: center; padding: 2px;">CENSUS USE ONLY</th> </tr> <tr> <td style="width: 15%; padding: 2px;">035</td> <td style="width: 15%; padding: 2px;">036</td> <td style="width: 15%; padding: 2px;">037</td> <td style="width: 15%; padding: 2px;">038</td> <td style="width: 15%; padding: 2px;">039</td> </tr> </table>		CENSUS USE ONLY					035	036	037	038	039	<table border="1" style="width: 100%; border-collapse: collapse;"> <tr> <th colspan="2" style="text-align: center; padding: 2px;">CENSUS USE ONLY</th> </tr> <tr> <td style="width: 50%; padding: 2px;"> </td> <td style="width: 50%; padding: 2px;"> </td> </tr> </table>				CENSUS USE ONLY																																																											
CENSUS USE ONLY																																																																											
035	036	037	038	039																																																																							
CENSUS USE ONLY																																																																											

INSTRUCTIONS

A farm is defined as "any place that has 15 or more poultry (chickens, ducks, guineas, etc.); 5 or more livestock (cattle, hogs, goats, etc.); a combined total of 10 or more fruit or nut trees or plants; or any place of 100 square meters or more on which roots or field crops or vegetables were harvested for sale during 1979."

Reporting Land in Section 1

This section is for recording information on all agricultural land the operator is associated with and for reporting the names of all landlords.

Question 1 - Acres owned - Report all land owned whether held under title, purchase contract or mortgage, or as heir or trustee of an undivided estate, by you and/or your spouse, or by the partnership, corporation, or organization for which you are reporting.

Question 2 - Acres rented or leased FROM OTHERS - Report all land rented, even though the landlord may have supplied equipment, fertilizer, or other materials and/or some supervision of the work.

Question 3 - Acres rented TO OTHERS - Include land rented to others for cash or a share of the crops or livestock or rent-free.

Question 4 - Total Acres in this Place - The entry is the sum of the acres owned, plus acres rented FROM OTHERS, minus the acres rented TO OTHERS. This entry represents all tracts of land regardless of where located in the Northern Mariana Islands that is operated by the person in charge.

Section 1 LAND IN AGRICULTURE

<p>1. How many acres do you own? None <input type="checkbox"/></p> <p>2. How many acres do you rent FROM OTHERS? Include land used rent-free None <input type="checkbox"/></p> <p>What is the FULL NAME of the owner of this land? →</p> <p>3. How many acres do you rent TO OTHERS? Include land for which no rent is received None <input type="checkbox"/></p> <p>4. TOTAL ACRES IN THIS PLACE - ADD acres owned (question 1) and acres rented (question 2), then SUBTRACT acres rented TO OTHERS (question 3), and enter the result in this space. →</p> <p>5. How many separate TRACTS or PIECES of land or plantations are represented in the "Total acres in this place?" 046 _____ Number of pieces</p> <p>6. Is this holding producing mainly for home consumption or sale? - 047 Mark (X) one 1 <input type="checkbox"/> Home consumption - SKIP to question 8. 2 <input type="checkbox"/> Sale - If for sale, go to question 7.</p> <p>7. What kind of a holding is it? - Mark (X) one 048 1 <input type="checkbox"/> Crop holding 3 <input type="checkbox"/> Mixed holding 2 <input type="checkbox"/> Livestock and/or poultry holding 4 <input type="checkbox"/> Other</p> <p>8. What percent of the farm operation is financed by each of the following sources? None <input type="checkbox"/> Percent</p> <table style="width: 100%; margin-top: 5px;"> <tr> <td style="width: 40%;">a. Operator</td> <td style="width: 10%;"><input type="checkbox"/></td> <td style="width: 10%;">049</td> <td style="width: 40%;"></td> </tr> <tr> <td>b. Private</td> <td><input type="checkbox"/></td> <td>050</td> <td></td> </tr> <tr> <td>c. Commercial</td> <td><input type="checkbox"/></td> <td>051</td> <td></td> </tr> <tr> <td>d. Government</td> <td><input type="checkbox"/></td> <td>052</td> <td></td> </tr> <tr> <td>e. Other - Specify _____</td> <td><input type="checkbox"/></td> <td>053</td> <td></td> </tr> </table>	a. Operator	<input type="checkbox"/>	049		b. Private	<input type="checkbox"/>	050		c. Commercial	<input type="checkbox"/>	051		d. Government	<input type="checkbox"/>	052		e. Other - Specify _____	<input type="checkbox"/>	053		<table border="1" style="width: 100%; border-collapse: collapse;"> <tr> <th colspan="2" style="text-align: center; padding: 2px;">Acres</th> </tr> <tr> <td style="width: 50%; padding: 2px;">Whole acres</td> <td style="width: 50%; padding: 2px;">Tenths</td> </tr> <tr> <td style="padding: 2px;">040</td> <td style="padding: 2px;">/10</td> </tr> <tr> <td style="padding: 2px;">042</td> <td style="padding: 2px;">/10</td> </tr> <tr style="background-color: #cccccc;"> <td style="padding: 2px;"> </td> <td style="padding: 2px;"> </td> </tr> <tr> <td style="padding: 2px;">044</td> <td style="padding: 2px;">/10</td> </tr> <tr> <td style="padding: 2px;">045</td> <td style="padding: 2px;">/10</td> </tr> </table>	Acres		Whole acres	Tenths	040	/10	042	/10			044	/10	045	/10
a. Operator	<input type="checkbox"/>	049																																	
b. Private	<input type="checkbox"/>	050																																	
c. Commercial	<input type="checkbox"/>	051																																	
d. Government	<input type="checkbox"/>	052																																	
e. Other - Specify _____	<input type="checkbox"/>	053																																	
Acres																																			
Whole acres	Tenths																																		
040	/10																																		
042	/10																																		
044	/10																																		
045	/10																																		

Section 2 VEGETABLES AND FIELD CROPS											
Did you harvest any VEGETABLES or FIELD CROPS last year – such as yams, sweetpotatoes, melons, taro, etc.?		<table border="1" style="width: 100%; border-collapse: collapse;"> <tr> <th colspan="2" style="text-align: center;">How many acres were harvested in 1979?</th> <th rowspan="3" style="text-align: center;">How many pounds were harvested in 1979?</th> </tr> <tr> <th colspan="2" style="text-align: center;">(a)</th> </tr> <tr> <th style="text-align: center;">Whole acres</th> <th style="text-align: center;">Tenths</th> </tr> </table>		How many acres were harvested in 1979?		How many pounds were harvested in 1979?	(a)		Whole acres	Tenths	
How many acres were harvested in 1979?		How many pounds were harvested in 1979?									
(a)											
Whole acres	Tenths										
002 <input type="checkbox"/> 1 Yes – Complete this section <input type="checkbox"/> 2 No – Go to section 3		<table border="1" style="width: 100%; border-collapse: collapse;"> <tr> <td style="width: 5%;"></td> <td style="width: 65%;"></td> <td style="width: 5%;"></td> <td style="width: 25%;"></td> </tr> <tr> <td style="text-align: center;">None</td> <td></td> <td></td> <td style="text-align: center;">(b)</td> </tr> </table>						None			(b)
None			(b)								
	1. Cassava	062	/10								
	2. Chinese cabbage	064	/10								
	3. Corn	066	/10								
	4. Cucumbers	068	/10								
	5. Eggplant	080	/10								
	6. Honeydews	082	/10								
	7. Melons	084	/10								
	8. Muskmelons	086	/10								
	9. Sweetpotatoes	088	/10								
	10. Taro	090	/10								
	11. Watermelons	092	/10								
	12. Yams	094	/10								
	13. Other crops – Specify <u>✓</u>	096	/10								
			/10								

Section 3 FRUIT, NUT, AND TREE CROPS											
Do you have any FRUIT , NUT , or TREE crops on this place – such as coconuts, bananas, mangoes, etc.? (Quantity harvested in 1979 and number of trees and plants on enumeration day.)		<table border="1" style="width: 100%; border-collapse: collapse;"> <tr> <th colspan="2" style="text-align: center;">How many trees or plants are on this place?</th> <th rowspan="3" style="text-align: center;">How much was harvested in 1979?</th> </tr> <tr> <th colspan="2" style="text-align: center;">(a)</th> </tr> <tr> <th style="text-align: center;">Whole acres</th> <th style="text-align: center;">Tenths</th> </tr> </table>		How many trees or plants are on this place?		How much was harvested in 1979?	(a)		Whole acres	Tenths	
How many trees or plants are on this place?		How much was harvested in 1979?									
(a)											
Whole acres	Tenths										
003 <input type="checkbox"/> 1 Yes – Complete this section <input type="checkbox"/> 2 No – Go to section 4		<table border="1" style="width: 100%; border-collapse: collapse;"> <tr> <td style="width: 5%;"></td> <td style="width: 65%;"></td> <td style="width: 5%;"></td> <td style="width: 25%;"></td> </tr> <tr> <td style="text-align: center;">None</td> <td></td> <td></td> <td style="text-align: center;">(b)</td> </tr> </table>						None			(b)
None			(b)								
	1. Avocados	120	121 Pounds								
	2. Bananas	122	Clusters Pounds								
	3. Betelnuts	124	Pounds								
	4. Breadfruits	126	Pounds								
	5. Coconuts	130	Pounds								
	6. Coffee	134	Pounds								
	7. Green oranges	136	Pounds								
	8. Guavas	138	Pounds								
	9. Lemons	140	Pounds								
	10. Limes	142	Pounds								
	11. Mangoes	144	Pounds								
	12. Papayas	148	Pounds								
	13. Pineapples	150	Fruits								
	14. Star fruits	152	Pounds								
	15. Tangerines	154	Pounds								
	16. Other fruits, nuts, or tree crops – Specify <u>✓</u>	158	159 Pounds								
			Pounds								

Section 4 LAND USE							
Of the total acres in this place (Section 1, question 4) –		<table border="1" style="width: 100%; border-collapse: collapse;"> <tr> <th colspan="2" style="text-align: center;">Acres</th> </tr> <tr> <th style="text-align: center;">Whole acres</th> <th style="text-align: center;">Tenths</th> </tr> </table>		Acres		Whole acres	Tenths
Acres							
Whole acres	Tenths						
1. How many acres are in crops?		201	/10				
2. How many acres are in other cropland (cropland pasture, crop failure, idle cropland, and cropland used for soil improvement)?		202	/10				
3. How many acres are in other pasture or grazing land? (Include woodland pastured. Do not include cropland pasture.)		203	/10				
4. How many acres are in other lands? (Include houselots, roads, woodland not pastured, wasteland, etc.)		204	/10				
5. TOTAL LAND – Add entries in questions 1 through 4. Total should be equal to entry in section 1, question 4.		205	/10				

Section 5 LIVESTOCK AND POULTRY

How many of the following livestock and/or poultry are on this place?

	None	Number
1. Carabaos	<input type="checkbox"/>	250
2. Total cattle and calves (Must equal sum of "a" and "b" below.)	<input type="checkbox"/>	251
Of this total, how many are -		252
a. Milk cows	<input type="checkbox"/>	253
b. All other cattle and calves	<input type="checkbox"/>	254
3. Hogs and pigs	<input type="checkbox"/>	255
4. Goats and kids	<input type="checkbox"/>	256
5. Horses, mules, and colts	<input type="checkbox"/>	259
6. Other livestock - Specify <input checked="" type="checkbox"/>	<input type="checkbox"/>	266
7. Chickens	<input type="checkbox"/>	267
8. Other poultry (ducks, pigeons, guineas, geese, turkeys, etc.) - Specify <input checked="" type="checkbox"/>	<input type="checkbox"/>	

	None	Quantity sold in 1979
9. How many chickens were sold during last year?	<input type="checkbox"/>	275
10. How many dozens of chicken eggs were sold during last year?	<input type="checkbox"/>	276

Section 6 FISHERY

	None	Total pounds caught (a)	Total pounds sold (b)	Value of sales (dollars) (c)
1. How many pounds of fish were caught during 1979?	<input type="checkbox"/>	277	278	279

Section 7 SELECTED EQUIPMENT AND FACILITIES USED ON THIS PLACE

	None	Number
1. How many of the following are on this place? - Include all specified equipment on this place today, regardless of ownership, provided it is in operating condition and used in the farm business.		280
a. Tractors (of all kinds) other than garden tractors and motor tillers	<input type="checkbox"/>	281
b. Motortrucks	<input type="checkbox"/>	282
c. Automobiles	<input type="checkbox"/>	
2. Do you have the following on this place?		
a. Electricity	1 <input type="checkbox"/> Yes 2 <input type="checkbox"/> No	
b. Piped running water	1 <input type="checkbox"/> Yes 2 <input type="checkbox"/> No	

Section 8 OPERATOR CHARACTERISTICS

The following questions are about the FARM OPERATOR

1. Do you live on this place?	1 <input type="checkbox"/> Yes 2 <input type="checkbox"/> No
2. In what year did you begin to operate this place?	291 _____ Year
3. Age of operator. (Copy from Population and Housing questionnaire.)	292 _____ Years old
4. What is your principal occupation?	293 1 <input type="checkbox"/> Farming 2 <input type="checkbox"/> Other than farming
5. OFF-FARM WORK - How many days did the operator work at least 4 hours per day off this place in 1979? - Include work at a nonfarm job, business, or on someone else's farm. Exclude exchange farm work	294 1 <input type="checkbox"/> None 4 <input type="checkbox"/> 100-149 days 2 <input type="checkbox"/> 1-49 days 5 <input type="checkbox"/> 150-199 days 3 <input type="checkbox"/> 50-99 days 6 <input type="checkbox"/> 200 days or more

Section 9 ENUMERATOR'S RECORD (To be filled by the Census enumerator)	
<p>1. Who furnished the information in this report? ²⁹⁵</p> <div style="display: flex; justify-content: space-between;"> <div style="width: 45%;"> <p>1 <input type="checkbox"/> Operator</p> <p>2 <input type="checkbox"/> Landlord</p> <p>3 <input type="checkbox"/> Wife or a member of the operator's family</p> </div> <div style="width: 45%;"> <p>4 <input type="checkbox"/> Hired laborer</p> <p>5 <input type="checkbox"/> Other — Specify x</p> </div> </div>	
<p>2. Remarks (Make any remarks needed in regard to the place, the owner or operator, such as crop failure, low yields, droughts, floods, insects, etc.)</p> <div style="border: 1px solid black; height: 300px; margin-top: 5px;"></div>	
<p>Enumerator: Ask, at the completion of this questionnaire — "Besides you, (the operator) does any other person living in this household produce or sell any crops, livestock, or poultry?"</p> <p>²⁹⁶ 2 <input type="checkbox"/> No — END INTERVIEW</p> <p>1 <input type="checkbox"/> Yes — Ask the following questions</p> <div style="display: flex; justify-content: space-between; margin-top: 10px;"> <div style="width: 60%;"> <p>A. Does . . . have 15 or more poultry (chickens, ducks, guineas, etc.)?</p> <p>²⁹⁷ 2 <input type="checkbox"/> No 1 <input type="checkbox"/> Yes</p> <p>B. Does . . . have 5 or more livestock (cattle, hogs, goats, etc.)?</p> <p>²⁹⁸ 2 <input type="checkbox"/> No 1 <input type="checkbox"/> Yes</p> <p>C. Does . . . have a combined total of 10 or more fruit, nut, or tree crops on the place?</p> <p>²⁹⁹ 2 <input type="checkbox"/> No 1 <input type="checkbox"/> Yes</p> <p>D. Does . . . have 100 square meters or more on which root or field crops or vegetables were harvested for sale during 1979?</p> <p>³⁰⁰ 2 <input type="checkbox"/> No 1 <input type="checkbox"/> Yes</p> </div> <div style="width: 35%; font-size: small; padding-left: 20px;"> <p>If "Yes" to A, B, C, or D — enter note in "Remarks" column (Col. 11) of Address Register and complete another Agriculture questionnaire for the other person.</p> </div> </div>	
<p>3. Certified by Enumerator</p>	<p>³⁰¹ Date</p>
<p>4. Checked by Crew Leader</p>	<p>³⁰² Date</p>

Form Approved: O.M.B. No. 41-S79061

NOTICE — Response to this inquiry is required by law (title 13, U.S. Code). By the same law your report to the Census Bureau is confidential. It may be seen only by sworn Census employees and may be used only for statistical purposes.				
Part A		QUESTIONNAIRE IDENTIFICATION		
County number	ED number	CENSUS USE ONLY	Farm serial number	CENSUS USE ONLY
Island/District				
Country				
Part B				
OPERATOR'S NAME AND MAILING ADDRESS				
Full name — First name, middle initial, last name				
Address — Complete mailing address				
FORM 80-A1(AS) (12-3-79)				
U.S. DEPARTMENT OF COMMERCE BUREAU OF THE CENSUS				
<div style="text-align: center;"> A1 1980 CENSUS OF AGRICULTURE AMERICAN SAMOA </div>				
CENSUS USE ONLY				
035	036	037	038	039

INSTRUCTIONS

A farm is defined as "any place that has 15 or more poultry (chickens, ducks, guineas, etc.); 5 or more livestock (cattle, hogs, goats, etc.); a combined total of 10 or more fruit or nut trees or plants; or any place of 100 square meters or more on which roots or field crops or vegetables were harvested for sale during 1979."

Matai lands

- The Matai should be reported as the person in charge under part B, above.
- All lands to which title is held or ownership is claimed by the Matai should be reported as owned under section 1, question 1.
- Any land used for the benefit of the extended family group (aiga), to which Matai does not hold title or claim ownership, should be reported as land rented FROM OTHERS under section 1, question 2. Do this even though no rent is paid to the owner of this land.
- Any land to which the title is held or ownership claimed by the Matai which is used by a nonmember of the extended family group (aiga) should be reported as land rented TO OTHERS under section 1, question 3. Do this even though

no rent is paid by the nonmember. Likewise, if any member of the Matai family (fanau) or extended family group (aiga) is in full charge of the growing crops or keeping of animals or poultry on lands assigned to him by the Matai, such lands should be entered under section 1, question 3. In such cases, a separate agriculture questionnaire should be filled, for the lands reported under section 1, question 3 in the name of that member as the person in charge.

- The area for which the Matai is expected to report about crop production is restricted to that shown under section 1, question 4.

Privately owned lands, not held or operated under the Matai system — If crops were raised or livestock or poultry are kept, fill this agriculture questionnaire in the name of the person in charge. The person is the one responsible for making the decisions. The person will usually be the head of the family which plants or gathers the crops.

Experimental farms, schools, churches, and other institutions — If crops were raised or livestock or poultry are kept, fill this agriculture questionnaire in the name of the institution. Also, give the name of the manager or superintendent in part B, above.

Section 1		LAND IN AGRICULTURE	
		<div style="text-align: right;">None</div>	
		<div style="text-align: right;">Acres</div>	
		<div style="text-align: right;">Whole acres Tenths</div>	
1. How many acres do you own or use in ownerlike possession? <input type="checkbox"/>		040 /10	
Are these Matai lands? 2 <input type="checkbox"/> No 1 <input type="checkbox"/> Yes			
2. How many acres do you rent FROM OTHERS? Include land used rent free. <input type="checkbox"/>		042 /10	
a. What is the FULL NAME of the owner of this land? <input checked="" type="checkbox"/>			
b. Are these Matai lands? 2 <input type="checkbox"/> No 1 <input type="checkbox"/> Yes			
3. How many acres do you rent TO OTHERS? Include land for which no rent is received <input type="checkbox"/>		044 /10	
4. TOTAL ACRES IN THIS PLACE — ADD acres owned (question 1) and acres rented (question 2), then SUBTRACT acres rented TO OTHERS (question 3). and enter the result in this space.		045 /10	
5. How many separate TRACTS or PIECES of land or plantations are represented in the "Total acres in this place"? Number of pieces		046	
6. Is this holding producing mainly for home consumption or sale? — Mark (X) one. 1 <input type="checkbox"/> Home consumption — SKIP to question 8. 2 <input type="checkbox"/> Sale — If for sale, go to question 7.		047	
7. What kind of a holding is it? — Mark (X) one 1 <input type="checkbox"/> Crop holding 3 <input type="checkbox"/> Mixed holding 2 <input type="checkbox"/> Livestock and/or poultry holding 4 <input type="checkbox"/> Other		048	
8. What percent of the farm operation is financed by each of the following sources? a. Operator b. Private c. Commercial d. Government e. Other — Specify		None Percent 049 050 051 052 053	

Page 2

Page 4

PENALTY FOR FAILURE TO REPORT
DUE DATE: February 15, 1979

Form Approved: O.M.B. No. 41-578030

NOTICE - Response to this inquiry is required by law (Title 13, U.S. Code). By the same law YOUR REPORT TO THE CENSUS BUREAU IS CONFIDENTIAL. It may be seen only by sworn Census employees and may be used only for statistical purposes. Your report CANNOT be used for purposes of taxation, investigation, or regulation. The law also provides that copies retained in your files are immune from legal process.

In correspondence pertaining to this report, please refer to the 11-digit Census File Number.

FORM 78-A40A
(9-26-78)

U.S. DEPARTMENT OF COMMERCE
BUREAU OF THE CENSUS



1978 CENSUS OF SOIL PREPARATION SERVICES, CROP SERVICES, AND COTTON GINNING

Important - Please read

- Please answer the questions on the form and return it by February 15, 1979.
- This report should cover the calendar year 1978. If book figures are not available, carefully prepared estimates are acceptable.
- If you correspond with us regarding your report, please use the Census File Number shown in the address box.
- CENTS ARE NOT REQUIRED, however, please use the space provided if you wish to enter them.

(Please correct any error in name and address including ZIP code)

CENSUS USE ONLY	010	011	012	013	014	015	COMPLETE AND RETURN TO	BUREAU OF THE CENSUS 1201 East Tenth Street Jeffersonville, Indiana 47132
-----------------------	-----	-----	-----	-----	-----	-----	---------------------------	---

Section 1 - BUSINESS OR ACTIVITY

Mark (X) the ONE box which best describes your principal activity and list your principal products or services

- 1 ☐ Soil preparation services (plowing, fertilizing, or weed control prior to planting, etc.)
- 2 ☐ Crop services (planting; cultivating; disease, insect, or weed control; harvesting; cotton ginning; preparation of crops for market, etc.)
- 3 ☐ Veterinary services by licensed practitioners

- 4 ☐ Animal services, except veterinary (artificial insemination; boarding, showing, training, or grooming of animals; etc.)
- 5 ☐ Farm labor and management services (labor contractors, crew leaders, managers, citrus caretakers, etc.)

- 6 ☐ Landscape and horticultural services (planting, planting, or caring of lawns, gardens, shrubs, trees, etc.)
- 7 ☐ Other - Specify activity

Description of major activity or principal products or services:

Section 2 - EMPLOYER IDENTIFICATION NUMBER

Is the Employer Identification (EI) Number printed in the upper right of the address box the SAME as that used by this establishment on your latest 1978 Employer's Quarterly Federal Tax Return, Treasury Form 941?

- 016
1 ☐ YES

- 2 ☐ NO - Enter current EI number →

017									
-----	--	--	--	--	--	--	--	--	--

Section 3 - TYPE OF ORGANIZATION

018 Mark (X) the box which best describes the way the business was operated during 1978.

- 1 ☐ Individual 2 ☐ Partnership 3 ☐ Corporation 4 ☐ Other - Describe

Section 4 - PERIOD OPERATED DURING 1978

a. Was this establishment in business at the end of 1978?

■ If establishment was inactive during December 1978 due to seasonal or part-time operations, answer "Yes" unless it was not owned at the end of the year.

- 019
1 ☐ YES
2 ☐ NO

b. How many months during 1978 did you own this establishment?

Number of
months
021

Section 5 - DOLLAR VOLUME OF BUSINESS

- INCLUDE only receipts from customers, excise taxes and sales taxes, total charges for services or for the use of facilities, and merchandise sold, whether or not payment was received in 1978.
- DO NOT INCLUDE commissions from vending machine operations, real estate rental, interest, sale of real estate, and other non-operating income.

Receipts from services and sale of merchandise in 1978

Dollars Cents

031

\$

Section 6 - PAYROLL

Lines a and b - Report the gross earnings paid in calendar year to employees prior to such deductions as employee's Social Security contributions, withholding taxes, group insurance premiums, union dues, and savings bonds. Include in gross earnings all wages, salaries, commissions, dismissal pay, paid bonuses, vacation and sick-leave pay, and the cash equivalent of compensation paid-in-kind. If a corporation, include salaries of officers; if an unincorporated concern, exclude payments to proprietors or partners.

- a. Total ANNUAL payroll in 1978 before deductions
- b. Payroll for the FIRST QUARTER of 1978

Dollars Cents

041

\$

042

\$

Section 7 - SUPPLEMENTAL LABOR COSTS NOT INCLUDED IN PAYROLL DURING 1978

a. Legally Required Labor Expenditures During 1978 - Report payments for all programs required under Federal and State legislation such as: Federal Old Age Survivors Insurance, unemployment compensation, workmen's compensation, and State temporary disability payments. Include employer payments only.

b. Voluntary Labor Expenditures During 1978 - Report the cost of all programs not specifically required by Federal or State legislation. For programs financed jointly by employer and employee contributions, include only the employer payments. Include employer payments for: insurance premiums on hospital and medical plans, life insurance premiums; and premiums on supplementary accident and sickness insurance. In reporting payments for insurance, report net payments, i.e., gross payments less any offsetting dividends, refunds, or other reductions in premiums.

Also include payments or allocations for all pension plans regardless of method of administration, supplemental unemployment compensation plans, welfare plans, stock purchase plans in which the employer payment is not subject to withholding tax, and deferred profit sharing plans.

a. Legally required labor expenditures during 1978

b. Voluntary labor expenditures during 1978

c. TOTAL supplemental labor costs not included in payroll during 1978 (Sum of lines a and b)

Dollars Cents

051

\$

052

\$

053

\$

Section 8 - GROSS RECEIPTS FOR SERVICES PERFORMED				Gross receipts for services performed during 1978	
Report value of receipts for all services performed during 1978 in "a" through "c" below. Report value of receipts from the sale of any materials or products used in connection with the services performed in section 11. Report all other sales in section 12.				Dollars	Cents
a. SOIL PREPARATION SERVICES - If none, skip to b.			Number of acres		
Report value of receipts for chemicals, fertilizer, or lime applied in section 11.	07110	Plowing or land breaking	110	111	
	07111	Harrowing or seed bed preparation	112	113	
	07112	Fertilizer and lime spreading before planting	114	115	
	07113	Weed control before planting	116	117	
	07118		118	119	
	07119	Other - Specify _____			
b. CROP SERVICES - If none, skip to c.					
(1) Planting, Cultivating, and Protection					
Report value of receipts for chemicals, fertilizer, or lime applied in section 11.					
07210	Planting with or without fertilizer	200	201		
07211	Fertilizer spreading (only) after planting	202	203		
07212	Aerial dusting and spraying for disease and insect control with or without fertilizer (includes seeding)	204	205		
07213	On-ground dusting and spraying for disease and insect control with or without fertilizer	206	207		
07214	Weed control after planting	208	209		
07215	Citrus grove cultivation or maintenance	210	211		
07216	Cultivation, mechanical and flame, other than citrus grove	212	213		
07217	Pruning of orchards or vineyards	214	215		
07218	Irrigation services, custom	216	217		
07219	Other - Specify _____	218	219		
(2) Harvesting, Primarily by Machine					
07220	Corn for all purposes	220	221		
07221	Wheat or other small grains (combining)	222	223		
07222	Cotton	224	225		
07223	Fruits or berries	226	227		
07224	Vegetables	228	229		
07225	Soybeans, other beans, peas, or peanuts	230	231		
07226	Hay (mowing, raking, baling, or chopping)	232	233		
07229	Other - Specify _____	234	235		
(3) Preparation for Market					
07230	Corn shelling or drying	236	237		
07231	Crop drying other than corn	238	239		
07232	Grain grinding and mixing	240	241		
07233	Bean or grain cleaning	242	243		
07234	Cotton seed delinting	244	245		
07235	Packaging fresh or farm-dried fruits or vegetables	246	247		
07236	Sorting, grading, or packing of fruits or berries	248	249		
07237	Sorting, grading, or packing of vegetables	250			
07239	Other - Specify _____				
(4) Cotton Ginning			Number of bales		
Report value of receipts for bagging and ties in section 11. Report sales of cottonseed and bales of cotton in section 12.			245	246	
07240	Cotton ginning	247	248		
07241	Cotton pickery	249	250		
07249	Other - Specify _____				
c. OTHER AGRICULTURAL SERVICES EXCLUDING SOIL PREPARATION AND CROP SERVICES (Veterinary, Farm Management, Landscape and Horticultural) - Specify _____				832	
d. TOTAL gross receipts for all services performed (Sum of all dollar entries in section 8)				849	

Section 9 – LOCATION OF SERVICES PERFORMED DURING 1978

List below all counties in which you or your establishment performed the activities reported in section 8 above. The principal county is the one from which the major part of the receipts from those activities was received. Receipts may be reported in either the dollar column (column c) or in column d as a percent of the total. Continue in "Remarks" section if necessary.

	County name (a)	State (b)	Gross receipts for services (Report dollars OR percent)		
			Dollars (c)	Cents	Percent (d)
Principal county			851		852
			\$		
Other counties			853		854
			\$		
			855		856
			\$		

Section 10 – LABOR AND PAYROLL FOR SERVICES PERFORMED DURING 1978

If you reported any activities in section 8, complete this section. Report yourself as unpaid if you are the sole proprietor or a partner of this establishment. If it is a corporation and you are on the payroll, report yourself as a paid employee.

a. Soil preparation services

b. Crop services

c. SEASONAL VARIATION – For all of the workers included above (paid and unpaid), report the number working during the pay period which includes the 12th day of each month shown.

(1) Paid

(2) Unpaid

Number of unpaid workers (including unpaid family members) working –		Number of paid employees (including paid family members) working –		Payroll before deductions	
150 days or more	Less than 150 days	150 days or more	Less than 150 days	Dollars	Cents
857	858	859	860	861	
				\$	
862	863	864	865	866	
				\$	

Number of workers			
March	June	September	December
887	888	889	890
891	892	893	894

Section 11 – GROSS RECEIPTS FROM PRODUCTS PROVIDED IN CONNECTION WITH SERVICES PERFORMED DURING 1978

Report product sales in section 12.

a. Fertilizer or lime spread

b. Insecticides, pesticides, or herbicides applied

c. Bagging and ties for cotton ginned

d. TOTAL gross receipts (Sum of dollars entered in "a" through "c")

Dollars	Cents
895	
\$	
896	
\$	
897	
\$	
901	
\$	

Section 12 – OTHER OPERATIONS PERFORMED DURING 1978

List all operations, other than those reported in section 8 performed during 1978 by the individual or establishment identified in the address box. Include any business activities, farming, nonagricultural operations, sales of merchandise, etc., NOT in connection with services performed in section 8. Report the number of paid employees and the gross receipts from such other operations.

NOTE: If no other operations were performed, mark (X) this box and go to section 13.



List other operations	Number of paid employees working –		Gross receipts for 1978	
	150 days or more	Less than 150 days	Dollars	Cents
	902	903	904	
			\$	
	905	906	907	
			\$	
	908	909	910	
			\$	

If this establishment is a corporation or more than \$50,000 was reported in section 5, answer sections 13, 14, and 15. If not, SKIP to section 16.

**Section 13 – CAPITAL EXPENDITURES FOR THIS ESTABLISHMENT DURING 1978
(EXCLUDING LAND AND MINERAL RIGHTS)**

- Report all capital expenditures actually made during 1978 for this establishment, including major alterations, capitalized repairs, and improvements. "Capital expenditures" refer to all costs that are chargeable to property accounts for which depreciation or amortization accounts are ordinarily maintained.
- Include the cost of all improvements and new construction at this establishment which were in progress but had not been completed at the end of 1978. (For example, cost for animal hospitals, packing sheds, cotton gins, warehouses, etc., and improvements to establishment sites such as fences, storage facilities, etc.) Include expenditures made by your company (or any of its subsidiaries) for structures which, upon completion, were or are to be sold and leased back to this establishment.
- Include expenditures for new machinery and equipment such as forklifts, conveyors, tractors, mechanical planters, harvesters, sprayers, dusters (including airplane dusters), fruit packing equipment, automobiles, etc., primarily used in performing services.
- Include transfers of used plant and equipment to your establishment from other establishments of your company.
- Exclude the cost of land and mineral rights. Exclude the cost of maintenance and repairs charged as current operating expense. Exclude capital expenditures made by outside owners of property rented or leased to this establishment. Exclude capital expenditures made by this establishment for other locations of your company.

Type of capital expenditures:

a. New structures and additions to your service establishments

b. New machinery and new equipment

c. Used plant and used equipment acquired from others (including transfers from other establishments of your company)

d. TOTAL CAPITAL EXPENDITURES DURING 1978 (Sum of lines a, b, and c)

Dollars	Cents
911	
\$	
912	
\$	
913	
\$	
914	
\$	

Section 14 – CHANGES IN GROSS VALUE OF DEPRECIABLE ASSETS OF THIS ESTABLISHMENT DURING 1978 ■ Report the changes in gross value of depreciable assets of this establishment for which depreciation or amortization accounts are ordinarily maintained. "Gross value" represents the acquisition cost (original cost or other basis) to your company of such depreciable assets. Include all depreciable assets (buildings, structures, machinery, equipment, etc.), and all amortizable fixed assets. Include all improvements and new construction "in progress" during 1978 but not yet completed at the end of 1978. Also include the value of depreciable assets owned by this establishment but leased or rented to other companies. Include the value of depreciable assets owned by your company or any of its subsidiaries but "leased" to this establishment. ■ Exclude the value of depreciable assets at other locations of your company (or any of its subsidiaries) for which this establishment maintains records.		<table border="1" style="width: 100%; border-collapse: collapse;"> <tr> <th style="width: 80%;"></th> <th style="width: 10%; text-align: center;">Dollars</th> <th style="width: 10%; text-align: center;">Cents</th> </tr> <tr> <td>a. Gross value of depreciable assets at BEGINNING of 1978</td> <td style="text-align: center;">915</td> <td style="text-align: center;">\$</td> </tr> <tr> <td>b. Total capital expenditures during 1978 (Copy figure from section 13, item d)</td> <td style="text-align: center;">916</td> <td style="text-align: center;">\$</td> </tr> <tr> <td>c. Gross value of depreciable assets sold, retired, transferred, scrapped, or destroyed during 1978</td> <td style="text-align: center;">917</td> <td style="text-align: center;">\$</td> </tr> <tr> <td>d. Gross value of depreciable assets at END of 1978 (Should equal lines a + b - c. If not, please explain in "Remarks.")</td> <td style="text-align: center;">918</td> <td style="text-align: center;">\$</td> </tr> </table>		Dollars	Cents	a. Gross value of depreciable assets at BEGINNING of 1978	915	\$	b. Total capital expenditures during 1978 (Copy figure from section 13, item d)	916	\$	c. Gross value of depreciable assets sold, retired, transferred, scrapped, or destroyed during 1978	917	\$	d. Gross value of depreciable assets at END of 1978 (Should equal lines a + b - c. If not, please explain in "Remarks.")	918	\$
	Dollars	Cents															
a. Gross value of depreciable assets at BEGINNING of 1978	915	\$															
b. Total capital expenditures during 1978 (Copy figure from section 13, item d)	916	\$															
c. Gross value of depreciable assets sold, retired, transferred, scrapped, or destroyed during 1978	917	\$															
d. Gross value of depreciable assets at END of 1978 (Should equal lines a + b - c. If not, please explain in "Remarks.")	918	\$															

Section 15 – EXPENDITURES FOR ELECTRICITY, GASOLINE, PETROLEUM, AND OTHER FUELS PURCHASED DURING 1978 a. Gasoline b. Diesel fuel c. LP gas, butane, propane d. Motor oil, grease, piped gas, kerosene, and fuel oil e. Electricity purchased		<table border="1" style="width: 100%; border-collapse: collapse;"> <tr> <th colspan="2" style="text-align: center;">Estimated expenditures for 1978</th> </tr> <tr> <th style="width: 80%;"></th> <th style="width: 20%; text-align: center;">Dollars Cents</th> </tr> <tr> <td>919</td> <td style="text-align: center;">\$</td> </tr> <tr> <td>920</td> <td style="text-align: center;">\$</td> </tr> <tr> <td>921</td> <td style="text-align: center;">\$</td> </tr> <tr> <td>922</td> <td style="text-align: center;">\$</td> </tr> </table> <table border="1" style="width: 100%; border-collapse: collapse;"> <tr> <th style="width: 60%;"></th> <th style="width: 20%; text-align: center;">Kilowatt hours</th> <th style="width: 20%; text-align: center;">Dollars</th> <th style="width: 20%; text-align: center;">Cents</th> </tr> <tr> <td>923</td> <td style="text-align: center;">\$</td> <td style="text-align: center;">924</td> <td style="text-align: center;">\$</td> </tr> </table>	Estimated expenditures for 1978			Dollars Cents	919	\$	920	\$	921	\$	922	\$		Kilowatt hours	Dollars	Cents	923	\$	924	\$
Estimated expenditures for 1978																						
	Dollars Cents																					
919	\$																					
920	\$																					
921	\$																					
922	\$																					
	Kilowatt hours	Dollars	Cents																			
923	\$	924	\$																			

Section 16 – CHECKS to assure a complete and accurate report The Bureau of the Census reviews your report for omissions, inconsistencies, and unusual ratios. To reduce the possibility of correspondence about some problem, please make the following checks before returning your report.		(1) Review the report carefully to see that no items are omitted for the year being covered. (2) Calculate and enter figures for the consistency checks below, and review the results. (3) Correct your report for any errors you find and explain unusual figures in "Remarks." For most establishments, the figures computed usually fall within the ranges indicated.
--	--	---

Consistency checks	Calculation required for each check	Figures for 1978	Usual range
Dollars per acre	Section 8a – Gross receipts for Soil Preparation ÷ Number of acres	\$	\$2–\$10
Dollars per acre	Section 8b(1) – Gross receipts for Planting, Cultivating, and Protection ÷ Number of acres	\$	\$2–\$8
Dollars per acre	Section 8b(2) – Gross receipts for Harvesting, Primarily by Machine ÷ Number of acres	\$	\$2–\$67
Dollars per bale	Section 8b(4) – Gross receipts for Cotton Ginning ÷ Number of bales	\$	\$25–\$45
Section 5	If section 5 is completed, have sections 8 and 11 been completed? <input type="checkbox"/> Yes <input type="checkbox"/> No – Please complete		
Total for section 5	Does the sum of the totals in sections 8, 11, and 12 equal the total for section 5? <input type="checkbox"/> Yes <input type="checkbox"/> No – Please refigure		
Payroll	Does the entry for section 6a equal the sum of section 10a and b? <input type="checkbox"/> Yes <input type="checkbox"/> No – Please explain in "Remarks" section		
Total for section 8	Do all dollar entries in section 8 add to total entered in section 8d? <input type="checkbox"/> Yes <input type="checkbox"/> No – Please refigure		

Section 17 – SIGNATURE (Please check your answers, then sign below.) Signature _____	Date _____	Telephone Area code _____ Number _____
--	------------	---

Remarks – Attach a separate sheet if needed.


PENALTY FOR FAILURE TO REPORT
DUE DATE: February 15, 1979

Form Approved: O.M.B. No. 41-578030

NOTICE - Response to this inquiry is required by law (title 13, U.S. Code). By the same law YOUR REPORT TO THE CENSUS BUREAU IS CONFIDENTIAL. It may be seen only by sworn Census employees and may be used only for statistical purposes. Your report CANNOT be used for purposes of taxation, investigation, or regulation. The law also provides that copies retained in your files are immune from legal process.

FORM 78-A40B
(5-25-78)

U.S. DEPARTMENT OF COMMERCE
BUREAU OF THE CENSUS



1978 CENSUS OF VETERINARY AND ANIMAL SERVICES

Important - Please read

- Please answer the questions on the form and return it by February 15, 1979.
- This report should cover the calendar year 1978. If book figures are not available, carefully prepared estimates are acceptable.
- If you correspond with us regarding your report, please use the Census File Number shown in the address box.
- CENTS ARE NOT REQUIRED, however, please use the space provided if you wish to enter them.

(Please correct any error in name and address including ZIP code)

CENSUS USE ONLY	010	011	012	013	014	015	COMPLETE AND RETURN TO	BUREAU OF THE CENSUS 1201 East Tenth Street Jeffersonville, Indiana 47132
-----------------------	-----	-----	-----	-----	-----	-----	---------------------------	---

Section 1 - BUSINESS OR ACTIVITY

Mark (X) the ONE box which best describes your principal activity and list your principal products or services

- | | | |
|--|--|--|
| 1 <input type="checkbox"/> Veterinary services by licensed practitioners | 4 <input type="checkbox"/> Crop services (planting; cultivating; disease, insect, or weed control; harvesting; cotton ginning preparation of crops for market; etc.) | 6 <input type="checkbox"/> Landscape and horticultural services (planting, planting, or caring of lawns, gardens, shrubs, trees, etc.) |
| 2 <input type="checkbox"/> Animal services, except veterinary (artificial insemination; boarding, showing, training, or grooming of animals; etc.) | 5 <input type="checkbox"/> Farm labor and management services (labor contractors, crew leaders, managers, citrus caretakers, etc.) | 7 <input type="checkbox"/> Other - Specify activity |
| 3 <input type="checkbox"/> Soil preparation services (plowing, fertilizing, or weed control prior to planting, etc.) | | |

Description of major activity or principal products or services

Section 2 - EMPLOYER IDENTIFICATION NUMBER

Is the Employer Identification (EI) Number printed in the upper right of the address box the SAME as that used by this establishment on your latest 1978 Employer's Quarterly Federal Tax Return, Treasury Form 941?

016
1 ☐ YES

2 ☐ NO - Enter current EI number

017

--	--	--	--	--	--	--	--	--	--

Section 3 - TYPE OF ORGANIZATION

018 Mark (X) the box which best describes the way the business was operated during 1978

- 1 ☐ Individual 2 ☐ Partnership 3 ☐ Corporation 4 ☐ Other - Describe

Section 4 - PERIOD OPERATED DURING 1978

a. Was this establishment in business at the end of 1978?

019
1 ☐ YES
2 ☐ NO

■ If establishment was inactive during December 1978 due to seasonal or part-time operations, answer "Yes" unless it was not owned at the end of the year.

b. How many months during 1978 did you own this establishment?

Number of
months
021

Section 5 - DOLLAR VOLUME OF BUSINESS

- INCLUDE only receipts from customers, excise taxes and sales taxes, total charges for services or for the use of facilities, and merchandise sold, whether or not payment was received in 1978.
- DO NOT INCLUDE commissions from vending machine operations, real estate rental, interest, sale of real estate, and other non-operating income.

Receipts from services and sale of merchandise in 1978

Dollars	Cents
031	
\$	

Section 6 - PAYROLL

Lines a and b - Report the gross earnings paid in calendar year to employees prior to such deductions as employee's Social Security contributions, withholding taxes, group insurance premiums, union dues, and savings bonds. Include in gross earnings all wages, salaries, commissions, dismissal pay, paid bonuses, vacation and sick-leave pay, and the cash equivalent of compensation paid-in-kind. If a corporation, include salaries of officers; if an unincorporated concern, exclude payments to proprietors or partners.

- a. Total ANNUAL payroll in 1978 before deductions
- b. Payroll for the FIRST QUARTER of 1978

Dollars	Cents
041	
\$	
042	
\$	

Section 7 - SUPPLEMENTAL LABOR COSTS NOT INCLUDED IN PAYROLL DURING 1978

- a. Legally Required Labor Expenditures During 1978 - Report payments for all programs required under Federal and State legislation such as: Federal Old Age Survivors Insurance, unemployment compensation, workmen's compensation, and State temporary disability payments. Include employer payments only.
- b. Voluntary Labor Expenditures During 1978 - Report the cost of all programs not specifically required by Federal or State legislation. For programs financed jointly by employer and employee contributions, include only the employer payments. Include employer payments for: insurance premiums on hospital and medical plans; life insurance premiums; and premiums on supplementary accident and sickness insurance. In reporting payments for insurance, report net payments, i.e., gross payments less any offsetting dividends, refunds, or other reductions in premiums.
- Also include payments or allocations for all pension plans regardless of method of administration, supplemental unemployment compensation plans, welfare plans, stock purchase plans in which the employer payment is not subject to withholding tax, and deferred profit sharing plans.

a. Legally required labor expenditures during 1978

b. Voluntary labor expenditures during 1978

c. TOTAL supplemental labor costs not included in payroll during 1978 (Sum of lines a and b)

Dollars	Cents
051	
\$	
052	
\$	
053	
\$	

Section 12 – OTHER OPERATIONS PERFORMED DURING 1978 List all operations, other than those reported in section 8 performed during 1978 by the individual or establishment identified in the address box. Include any business activities, farming, nonagricultural operations, sales of merchandise, etc., NOT in connection with services performed in section 8. Report the number of paid employees and the gross receipts from such other operations.								
NOTE: If no other operations were performed, mark (X) this box and go to section 13. <div style="border: 1px solid black; width: 20px; height: 20px; margin: 10px 0;"></div>	List other operations		Number of paid employees working –		Gross receipts for 1978			
			150 days or more	Less than 150 days	Dollars	Cents		
	902	903	904					
	905	906	907					
	908	909	910					
If this establishment is a corporation or more than \$50,000 was reported in section 5, answer sections 13, 14, and 15. If not, SKIP to section 16.								
Section 13 – CAPITAL EXPENDITURES FOR THIS ESTABLISHMENT DURING 1978 (EXCLUDING LAND AND MINERAL RIGHTS) <ul style="list-style-type: none">■ Report all capital expenditures actually made during 1978 for this establishment, including major alterations, capitalized repairs, and improvements. "Capital expenditures" refer to all costs that are chargeable to property accounts for which depreciation or amortization accounts are ordinarily maintained.■ Include the cost of all improvements and new construction at this establishment which were in progress but had not been completed at the end of 1978. (For example, cost for animal hospitals, packing sheds, cotton gins, warehouses, etc., and improvements to establishment sites such as fences, storage facilities, etc.) Include expenditures made by your company (or any of its subsidiaries) for structures which, upon completion, were or are to be sold and leased back to this establishment.■ Include expenditures for new machinery and equipment such as forklifts, conveyors, tractors, mechanical planters, harvesters, sprayers, dusters (including airplane dusters), fruit packing equipment, automobiles, etc., primarily used in performing services.■ Include transfers of used plant and equipment to your establishment from other establishments of your company.■ Exclude the cost of land and mineral rights. Exclude the cost of maintenance and repairs charged as current operating expense. Exclude capital expenditures made by outside owners of property rented or leased to this establishment. Exclude capital expenditures made by this establishment for other locations of your company.					Type of capital expenditures:		Dollars	Cents
a. New structures and additions to your service establishments					911			
b. New machinery and new equipment					912			
c. Used plant and used equipment acquired from others (including transfers from other establishments of your company)					913			
d. TOTAL CAPITAL EXPENDITURES DURING 1978 (Sum of lines a, b, and c)					914			
					\$			
Section 14 – CHANGES IN GROSS VALUE OF DEPRECIABLE ASSETS OF THIS ESTABLISHMENT DURING 1978 <ul style="list-style-type: none">■ Report the changes in gross value of depreciable assets of this establishment for which depreciation or amortization accounts are ordinarily maintained. "Gross value" represents the acquisition cost (original cost or other basis) to your company of such depreciable assets. Include all depreciable assets (buildings, structures, machinery, equipment, etc.), and all amortizable fixed assets. Include all improvements and new construction "in progress" during 1978 but not yet completed at the end of 1978. Also include the value of depreciable assets owned by this establishment but leased or rented to other companies. Include the value of depreciable assets owned by your company or any of its subsidiaries but "leased" to this establishment.■ Exclude the value of depreciable assets at other locations of your company (or any of its subsidiaries) for which this establishment maintains records.					a. Gross value of depreciable assets at BEGINNING of 1978		915	
b. Total capital expenditures during 1978 (Copy figure from section 13, item d)					916			
c. Gross value of depreciable assets sold, retired, transferred, scrapped, or destroyed during 1978					917			
d. Gross value of depreciable assets at END of 1978 (Should equal lines a + b – c. If not, please explain in "Remarks.")					918			
					\$			
Section 15 – EXPENDITURES FOR ELECTRICITY, GASOLINE, PETROLEUM, AND OTHER FUELS PURCHASED DURING 1978								
					Estimated expenditures for 1978			
					Dollars	Cents		
a. Gasoline					919			
b. Diesel fuel					920			
c. LP gas, butane, propane					921			
d. Motor oil, grease, piped gas, kerosene, and fuel oil					922			
e. Electricity purchased					923			
					Kilowatt hours	Dollars		
					924	Cents		
					\$			
Section 16 – CHECKS TO ASSURE A COMPLETE AND ACCURATE REPORT The Bureau of the Census reviews your report for omissions, inconsistencies, and unusual ratios. To reduce the possibility of correspondence about some problem, please make the following checks before returning your report: <div style="display: flex; align-items: center; margin-top: 10px;"><div style="border: 1px solid black; width: 20px; height: 20px; margin-right: 10px;"></div><div style="margin-left: 10px;"><p>(1) Review the report carefully to see that no items are omitted for the year being covered.</p><p>(2) Correct your report for any errors you find and explain unusual figures in "Remarks."</p></div></div>								
Consistency checks		Calculation required for each check completed		Answer				
Section 5		If section 5 is completed, have sections 8 and 11 been completed?		<input type="checkbox"/> Yes <input type="checkbox"/> No – Please complete				
Total for section 5		Does the sum of the totals in sections 8, 11, and 12 equal the total for section 5?		<input type="checkbox"/> Yes <input type="checkbox"/> No – Please refigure				
Payroll		Does the entry for section 6a equal the sum of section 10a and b?		<input type="checkbox"/> Yes <input type="checkbox"/> No – Please explain in "Remarks" section				
Total for section 8		Do all dollar entries in section 8 add to total entered in section 8d?		<input type="checkbox"/> Yes <input type="checkbox"/> No – Please refigure				
Section 17 – SIGNATURE (Please check your answers, then sign below)				Date				
Signature _____				Telephone				
				Area code				
				Number				

PENALTY FOR FAILURE TO REPORT
DUE DATE: February 15, 1979

Form Approved: O.M.B. No. 41-S78030

NOTICE - Response to this inquiry is required by law (title 13, U.S. Code). By the same law YOUR REPORT TO THE CENSUS BUREAU IS CONFIDENTIAL. It may be seen only by sworn Census employees and may be used only for statistical purposes. Your report CANNOT be used for purposes of taxation, investigation, or regulation. The law also provides that copies retained in your files are immune from legal process.

FORM 78-A40C
(2-28-78)U.S. DEPARTMENT OF COMMERCE
BUREAU OF THE CENSUS**1978 CENSUS OF LANDSCAPE
AND HORTICULTURAL SERVICES*****Important - Please read***

- Please answer the questions on the form and return it by February 15, 1979.
- This report should cover the calendar year 1978. If book figures are not available, carefully prepared estimates are acceptable.
- If you correspond with us regarding your report, please use the Census File Number shown in the address box.
- CENTS ARE NOT REQUIRED, however, please use the space provided if you wish to enter them.

(Please correct any error in name and address including ZIP code)

CENSUS USE ONLY	010	011	012	013	014	015	COMPLETE AND RETURN TO	BUREAU OF THE CENSUS 1201 East Tenth Street Jeffersonville, Indiana 47132
-----------------------	-----	-----	-----	-----	-----	-----	---------------------------	---

Section 1 - BUSINESS OR ACTIVITY

Mark (X) the ONE box which best describes your principal activity and list your principal products or services

- 1 ☐ Landscape and horticultural services (planting, planting, or caring of lawns, gardens, shrubs, trees, etc.)
- 2 ☐ Soil preparation services (plowing, fertilizing, or weed control prior to planting, etc.)
- 3 ☐ Crop services (planting; cultivating; disease, insect, or weed control; harvesting; cotton ginning; preparation of crops for market; etc.)

- 4 ☐ Veterinary services by licensed practitioners
- 5 ☐ Animal services, except veterinary (artificial insemination; boarding, showing, training, or grooming of animals; etc.)
- 6 ☐ Farm labor and management services (labor contractors, crew leaders, managers, citrus caretakers, etc.)

7 ☐ Other - Specify activity: _____

Description of major activity or principal products or services

Section 2 - EMPLOYER IDENTIFICATION NUMBER

Is the Employer Identification (EI) Number printed in the upper right of the address box the SAME as that used by this establishment on your latest 1978 Employer's Quarterly Federal Tax Return, Treasury Form 941?

016

1 ☐ YES2 ☐ NO - Enter current EI number →

017

Section 3 - TYPE OF ORGANIZATION

018 Mark (X) the box which best describes the way the business was operated during 1978

1 ☐ Individual2 ☐ Partnership3 ☐ Corporation4 ☐ Other - Describe _____**Section 4 - PERIOD OPERATED DURING 1978**

a. Was this establishment in business at the end of 1978?

019

1 ☐ YES2 ☐ NO

■ If establishment was inactive during December 1978 due to seasonal or part-time operations, answer "Yes" unless it was not owned at the end of the year.

b. How many months during 1978 did you own this establishment?

Number of
months

021

Section 5 - DOLLAR VOLUME OF BUSINESS

■ INCLUDE only receipts from customers, excise taxes and sales taxes, total charges for services or for the use of facilities, and merchandise sold, whether or not payment was received in 1978.

■ DO NOT INCLUDE commissions from vending machine operations, real estate rental, interest, sale of real estate, and other non-operating income.

Receipts from services and sale
of merchandise in 1978

Dollars Cents

031

\$

Section 6 - PAYROLL

Lines a and b - Report the gross earnings paid in calendar year to employees prior to such deductions as employee's Social Security contributions, withholding taxes, group insurance premiums, union dues, and savings bonds. Include in gross earnings all wages, salaries, commissions, dismissal pay, paid bonuses, vacation and sick-leave pay, and the cash equivalent of compensation paid-in-kind. If a corporation, include salaries of officers; if an unincorporated concern, exclude payments to proprietors or partners.

a. Total ANNUAL payroll in 1978
before deductions

Dollars Cents

041

\$

b. Payroll for the
FIRST QUARTER of 1978

042

\$

Section 7 - SUPPLEMENTAL LABOR COSTS NOT INCLUDED IN PAYROLL DURING 1978

a. Legally Required Labor Expenditures During 1978 - Report payments for all programs required under Federal and State legislation such as: Federal Old Age Survivors Insurance, unemployment compensation, workmen's compensation, and State temporary disability payments. Include employer payments only.

a. Legally required labor
expenditures during 1978

Dollars Cents

051

\$

b. Voluntary Labor Expenditures During 1978 - Report the cost of all programs not specifically required by Federal or State legislation. For programs financed jointly by employer and employee contributions, include only the employer's payments. Include employer payments for: insurance premiums on hospital and medical plans; life insurance premiums; and premiums on supplementary accident and sickness insurance. In reporting payments for insurance, report net payments, i.e., gross payments less any offsetting dividends, refunds, or other reductions in premiums.

b. Voluntary labor
expenditures during 1978

052

\$

Also include payments or allocations for all pension plans regardless of method of administration, supplemental unemployment compensation plans, welfare plans, stock purchase plans in which the employer payment is not subject to withholding tax, and deferred profit sharing plans.

c. TOTAL supplemental labor costs
not included in payroll during 1978
(Sum of lines a and b) →

053

\$

Section 8 - GROSS RECEIPTS FOR SERVICES PERFORMED <small>Report value of receipts for all services performed during 1978 in "a" and "b" below. Report value of receipts from the sale of any materials or products used in connection with the services performed in section 11. Report all other sales in section 12.</small>				Gross receipts for services performed during 1978			
				Dollars	Cents		
a. LANDSCAPE AND HORTICULTURAL SERVICES - If none, skip to c.							
(1) Landscape Counseling and Planning				810			
	07810	Landscape architects	\$				
	07811	Landscape counseling or planning					
(2) Lawn and Garden Services <small>Report total receipts for service fee charged during 1978. Report total receipts in section 11 for the cost of seeds planted, chemicals or fertilizer applied in connection with the services performed during 1978.</small>				820			
	07820	Lawn or garden services including planting, mowing, spraying, fertilizing, etc.	\$				
	07821	Cemetery upkeep or mowing highway center strips and edges, independent					
(3) Ornamental Shrub and Tree Services <small>Report total receipts for service fee charged during 1978. Report total receipts in section 11 for the cost of ornamental shrubs or trees planted and chemicals or fertilizer applied in connection with the services performed during 1978. If separate records are not kept for service fee charged and for the cost of material (seed, chemical and fertilizer) carefully prepared estimates will be acceptable.</small>				830			
	07830	Shrub and tree services, including planting, fertilizing, spraying, trimming, and surgery, except for public utility lines	\$				
	07831	Tree trimming for public utility lines, independent					
b. OTHER AGRICULTURAL SERVICES EXCLUDING LANDSCAPE AND HORTICULTURAL SERVICES <small>(Soil Preparation, Crop, Veterinary and Animal, Farm Management) - Specify _____</small>				832			
c. TOTAL gross receipts for all services performed (Sum of all dollar entries in section 8) →				\$			
Section 9 - LOCATION OF SERVICES PERFORMED DURING 1978 <small>List below all counties in which you or your establishment performed the activities reported in section 8 above. The principal county is the one from which the major part of the receipts from those activities was received. Receipts may be reported in either the dollar column (column c) or in column d as a percent of the total. Continue in "Remarks" section if necessary.</small>							
County name		State	Gross receipts for services (Report dollars OR percent)				
(a)		(b)	Dollars (c)	Cents	Percent (d)		
Principal county			851		852		
			\$				
Other counties			853		854		
			\$				
			855		856		
			\$				
Section 10 - LABOR AND PAYROLL FOR SERVICES PERFORMED DURING 1978 <small>If you reported any activities in section 8, complete this section. Report yourself as unpaid if you are the sole proprietor or a partner of this establishment. If it is a corporation and you are on the payroll, report yourself as a paid employee.</small>							
		Number of unpaid workers (including unpaid family members) working -		Number of paid employees (including paid family members) working -		Payroll before deductions	
		150 days or more	Less than 150 days	150 days or more	Less than 150 days	Dollars	Cents
a. Landscape and horticultural services		882	883	884	885	\$	
b. SEASONAL VARIATION - For all of the workers included above (paid and unpaid), report the number working during the pay period which includes the 12th day of each month shown.		Number of workers					
		March	June	September	December		
(1) Paid		887	888	889	890		
(2) Unpaid		891	892	893	894		
Section 11 - GROSS RECEIPTS FROM PRODUCTS PROVIDED IN CONNECTION WITH SERVICES PERFORMED DURING 1978 <small>Report product sales in section 12.</small>							
						Dollars	Cents
a. Fertilizer or lime spread						895	
						\$	
b. Insecticides, pesticides, or herbicides applied						896	
						\$	
c. Seeds, ornamental shrubs, or trees planted						900	
						\$	
d. TOTAL gross receipts (Sum of dollars entered in "a" through "c") →						901	
						\$	

Section 12 – OTHER OPERATIONS PERFORMED DURING 1978

List all operations, other than those reported in section 8 performed during 1978 by the individual or establishment identified in the address box. Include any business activities, farming, nonagricultural operations, sales of merchandise, etc., NOT in connection with services performed in section 8. Report the number of paid employees and the gross receipts from such other operations.

NOTE: If no other operations were performed, mark (X) this box and go to section 13.



List of operations	Number of paid employees working –		Gross receipts for 1978	
	150 days or more	Less than 150 days	Dollars	Cents
	902	903	904	
			\$	
	905	906	907	
			\$	
	908	909	910	
			\$	

If this establishment is a corporation or more than \$50,000 was reported in section 5, answer sections 13, 14, and 15. If not, SKIP to section 16.

Section 13 – CAPITAL EXPENDITURES FOR THIS ESTABLISHMENT DURING 1978 (EXCLUDING LAND AND MINERAL RIGHTS)

- Report all capital expenditures actually made during 1978 for this establishment, including major alterations, capitalized repairs, and improvements. "Capital expenditures" refer to all costs that are chargeable to property accounts for which depreciation or amortization accounts are ordinarily maintained.
- Include the cost of all improvements and new construction at this establishment which were in progress but had not been completed at the end of 1978. (For example, cost for animal hospitals, packing sheds, cotton gins, warehouses, etc., and improvements to establishment sites such as fences, storage facilities, etc.) Include expenditures made by your company (or any of its subsidiaries) for structures which, upon completion, were or are to be sold and leased back to this establishment.
- Include expenditures for new machinery and equipment such as forklifts, conveyors, tractors, mechanical planters, harvesters, sprayers, dusters (including airplane dusters), fruit packing equipment, automobiles, etc., primarily used in performing services.
- Include transfers of used plant and equipment to your establishment from other establishments of your company.
- Exclude the cost of land and mineral rights. Exclude the cost of maintenance and repairs charged as current operating expense. Exclude capital expenditures made by outside owners of property rented or leased to this establishment. Exclude capital expenditures made by this establishment for other locations of your company.

Type of capital expenditures:	Dollars	Cents
a. New structures and additions to your service establishments	911	
	\$	
b. New machinery and new equipment	912	
	\$	
c. Used plant and used equipment acquired from others (including transfers from other establishments of your company)	913	
	\$	
d. TOTAL CAPITAL EXPENDITURES DURING 1978 (Sum of lines a, b, and c) →	914	
	\$	

Section 14 – CHANGES IN GROSS VALUE OF DEPRECIABLE ASSETS OF THIS ESTABLISHMENT DURING 1978

- Report the changes in gross value of depreciable assets of this establishment for which depreciation or amortization accounts are ordinarily maintained. "Gross value" represents the acquisition cost (original cost or other basis) to your company of such depreciable assets. Include all depreciable assets (buildings, structures, machinery, equipment, etc.), and all amortizable fixed assets. Include all improvements and new construction "in progress" during 1978 but not yet completed at the end of 1978. Also include the value of depreciable assets owned by this establishment but leased or rented to other companies. Include the value of depreciable assets owned by your company or any of its subsidiaries but "leased" to this establishment.
- Exclude the value of depreciable assets at other locations of your company (or any of its subsidiaries) for which this establishment maintains records.

	Dollars	Cents
a. Gross value of depreciable assets at BEGINNING of 1978	915	
	\$	
b. Total capital expenditures during 1978 (Copy figure from section 13, item d)	916	
	\$	
c. Gross value of depreciable assets sold, retired, transferred, scrapped, or destroyed during 1978	917	
	\$	
d. Gross value of depreciable assets at END of 1978. (Should equal lines a+b-c. If not, please explain in "Remarks.") →	918	
	\$	

Section 15 – EXPENDITURES FOR ELECTRICITY, GASOLINE, PETROLEUM, AND OTHER FUELS PURCHASED DURING 1978

- a. Gasoline
- b. Diesel fuel
- c. LP gas, butane, propane
- d. Motor oil, grease, piped gas, kerosene, and fuel oil

Estimated expenditures for 1978	
Dollars	Cents
919	
\$	
920	
\$	
921	
\$	
922	
\$	

- e. Electricity purchased

Kilowatt hours	Dollars	Cents
923	924	
	\$	

Section 16 – CHECKS to assure a complete and accurate report

The Bureau of the Census reviews your report for omissions, inconsistencies, and unusual ratios. To reduce the possibility of correspondence about some problem, please make the following checks before returning your report.

- (1) Review the report carefully to see that no items are omitted for the year being covered.
- (2) Correct your report for any errors you find and explain unusual figures in "Remarks."

Consistency checks	Calculation required for each check	Answer
Section 5	If section 5 is completed, have sections 8 and 11 been completed?	<input type="checkbox"/> YES <input type="checkbox"/> NO – Please complete
Total for section 5	Does the sum of the totals in sections 8, 11, and 12 equal the total for section 5?	<input type="checkbox"/> YES <input type="checkbox"/> NO – Please refigure
Payroll	Does the entry for section 6a equal the total of section 10a?	<input type="checkbox"/> YES <input type="checkbox"/> NO – Please explain in "Remarks" section.
Total for section 8	Do all dollar entries in section 8 add to total entered in section 8c?	<input type="checkbox"/> YES <input type="checkbox"/> NO – Please refigure

Section 17 – SIGNATURE (Please check your answers, then sign below.)

Date

Telephone

Area code

Number

Signature

PENALTY FOR FAILURE TO REPORT
DUE DATE: February 15, 1979

Form Approved: O.M.B. No. 41-578030

NOTICE - Response to this inquiry is required by law (title 13, U.S. Code). By the same law YOUR REPORT TO THE CENSUS BUREAU IS CONFIDENTIAL. It may be seen only by sworn Census employees and may be used only for statistical purposes. Your report CANNOT be used for purposes of taxation, investigation, or regulation. The law also provides that copies retained in your files are immune from legal process.

FORM 78-A40D
(5-26-78)U.S. DEPARTMENT OF COMMERCE
BUREAU OF THE CENSUS

CENSUS OF SOIL PREPARATION AND CROP SERVICES, VETERINARY AND ANIMAL SERVICES, FARM LABOR AND MANAGEMENT SERVICES, LANDSCAPE AND HORTICULTURAL SERVICES
Agricultural Services

Important - Please read

- Please answer the questions on the form and return it by February 15, 1979.
- This report should cover the calendar year 1978. If book figures are not available, carefully prepared estimates are acceptable.
- If you correspond with us regarding your report, please use the Census File Number shown in the address box.
- CENTS ARE NOT REQUIRED, however, please use the space provided if you wish to enter them.

(Please correct any error in name and address including ZIP code)

CENSUS USE ONLY	010	011	012	013	014	015	COMPLETE AND RETURN TO	BUREAU OF THE CENSUS 1201 East Tenth Street Jeffersonville, Indiana 47132

Section 1 - BUSINESS OR ACTIVITY

Mark (X) the ONE box which best describes your principal activity and list your principal products or services

- 1 ☐ Soil preparation services (plowing, fertilizing, or weed control prior to planting, etc.)
- 2 ☐ Crop services (planting; cultivating; disease, insect, or weed control; harvesting; cotton ginning; preparation of crops for market; etc.)
- 3 ☐ Veterinary services by licensed practitioners

- 4 ☐ Animal services, except veterinary (artificial insemination; boarding, showing, training, or grooming of animals; etc.)
- 5 ☐ Farm labor and management services (labor contractors, crew leaders, managers, citrus caretakers, etc.)

- 6 ☐ Landscape and horticultural services (planting, planning, or caring of lawns, gardens, shrubs, trees, etc.)
- 7 ☐ Other - Specify activity _____

Description of major activity or principal products or services

Description of major activity or principal products or services	

Section 2 - EMPLOYER IDENTIFICATION NUMBER

Is the Employer Identification (EI) Number printed in the upper right of the address box the SAME as that used by this establishment on your latest 1978 Employer's Quarterly Federal Tax Return, Treasury Form 941?

016

1 ☐ YES2 ☐ NO - Enter current EI number

017

Section 3 - TYPE OF ORGANIZATION

018

Mark (X) the box which best describes the way the business was operated during 1978

1 ☐ Individual2 ☐ Partnership3 ☐ Corporation4 ☐ Other - Describe _____

Section 4 - PERIOD OPERATED DURING 1978

a. Was this establishment in business at the end of 1978?

019

1 ☐ YES2 ☐ NO

■ If establishment was inactive during December 1978 due to seasonal or part-time operations, answer "Yes" unless it was not owned at the end of the year.

b. How many months during 1978 did you own this establishment?

Number of months

021

Section 5 - DOLLAR VOLUME OF BUSINESS

- INCLUDE only receipts from customers, excise taxes and sales taxes, total charges for services or for the use of facilities, and merchandise sold, whether or not payment was received in 1978.
- DO NOT INCLUDE commissions from vending machine operations, real estate rental, interest, sale of real estate, and other non-operating income.

	Dollars	Cents
Receipts from services and sale of merchandise in 1978	031	
\$		

Section 6 - PAYROLL

Lines a and b - Report the gross earnings paid in calendar year to employees prior to such deductions as employee's Social Security contributions, withholding taxes, group insurance premiums, union dues, and savings bonds. Include in gross earnings all wages, salaries, commissions, dismissal pay, paid bonuses, vacation and sick-leave pay, and the cash equivalent of compensation paid-in-kind. If a corporation, include salaries of officers; if an unincorporated concern, exclude payments to proprietors or partners.

	Dollars	Cents
a. Total ANNUAL payroll in 1978 before deductions	041	
\$		
b. Payroll for the FIRST QUARTER of 1978	042	
\$		

Section 7 - SUPPLEMENTAL LABOR COSTS NOT INCLUDED IN PAYROLL DURING 1978

- a. **Legally Required Labor Expenditures During 1978** - Report payments for all programs required under Federal and State legislation such as: Federal Old Age Survivors Insurance, unemployment compensation, workmen's compensation, and State temporary disability payments. Include employer payments only.
- b. **Voluntary Labor Expenditures During 1978** - Report the cost of all programs not specifically required by Federal or State legislation. For programs financed jointly by employer and employee contributions, include only the employer payments. Include employer payments for: insurance premiums on hospital and medical plans; life insurance premiums; and premiums on supplementary accident and sickness insurance. In reporting payments for insurance, report net payments, i.e., gross payments less any offsetting dividends, refunds, or other reductions in premiums.
- Also include payments or allocations for all pension plans regardless of method of administration, supplemental unemployment compensation plans, welfare plans, stock purchase plans in which the employer payment is not subject to withholding tax, and deferred profit sharing plans.

	Dollars	Cents
a. Legally required labor expenditures during 1978	051	
\$		
b. Voluntary labor expenditures during 1978	052	
\$		
c. TOTAL supplemental labor costs not included in payroll during 1978 (Sum of lines a and b)	053	
\$		

Section 8 - GROSS RECEIPTS FOR SERVICES PERFORMED				Gross receipts for services performed during 1978		
Report value of receipts for all services performed during 1978 in "a" through "f" below. Report value of receipts from the sale of any materials or products used in connection with the services performed in section 11. Report all other sales in section 12.				Dollars	Cents	
a. SOIL PREPARATION SERVICES - If none, skip to b.			Number of acres			
Report value of receipts for chemicals, fertilizer, or lime applied in section 11.	07110	Plowing or land breaking	110	111		
	07111	Harrowing or seed bed preparation	112	113		
	07112	Fertilizer and lime spreading before planting	114	115		
	07113	Weed control before planting	116	117		
	07119	Other - Specify _____	118	119		
	b. CROP SERVICES - If none, skip to c.					
(1) Planting, Cultivating, and Protection Report value of receipts for chemicals, fertilizer, or lime applied in section 11.	07210	Planting with or without fertilizer	200	201		
	07211	Fertilizer spreading (only) after planting	202	203		
	07212	Aerial dusting and spraying for disease and insect control with or without fertilizer (includes seeding)	204	205		
	07213	On-ground dusting and spraying for disease and insect control with or without fertilizer	206	207		
	07214	Weed control after planting	208	209		
	07215	Citrus grove cultivation or maintenance	210	211		
	07216	Cultivation, mechanical and flame, other than citrus grove.	212	213		
	07217	Pruning of orchards or vineyards	214	215		
	07218	Irrigation services, custom	216	217		
	07219	Other - Specify _____	218	219		
(2) Harvesting, Primarily by Machine	07220	Corn for all purposes	220	221		
	07221	Wheat or other small grains (combining)	222	223		
	07222	Cotton	224	225		
	07223	Fruits or berries	226	227		
	07224	Vegetables	228	229		
	07225	Soybeans, other beans, peas, or peanuts	230	231		
	07226	Hay (mowing, raking, baling, or chopping)	232	233		
	07229	Other - Specify _____	234	235		
	(3) Preparation for Market	07230	Corn shelling or drying		236	
		07231	Crop drying other than corn		237	
07232		Grain grinding and mixing		238		
07233		Bean or grain cleaning		239		
07234		Cotton seed delinting		240		
07235		Packaging fresh or farm-dried fruits or vegetables		241		
07236		Sorting, grading, or packing of fruits or berries		242		
07237		Sorting, grading, or packing of vegetables		243		
07239		Other - Specify _____		244		
(4) Cotton Ginning Report value of receipts for bagging and ties in section 11. Report sales of cottonseed and bales of cotton in section 12.			Number of bales			
	07240	Cotton ginning	245	246		
	07241	Cotton pickery	247	248		
	07249	Other - Specify _____	249	250		
c. VETERINARY SERVICES - If none, skip to d.						
(1) Veterinary Services for Cattle, Hogs, Sheep, Goats, and Poultry Report value of receipts for drugs and medicines prescribed and semen in section 11.	07410	Professional services		410		
	07411	Hospital care		411		
	07412	Artificial insemination		412		
	07419	Other - Specify _____		419		
(2) Veterinary Services for Dogs, Cats, Horses, Bees, Fish, Rabbits, Other Fur-Bearing Animals, Birds (Except Poultry) and Other Pets Report value of receipts for drugs and medicines prescribed and semen in section 11.	07420	Professional services		420		
	07421	Hospital care		421		
	07422	Artificial insemination		422		
	07429	Other - Specify _____		429		

Section 8 – GROSS RECEIPTS FOR SERVICES PERFORMED – Continued				Gross receipts for services performed during 1978	
Report value of receipts for all services performed during 1978 in "a" through "f" below. Report value of receipts from the sale of any materials or products used in connection with the services performed in section 11. Report all other sales in section 12.				Dollars	Cents
d. ANIMAL SERVICES, EXCEPT VETERINARY – If none, skip to e.					
(1) Animal Services for Cattle, Hogs, Sheep, Goats, and Poultry <i>Report value of receipts for semen in section 11.</i>	07510	Artificial insemination and breeding, except by veterinarians	\$ 510		
	07511	Dairy herd improvement associations	\$ 511		
	07512	Pedigree record services	\$ 512		
	07513	Slaughtering for individuals	\$ 513		
	07514	Sheep dipping and shearing	\$ 514		
	07515	Livestock vaccinating, except by veterinarians	\$ 515		
	07516	Poultry services – poultry catching or cleaning coops	\$ 516		
	07519	Other – Specify	\$ 519		
(2) Animal Services For Dogs, Cats, Horses, Bees, Fish, Rabbits, Other Fur-Bearing Animals, Birds (Except Poultry), and Other Pets <i>Report value of receipts for semen in section 11.</i>	07520	Artificial insemination and breeding, except by veterinarians	\$ 520		
	07521	Boarding, showing, or training of horses, including race horses	\$ 521		
	07522	Boarding, showing, training, or grooming of dogs and cats	\$ 522		
	07523	Pedigree record services	\$ 523		
	07529	Other – Specify	\$ 529		
e. FARM LABOR AND MANAGEMENT SERVICES – If none, skip to f.					
(1) Farm Labor Contractors and Crew Leaders	07610	Farm labor contractors	\$ 610		
	07611	Crew leaders	\$ 611		
(2) Farm Management Services (Complete maintenance and management)	07620	Citrus grove	\$ 620		
	07621	Orchard or vineyard	\$ 621		
	07629	Other – Specify	\$ 629		
f. LANDSCAPE AND HORTICULTURAL SERVICES – If none, skip to g.					
(1) Landscape Counseling and Planning	07810	Landscape architects	\$ 810		
	07811	Landscape counseling or planning	\$ 811		
(2) Lawn and Garden Services <i>Report value of receipts for seeds planted and chemicals or fertilizer applied in section 11.</i>	07820	Lawn or garden services including planting, mowing, spraying, fertilizing, etc.	\$ 820		
	07821	Cemetery upkeep or mowing highway center strips and edges, independent	\$ 821		
(3) Ornamental Shrub and Tree Services <i>Report value of receipts for ornamental shrubs or trees planted and chemicals or fertilizer applied in section 11.</i>	07830	Shrub and tree services, including planting, fertilizing, spraying, trimming, and surgery, except for public utility lines	\$ 830		
	07831	Tree trimming for public utility lines, independent	\$ 831		
g. TOTAL gross receipts for all services performed (Sum of all dollar entries in section 8)			\$ 849		
Section 9 – LOCATION OF SERVICES PERFORMED DURING 1978					
List below the counties in which you or your establishment performed the activities reported in section 8 above. Receipts may be reported in either the dollar column (column c) or in column d as a percent of the total. Continue in "Remarks" section if necessary.					
County name (a)	State (b)	Gross receipts for services (Report dollars OR percent)			
		Dollars (c)	Cents	Percent (d)	
Principal county		\$ 851		\$ 852	
Other counties		\$ 853		\$ 854	
		\$ 855		\$ 856	
Section 10 – LABOR AND PAYROLL FOR SERVICES PERFORMED DURING 1978					
If you reported any activities in section 8, complete this section. Report yourself as unpaid if you are the sole proprietor or a partner of this establishment. If it is a corporation and you are on the payroll, report yourself as a paid employee.					
a. Soil preparation services	857	858	859	860	861
b. Crop services	862	863	864	865	866
c. Veterinary services	867	868	869	870	871
d. Animal services, except veterinary	872	873	874	875	876
e. Farm labor and management services	877	878	879	880	881
f. Landscape and horticultural services	882	883	884	885	886
g. SEASONAL VARIATION – For all of the workers included above (paid and unpaid), report the number working during the pay period which includes the 12th day of each month shown.					
(1) Paid		(2) Unpaid			
		Number of workers			
		March	June	September	December
		887	888	889	890
		891	892	893	894
Section 11 – GROSS RECEIPTS FROM PRODUCTS PROVIDED IN CONNECTION WITH SERVICES PERFORMED DURING 1978					
Report product sales in section 12					
a. Fertilizer or lime spread					
b. Insecticides, pesticides, or herbicides applied					
c. Bagging and ties for cotton ginned					
d. Drugs and medicines prescribed					
e. Semen					
f. Seeds, ornamental shrubs, or trees planted					
g. TOTAL gross receipts (Sum of dollars entered in "a" through "f")			\$ 901		

Section 12 – OTHER OPERATIONS PERFORMED DURING 1978

List all operations, other than those reported in section 8 performed during 1978 by the individual or establishment identified in the address box. Include any business activities, farming, nonagricultural operations, sales of merchandise, etc., NOT in connection with services performed in section 8. Report the number of paid employees and the gross receipts from such other operations.

NOTE: If no other operations were performed, mark (X) this box and go to section 13.



List other operations	Number of paid employees working –		Gross receipts for 1978	
	150 days or more	Less than 150 days	Dollars	Cents
	902	903	904	
			\$	
	905	906	907	
			\$	
	908	909	910	
			\$	

If this establishment is a corporation or more than \$50,000 was reported in section 5, answer sections 13, 14, and 15. If not, SKIP to section 16.

Section 13 – CAPITAL EXPENDITURES FOR THIS ESTABLISHMENT DURING 1978 (EXCLUDING LAND AND MINERAL RIGHTS)

- Report all capital expenditures actually made during 1978 for this establishment, including major alterations, capitalized repairs, and improvements. "Capital expenditures" refer to all costs that are chargeable to property accounts for which depreciation or amortization accounts are ordinarily maintained.
- Include the cost of all improvements and new construction at this establishment which were in progress but had not been completed at the end of 1978. (For example, cost for animal hospitals, packing sheds, cotton gins, warehouses, etc., and improvements to establishment sites such as fences, storage facilities, etc.) Include expenditures made by your company (or any of its subsidiaries) for structures which, upon completion, were or are to be sold and leased back to this establishment.
- Include expenditures for new machinery and equipment such as forklifts, conveyors, tractors, mechanical planters, harvesters, sprayers, dusters (including airplane dusters), fruit packing equipment, automobiles, etc., primarily used in performing services.
- Include transfers of used plant and equipment to your establishment from other establishments of your company.
- Exclude the cost of land and mineral rights. Exclude the cost of maintenance and repairs charged as current operating expense. Exclude capital expenditures made by outside owners of property rented or leased to this establishment. Exclude capital expenditures made by this establishment for other locations of your company.

Type of capital expenditures:	Dollars	Cents
a. New structures and additions to your service establishments	911	
	\$	
b. New machinery and new equipment	912	
c. Used plant and used equipment acquired from others (including transfers from other establishments of your company)	913	
d. TOTAL CAPITAL EXPENDITURES DURING 1978 (Sum of lines a, b, and c) →	914	
	\$	

Section 14 – CHANGES IN GROSS VALUE OF DEPRECIABLE ASSETS OF THIS ESTABLISHMENT DURING 1978

- Report the changes in gross value of depreciable assets of this establishment for which depreciation or amortization accounts are ordinarily maintained. "Gross value" represents the acquisition cost (original cost or other basis) to your company of such depreciable assets. Include all depreciable assets (buildings, structures, machinery, equipment, etc.), and all amortizable fixed assets. Include all improvements and new construction "in progress" during 1978 but not yet completed at the end of 1978. Also include the value of depreciable assets owned by this establishment but leased or rented to other companies. Include the value of depreciable assets owned by your company or any of its subsidiaries but "leased" to this establishment.
- Exclude the value of depreciable assets at other locations of your company (or any of its subsidiaries) for which this establishment maintains records.

	Dollars	Cents
a. Gross value of depreciable assets at BEGINNING of 1978	915	
	\$	
b. Total capital expenditures during 1978 (Copy figure from section 13, item d)	916	
c. Gross value of depreciable assets sold, retired, transferred, scrapped, or destroyed during 1978	917	
d. Gross value of depreciable assets at END of 1978 (Should equal lines a+b-c. If not, please explain in "Remarks.") →	918	
	\$	

Section 15 – EXPENDITURES FOR ELECTRICITY, GASOLINE, PETROLEUM, AND OTHER FUELS PURCHASED DURING 1978

- Gasoline
- Diesel fuel
- LP gas, butane, propane
- Motor oil, grease, piped gas, kerosene, and fuel oil
- Electricity purchased

Estimated expenditures for 1978	
Dollars	Cents
919	
\$	
920	
\$	
921	
\$	
922	
\$	
923	
\$	

Section 16 – CHECKS to assure a complete and accurate report

The Bureau of the Census reviews your report for omissions, inconsistencies, and unusual ratios. To reduce the possibility of correspondence about some problem, please make the following checks before returning your report.

- (1) Review the report carefully to see that no items are omitted for the year being covered.
(2) Correct your report for any errors you find and explain unusual figures in "Remarks."

Consistency checks	Calculation required for each check	Answer
Section 5	If section 5 is completed, have sections 8 and 11 been completed?	<input type="checkbox"/> YES <input type="checkbox"/> NO – Please complete
Total for section 5	Does the sum of the totals in sections 8, 11, and 12 equal the total for section 5?	<input type="checkbox"/> YES <input type="checkbox"/> NO – Please refigure
Payroll	Does the entry for section 6a equal the sum of section 10 "a" through "f"?	<input type="checkbox"/> YES <input type="checkbox"/> NO – Please explain in "Remarks" section
Total for section 8	Do all dollar entries in section 8 add to total entered in section 8g?	<input type="checkbox"/> YES <input type="checkbox"/> NO – Please refigure

Remarks – Attach a separate sheet if necessary.

Section 17 – SIGNATURE (Please check your answers, then sign below.)

Signature _____

Date _____

Telephone _____

Area code _____

Number _____

78-A40A-L1
(6-78)



UNITED STATES DEPARTMENT OF COMMERCE
Bureau of the Census
Washington, D.C. 20233

OFFICE OF THE DIRECTOR

Reply to:

BUREAU OF THE CENSUS
1201 EAST TENTH STREET
JEFFERSONVILLE, INDIANA 47132

**FROM THE DIRECTOR
BUREAU OF THE CENSUS**

Information on soil preparation services, crop services, cotton ginning, and other agricultural services is collected once every 5 years by the Bureau of the Census. Since services of this type are rapidly increasing, complete and timely data are essential for evaluating their influence on the Nation's economy.

The enclosed report form is sent to you under authority of an Act of Congress (title 13, U.S. Code), which requires filing of the report with the Bureau of the Census. The same law specifies that your report is confidential, will be seen only by sworn Census employees, and will be used solely for statistical purposes.

Before completing the report, please read all instructions. If book figures are not available, reasonable estimates may be used. Your completing and returning the report form by February 15, 1979, will help us to publish the statistical information at an early date. If filing by this date creates an undue burden, a request for an extension may be sent to the address shown above. Include the 11-digit Census File Number (CFN) as shown in your address label in all correspondence to us.

Your cooperation in filing your report promptly will be greatly appreciated and will avoid additional requests and make possible more accurate and timely publication of the 1978 Census of Agricultural Services.

Sincerely,

MANUEL D. PLOTKIN

Enclosures



**1978
CENSUS OF
AGRICULTURE**

78-A40(B)-L2

January 23, 1979



UNITED STATES DEPARTMENT OF COMMERCE
Bureau of the Census
Washington, D.C. 20233

**FROM THE AGRICULTURE DIVISION
BUREAU OF THE CENSUS**

Many Veterinarians and Animal Specialists across the Nation have already completed and returned their report forms for the 1978 Census of establishments performing Veterinary, Other Animal and Animal Specialty Services. If you have done so, thank you for your promptness. You have helped us get an early start in tabulating the census results.

If you have not completed and returned your report form, this is to remind you that we would like to have it by February 15. For the census information to be complete for your county and State, we need a completed report form from everyone.

If you cannot complete your report form by February 15, please write us and request a time extension. Please write your request on the other side of this letter and send it to the address shown above.

If you did not perform any veterinary, other animal or animal specialty services in 1978, it is equally important for us to hear from you. Please complete the few items in section 1 of the report form so that we can clarify your status.

Thank you for your cooperation.

Sincerely,

ORVIN L. WILHITE
Chief, Agriculture Division

NOTE — If you should write us about your report, please enclose this letter or be sure to include in your letter the Census File Number which appears on the address label.



**1978
CENSUS OF
AGRICULTURE**

78-A40C-L3

February 13, 1979



UNITED STATES DEPARTMENT OF COMMERCE
Bureau of the Census
Data Preparation Division
Jeffersonville, Indiana 47132

FROM THE AGRICULTURE DIVISION
BUREAU OF THE CENSUS

Have you mailed the completed 1978 census report form covering establishments performing Landscape Counseling and Planning, Lawn and Garden, and Ornamental Shrub and Tree Services?

Maybe your report has crossed this reminder in the mail. We hope so for we want it as soon as possible so that we can get on with the job of preparing and publishing county and State totals.

Let me explain why it is so vital that this census be complete and accurate. We know you have lots of problems these days — rising costs, fluctuating prices, shortages, etc. — and only a census can provide, county by county for the U.S., the information about these services that is so greatly needed.

Needed by whom? You may not know anyone who makes direct use of census information, but it is used extensively by many people and organizations who serve you.

Who are they? Among others, private industry, farmer organizations, Congress, government agencies, agricultural experiment stations and colleges, and all the businesses on whom you depend for the information, services, materials, and equipment you use.

Your answers, although COMPLETELY CONFIDENTIAL on an individual basis are needed to have accurate totals for your county. Please, if your report isn't in the mail, fill it out and send it back right away. Thank you very much.

Sincerely,

ORVIN L. WILHITE
Chief, Agriculture Division

If you should write us about your report, please enclose this letter or be sure to include in your letter the Census File Number (CFN) which appears on the address label.



1978
CENSUS OF
AGRICULTURE

78-A40D-L4

March 6, 1979



UNITED STATES DEPARTMENT OF COMMERCE
Bureau of the Census
Data Preparation Division
Jeffersonville, Indiana 47132

**FROM THE AGRICULTURE DIVISION
BUREAU OF THE CENSUS**

Here is a **SECOND COPY** of the report form for the 1978 Census of establishments performing Agricultural Services.

If you have filled out and recently mailed back the copy you received earlier, we thank you. We haven't received it as of today — perhaps it has crossed in the mail.

If you haven't returned your completed report, please fill out either one of the copies we have sent you, and mail it to us right away.

To make this important census complete and accurate we must have your response.

Your individual answers will be held **COMPLETELY CONFIDENTIAL**. They will be used only to produce county and State totals.

Please mail your report back to us just as soon as you can. We'll appreciate it very much.

Sincerely,

ORVIN L. WILHITE
Chief, Agriculture Division

Enclosure

NOTE — If you should write us about your report, please enclose this letter or be sure to include in your letter the Census File Number which appears on the address label.



**1978
CENSUS OF
AGRICULTURE**

78-A40A-L5

March 27, 1979



UNITED STATES DEPARTMENT OF COMMERCE
Bureau of the Census
Data Preparation Division
Jeffersonville, Indiana 47132

FROM THE AGRICULTURE DIVISION
BUREAU OF THE CENSUS

We've written you several times about the report for the 1978 census of establishments performing soil preparation, crop, and cotton ginning services. As I said in an earlier letter, to make this a complete census, we must have your filled-out report.

Let me assure you again; the same law (title 13, United States Code) that requires you to respond, also requires us to keep your individual information **CONFIDENTIAL**. Your report cannot be used, or even seen, by anyone but sworn Census employees.

Your report, along with those of your neighbors, will be used only to provide totals for your county and State, and for the United States.

Please send your completed report to us so we can get on with the big job of producing as quickly as possible the information that is needed from this census. We'll appreciate it, and those who need and use the figures to serve you will appreciate it even more.

Sincerely,

ORVIN L. WILHITE
Chief, Agriculture Division

NOTE — If you should write us about your report, please enclose this letter or be sure to include in your letter the Census File Number which appears on the address label.



1978
CENSUS OF
AGRICULTURE

78-A40B-L6

April 17, 1979



UNITED STATES DEPARTMENT OF COMMERCE
Bureau of the Census
Data Preparation Division
Jeffersonville, Indiana 47132

FROM THE AGRICULTURE DIVISION
BUREAU OF THE CENSUS

We have not received your report form for the 1978 census of establishments performing veterinary, other animal, and animal specialty services. I must now ask you to complete the form and mail it back to us within the next fifteen days.

You are one of the few who has not sent in the completed form. We must hear from you.

Remember, your report is required by law and will be used only to produce needed totals. Please read the Notice on the front of the report form.

Maybe you've misplaced the report forms sent you earlier. If so, here is another copy. Please fill it out and return it.

Thanks for your help in making this census what it must be — complete!

Sincerely,

ORVIN L. WILHITE
Chief, Agriculture Division

Enclosures

NOTE — If you should write us about your report, please enclose this letter or be sure to include in your letter the Census File Number which appears on the address label.



1978
CENSUS OF
AGRICULTURE

78-A40C-L7

May 8, 1979



UNITED STATES DEPARTMENT OF COMMERCE
Bureau of the Census
Data Preparation Division
Jeffersonville, Indiana 47132

**FROM THE AGRICULTURE DIVISION
BUREAU OF THE CENSUS**

Our records show that you have not yet complied with your legal obligation to file your report for the 1978 census of establishments performing landscape counseling and planning, lawn and garden, and ornamental shrub and tree services. This is the fifth followup letter that we have sent requesting your assistance.

The report is required by law and there are penalties for failure to report. Pertinent sections of the law are reproduced on the other side of this letter.

As stated in the instructions accompanying the form you received, estimates are acceptable if exact figures are not readily available.

Almost all establishments have responded. We will very much appreciate having your answers mailed back to us within five days so the census can be completed and the needed information published at an early date.

Sincerely,

ORVIN L. WILHITE
Chief, Agriculture Division

NOTE — If you should write us about your report, please enclose this letter or be sure to include in your letter the Census File Number which appears on the address label.



**1978
CENSUS OF
AGRICULTURE**

**EXCERPTS FROM TITLE 13, UNITED STATES CODE WHICH
RELATE TO THE CENSUS OF AGRICULTURE**

AUTHORITY TO CONDUCT CENSUS -- Section 142

- (a) The Secretary shall in 1979, in 1983, and in every fifth year beginning after 1983, take a census of agriculture.
- (c) The data collected in each of the censuses taken under this section shall relate to the year immediately preceding the year in which such census is taken.

AUTHORITY TO COLLECT PRELIMINARY AND SUPPLEMENTAL STATISTICS -- Section 193

In advance of, in conjunction with, or after the taking of each census provided for by this chapter, the Secretary may make surveys and collect such preliminary and supplementary statistics related to the main topic of the census as are necessary to the initiation, taking, or completion thereof.

MANDATORY PROVISIONS OF LAW

Section 221

- (a) Whoever, being over eighteen years of age, refuses or willfully neglects, when requested by the Secretary, or by any other authorized officer or employee of the Department of Commerce or bureau or agency thereof acting under the instructions of the Secretary or authorized officer, to answer, to the best of his knowledge, any of the questions on any schedule submitted to him in connection with any census or survey provided for by subchapters I, II, IV, and V of chapter 5 of this title, applying to himself or to the family to which he belongs or is related, or to the farm or farms of which he or his family is the occupant, shall be fined not more than \$100.
- (b) Whoever, when answering questions described in subsection (a) of this section, and under the conditions or circumstances described in such subsection, willfully gives any answer that is false, shall be fined not more than \$500.

Section 224

Whoever, being the owner, official, agent, person in charge, or assistant to the person in charge, of any company, business, institution, establishment, religious body, or organization of any nature whatsoever, neglects or refuses, when requested by the Secretary or other authorized officer or employee of the Department of Commerce or bureau or agency thereof, to answer completely and correctly to the best of his knowledge all questions relating to his company, business, institution, establishment, religious body, or other organization, or to records or statistics in his official custody, contained on any census or other schedule or questionnaire prepared and submitted to him under the authority of this title, shall be fined not more than \$500; and if he willfully gives a false answer to any such questions, he shall be fined not more than \$10,000.

CONFIDENTIALITY OF INFORMATION

Section 9

Neither the Secretary, nor any other officer or employee of the Department of Commerce or bureau or agency thereof, may, except as provided in section 8 of this title [which permits only the release of identifiable personal information to a respondent or the heir, successor or agent of such respondent] --

- (1) use the information furnished under the provisions of this title for any purpose other than the statistical purposes for which it is supplied; or
- (2) make any publication whereby the data furnished by any particular establishment or individual under this title can be identified; or
- (3) permit anyone other than the sworn officers and employees of the Department or bureau or agency thereof to examine the individual reports.

No department, bureau, agency, officer, or employee of the Government, except the Secretary in carrying out the purposes of this title, shall require, for any reason, copies of census reports which have been retained by any such establishment or individual. Copies of census reports which have been so retained shall be immune from legal process, and shall not, without the consent of the individual or establishment concerned, be admitted as evidence or used for any purpose in any action, suit, or other judicial or administrative proceeding.

Section 214

Whoever, being or having been an employee or staff member referred to in subchapter II of chapter I of this title, having taken and subscribed the oath of office, or having sworn to observe the limitations imposed by section 9 of this title, publishes or communicates any information, the disclosure of which is prohibited under the provisions of section 9 of this title, and which comes into his possession by reason of his being employed (or otherwise providing services) under the provisions of this title, shall be fined not more than \$5,000 or imprisoned not more than 5 years, or both.

DUE BY FEBRUARY 15, 1979

Form Approved: O.M.B. No. 41-578052

Form 78-A60
(8-21-78)U.S. DEPARTMENT OF COMMERCE
BUREAU OF THE CENSUS

CENSUS OF IRRIGATION SINGLE-BASIN ORGANIZATIONS

COMPLETE AND
RETURN TOBUREAU OF THE CENSUS
ATTN: Agriculture Division
Washington, D.C. 20233

AN IRRIGATION ORGANIZATION IS . . .

A group of individuals, a company, a governmental district or agency, or an individual that operates facilities to supply irrigation water to two or more farms or ranches, or store irrigation water. It may be either a formal, legal organization, or an informal or cooperative arrangement.

Section I - TYPE OF ORGANIZATION

1. During 1978 did this organization: (a) supply irrigation water to two or more users, (b) supply water to another irrigation organization, or (c) operate irrigation water storage facilities? (See "Who Should Fill Out This Form" in reference guide.)

☐ YES - Complete this report

☐ NO - Go to "Remarks" on last page, explain what connection, if any, the organization has with irrigation water, sign section XIII, and return this report to the Bureau of the Census.

2. Type of organization - Mark (X) the one box which best describes this organization

☐ Two or more neighbors or associates, a partnership, or unincorporated mutual or cooperative operating irrigation facilities

☐ Incorporated mutual or cooperative - a legally constituted corporation owned by the users, supplying water at cost

☐ District - irrigation, drainage, or other which provides irrigation service

☐ Commercial company which provides irrigation services

☐ Project operated by the U.S. Bureau of Reclamation

☐ Project operated by the U.S. Bureau of Indian Affairs

☐ City or town municipal system

☐ Other - Specify _____

Section II - SOURCE OF WATER IN 1978

3. Direct source(s) of water received by this irrigation system in 1978 - Mark (X) all boxes which apply. (See section II in reference guide.)

a. Directly from a supplier

☐ Another irrigation organization

☐ Municipal water system

☐ Other supplier

b. Directly from surface source

☐ Natural stream - Give name(s) _____

☐ Natural lake or pond - Give name(s) _____

☐ Reservoir - Give name(s) _____

☐ Drainage water (not drainage resulting from this organization's operation)

c. Directly from ground sources

☐ Pumped wells

☐ Springs

☐ Flowing wells

GO TO SECTION III

NOTICE - Response to this inquiry is required by law (title 13, U.S. Code). By the same law your report to the Census Bureau is confidential. It may be seen only by sworn Census employees and may be used only for statistical purposes. The law also provides that copies retained in your files are immune from legal process.

Please mention this Census File Number (the eleven digit number in the upper left hand corner of the address label) if you write to us about this report.

PLEASE RETURN THIS COPY AND ANY DUPLICATES WITH THE ENCLOSED MAP
(Please correct any error in name and address including ZIP code.)

CENSUS USE ONLY	S	C	R	SR	AU	USBR	USBA	RD
	033	034	035	036	037	038	039	040

Section III - EXCHANGE OF WATER WITH OTHER ORGANIZATIONS IN 1978

4. Was any water received from another organization? - Report water received directly from a canal, pipeline, or reservoir operated by another organization. Include water received via a natural channel from a storage reservoir with which this organization has a contract or agreement.

☐ YES - Give the following information

☐ NO - Go to item 5

Name and address of organization supplying water	Acre-feet obtained
a.	046
b.	047
CENSUS USE ONLY	048
	049

If more space is needed, continue in "Remarks" on page 4.

5. Was any water delivered by this organization into the system of another separately operated organization which assesses or collects water charges? - Include water delivered via a natural channel to another organization with which this organization has a contract or agreement.

☐ YES - Give the following information

☐ NO - Go to section IV

Name and address of organization receiving water	Acre-feet delivered
a.	050
b.	051
CENSUS USE ONLY	052
	053

If more space is needed, continue in "Remarks" on page 4.

Section IV - WATER USERS AND ACRES SERVED BY THIS ORGANIZATION IN 1978 (Excluding those served by organizations reported in item 5)

6. Water users served directly by this organization - Do not duplicate. Report users only once in the FIRST appropriate category.

a. Farms and ranches receiving water for irrigation ☐ None

b. Residential and domestic users - Report users, including farms and ranches using water ONLY for household use, lawns and gardens, or for livestock water ☐

c. Other users - municipal water systems, recreational organizations, public installations, industrial plants, etc. ☐

7. Land in farms and ranches served directly by this organization -

a. Acres irrigated in 1978 ☐ None

b. Acres developed for irrigation - Include land that could be irrigated with this organization's existing facilities if water were available. (See item 7b reference guide.) ☐

8. How did the acres irrigated in 1978 compare with the average acres irrigated during the 3-year period, 1975-1977? - Mark (X) one

☐ Much above average (50% or more)

☐ Above average (20% to 49%)

☐ Near average (within 20%)

☐ Below average (20% to 49%)

☐ Much below average (50% or more)

9. Estimate what percent of the acres irrigated in 1978 (acres reported in item 7a) were irrigated by each of the following methods:

a. Furrow or ditches ☐ None

b. Flooding ☐

c. Sprinkler system ☐

d. All other methods - Specify _____ ☐

Number of users
054
055
056

Acres
057
058

Percent of acres
060
061
062
063

CENSUS USE ONLY	064	065	066	067	068	069	070
--------------------	-----	-----	-----	-----	-----	-----	-----

Section IV - WATER USERS AND ACRES SERVED BY THIS ORGANIZATION IN 1978 - Continued

10. Acres of land taken out of production from this organization's service area since January 1970 due to -

	None	Acres
a. Salinity or alkalinity	<input type="checkbox"/>	071
b. Urbanization - residential, commercial, industrial, highways, rights-of-way, etc.	<input type="checkbox"/>	072
c. Poor drainage	<input type="checkbox"/>	073
d. Other - Specify	<input type="checkbox"/>	074

11. Did any of the farms and ranches served by this organization obtain additional irrigation water -

a. From their own well(s) or private surface source(s)?

☐ YES - Estimated number of farms and ranches 075 ☐ NO - Go to b

b. From any other organizations (district, company, community ditch, etc.)?

☐ YES - Estimated number of farms and ranches 076 ☐ NO - Go to item 12

If "Yes" give name(s) and address(es), of other organization(s) below.

Name	Address - Number and street	City and State	ZIP code

12. Estimate the amount of irrigation water applied from all sources, on land served by this organization. Report either a OR b.

a. Average quantity applied per acre - report to nearest tenth acre-foot 077 /10 Acre-feet

b. Average depth applied in inches 078 Inches

Section V - SUPPLY AND DISPOSITION OF WATER IN 1978

NOTE: Give your best estimate if measurements are not available.

13. Supply of water received by this organization - (Report water from the point it came under the control of this organization.)

a. From another organization's canal, pipe, or reservoir. Include water received via a natural channel from a storage reservoir with which this organization has a contract or agreement. (Total reported in item 4)

b. From surface sources (streams, lakes, reservoir, drainage ways)

c. From ground sources (pumped wells, flowing wells, and springs)

d. TOTAL WATER SUPPLY RECEIVED from all sources by this organization (ADD acre-feet for lines a, b, and c)

14. Disposition or use of water by this organization through - (Report water to the point it left the control of this organization)

a. Delivery directly to farms and ranches reported in item 6a for irrigating land - If you do not measure deliveries, deduct an estimate for conveyance loss

b. Delivery directly to individual users solely for residential or domestic use (Water users reported in item 6b)

c. Delivery to works of other irrigation organizations. Include water delivered via a natural channel to other organizations with which this organization has a contract or agreement. (Total of amount reported in item 5)

d. Delivery directly to industrial plants, municipal water systems, recreational organizations, public installations, etc. (Water users reported in item 6c)

e. All other releases from the irrigation conveyance system, including spillage of excess

f. Conveyance loss (estimated) due to evaporation and seepage. If none, please explain in "Remarks"

g. TOTAL WATER DELIVERED to users, released, or lost by this organization (Add acre-feet for lines a through f. This total should be the same as item 13d.)

ACRE-FEET (a)	QUANTITY OF WATER				Duration (No. of days) (e)
	Gallons per minute (b)	Cubic feet per second (c)	Miner's inches (d)		
079					
080					
081					
082					
083					
084					
085					
086					
087					
088	If not known in acre-feet, give Percent				%
089					

090

15. Was the amount of water delivered to farms and ranches in 1978 - Mark (X) one.

☐ 1 Much above normal (50% or more)?

☐ 2 Above normal (20% to 49%)?

☐ 3 Near normal (within 20%)?

☐ 4 Below normal (20% to 49%)?

☐ 5 Much below normal (50% or more)?

Section VI - IRRIGATION FACILITIES OF THIS ORGANIZATION IN 1978

16. Diversion dams operated - not storage reservoirs

17. Flowing wells which require no pumping

18. Pumped wells

a. Average depth to water at beginning of irrigation season

None	Number
<input type="checkbox"/>	091
<input type="checkbox"/>	092
<input type="checkbox"/>	093

Feet

094

19. Were any pumps used in this irrigation system?

☐ YES - Complete this item

☐ NO - Go to item 20

Total number (1)	Total pumping capacity (discharge) of all pumps Use either column (2) or (3)		Average vertical lift to discharge Feet (4)
	Gallons per minute (2)	Cubic feet per second (3)	
095	096	097	098
099	100	101	102
103	104	105	106

a. Pumps used on wells

b. Pumps on streams, reservoirs, lakes, or ponds (pumps used to divert water from surface source)

c. Other pumps (pumps used to relift water within system; pumps used for drainage)

Section VI – IRRIGATION FACILITIES OF THIS ORGANIZATION IN 1978 – Continued

	None	Length of all facilities		Length of larger facilities – 50 or more cubic feet per second (22,500 gallons per minute or more)	
		Miles	Tenths	Miles	Tenths
20. Length of conveyance facilities –					
a. Unlined canals, laterals, or ditches.	<input type="checkbox"/>	107		108	
b. Lined canals, laterals, or ditches, including flumes and siphons (Include concrete, asphalt, compacted earth, etc.)	<input type="checkbox"/>	109		110	
c. Pipelines.	<input type="checkbox"/>	111		112	
d. Drains maintained.	<input type="checkbox"/>	113			
e. Tunnels.	<input type="checkbox"/>	114			
			Feet		

Section VII – IRRIGATION WATER STORAGE RESERVOIRS OF THIS ORGANIZATION IN 1978

21. Did this organization have any water storage reservoirs in 1978? (Include shared reservoirs and reservoirs which are dry due to drought conditions; exclude dams solely for diversion.)
☐ YES – Complete this section ☐ NO – Go to section VIII

22. Did this organization have any ON or OFF-STREAM reservoirs with a capacity UNDER 1,000 ACRE-FEET?
☐ YES – Complete items a and b ☐ NO – Go to item 23

a. Number of reservoirs _____ Number

b. Total filled capacity of these reservoirs _____ Acre-feet

23. Did this organization have any ON-STREAM reservoirs with a capacity of 1,000 ACRE-FEET OR MORE (reservoirs filled chiefly by the stream across which the dam is built)? – Do not include simple diversion dams.
☐ YES – List each reservoir and fill columns (2) through (4) for each ☐ NO – Go to item 24

Name of reservoir (1)	Name of stream intersected (2)	Total filled capacity (exclude dead or unusable capacity) Acre-feet (3)	Stored water withdrawn or released from each reservoir in 1978 for irrigation use Acre-feet (4)
a.		118	119
b.		120	121
c.		122	123

If more space is needed, use the "Remarks" space or attach a separate sheet of paper.

24. Did this organization have any OFF-STREAM reservoirs with a capacity of 1,000 ACRE-FEET OR MORE (reservoirs filled chiefly by water conveyed through canals or pipes)?
☐ YES – List each reservoir and fill columns (2) through (6) for each ☐ NO – Go to section VIII

Name of reservoir (1)	Total filled capacity (exclude dead or unusable capacity) Acre-feet (2)	Water diverted into each reservoir in 1978 Acre-feet (3)	Stored water withdrawn or released from each reservoir in 1978 for irrigation use Acre-feet (4)	Amount of water in each reservoir as of –	
				Oct. 1, 1977 Acre-feet (5)	Oct. 1, 1978 Acre-feet (6)
a.	138	139	140	141	142
b.	143	144	145	146	147
c.	148	149	150	151	152

If more space is needed, use the "Remarks" space or attach a separate sheet of paper.

Section VIII – MEASUREMENT OF WATER IN 1978

25. Did this organization measure any of the water it received or delivered in 1978?
 188 ☐ YES – Complete this section ☐ NO – Go to section IX

26. What types of flow measuring devices were used? – Mark (X) all boxes which apply
 189 ☐ Weir or Parshall flume ☐ Propeller, cup or disk meter ☐ Orifice, venturi, or pitot tube ☐ Other – Specify _____

27. How often was measurement taken? – Mark (X) all boxes which apply
 190 ☐ Continuous recorder ☐ Random measurement

Periodic measurement – How often?
☐ Daily
☐ Weekly
☐ Monthly
☐ Other – Specify _____

28. What portion of water flowing at the following points was measured (approximate)?

	None	Percent
a. At entry into this system.	<input type="checkbox"/>	191 %
b. At delivery.	<input type="checkbox"/>	192 %
c. At release into natural channels.	<input type="checkbox"/>	193 %

Section IX – COST OF OPERATION AND MAINTENANCE IN 1978

29. Amount spent by this organization in 1978 for the operation, maintenance, and repair of irrigation equipment and facilities (excluding water purchased) – Include fuel, power, maintenance, ordinary repairs and replacements, and hired labor. Exclude improvements, additions, and the value of labor and materials furnished by owners or operators.
 CENTS NOT REQUIRED
 Dollars Cents
 194 \$

a. Fuel and Energy Expenditures – Of the amount reported in item 29 how much was spent for each of the following types of fuel to pump (lift) and deliver water to farms and ranches in 1978? Include fuel adjustment costs.

1. Natural gas.	<input type="checkbox"/>	195 \$
2. Electricity	<input type="checkbox"/>	196 \$
3. LP gas, butane, and propane	<input type="checkbox"/>	197 \$
4. Diesel oil	<input type="checkbox"/>	198 \$
5. Gasoline	<input type="checkbox"/>	199 \$
6. TOTAL FUEL AND ENERGY COSTS (Add dollars in items 1 through 5 and enter total here.)		200 \$

Section X - NEW CAPITAL INVESTMENT, 1970 THROUGH 1978 AND INDEBTEDNESS

Improvements to existing facilities, buildings, and equipment - Report only the amount you spent during calendar years 1970 through 1978 over and above what it would cost to replace the original with similar facilities or equipment.

New construction and added equipment - Report only additional facilities, buildings, or equipment.

Include only those facilities chargeable to irrigation and only the cost to this organization of works built jointly with another organization; include expenditures made by this organization with loans or funds obtained from the Bureau of Reclamation.

For construction in progress, include only that part performed during calendar years 1970 through 1978.

Exclude cost of ordinary repairs and replacements; expenditures for land, rights-of-way, and water rights; payments to the Bureau of Reclamation or other organizations for facilities already constructed.

Projects constructed by the Bureau of Reclamation and now operated by users should not report expenditures made directly by the Bureau. These expenditures will be obtained from that agency.

30. Were there any expenditures by this organization for construction of additional facilities, purchase of added equipment, or improvements to facilities or equipment for irrigation and drainage, between January 1, 1970 and December 31, 1978?

☐ YES - Complete this item

☐ NO - Go to item 31

Expenditures 1970 through 1978 CENTS NOT REQUIRED		
	Dollars	Cents
None		
a. Improvements to existing facilities, buildings, and equipment	\$	
b. New construction and added equipment	\$	
c. TOTAL COST of improvements and additions	\$	

31. Total indebtedness of this organization

a. Total indebtedness of this organization chargeable to irrigation and drainage as of December 31, 1978 - Include outstanding bonds, notes, repayment contracts, drought emergency loans, and construction obligations. Exclude current liabilities

CENTS NOT REQUIRED		
	Dollars	Cents
None		
204	\$	
205	\$	

b. Amount obligated to the U.S. Bureau of Reclamation (part of item (a) above)

Section XI - REVENUE OF THIS ORGANIZATION IN 1978 FROM WATER USERS AND OTHER ORGANIZATIONS

32. Money received by this organization in 1978 from water users or other irrigation organizations for operation and maintenance, or for repayment of construction cost on the irrigation system - Include collections made directly from other organizations for water purchased or stored and from users on the basis of charges, or assessments per acre, per share, per acre-foot, or on the basis of assessed valuation.

a. From farms and ranches

b. From residential and domestic water users

c. From other irrigation organizations

d. From other users - Specify

e. TOTAL RECEIVED FROM ALL USERS OF WATER (Add dollars in items a through d and enter total here.)

CENTS NOT REQUIRED		
	Dollars	Cents
None		
206	\$	
207	\$	
208	\$	
209	\$	
210	\$	

Section XII - LOCATION OF DIVERSION POINTS AND DELIVERY POINTS IN 1978

33. On the enclosed map locate the following features of your organization's operation. Please use the symbols indicated - red pencil preferred. BE SURE TO RETURN THE MAP WITH THIS QUESTIONNAIRE.

a. Diversion or pumping points from surface or ground sources or points where water from another organization enters works operated by this organization

b. Points where water is delivered to works operated by other irrigation organizations

c. Off-stream reservoirs (1,000 acre-feet or more capacity)

d. On-stream reservoirs (1,000 acre-feet or more capacity)

e. Land served directly by this organization

Symbols	CENSUS USE ONLY	
	State	Drainage Basin No.
△		
○		
Write name on map		
Write name on map		
Sketch in outline of area		

Remarks - Identify remarks by item number. (If more space is needed, attach a separate sheet of paper.)

Section XIII - CERTIFICATION

34. Person supplying information	Name	Title	Telephone	
	Mailing address - Number and street, city, and State		Area code	Number
			ZIP code	

DUE BY FEBRUARY 15, 1979

Form 78-A61
(8-31-78)U.S. DEPARTMENT OF COMMERCE
BUREAU OF THE CENSUS

CENSUS OF IRRIGATION

MULTI-BASIN ORGANIZATIONS

(Only sections that differ from single-basin organizations are shown)

Section III – EXCHANGE OF WATER WITH OTHER ORGANIZATIONS IN 1978					
4. Was any water received from another organization? – Report water received directly from a canal, pipeline, or reservoir operated by another organization. Include water received via a natural channel from a storage reservoir with which this organization has a contract or agreement.					
<input type="checkbox"/> YES – Give the following information <input type="checkbox"/> NO – Go to item 5					
Name and address of organization supplying water	Acre-feet obtained	Drainage Basin No.	Enter drainage basin number from map ↓		
a.					
b.					
If more space is needed continue in "Remarks" on page 4.					
5. Was any water delivered by this organization into the system of another separately operated organization which assesses or collects water charges? Include water delivered via a natural channel to another organization with which this organization has a contract or agreement.					
<input type="checkbox"/> YES – Give the following information <input type="checkbox"/> NO – Go to section IV					
Name and address of organization receiving water	Acre-feet delivered	Drainage Basin No.	Enter drainage basin number from map ↓		
a.					
b.					
If more space is needed continue in "Remarks" on page 4.					
Section IV – WATER USERS AND ACRES SERVED BY THIS ORGANIZATION IN 1978 (Excluding those served by organizations reported in item 5) Report by drainage basin number.					
6. Water users served directly by this organization – Do not duplicate. Report users, only once, in the FIRST appropriate category.	Enter drainage basin number from map →	D.B. No.	D.B. No.	D.B. No.	Total all basins
None					
Number of users					
a. Farms and ranches receiving water for irrigation.	<input type="checkbox"/>				
b. Residential and domestic users – Report users, including farms and ranches using water ONLY for household use, lawns and gardens, or for livestock water	<input type="checkbox"/>				
c. Other users – municipal water systems, recreational organizations, public installations, industrial plants, etc.	<input type="checkbox"/>				
Acres					
7. Land in farms and ranches served directly by this organization					
a. Acres irrigated in 1978.	<input type="checkbox"/>				
b. Acres developed for irrigation – Include land that could be irrigated with this organization's existing facilities if water were available	<input type="checkbox"/>				
Percent of acres irrigated					
8. Estimate what percent of the acres irrigated in 1978 (acres reported in item 7a) were irrigated by each of the following methods:					
a. Furrow or ditches	<input type="checkbox"/>	%	%	%	%
b. Flooding	<input type="checkbox"/>	%	%	%	%
c. Sprinkler system	<input type="checkbox"/>	%	%	%	%
d. All other methods – Specify	<input type="checkbox"/>	%	%	%	%
Acres taken out of production					
9. Acres of land taken out of production from this organization's service area since January 1970 due to –					
a. Salinity or alkalinity	<input type="checkbox"/>				
b. Urbanization – residential, commercial, industrial, highways, rights-of-way, etc.	<input type="checkbox"/>				
c. Poor drainage	<input type="checkbox"/>				
d. Other – Specify	<input type="checkbox"/>				

Section V – SUPPLY AND DISPOSITION OF WATER 1978
 NOTE: Give your best estimate if measurements are not available.

If your organization operates in more than one State, the spaces provided for entry of drainage basin numbers may also be used for entry of State names.

13. Supply of water received by this organization –
 (Report water from the point it came under the control of this organization.)

Enter drainage basin numbers from map →

	Report quantity of water by drainage basin Acre-feet			Total all basins Acre-feet
	D.B. number	D.B. number	D.B. number	
a. From another organization's canal, pipe, or reservoir (total reported in item 4) – Include water received via a natural channel from a storage reservoir with which this organization has a contract or agreement				
b. From surface sources (streams, lakes, on-stream reservoirs, drainage ways)				
c. From ground sources (pumped wells, flowing wells, and springs)				
d. TOTAL WATER SUPPLY RECEIVED from all sources by this organization (Add acre-feet for lines a, b, and c)				
e. Quantity of water imported into basin identified in column heading	+	+	+	+
From drainage basin number	(No.)	(No.)	(No.)	
f. Quantity of water exported out of basin identified in column heading	-	-	-	-
To drainage basin number	(No.)	(No.)	(No.)	
g. TOTAL WATER SUPPLY for storage or disposition in each drainage basin (Lines d plus e minus f.)				

14. Disposition or use of water by this organization through
 (Report water to the point it left the control of this organization)

a. Delivery directly to farms and ranches reported in item 6a for irrigating land –
 If you do not measure deliveries, deduct an estimate for conveyance loss

b. Delivery directly to individual users solely for residential or domestic use
 (Water users reported in item 6d)

c. Delivery to works of other irrigation organizations (Total of amounts reported
 in item 5) – Include water delivered via a natural channel to other organizations
 with which this organization has a contract or agreement

d. Delivery directly to industrial plants, municipal water systems, recreational
 organizations, public installations, etc. (Water users reported in item 6c)

e. All other releases from the irrigation conveyance system,
 including spillage of excess

f. Conveyance loss (estimated) due to evaporation and seepage –
 If none, please explain in "Remarks"

g. TOTAL WATER DELIVERED to users, released, or lost by this
 organization (Add acre-feet for lines a through f.
 This total should be the same as item 13g.)

Page 2

23. Did this organization have any ON-STREAM reservoirs with a capacity of 1,000 ACRE-FEET OR MORE (reservoirs filled chiefly by the
 stream across which the dam is built)? – Do not include simple diversion dams.

☐ YES – List each reservoir and fill columns (2) through (5) for each ☐ NO – Go to item 24

Enter drainage basin number from map →

Name of reservoir (1)	Name of stream intersected (2)	Total filled capacity (exclude dead or unusable capacity) Acre-feet (3)	Stored water withdrawn or released from each reservoir in 1978 for irrigation use Acre-feet (4)	Drainage Basin No. (5)
a.				
b.				
c.				

If more space is needed, use the "Remarks" space or attach a separate sheet of paper.

24. Did this organization have any OFF-STREAM reservoirs with a capacity of 1,000 ACRE-FEET OR MORE (reservoirs filled
 chiefly by water conveyed through canals or pipes)?

☐ YES – List each reservoir and fill columns (2) through (7) for each ☐ NO – Go to section VIII

Enter drainage basin number from map →

Name of reservoir (1)	Total filled capacity (exclude dead or unusable capacity) Acre-feet (2)	Water diverted into each reservoir in 1978 Acre-feet (3)	Stored water withdrawn or released from each reservoir in 1978 for irrigation use Acre-feet (4)	Amount of water in each reservoir as of –		Drainage Basin No. (7)
				Oct. 1, 1977 Acre-feet (5)	Oct. 1, 1978 Acre-feet (6)	
a.						
b.						
c.						

If more space is needed, use the "Remarks" space or attach a separate sheet of paper.

Page 3

78-A70-L1

January 23, 1979



UNITED STATES DEPARTMENT OF COMMERCE
Bureau of the Census
Washington, D.C. 20233

**FROM THE CHIEF, AGRICULTURE DIVISION
BUREAU OF THE CENSUS**

Many irrigation organizations have already completed and returned their report forms for the 1978 Census of Irrigation. If you are among this group, we thank you for your promptness.

If you have not completed your report form, please note that the due date is February 15, 1979. If filing by that date creates an undue burden, a request for extension may be sent to our office in Washington, D.C. In all correspondence to us, be sure to include the 11-digit Census File Number shown in your address label.

Sincerely,

ORVIN L. WILHITE



**1978
CENSUS OF
AGRICULTURE**

78-A61-L1A
(1-79)



UNITED STATES DEPARTMENT OF COMMERCE
Bureau of the Census
Washington, D.C. 20233

FROM THE AGRICULTURE DIVISION
BUREAU OF THE CENSUS

Included in the materials that were mailed to you for the 1978 Census of Irrigation was an extra, pink questionnaire (form 78-A61), labeled "This Form is FOR YOUR RECORDS." Through a printing error, not discovered until after your forms were mailed, page 2 was repeated in place of page 4.

The enclosed copy of page 4 will make it possible for you to keep a complete record of your census report in your files.

If you have any questions about your report, please call collect (301) 763-2300 or 763-2676.

We apologize for any inconvenience this error has caused you.

Sincerely,

ORVIN L. WILHITE
Chief, Agriculture Division

Enclosure



1978
CENSUS OF
AGRICULTURE

78-A63-L1
(8-78)



UNITED STATES DEPARTMENT OF COMMERCE
Bureau of the Census
Washington, D.C. 20233

OFFICE OF THE DIRECTOR

FROM THE DIRECTOR
BUREAU OF THE CENSUS

A census of irrigation is conducted each 10 years to provide current and anticipated needs for information about this important sector of our nation's economy.

Nationally, more water is consumed for irrigation than any other use. Sales from irrigated farms account for over one-quarter of all agricultural sales in the United States, yet only about ten percent of all farms are irrigated. Farmers, businesses associated with agriculture, and government agencies need information on the rapid changes occurring in irrigation. Major areas of interest are land irrigated, water users served, facilities operated, quantities of water used, energy requirements, and investment in facilities. This information may be used in making decisions which affect efficiency of water management, improvement of irrigation equipment, allocation of energy needs, or providing finances for new projects.

Please fill out the enclosed form and mail it back to us in the envelope provided by February 15th.

The enclosed Reference Guide provides definitions and guidelines which will help in completing the report form. If you have any further questions about your report and want to write us about it, complete as much of the census form as possible, enter your questions in the remarks space, and return the form to us.

We will appreciate your early response. It is vital to the accurate and timely publication of the 1978 Census of Irrigation.

Sincerely,

MANUEL D. PLOTKIN

Enclosures

NOTICE — Response to this inquiry is required by law (title 13, United States Code). By the same law YOUR REPORT TO THE CENSUS BUREAU IS CONFIDENTIAL. It may be seen only by sworn Census employees and may be used only for statistical purposes. Your report cannot be used for purposes of taxation, investigation, or regulation. The law also provides that copies retained in your files are immune from legal process.



1978
CENSUS OF
AGRICULTURE

78-A63-L2

February 15, 1979



UNITED STATES DEPARTMENT OF COMMERCE
Bureau of the Census
Washington, D.C. 20233

SECOND REQUEST

FROM THE CHIEF, AGRICULTURE DIVISION
BUREAU OF THE CENSUS

We have not as yet received your completed report form for the 1978 Census of Irrigation, which was mailed to you about 6 weeks ago. If it has been completed and returned to us, please accept our thanks for your important contribution to the success of this census.

If you have not already done so, please complete the questionnaire and mail it to us immediately. We must have replies from everyone who received an irrigation form if the census results are to be accurate and complete.

Your answers are COMPLETELY CONFIDENTIAL by law (title 13, U.S. Code). Your report can be seen only by Census employees and may be used only for statistical purposes.

If you have any questions about your report, complete as much of the census form as possible, enter your questions in the "Remarks" space and return the form to us.

Sincerely,

ORVIN L. WILHITE

IMPORTANT: In all correspondence, please include the Census File Number shown in the address label of your report form.



1978
CENSUS OF
AGRICULTURE

78-A63-L3

March 6, 1979



UNITED STATES DEPARTMENT OF COMMERCE
Bureau of the Census
Washington, D.C. 20233

THIRD REQUEST

FROM THE CHIEF, AGRICULTURE DIVISION
BUREAU OF THE CENSUS

Your response to the 1978 Census of Irrigation questionnaire mailed to you about 9 weeks ago is required by law (title 13, United States Code).

The same law assures that your individual report can be used only to produce statistical totals. It will be held in strictest confidence and cannot be shown to or used by anyone outside the Bureau of the Census for any purpose whatsoever.

Our records indicate that as of the above date we have not received your report. If you have mailed it in the last few days, it may have crossed in the mails and we thank you for your response.

If you have not yet mailed your report, please complete it and mail it to us right away. Your completed report is needed now to avoid delay in processing the census statistics on irrigation for your State.

Your cooperation is essential.

Sincerely,

ORVIN L. WILHITE

IMPORTANT: In all correspondence, please include the Census File Number shown in the address label of your report form.



1978
CENSUS OF
AGRICULTURE

78-A63-L4

March 27, 1979



UNITED STATES DEPARTMENT OF COMMERCE
Bureau of the Census
Washington, D.C. 20233

FOURTH REQUEST

FROM THE CHIEF, AGRICULTURE DIVISION
BUREAU OF THE CENSUS

We are very much concerned that we have not received your completed report for the 1978 Census of Irrigation. It is long overdue.

Practically all irrigation organizations have already returned their completed report. **Please take time to fill out your report and mail it to us immediately if you have not already done so.** This is essential so that we may soon publish complete results of the census.

Since your report form may have been lost, we are enclosing another copy for your use. A preaddressed envelope is also enclosed for your convenience.

The filing of this report is required by law (title 13, United States Code) and no exceptions can be made. Pertinent sections of the law are shown on the reverse side of this letter.

Sincerely,

ORVIN L. WILHITE

Enclosures

IMPORTANT: In all correspondence, please include the Census File Number shown in the address label of your report form.



1978
CENSUS OF
AGRICULTURE

**EXCERPTS FROM TITLE 13, UNITED STATES CODE WHICH
RELATE TO THE CENSUS OF AGRICULTURE**

AUTHORITY TO CONDUCT CENSUS — Section 142

- (a) The Secretary shall in 1979, in 1983, and in every fifth year beginning after 1983, take a census of agriculture.
- (b) In conjunction with the census to be taken under subsection (a) of this section in 1979, in 1988, and every tenth year beginning after 1988, the Secretary shall take a census of irrigation and drainage.
- (c) The data collected in each of the censuses taken under this section shall relate to the year immediately preceding the year in which such census is taken.

AUTHORITY TO COLLECT PRELIMINARY AND SUPPLEMENTAL STATISTICS — Section 193

In advance of, in conjunction with, or after the taking of each census provided for by this chapter, the Secretary may make surveys and collect such preliminary and supplementary statistics related to the main topic of the census as are necessary to the initiation, taking, or completion thereof.

MANDATORY PROVISIONS OF LAW

Section 221

- (a) Whoever, being over eighteen years of age, refuses or willfully neglects, when requested by the Secretary, or by any other authorized officer or employee of the Department of Commerce or bureau or agency thereof acting under the instructions of the Secretary or authorized officer, to answer, to the best of his knowledge, any of the questions on any schedule submitted to him in connection with any census or survey provided for by subchapters I, II, IV, and V of chapter 5 of this title, applying to himself or to the family to which he belongs or is related, or to the farm or farms of which he or his family is the occupant, shall be fined not more than \$100.
- (b) Whoever, when answering questions described in subsection (a) of this section, and under the conditions or circumstances described in such subsection, willfully gives any answer that is false, shall be fined not more than \$500.

Section 224

Whoever, being the owner, official, agent, person in charge, or assistant to the person in charge, of any company, business, institution, establishment, religious body, or organization of any nature whatsoever, neglects or refuses, when requested by the Secretary or other authorized officer or employee of the Department of Commerce or bureau or agency thereof, to answer completely and correctly to the best of his knowledge all questions relating to his company, business, institution, establishment, religious body, or other organization, or to records or statistics in his official custody, contained on any census or other schedule or questionnaire prepared and submitted to him under the authority of this title, shall be fined not more than \$500; and if he willfully gives a false answer to any such questions, he shall be fined not more than \$10,000.

CONFIDENTIALITY OF INFORMATION

Section 9

Neither the Secretary, nor any other officer or employee of the Department of Commerce or bureau or agency thereof, may, except as provided in section 8 of this title [which permits only the release of identifiable personal information to a respondent or the heir, successor or agent of such respondent] —

- (1) use the information furnished under the provisions of this title for any purpose other than the statistical purposes for which it is supplied; or
- (2) make any publication whereby the data furnished by any particular establishment or individual under this title can be identified; or
- (3) permit anyone other than the sworn officers and employees of the Department or bureau or agency thereof to examine the individual reports.

No department, bureau, agency, officer, or employee of the Government, except the Secretary in carrying out the purposes of this title, shall require, for any reason, copies of census reports which have been retained by any such establishment or individual. Copies of census reports which have been so retained shall be immune from legal process, and shall not, without the consent of the individual or establishment concerned, be admitted as evidence or used for any purpose in any action, suit, or other judicial or administrative proceeding.

Section 214

Whoever, being or having been an employee or staff member referred to in subchapter II of chapter I of this title, having taken and subscribed the oath of office, or having sworn to observe the limitations imposed by section 9 of this title, publishes or communicates any information, the disclosure of which is prohibited under the provisions of section 9 of this title, and which comes into his possession by reason of his being employed (or otherwise providing services) under the provisions of this title, shall be fined not more than \$5,000 or imprisoned not more than 5 years, or both.

78-A63-L5
(3-79)



UNITED STATES DEPARTMENT OF COMMERCE
Bureau of the Census
Washington, D.C. 20233

FIFTH REQUEST

**FROM THE AGRICULTURE DIVISION
BUREAU OF THE CENSUS**

A report form for the 1978 Census of Irrigation was sent to you the first of the year and a second form was sent about three weeks ago. Your irrigation organization is one of the few which have not yet sent in the completed form. We must have your report to insure that the census of irrigation is complete and accurate.

Please take time to fill it out and mail it to us immediately if you have not already done so. If figures are not readily available from your records, your best estimates are acceptable.

Your report, which is required by law (title 13, United States Code), can be used only to produce statistical totals. Your report will be completely confidential. It cannot be seen by anyone except sworn Census employees.

Each address in our mailing list has a different Census File Number (CFN) and each has to be accounted for. By completing and returning the form you will save the government the cost of any further contacts necessary to obtain your report.

If you are no longer associated with irrigation or have been mistakenly included on our mailing list it is equally important for us to hear from you. Please complete the few items in section 1 of the report so that we can clarify your status.

Sincerely,

ORVIN L. WILHITE
Chief, Agriculture Division

IMPORTANT: In all correspondence, please include the Census File Number shown in the address label of your form.



**1978
CENSUS OF
AGRICULTURE**

2. Purpose — Indicate the main function(s) of this unit, by marking the appropriate box(es). If two or more functions are performed, enter numbers 1, 2, 3, etc. to indicate size ranking.				Form Approved: O.M.B. No. 41-575071 U.S. DEPARTMENT OF COMMERCE BUREAU OF THE CENSUS	
<div style="display: flex; justify-content: space-between;"> <div style="width: 45%;"> 08 <input type="checkbox"/> Soil conservation 51 <input type="checkbox"/> Drainage of agricultural lands 64 <input type="checkbox"/> Irrigation, water conservation 63 <input type="checkbox"/> Flood control 91 <input type="checkbox"/> Domestic water supply 80 <input type="checkbox"/> Sewerage 02 <input type="checkbox"/> Cemetery 24 <input type="checkbox"/> Fire protection </div> <div style="width: 45%;"> 40 <input type="checkbox"/> Hospital 50 <input type="checkbox"/> Housing 52 <input type="checkbox"/> Library 61 <input type="checkbox"/> Parks, recreation 44 <input type="checkbox"/> Roads, bridges 09 <input type="checkbox"/> School buildings <input type="checkbox"/> Other — Specify _____ </div> </div>				FORM G-29 (1-23-76) 1977 CENSUS OF GOVERNMENTS LOCAL GOVERNMENTS DIRECTORY CARD (Special Districts)	
1. Address (Please correct any error in name and address including ZIP code)					
3. Employment — Number of paid employees of your government and their payroll for the one pay period which included October 15, 1976					
Type of employment	Number of employees	Payroll amount (Omit cents)	Length of pay period*	CENSUS USE ONLY	
Full-time		\$			
Part-time		\$			
*Indicate whether pay period reported is for a one-week, two-week, bi-monthly, or monthly period.				RETURN TO	
Please complete form on reverse side				Bureau of the Census 1201 East Tenth Street Jeffersonville, Indiana 47130	

4. Debt a. Amount of long-term debt your district had outstanding at end of fiscal year b. Enter the ending date of the fiscal year for which the above debt information is reported		Amount (Omit cents) _____ Month/day/year _____	7. District area (rough estimate will suffice) a. Report the amount of territory covered by this unit, if possible to the nearest tenth of a square mile b. Mark (X) the particular item which describes the area covered by this unit, and supply the related facts requested. (1) <input type="checkbox"/> An area with exactly the same boundaries as one particular county, city, village, borough, town, or township. <i>Specify that unit by its full name.</i> _____ (2) <input type="checkbox"/> An area consisting of two or more entire counties. <i>Specify county names.</i> _____ (3) <input type="checkbox"/> An area that includes some territory in two or more counties, but not all of the area in each of them. <i>Specify county names.</i> _____ (4) <input type="checkbox"/> None of the three preceding descriptions is applicable c. Does this district cover all or part of any city or cities of 25,000 or more population? <input type="checkbox"/> Yes — List city or cities → _____ <input type="checkbox"/> No _____	
5. District officials a. Governing body (board of trustees, directors, etc.) (1) Number of popularly elected members (2) Number of members, if any, selected by elected members, appointed, ex officio, etc. b. Does the district have any other POPULARLY ELECTED officials? 1 <input type="checkbox"/> No 2 <input type="checkbox"/> Yes — <i>Specify official titles</i> _____		Number _____ _____	6. Revenue powers — Mark (X) the appropriate box(es) to indicate the means of financing which are legally available to this unit (whether now used or not). 1 <input type="checkbox"/> District-wide property taxes (levied upon assessed valuations) 2 <input type="checkbox"/> Special assessments based on area, front footage, or value of properties benefited by particular improvements 3 <input type="checkbox"/> Charges for services or sales 4 <input type="checkbox"/> Grants from other governments	
INFORMATION SUPPLIED BY		Name and title		

2. Purpose — Indicate the main function(s) of this unit by marking the appropriate box(es). If two or more functions are performed, enter numbers — 1, 2, 3, etc., to indicate size ranking. <div style="display: flex; justify-content: space-between;"> <div style="width: 48%;"> 80 <input type="checkbox"/> Soil conservation 81 <input type="checkbox"/> Drainage of agricultural lands 64 <input type="checkbox"/> Irrigation, water conservation 63 <input type="checkbox"/> Flood control 91 <input type="checkbox"/> Domestic water supply 60 <input type="checkbox"/> Sewage 02 <input type="checkbox"/> Cemetery 24 <input type="checkbox"/> Fire protection </div> <div style="width: 48%;"> 40 <input type="checkbox"/> Hospital 50 <input type="checkbox"/> Housing 52 <input type="checkbox"/> Library 61 <input type="checkbox"/> Parks, recreation 44 <input type="checkbox"/> Roads, bridges 09 <input type="checkbox"/> School buildings Other — Specify <input type="checkbox"/> </div> </div>			
3. Employment — Number of paid employees of your government and their payroll for the one pay period which included October 15, 1976			
Type of employment	Number of employees	Payroll amount (Omit cents)	Length of pay period
Full-time		\$	
Part-time		\$	
<small>* Indicate whether pay period reported is for a one-week, two-week, bimonthly, or monthly period.</small>			
Please complete form on reverse side			
<div style="display: flex; justify-content: space-between;"> <div style="width: 45%;"> 1. Address (Please correct any error in name and address including ZIP code) </div> <div style="width: 50%; text-align: center;"> 1977 CENSUS OF GOVERNMENTS LOCAL GOVERNMENT DIRECTORY CARD (Special Districts) </div> </div>			
<div style="display: flex; justify-content: space-between;"> <div style="width: 45%;"> RETURN TO </div> <div style="width: 50%; text-align: center;"> Bureau of the Census 1201 East Tenth Street Jeffersonville, Indiana 47130 </div> </div>			

4. Annual finances — Enter the amounts requested below for the latest fiscal year for which information is available.	Amount (Omit cents)
a. Revenue Property taxes	\$
Charges	
State government grants or aid	
All other revenue (exclude borrowings)	
b. Expenditure Current operations	
Construction and improvements	
c. Amount of long-term debt your district had outstanding at the end of the fiscal year	\$
5. Fiscal year — Enter the ending date of the fiscal year for which the above financial data are reported.	Month, day, year
6. District officials a. Governing body (board of trustees, directors, etc.) 1. Number of popularly elected members	Number
2. Number of members, if any, selected by elected members, appointed, ex officio, etc.	Number
b. Does the district have any other popularly elected officials? 1 <input type="checkbox"/> No 2 <input type="checkbox"/> Yes — Specify official titles _____	
7. Revenue powers — Mark as many of the following means of financing as legally available to this unit (whether now used or not). 1 <input type="checkbox"/> District-wide property taxes levied upon assessed valuations 2 <input type="checkbox"/> Special assessments based on area, front footage, or value of properties benefited by particular improvements 3 <input type="checkbox"/> Charges for services or sales 4 <input type="checkbox"/> Grants from other governments	
8. District area (rough estimate will suffice) a. Amount of territory covered by this unit, if possible to the nearest tenth of a square mile.	Square miles
b. Mark the particular item which describes the area covered by this unit, and supply the related facts requested. 1 <input type="checkbox"/> An area with exactly the same boundaries as one particular county, city, village, borough, town, or township — Specify that unit by its full name, _____ 2 <input type="checkbox"/> An area consisting of two or more entire counties. Specify county names, _____ 3 <input type="checkbox"/> An area that includes some territory in two or more counties, but not all of the area in each of them. Specify county names, _____ 4 <input type="checkbox"/> None of the three preceding descriptions is applicable	
c. Does this district cover all or part of any city or cities of 25,000 or more population? Yes — List city or cities → _____ No	
INFORMATION SUPPLIED BY	Name and title _____

FORM G-30
(11-22-76)

Form Approved: O.M.B. No. 41-575071

U.S. DEPARTMENT OF COMMERCE
BUREAU OF THE CENSUS

DUE DATE: 20 DAYS AFTER RECEIPT OF FORM

Form Approved: O.M.B. No. 41-579033

NOTICE - Response to this inquiry is required by law (title 13, U.S. Code). By the same law YOUR REPORT TO THE CENSUS BUREAU IS CONFIDENTIAL. It may be seen only by sworn Census employees and may be used only for statistical purposes. Your report CANNOT be used for purposes of taxation, investigation, or regulation. The law also provides that copies retained in your files are immune from legal process.

Please mention the Census File Number (the eleven-digit number in the upper left corner of the address label) if you write to us about this report.

FORM 79-A62
(9-7-79)U.S. DEPARTMENT OF COMMERCE
BUREAU OF THE CENSUS**1979 FARM AND RANCH
IRRIGATION SURVEY****COMPLETE AND
RETURN TO**Bureau of the Census
1201 East Tenth Street
Jeffersonville, Indiana 47132**NOTE**

Consider as irrigated all land watered by any artificial or controlled means - sprinklers, furrows or ditches, spreader dikes, etc. Include preplant, partial, supplemental, or semi-irrigation. Include irrigation of pastureland, hayland, non-bearing orchardland, and cropland from which no crops were harvested in 1979. See additional instructions on page 4 for selected items.

(Please correct any error in name and address including ZIP code)

CENSUS USE ONLY	010 S	012 C	014 R	016 ASR	018 SR	020	021	022

Item 1 - Was any land on the farm or ranch you operated in 1978 irrigated at any time in 1979?

- 1 ☐ YES - Complete items 2 through 14 and 16
2 ☐ NO - Go to item 15

Item 2 - ACREAGE IN 1979

- | | None | Number of acres |
|---|--------------------------|-----------------|
| a. All land owned | <input type="checkbox"/> | 024 |
| b. All land rented or leased from others, including land worked on shares, used rent-free, in exchange for services, payments of taxes, etc. Include leased Federal, State, and railroad land. (Do not include land used on a per-head basis under a grazing permit). | <input type="checkbox"/> | 026 |
| c. All land rented or leased to others, including land worked on shares by others and land subleased | <input type="checkbox"/> | 028 |
| d. TOTAL ACRES IN THIS PLACE - ADD acres owned (item a) and acres rented (item b), then SUBTRACT acres rented to others (item c), and enter your answer in this space. | | 030 |

Item 3 - LAND USE IN 1979

Distribute all acres in this place in column (1) and all irrigated land in this place in column (2) among items a through d. If the same land had more than one use in 1979, report that land only once in the first use listed below that applies. (See page 4 for additional instructions.)

a. Cropland

- (1) Cropland harvested - Include all land from which crops were harvested or hay was cut, and all land in orchards, citrus groves, vineyards, and nursery and greenhouse products . . .
(2) Cropland used only for pasture or grazing - Include rotation pasture and grazing land that could have been used for crops without additional improvements . . .
(3) Other cropland - Include cropland used for cover crops, cropland on which all crops failed, cropland in cultivated summer fallow, and cropland idle . . .

b. Woodland - Include woodland pastured and woodland not pastured . . .**c. Other pastureland and rangeland** - Include any pastureland other than cropland and woodland pasture . . .**d. All other land** - Include here any land not reported above. Include land in house lots, barn lots, corrals, ponds, roads, wasteland, etc. . .**e. TOTAL ACRES** - Please add the acres reported in items a through d and enter total in this space. (Should be the same as item 2d above.)

None	Number of acres (1)	None	Number of acres Irrigated in 1979 (See "Note" above) (2)
<input type="checkbox"/>	032	<input type="checkbox"/>	033
<input type="checkbox"/>	034	<input type="checkbox"/>	035
<input type="checkbox"/>	036	<input type="checkbox"/>	037
<input type="checkbox"/>	038	<input type="checkbox"/>	
<input type="checkbox"/>	039	<input type="checkbox"/>	040
<input type="checkbox"/>	041	<input type="checkbox"/>	
"IN THIS PLACE" 042		IRRIGATED 043	

Item 4 - How did the number of acres irrigated in 1979 compare with the average number of acres irrigated during the 3-year period, 1976-1978?

- 044 1 ☐ Much above average (50% or more) 4 ☐ Below average (20% to 49%)
2 ☐ Above average (20% to 49%) 5 ☐ Much below average (50% or more)
3 ☐ Near average (within 20%)

**Item 5 - IRRIGATED AND NON-IRRIGATED YIELDS
FROM SELECTED CROPS HARVESTED
FROM THIS PLACE IN 1979**

(See page 4 for additional instructions.)

	None	Irrigated crop Include preplant and supplemental or semi-irrigation (See page 4 for additional instructions.)				Non-irrigated crop	
		Irrigated acres harvested	Average yield per acre harvested	Number of times irrigation water was applied by -		Non-irrigated acres harvested	Average yield per acre harvested
				Sprinklers	Gravity		
a. Field corn for grain or seed	<input type="checkbox"/>	045	1 Bushels, shelled	2	3	4	5 Bushels, shelled
b. Field corn for silage or green chop	<input type="checkbox"/>	051	1 Tons, green	2	3	4	5 Tons, green
c. Sorghums or milo for grain or seed	<input type="checkbox"/>	057	1 Bushels	2	3	4	5 Bushels
d. Wheat for grain	<input type="checkbox"/>	063	1 Bushels	2	3	4	5 Bushels
e. Barley for grain	<input type="checkbox"/>	069	1 Bushels	2	3	4	5 Bushels
f. Soybeans for beans	<input type="checkbox"/>	075	1 Bushels	2	3	4	5 Bushels
g. Dry field and seed beans	<input type="checkbox"/>	081	1 100-lb. bags	2	3	4	5 100-lb. bags
h. Rice	<input type="checkbox"/>	087	1 100-lb. bags	2	3	4	5 100-lb. bags
i. Other small grains (oats, rye, etc.)	<input type="checkbox"/>	093		1	2	3	
j. Alfalfa and alfalfa mixtures for hay or dehydrating	<input type="checkbox"/>	097	1 Tons, /10 dry	2	3	4	5 Tons, /10 dry
k. Wild or native hay	<input type="checkbox"/>	103	1 Tons, /10 dry	2	3	4	5 Tons, /10 dry
l. Cotton	<input type="checkbox"/>	109	1 Lbs. lint	2	3	4	5 Lbs. lint
m. Tobacco, all types	<input type="checkbox"/>	115	1 Pounds	2	3	4	5 Pounds
n. Sugar beets for sugar	<input type="checkbox"/>	121	1 Tons	2	3	4	5 Tons
o. Irish potatoes	<input type="checkbox"/>	127	1 Cwt.	2	3	4	5 Cwt.
p. Land from which vegetables were harvested	<input type="checkbox"/>	133		1	2	3	
q. Land in bearing and nonbearing fruit orchards, citrus or other groves, vineyards, and nut trees	<input type="checkbox"/>	137		1	2	3	
r. All other crops	<input type="checkbox"/>	141		1	2	3	

Item 6 — Did you have to discontinue irrigation in 1979 long enough to AFFECT crop yields for any of the following reasons?

- | | Yes | No |
|--|------------------------------|--------------------------|
| a. Shortage of surface water (water from reservoirs, lakes, streams, water supply organizations, etc.) | 147 <input type="checkbox"/> | <input type="checkbox"/> |
| b. Shortage of ground water (lowering water level of wells or depletion of ground water) | 1 <input type="checkbox"/> | <input type="checkbox"/> |
| c. Irrigation equipment failure | 2 <input type="checkbox"/> | <input type="checkbox"/> |
| d. Energy shortage | | |
| (1) Diesel | 3 <input type="checkbox"/> | <input type="checkbox"/> |
| (2) Gasoline | 4 <input type="checkbox"/> | <input type="checkbox"/> |
| (3) Electricity | 5 <input type="checkbox"/> | <input type="checkbox"/> |
| (4) LP gas, butane, and propane | 6 <input type="checkbox"/> | <input type="checkbox"/> |
| (5) Natural gas | 7 <input type="checkbox"/> | <input type="checkbox"/> |
| e. Poor water quality | 8 <input type="checkbox"/> | <input type="checkbox"/> |
| f. Loss of water rights | 9 <input type="checkbox"/> | <input type="checkbox"/> |
| g. Other — Specify _____ | | |

CENSUS USE ONLY
148

Item 7 — METHOD OF WATER DISTRIBUTION IN 1979 — Report acres irrigated by each type of FIELD distribution system listed below. If same land was irrigated by more than one method, report acres irrigated by each method used.
(See page 4 for additional instructions.)

- | | None | Acres irrigated |
|--|--------------------------|-----------------|
| a. Sprinkler irrigation | | |
| (1) Center pivot | <input type="checkbox"/> | 150 |
| (2) Mechanical-move — Include both continuous or self-propelled and intermittent mechanical move systems such as sideroll, wheel move, end-tow, carriage with trailer lines, rotating boom, and big gun traveler | <input type="checkbox"/> | 151 |
| (3) Hand move | <input type="checkbox"/> | 152 |
| (4) Solid set and permanent system | <input type="checkbox"/> | 153 |
| b. Gravity irrigation | | |
| (1) Gated pipe | <input type="checkbox"/> | 154 |
| (2) Open ditch, siphon tubes | <input type="checkbox"/> | 155 |
| (3) Flooding from underground pipe with valves | <input type="checkbox"/> | 156 |
| (4) Flooding from ditches, canals, dikes, and any other gravity method (excluding methods reported above) | <input type="checkbox"/> | 157 |
| c. Drip or trickle irrigation | <input type="checkbox"/> | 158 |
| d. Subirrigation (water applied beneath the ground; maintenance of water table at a predetermined depth) | <input type="checkbox"/> | 159 |

Item 8 — ESTIMATED QUANTITY OF WATER USED IN 1979 BY SOURCE

 NOTE — Give your best estimate if measurements are not available.
(See page 4 for additional instructions.)

- a. From a well or wells located on operated land.
- b. From an on-farm surface supply not controlled by a water supply organization (stream, drainage ditch, lake, pond, spring, or reservoir on or adjacent to operated land).
- c. From off-farm water suppliers (U.S. Bureau of Reclamation; irrigation district; mutual, private, cooperative, or neighborhood ditches; commercial company or municipal or community water system).

 Quantity of water used for irrigation in 1979
Report in the unit or units of measure most convenient for you. If average acre-feet cannot be estimated in column (1), give combined pumping capacity and duration in columns (2) and (3), or total depth of water applied, in inches, in column (4).

Average acre-feet per acre irrigated One acre-foot covers one acre one foot deep (1)	Gallons of water applied		Total inches applied Include all applications (4)
	Total gallons per minute (2)	No. of days water was applied (3)	
161	/10	162	163
165	/10	166	167
169	/10		170

Item 9 — SELECTED IRRIGATION FACILITIES ON THIS PLACE IN 1979

- a. How many irrigation wells were on this place in 1979, including those capable of use, but not used? (Exclude abandoned wells.)
- b. Of the number reported in item 9a, how many wells were used in 1979?

 Report the following information for each well which was used on this place in 1979 (wells reported in 9b).
If there are more than nine wells, report information for nine of the wells, then report the average for the remaining wells.

	Depth of well Feet	Depth to water (At start of irrigation season) Feet	Pumping depth (Depth to bowls or impellers) Feet	Pump capacity (Discharge from well) GPM
(1) Well number 1	174	175	176	177
(2) Well number 2	178	179	180	181
(3) Well number 3	182	183	184	185
(4) Well number 4	186	187	188	189
(5) Well number 5	190	191	192	193
(6) Well number 6	194	195	196	197
(7) Well number 7	198	199	200	201
(8) Well number 8	202	203	204	205
(9) Well number 9	206	207	208	209
(10) All other wells	210	211	212	213
	Average	Average	Average	Average

Item 9 – SELECTED IRRIGATION FACILITIES ON THIS PLACE IN 1979 – Continued

c. Irrigation pumps (other than well pumps) used for –
(Report all pumps on this place whether they are in service or not.)

None

Number of pumps	Average discharge capacity GPM
216	217
218	219
220	

(1) Tailwater pits

☐

(2) Ponds, lakes, reservoirs, rivers, etc.

☐

(3) To relift or boost water within system

☐

d. Constructed reservoirs or ponds for storing irrigation water
on this place (Do not include tailwater pits.)

222

Number

(1) Area covered when filled to capacity

223

/10 Acres

Item 10 – EXPENDITURES IN 1979 FOR IRRIGATION WELLS, PUMPS, EQUIPMENT, AND OTHER IRRIGATION FACILITIES ON THIS PLACE

Report expenditures in 1979 for irrigation facilities on this place whether made by you or someone else. Include landlord's share – Give estimates if actual figures are unavailable.
(See page 4 for additional instructions.)

None

Total expenditures CENTS NOT REQUIRED	
Dollars	Cents
226	
227	
228	
229	

a. Purchase of irrigation equipment and machinery – Include sprinklers, pipes, siphons, nozzles, pumps, motors, and engines at net cost

☐

b. New well construction or deepening of existing wells – Include drilling costs, cost of casing, and any costs to prepare well for installation of pump. (Do not include cost of pumps and motors.)

☐

c. Construction or improvement of permanent storage and distribution systems (dams, ponds, reservoirs, permanent ditches, canals, flumes, etc.)

☐

d. Land clearing and leveling for irrigation purposes

☐

Item 11 – MAINTENANCE AND REPAIR COSTS FOR IRRIGATION EQUIPMENT AND FACILITIES ON THIS PLACE IN 1979

(See page 4 for additional instructions.)

None

CENTS NOT REQUIRED	
Dollars	Cents
231	

a. Amount spent for maintenance and repairs of irrigation equipment and facilities in 1979 including maintenance of on-farm ditches. Include landlord's share – Give estimate if actual figures are unavailable.

☐

Item 12 – ENERGY USE ON THIS PLACE IN 1979 FOR PUMPING IRRIGATION WATER BY POWER SOURCE – Include fuel adjustment cost.

(See page 4 for additional instructions.)

None	Number of wells or pumps powered by type of energy used	Total cost of fuel used CENTS NOT REQUIRED		Amount of energy used by type of fuel	Acres irrigated by type of energy used
		Dollars	Cents		
a. Electricity	234	235		236	237
		\$		Kilowatt-hours	
b. Natural gas	238	239		240	241
		\$		Thousand cubic feet	
c. LP gas, propane, or butane	242	243		244	245
		\$		Gallons	
d. Diesel fuel	246	247		248	249
		\$		Gallons	
e. Gasoline	250	251		252	253
		\$		Gallons	

Item 13 – WATER RECEIVED FROM OFF-FARM IRRIGATION WATER SUPPLIERS IN 1979

(U.S. Bureau of Reclamation; irrigation districts; mutual, private, cooperative or neighborhood ditches; commercial company, municipal, or community water system)

a. How much water was received? 256 _____ Acre-feet

b. Total cost of water received – Include all assessments, fees, or charges paid to water suppliers 257 \$ _____ Dollars only

c. Number of acres irrigated with water received 258 _____ Acres

Item 14 – OTHER IRRIGATION USES ON THIS PLACE IN 1979

Was irrigation used for any of the following secondary purposes?

None

Acres on which applied

a. Application of commercial fertilizer materials

☐

261

b. Application of chemicals to control insects or nematodes

☐

262

c. Application of chemicals to control weeds, grasses, or brush

☐

263

d. Application of chemicals to control diseases in crops and orchards

☐

264

e. Prevent freeze damage

☐

265

f. Crop cooling to delay early budding or blooming

☐

266

g. Other – land disposal of liquid livestock waste, leaching, etc. – Specify

☐

267

Item 15 - Was any land irrigated on this place in 1978? Do not answer this item if you irrigated any land in 1979.

269

1 ☐ YES - Answer a and b below2 ☐ NO - Go to item 16

a. Reason for discontinuing irrigation in 1979 - Mark (X) any of the following that apply.

270

1 ☐ Sufficient soil moisture - no irrigation needed2 ☐ Shortage of surface water (water from reservoirs, lakes, streams, water supply organizations, etc.)3 ☐ Shortage of ground water (lowering water level of wells or depletion of ground water)4 ☐ Irrigation uneconomical due to high fuel and power costs and/or low commodity prices5 ☐ Irrigation equipment failure6 ☐ Loss of water rights7 ☐ Other - Specify _____

b. Do you consider your discontinuance of irrigation to be permanent?

271

1 ☐ YES2 ☐ NO

Item 16 - PERSON COMPLETING THIS FORM - Please print

Name	Date	Telephone	
		Area code	Number

ADDITIONAL INSTRUCTIONS

NOTE: In completing this form, if exact figures are not available, give your best estimate. An estimate is more useful than an omitted answer.

Item 3 - Land Use and Irrigated Land Uses in 1979

All acres "In This Place" must be distributed among the land use categories in item 3. Each acre "In This Place" should be reported only once, in the first category that applies.

Similarly, for each category of **Land Use**, report the acres irrigated in 1979, in the appropriate category.

Report all cropland, pastureland, and rangeland watered by artificial means at any time during 1979. In addition to fully irrigated land, report as irrigated any lands to which supplemental water was applied. This may be considered as partial, supplemental, or semi-irrigation. Also include any acreage which received only preplant irrigation (watered before planting). Haylands, pastureland, or rangeland should be reported as irrigated if spring flood water is spread by canals, ditches, spreader dikes, pipes, or other works.

Item 5 - Irrigated and Non-Irrigated Crop Yields

For each crop harvested, report separately the acres and average yield from irrigated land and non-irrigated land.

Report harvested crops as irrigated if any water was artificially applied either before planting or during the crop growing season in 1979. Report the crop as irrigated if water was applied to supplement rainfall even if the amount of water applied was not sufficient to obtain maximum yields.

Item 7 - Method of Water Distribution

This item refers to the method used to spread the water over the land. Report the acres of land irrigated by each type of field distribution system listed. Do not confuse the delivery system used to convey water from the source to the field with the field distribution system.

Item 8 - Quantity of Water Used

Three methods of reporting estimated quantity of water used have been provided on the report form. Use any one of the methods shown. Remember, if actual measurements are unavailable, give your best estimate.

Average acre-feet - This method is often used by operators who get water from irrigation districts or other irrigation organizations. The acre-feet used may be shown on the water bill.

Gallons pumped and duration - This method is often used by operators who pump their water from wells. By reporting the combined discharge capacity of all the well pumps and the duration of the pumping season we can compute the total quantities of water applied.

Total depth in inches - This method is often preferred by operators using sprinkler systems. Sum the inches applied in each irrigation to a total. If inches applied for each irrigation are unknown, use an average.

Item 10 - Irrigation Expenditures

Report expenditures made in 1979 for the construction of irrigation facilities and purchase of irrigation equipment and machinery on this place. Include estimates of expenditures made by or shared with others (landlords, government agencies, etc.). Report cost of maintenance and repairs in item 11.

Item 11 - Maintenance and Repair Cost

Report all expenses in 1979 for keeping irrigation equipment and facilities in working order. Include expenses for tune-ups, oil changes, and repairs to pumps, motors, pipe, canals, sprinkler systems, etc. Also include expenses for ditch and canal cleanout.

Item 12 - Energy Use for Irrigation Pumping

Report both the expenditure for fuel and power and the amount used in 1979 for irrigation pumping on this place. Include in the cost figures any additional charges by the power of fuel suppliers such as the "fuel adjustment charge" or any other type of additional charge which is based on the amount of power or fuel purchased. Again, give best estimates if actual figures are not available.

Remarks

79-A62-L1
(9-79)



UNITED STATES DEPARTMENT OF COMMERCE
Bureau of the Census
Washington, D.C. 20233

OFFICE OF THE DIRECTOR

Reply to:

BUREAU OF THE CENSUS
1201 EAST TENTH STREET
JEFFERSONVILLE, INDIANA 47132

FROM THE DIRECTOR
BUREAU OF THE CENSUS

You and others receiving this form have been selected to participate in a nationwide farm and ranch irrigation survey that is a part of the 1978 Census of Agriculture. A statistical sample of farms is being used in order to save money and reduce the reporting burden on the farmer.

The information furnished will provide current data about irrigation not presently available from other sources. Special problems currently encountered in farm and ranch irrigation in the form of rising fuel and power expenses and, in some areas dwindling ground water reserves, will make the information obtained from this survey more important than ever before.

Some of the questions asked may not apply to you and can be skipped by following the instructions printed on the form. IF EXACT FIGURES ARE NOT AVAILABLE, PLEASE GIVE YOUR BEST ESTIMATES.

Your response to this inquiry is required by law (title 13, United States Code). By the same law, your report to the Bureau of the Census is confidential. It may be seen only by sworn Census employees and may be used only for statistical purposes.

It is necessary to receive a form from you. The sample has been drawn by statistical sampling procedures and substitution cannot be made. PLEASE COMPLETE AND RETURN YOUR REPORT WITHIN 20 DAYS in the enclosed preaddressed envelope. However, if compliance within the time period would cause an undue burden, a request for extension may be sent to the above address. Include the 11-digit Census File Number (CFN) as shown in your address label on all correspondence to us.

Sincerely,

VINCENT P. BARABBA

Enclosures

79-A62-L2A
(1-80)



UNITED STATES DEPARTMENT OF COMMERCE
Bureau of the Census
Data Preparation Division
Jeffersonville, Indiana 47132

FROM THE ASSISTANT DIRECTOR FOR
ECONOMIC AND AGRICULTURE CENSUSES
BUREAU OF THE CENSUS

Many farmers and ranchers across the Nation have already completed and returned their reports for the 1979 Farm and Ranch Irrigation Survey. If you have already done so, we appreciate your promptness and thank you for it.

If you have not completed and returned your report, please do so within the next couple of days. Since the farms in this survey were drawn by lot in a selected cross-section sample of all irrigated farms, the lack of data for any selected farm will be harmful to the accuracy of the results. It is highly important that we receive a report from everyone in the sample.

If you did not conduct any agricultural operations or did not irrigate in 1979, it is equally important for us to hear from you. Please complete the appropriate items in the first and last sections of the report and return it to us immediately so that further followups can be eliminated. In case your report has been lost or mislaid, we are enclosing another copy for your use. A preaddressed envelope is also enclosed for your convenience.

If you have any questions about this report, please write to us at the above address. On all correspondence to us, please include the Census File Number (CFN) appearing in the upper left-hand corner of the address label on your report form.

Thank you for your cooperation.

Sincerely,

RICHARD B. QUANRUD

Enclosures

79-A62-L3A
(4-80)



UNITED STATES DEPARTMENT OF COMMERCE
Bureau of the Census
Data Preparation Division
Jeffersonville, Indiana 47132

FROM THE ASSISTANT DIRECTOR FOR
ECONOMIC AND AGRICULTURE CENSUSES
BUREAU OF THE CENSUS

We have not received your completed report form for the 1979 Farm and Ranch Irrigation Survey. If you mailed your report within the last several days, it has probably crossed this letter in the mail. Please disregard this reminder and accept our thanks for your cooperation.

If you have not completed and returned your report, please do so immediately. We must have your report if the survey results for your State and the Nation are to be accurate and complete.

Your response is COMPLETELY CONFIDENTIAL by law (title 13, United States Code).

If you have any questions on how to fill out the report form, please write to us at the above address using the reverse side of this letter.

Sincerely,

RICHARD B. QUANRUD

NOTICE — In compliance with the Privacy Act (P.L. 93579) of 1974, we are required to inform you that response to this inquiry is required by law (title 13, United States Code). By the same law YOUR REPORT TO THE CENSUS BUREAU IS CONFIDENTIAL. It may be seen only by sworn Census employees and may be used only for statistical purposes. Your report CANNOT be used for purposes of taxation, investigation, or regulation. The law also provides that copies retained in your files are immune from legal process.

79-A62-L4A
(4-80)



UNITED STATES DEPARTMENT OF COMMERCE
Bureau of the Census
Data Preparation Division
Jeffersonville, Indiana 47132

FROM THE ASSISTANT DIRECTOR FOR
ECONOMIC AND AGRICULTURE CENSUSES
BUREAU OF THE CENSUS

Your completed report for the 1979 Farm and Ranch Irrigation Survey still has not been received. We are under a very tight schedule and need your report right away. If you have not returned your completed report, please complete and return it to us immediately in the preaddressed envelope provided. In case you mislaid the previous report form, we have enclosed another copy for your use.

Response to this inquiry is required by law (title 13, United States Code). Let me assure you once more that your individual response is COMPLETELY CONFIDENTIAL by law. Your answers will be combined with those of other respondents to produce State and national totals.

Each address in our mailing list has a different Census File Number (CFN) and each has to be accounted for. If you received several forms with different CFN numbers for the same farming operation, mark the extra forms "Duplicate" and return them with your completed report, or separately if your completed report has crossed with this request in the mail.

If you did not conduct any agricultural operations in 1979, it is equally important to hear from you. Please complete the first and last sections of the report form and return it to us immediately so that further followups will not be necessary.

Sincerely,

RICHARD B. QUANRUD

Enclosures

IMPORTANT — In all correspondence, please include the 11-digit Census File Number (CFN) shown in the address label of your report form.

79-A62-L5
(3-80)



UNITED STATES DEPARTMENT OF COMMERCE
Bureau of the Census
Data Preparation Division
Jeffersonville, Indiana 47132

FROM THE ASSISTANT DIRECTOR FOR
ECONOMIC AND AGRICULTURE CENSUSES
BUREAU OF THE CENSUS

Many farmers and ranchers have already completed and returned their report form for the 1979 Farm and Ranch Irrigation Survey. If you have done so, please accept our thanks for your prompt cooperation.

If you have not completed your report form, please note that it is due 20 days from receipt. Your cooperation will help ensure that the urgently needed results from this survey will be available at the earliest possible date.

Sincerely,

RICHARD B. QUANRUD

79-A62-L6A
(7-80)



UNITED STATES DEPARTMENT OF COMMERCE
Bureau of the Census
Data Preparation Division
Jeffersonville, Indiana 47132

FROM THE AGRICULTURE DIVISION
BUREAU OF THE CENSUS

At this time our records still indicate we have not received your completed report for the 1979 Farm and Ranch Irrigation Survey. We realize that this is an extremely busy time of year for you, but the importance of the information being collected and the need for early publication make it imperative that an immediate reply be received.

This survey is being conducted in order that farmer organizations, State and Federal agencies, and others will have more recent and comprehensive data for making decisions that will affect you and other farm operators. Without your report the results of this survey will not be as reliable as intended. It is to everyone's interest that decisions made in regard to land and water resources be based on the most reliable data available.

If you have not already done so, please take a few minutes and complete the report form you received several weeks ago, and mail it to us immediately. This will help assure reliable results from this survey and reduce the cost of further followups. To help save time, or if your records are not easily accessible, you may use estimates in completing this report. If you do not think the report form pertains to your operation, please complete as much of the report as possible and return it along with an explanation so that we will be able to process your return.

If you have questions on how to complete the report, please write to us at the above address using the reverse side of this letter.

Thank you for your cooperation.

Sincerely,

ARNOLD L. BOLLENBACHER
Chief, Agriculture Division

DUE DATE: 20 DAYS AFTER RECEIPT OF FORM

NOTICE - Response to this inquiry is required by law (title 13, U.S. Code). By the same law YOUR REPORT TO THE CENSUS BUREAU IS CONFIDENTIAL. It may be seen only by sworn Census employees and may be used only for statistical purposes. Your report CANNOT be used for purposes of taxation, investigation, or regulation. The law also provides that copies retained in your files are immune from legal process.

In correspondence pertaining to this report, please refer to the 11-digit Census File Number (CFN) in label below.

Form 79-A35
(12-7-79)U.S. DEPARTMENT OF COMMERCE
BUREAU OF THE CENSUS**1979 FARM ENERGY SURVEY**

COMPLETE AND RETURN TO

Bureau of the Census
1201 East Tenth Street
Jeffersonville, Indiana 47132**Note** Please read the instruction sheet before completing the form.

A RESPONSE IS NEEDED FROM YOU regardless of how small your farm or how little fuel was used. This survey will provide estimates of on-farm energy usage for the Department of Agriculture, the Department of Energy, other State and Federal agencies and farmer organizations. Only a small number of farms are included in the survey to represent gasoline, diesel fuel, electricity, and other energy consumption for all farmers in the United States. This information will help to ensure that more accurate, timely allocations of fuel are made available. If you no longer operate a farm, please complete section 1 and explain in REMARKS section, page 4, what has happened to the place you operated in 1978, and give the new operator's name, address, and telephone number.

CENSUS USE 035 036 037 038

(Please correct errors in name, address, and ZIP code.)

SECTION 1 ACREAGE IN 1979

If the acres you operated in 1979 changed during the year, refer to the INSTRUCTION SHEET, section 1.

Report land owned, rented, or used by you, your spouse, or by the partnership, corporation, or organization for which you are reporting. Include ALL LAND, REGARDLESS OF LOCATION OR USE - cropland, pastureland, rangeland, woodland, idle land, house lots, etc.

- None Number of acres
1. All land owned ☐ 043
2. All land rented or leased FROM OTHERS, including land worked by you on shares, used rent free, in exchange for services, payment of taxes, etc. Include leased Federal, State, and railroad land. (DO NOT include land used on a per-head basis under a grazing permit.) ☐ 044
3. All land rented or leased TO OTHERS, including land worked on shares by others and land subleased ☐ 045
4. ACRES IN THIS PLACE - ADD acres owned (item 1) and acres rented (item 2), then SUBTRACT acres rented TO OTHERS (item 3), and enter the result in this space. ☐ 046

For this census report these are the "ACRES IN THIS PLACE."

If the entry is zero, please refer to the INSTRUCTION SHEET, section 1.

SECTION 2

SINCE 1974, HAVE YOU STARTED USING ANY OF THE FOLLOWING PRACTICES IN ORDER TO CONSERVE ENERGY?

1. Reduced tillage practices ☐ 050
2. Reduced fertilizer use ☐ 051
3. Reduced irrigation ☐ 052
4. Reduced hot water temperature ☐ 053
5. Increased vehicle maintenance ☐ 054
6. Converted from gas to diesel tractor ☐ 055
7. Installed additional building insulation ☐ 056
8. Reduced cooling and heating in farm buildings ☐ 057
9. Installed solar energy equipment ☐ 058
10. Other practices - Specify ☐ 059

	YES	NO	DOES NOT APPLY
050	<input type="checkbox"/>	<input type="checkbox"/>	<input type="checkbox"/>
051	<input type="checkbox"/>	<input type="checkbox"/>	<input type="checkbox"/>
052	<input type="checkbox"/>	<input type="checkbox"/>	<input type="checkbox"/>
053	<input type="checkbox"/>	<input type="checkbox"/>	<input type="checkbox"/>
054	<input type="checkbox"/>	<input type="checkbox"/>	<input type="checkbox"/>
055	<input type="checkbox"/>	<input type="checkbox"/>	<input type="checkbox"/>
056	<input type="checkbox"/>	<input type="checkbox"/>	<input type="checkbox"/>
057	<input type="checkbox"/>	<input type="checkbox"/>	<input type="checkbox"/>
058	<input type="checkbox"/>	<input type="checkbox"/>	<input type="checkbox"/>
059	<input type="checkbox"/>	<input type="checkbox"/>	<input type="checkbox"/>

SECTION 3 ENERGY EXPENDITURES AND USAGE DURING 1979

Please enter total expenditures whether for farm business, household or personal use, or for work done for other farms.

	Expenditures during 1979		Amount purchased during 1979	Estimated percent of purchases for -			Estimated amount purchased in 1979 -			
	Dollars	Cents		Household and personal use	Work on this place	Work done on other farms	From January 1 to March 31	From April 1 to June 30	From July 1 to September 30	From October 1 to December 31
None										
1. Gasoline <input type="checkbox"/> 060	\$		061 Gal.	062 %	063 %	064 %	065 Gal.	066 Gal.	067 Gal.	068 Gal.
2. Gasohol <input type="checkbox"/> 070	\$		071 Gal.	072 %	073 %	074 %	075 Gal.	076 Gal.	077 Gal.	078 Gal.
3. Diesel <input type="checkbox"/> 080	\$		081 Gal.	082 %	083 %	084 %	085 Gal.	086 Gal.	087 Gal.	088 Gal.
4. L.P. gas, butane, and propane (LPG) (4.5 lbs. = 1 gallon) <input type="checkbox"/> 090	\$		091 Gal.	092 %	093 %	094 %	095 Gal.	096 Gal.	097 Gal.	098 Gal.
5. Fuel oil <input type="checkbox"/> 100	\$		101 Gal.	102 %	103 %	104 %	105 Gal.	106 Gal.	107 Gal.	108 Gal.
6. Natural gas <input type="checkbox"/> 110	\$		111 Thou. cu. ft.	112 %	113 %		115 Thou. cu. ft.	116 Thou. cu. ft.	117 Thou. cu. ft.	118 Thou. cu. ft.
7. Coal <input type="checkbox"/> 120	\$		121 Tons	122 %	123 %		125 Tons	126 Tons	127 Tons	128 Tons
8. Electricity <input type="checkbox"/> 130	\$		131 kWh	132 %	133 %					
9. Kerosene <input type="checkbox"/> 140	\$									
10. Motor oil and grease <input type="checkbox"/> 150	\$									
11. Other - wood, coke, etc. <input type="checkbox"/> 160	\$									

SECTION 4 CAPACITY OF FUEL STORAGE FACILITIES AND FUEL INVENTORIES ON THIS PLACE AS OF DECEMBER 31, 1979

Include above- and below-ground storage and portable tanks.

	Maximum storage capacity on this place on December 31, 1979		How full were these tanks on December 31, 1979?				
	None	Gallons	Less than 20%	20-39%	40-59%	60-79%	80-100%
1. Gasoline <input type="checkbox"/> 165	166		167 <input type="checkbox"/>	2 <input type="checkbox"/>	3 <input type="checkbox"/>	4 <input type="checkbox"/>	5 <input type="checkbox"/>
2. Gasohol <input type="checkbox"/> 170	171		172 <input type="checkbox"/>	2 <input type="checkbox"/>	3 <input type="checkbox"/>	4 <input type="checkbox"/>	5 <input type="checkbox"/>
3. Diesel fuel <input type="checkbox"/> 175	176		177 <input type="checkbox"/>	2 <input type="checkbox"/>	3 <input type="checkbox"/>	4 <input type="checkbox"/>	5 <input type="checkbox"/>
4. LPG <input type="checkbox"/> 180	181		182 <input type="checkbox"/>	2 <input type="checkbox"/>	3 <input type="checkbox"/>	4 <input type="checkbox"/>	5 <input type="checkbox"/>
5. Fuel oil <input type="checkbox"/> 185	186		187 <input type="checkbox"/>	2 <input type="checkbox"/>	3 <input type="checkbox"/>	4 <input type="checkbox"/>	5 <input type="checkbox"/>

SECTION 5 SOURCE OF FUELS USED DURING 1979

Answer both questions for each of the following fuels

	During 1979 was your principal source of supply a farm Co-op?		During 1979 did you have fuel delivered to this place?	
	Yes	No	Yes	No
1. Gasoline <input type="checkbox"/> 190	1 <input type="checkbox"/>	2 <input type="checkbox"/>	1 <input type="checkbox"/>	2 <input type="checkbox"/>
2. Gasohol <input type="checkbox"/> 192	1 <input type="checkbox"/>	2 <input type="checkbox"/>	1 <input type="checkbox"/>	2 <input type="checkbox"/>
3. Diesel fuel <input type="checkbox"/> 194	1 <input type="checkbox"/>	2 <input type="checkbox"/>	1 <input type="checkbox"/>	2 <input type="checkbox"/>
4. LPG <input type="checkbox"/> 196	1 <input type="checkbox"/>	2 <input type="checkbox"/>	1 <input type="checkbox"/>	2 <input type="checkbox"/>
5. Fuel oil <input type="checkbox"/> 198	1 <input type="checkbox"/>	2 <input type="checkbox"/>	1 <input type="checkbox"/>	2 <input type="checkbox"/>

<p>SECTION 6 During 1979 was any CUSTOMWORK DONE BY OTHERS on the acres in this place for a fee or in exchange for other work? Customwork is a service such as plowing, planting, or harvesting for which both operator and machinery are provided.</p> <p>006 1 <input type="checkbox"/> YES - Complete this section 2 <input type="checkbox"/> NO - Go to section 7</p> <p>Enter the acres in this place on which the following services were performed by others during 1979 for a fee or in exchange for other work.</p> <table border="1" style="width: 100%; border-collapse: collapse; margin-top: 10px;"> <tr> <th colspan="2">Total acres for which -</th> </tr> <tr> <th>You provided fuel</th> <th>You did not provide fuel</th> </tr> <tr><td>200</td><td>201</td></tr> <tr><td>202</td><td>203</td></tr> <tr><td>204</td><td>205</td></tr> <tr><td>206</td><td>207</td></tr> <tr><td>208</td><td>209</td></tr> </table> <p>1. Soil preparation - plowing, disking, etc.</p> <p>2. Planting</p> <p>3. Cultivating, including summer fallow.</p> <p>4. Pesticide, herbicide, and/or fertilizer application ...</p> <p>5. Harvesting - Exclude silo filling</p>	Total acres for which -		You provided fuel	You did not provide fuel	200	201	202	203	204	205	206	207	208	209	<p>SECTION 7 During 1979 did you perform any CUSTOMWORK FOR OTHERS for a fee or in exchange for other work? Customwork is a service such as plowing, planting, or harvesting for which both operator and machinery are provided.</p> <p>007 1 <input type="checkbox"/> YES - Complete this section 2 <input type="checkbox"/> NO - Go to section 8</p> <p>Enter the acres for which you performed the following services for others during 1979 for a fee or in exchange for other work.</p> <table border="1" style="width: 100%; border-collapse: collapse; margin-top: 10px;"> <tr> <th colspan="2">Total acres for which -</th> </tr> <tr> <th>You provided fuel</th> <th>You did not provide fuel</th> </tr> <tr><td>210</td><td>211</td></tr> <tr><td>212</td><td>213</td></tr> <tr><td>214</td><td>215</td></tr> <tr><td>216</td><td>217</td></tr> <tr><td>218</td><td>219</td></tr> </table> <p>1. Soil preparation - plowing, disking, etc.</p> <p>2. Planting</p> <p>3. Cultivating, including summer fallow.</p> <p>4. Pesticide, herbicide, and/or fertilizer application ...</p> <p>5. Harvesting - Exclude silo filling</p>	Total acres for which -		You provided fuel	You did not provide fuel	210	211	212	213	214	215	216	217	218	219
Total acres for which -																													
You provided fuel	You did not provide fuel																												
200	201																												
202	203																												
204	205																												
206	207																												
208	209																												
Total acres for which -																													
You provided fuel	You did not provide fuel																												
210	211																												
212	213																												
214	215																												
216	217																												
218	219																												

<p>SECTION 8 Were any WHEEL TRACTORS used on this place during 1979? <small>INCLUDE: Tractors which you owned, rented, leased, owned in partnership, or were provided by your landlord. EXCLUDE: Any tractors which were provided by a custom operator for activities covered in section 6 and all tractors not used during 1979, even though they were on this place.</small></p> <p>008 1 <input type="checkbox"/> YES - Complete this section 2 <input type="checkbox"/> NO - Go to section 9</p> <p>Enter the number of tractors used during 1979. 220 _____ Number</p> <p>Complete one line for each tractor. If you have more than 10, please use the REMARKS section, page 4.</p> <table border="1" style="width: 100%; border-collapse: collapse; margin-top: 10px;"> <tr> <th rowspan="2">Year of manufacture</th> <th colspan="3">Principal type of fuel used Mark (X) one</th> <th colspan="10">PTO horsepower range Mark (X) one</th> <th colspan="2">Estimated hours used during 1979</th> </tr> <tr> <th>Gasoline or gasohol</th> <th>Diesel</th> <th>LPG</th> <th>Less than 40</th> <th>40-59</th> <th>60-79</th> <th>80-99</th> <th>100-119</th> <th>120-159</th> <th>160-199</th> <th>200 and over</th> <th>On this place</th> <th>On other farms</th> </tr> <tr><td>225</td><td>226</td><td>1 <input type="checkbox"/></td><td>2 <input type="checkbox"/></td><td>3 <input type="checkbox"/></td><td>227</td><td>1 <input type="checkbox"/></td><td>2 <input type="checkbox"/></td><td>3 <input type="checkbox"/></td><td>4 <input type="checkbox"/></td><td>5 <input type="checkbox"/></td><td>6 <input type="checkbox"/></td><td>7 <input type="checkbox"/></td><td>8 <input type="checkbox"/></td><td>228</td><td>229</td></tr> <tr><td>230</td><td>231</td><td>1 <input type="checkbox"/></td><td>2 <input type="checkbox"/></td><td>3 <input type="checkbox"/></td><td>232</td><td>1 <input type="checkbox"/></td><td>2 <input type="checkbox"/></td><td>3 <input type="checkbox"/></td><td>4 <input type="checkbox"/></td><td>5 <input type="checkbox"/></td><td>6 <input type="checkbox"/></td><td>7 <input type="checkbox"/></td><td>8 <input type="checkbox"/></td><td>233</td><td>234</td></tr> <tr><td>235</td><td>236</td><td>1 <input type="checkbox"/></td><td>2 <input type="checkbox"/></td><td>3 <input type="checkbox"/></td><td>237</td><td>1 <input type="checkbox"/></td><td>2 <input type="checkbox"/></td><td>3 <input type="checkbox"/></td><td>4 <input type="checkbox"/></td><td>5 <input type="checkbox"/></td><td>6 <input type="checkbox"/></td><td>7 <input type="checkbox"/></td><td>8 <input type="checkbox"/></td><td>238</td><td>239</td></tr> <tr><td>240</td><td>241</td><td>1 <input type="checkbox"/></td><td>2 <input type="checkbox"/></td><td>3 <input type="checkbox"/></td><td>242</td><td>1 <input type="checkbox"/></td><td>2 <input type="checkbox"/></td><td>3 <input type="checkbox"/></td><td>4 <input type="checkbox"/></td><td>5 <input type="checkbox"/></td><td>6 <input type="checkbox"/></td><td>7 <input type="checkbox"/></td><td>8 <input type="checkbox"/></td><td>243</td><td>244</td></tr> <tr><td>245</td><td>246</td><td>1 <input type="checkbox"/></td><td>2 <input type="checkbox"/></td><td>3 <input type="checkbox"/></td><td>247</td><td>1 <input type="checkbox"/></td><td>2 <input type="checkbox"/></td><td>3 <input type="checkbox"/></td><td>4 <input type="checkbox"/></td><td>5 <input type="checkbox"/></td><td>6 <input type="checkbox"/></td><td>7 <input type="checkbox"/></td><td>8 <input type="checkbox"/></td><td>248</td><td>249</td></tr> <tr><td>250</td><td>251</td><td>1 <input type="checkbox"/></td><td>2 <input type="checkbox"/></td><td>3 <input type="checkbox"/></td><td>252</td><td>1 <input type="checkbox"/></td><td>2 <input type="checkbox"/></td><td>3 <input type="checkbox"/></td><td>4 <input type="checkbox"/></td><td>5 <input type="checkbox"/></td><td>6 <input type="checkbox"/></td><td>7 <input type="checkbox"/></td><td>8 <input type="checkbox"/></td><td>253</td><td>254</td></tr> <tr><td>255</td><td>256</td><td>1 <input type="checkbox"/></td><td>2 <input type="checkbox"/></td><td>3 <input type="checkbox"/></td><td>257</td><td>1 <input type="checkbox"/></td><td>2 <input type="checkbox"/></td><td>3 <input type="checkbox"/></td><td>4 <input type="checkbox"/></td><td>5 <input type="checkbox"/></td><td>6 <input type="checkbox"/></td><td>7 <input type="checkbox"/></td><td>8 <input type="checkbox"/></td><td>258</td><td>259</td></tr> <tr><td>260</td><td>261</td><td>1 <input type="checkbox"/></td><td>2 <input type="checkbox"/></td><td>3 <input type="checkbox"/></td><td>262</td><td>1 <input type="checkbox"/></td><td>2 <input type="checkbox"/></td><td>3 <input type="checkbox"/></td><td>4 <input type="checkbox"/></td><td>5 <input type="checkbox"/></td><td>6 <input type="checkbox"/></td><td>7 <input type="checkbox"/></td><td>8 <input type="checkbox"/></td><td>263</td><td>264</td></tr> <tr><td>265</td><td>266</td><td>1 <input type="checkbox"/></td><td>2 <input type="checkbox"/></td><td>3 <input type="checkbox"/></td><td>267</td><td>1 <input type="checkbox"/></td><td>2 <input type="checkbox"/></td><td>3 <input type="checkbox"/></td><td>4 <input type="checkbox"/></td><td>5 <input type="checkbox"/></td><td>6 <input type="checkbox"/></td><td>7 <input type="checkbox"/></td><td>8 <input type="checkbox"/></td><td>268</td><td>269</td></tr> <tr><td>270</td><td>271</td><td>1 <input type="checkbox"/></td><td>2 <input type="checkbox"/></td><td>3 <input type="checkbox"/></td><td>272</td><td>1 <input type="checkbox"/></td><td>2 <input type="checkbox"/></td><td>3 <input type="checkbox"/></td><td>4 <input type="checkbox"/></td><td>5 <input type="checkbox"/></td><td>6 <input type="checkbox"/></td><td>7 <input type="checkbox"/></td><td>8 <input type="checkbox"/></td><td>273</td><td>274</td></tr> </table>	Year of manufacture	Principal type of fuel used Mark (X) one			PTO horsepower range Mark (X) one										Estimated hours used during 1979		Gasoline or gasohol	Diesel	LPG	Less than 40	40-59	60-79	80-99	100-119	120-159	160-199	200 and over	On this place	On other farms	225	226	1 <input type="checkbox"/>	2 <input type="checkbox"/>	3 <input type="checkbox"/>	227	1 <input type="checkbox"/>	2 <input type="checkbox"/>	3 <input type="checkbox"/>	4 <input type="checkbox"/>	5 <input type="checkbox"/>	6 <input type="checkbox"/>	7 <input type="checkbox"/>	8 <input type="checkbox"/>	228	229	230	231	1 <input type="checkbox"/>	2 <input type="checkbox"/>	3 <input type="checkbox"/>	232	1 <input type="checkbox"/>	2 <input type="checkbox"/>	3 <input type="checkbox"/>	4 <input type="checkbox"/>	5 <input type="checkbox"/>	6 <input type="checkbox"/>	7 <input type="checkbox"/>	8 <input type="checkbox"/>	233	234	235	236	1 <input type="checkbox"/>	2 <input type="checkbox"/>	3 <input type="checkbox"/>	237	1 <input type="checkbox"/>	2 <input type="checkbox"/>	3 <input type="checkbox"/>	4 <input type="checkbox"/>	5 <input type="checkbox"/>	6 <input type="checkbox"/>	7 <input type="checkbox"/>	8 <input type="checkbox"/>	238	239	240	241	1 <input type="checkbox"/>	2 <input type="checkbox"/>	3 <input type="checkbox"/>	242	1 <input type="checkbox"/>	2 <input type="checkbox"/>	3 <input type="checkbox"/>	4 <input type="checkbox"/>	5 <input type="checkbox"/>	6 <input type="checkbox"/>	7 <input type="checkbox"/>	8 <input type="checkbox"/>	243	244	245	246	1 <input type="checkbox"/>	2 <input type="checkbox"/>	3 <input type="checkbox"/>	247	1 <input type="checkbox"/>	2 <input type="checkbox"/>	3 <input type="checkbox"/>	4 <input type="checkbox"/>	5 <input type="checkbox"/>	6 <input type="checkbox"/>	7 <input type="checkbox"/>	8 <input type="checkbox"/>	248	249	250	251	1 <input type="checkbox"/>	2 <input type="checkbox"/>	3 <input type="checkbox"/>	252	1 <input type="checkbox"/>	2 <input type="checkbox"/>	3 <input type="checkbox"/>	4 <input type="checkbox"/>	5 <input type="checkbox"/>	6 <input type="checkbox"/>	7 <input type="checkbox"/>	8 <input type="checkbox"/>	253	254	255	256	1 <input type="checkbox"/>	2 <input type="checkbox"/>	3 <input type="checkbox"/>	257	1 <input type="checkbox"/>	2 <input type="checkbox"/>	3 <input type="checkbox"/>	4 <input type="checkbox"/>	5 <input type="checkbox"/>	6 <input type="checkbox"/>	7 <input type="checkbox"/>	8 <input type="checkbox"/>	258	259	260	261	1 <input type="checkbox"/>	2 <input type="checkbox"/>	3 <input type="checkbox"/>	262	1 <input type="checkbox"/>	2 <input type="checkbox"/>	3 <input type="checkbox"/>	4 <input type="checkbox"/>	5 <input type="checkbox"/>	6 <input type="checkbox"/>	7 <input type="checkbox"/>	8 <input type="checkbox"/>	263	264	265	266	1 <input type="checkbox"/>	2 <input type="checkbox"/>	3 <input type="checkbox"/>	267	1 <input type="checkbox"/>	2 <input type="checkbox"/>	3 <input type="checkbox"/>	4 <input type="checkbox"/>	5 <input type="checkbox"/>	6 <input type="checkbox"/>	7 <input type="checkbox"/>	8 <input type="checkbox"/>	268	269	270	271	1 <input type="checkbox"/>	2 <input type="checkbox"/>	3 <input type="checkbox"/>	272	1 <input type="checkbox"/>	2 <input type="checkbox"/>	3 <input type="checkbox"/>	4 <input type="checkbox"/>	5 <input type="checkbox"/>	6 <input type="checkbox"/>	7 <input type="checkbox"/>	8 <input type="checkbox"/>	273	274	<p>SECTION 9 Were any MOTOR TRUCKS, INCLUDING PICKUPS used on this place during 1979 for the farm business? <small>INCLUDE: Trucks which you owned, rented, leased, owned in partnership, or were provided by your landlord. EXCLUDE: Any trucks which were provided by a custom operator for work covered in section 6.</small></p> <p>009 1 <input type="checkbox"/> YES - Complete this section 2 <input type="checkbox"/> NO - Go to section 10</p> <p>Enter the number of trucks used during 1979. 300 _____ Number</p> <p>Complete one line for each truck. If you have more than 10, please use the REMARKS section, page 4.</p> <table border="1" style="width: 100%; border-collapse: collapse; margin-top: 10px;"> <tr> <th rowspan="2">Year of manufacture</th> <th colspan="3">Principal type of fuel used Mark (X) one</th> <th colspan="4">Gross load capability Mark (X) one</th> <th colspan="2">Estimated mileage during 1979</th> </tr> <tr> <th>Gasoline or gasohol</th> <th>Diesel</th> <th>LPG</th> <th>Pickups less than 1 ton</th> <th>1 ton but less than 2</th> <th>2 tons but less than 5</th> <th>5 tons and over</th> <th>Business associated with this place</th> <th>Personal and non-farm use</th> </tr> <tr><td>305</td><td>306</td><td>1 <input type="checkbox"/></td><td>2 <input type="checkbox"/></td><td>3 <input type="checkbox"/></td><td>307</td><td>1 <input type="checkbox"/></td><td>2 <input type="checkbox"/></td><td>3 <input type="checkbox"/></td><td>4 <input type="checkbox"/></td><td>308</td><td>309</td></tr> <tr><td>310</td><td>311</td><td>1 <input type="checkbox"/></td><td>2 <input type="checkbox"/></td><td>3 <input type="checkbox"/></td><td>312</td><td>1 <input type="checkbox"/></td><td>2 <input type="checkbox"/></td><td>3 <input type="checkbox"/></td><td>4 <input type="checkbox"/></td><td>313</td><td>314</td></tr> <tr><td>315</td><td>316</td><td>1 <input type="checkbox"/></td><td>2 <input type="checkbox"/></td><td>3 <input type="checkbox"/></td><td>317</td><td>1 <input type="checkbox"/></td><td>2 <input type="checkbox"/></td><td>3 <input type="checkbox"/></td><td>4 <input type="checkbox"/></td><td>318</td><td>319</td></tr> <tr><td>320</td><td>321</td><td>1 <input type="checkbox"/></td><td>2 <input type="checkbox"/></td><td>3 <input type="checkbox"/></td><td>322</td><td>1 <input type="checkbox"/></td><td>2 <input type="checkbox"/></td><td>3 <input type="checkbox"/></td><td>4 <input type="checkbox"/></td><td>323</td><td>324</td></tr> <tr><td>325</td><td>326</td><td>1 <input type="checkbox"/></td><td>2 <input type="checkbox"/></td><td>3 <input type="checkbox"/></td><td>327</td><td>1 <input type="checkbox"/></td><td>2 <input type="checkbox"/></td><td>3 <input type="checkbox"/></td><td>4 <input type="checkbox"/></td><td>328</td><td>329</td></tr> <tr><td>330</td><td>331</td><td>1 <input type="checkbox"/></td><td>2 <input type="checkbox"/></td><td>3 <input type="checkbox"/></td><td>332</td><td>1 <input type="checkbox"/></td><td>2 <input type="checkbox"/></td><td>3 <input type="checkbox"/></td><td>4 <input type="checkbox"/></td><td>333</td><td>334</td></tr> <tr><td>335</td><td>336</td><td>1 <input type="checkbox"/></td><td>2 <input type="checkbox"/></td><td>3 <input type="checkbox"/></td><td>337</td><td>1 <input type="checkbox"/></td><td>2 <input type="checkbox"/></td><td>3 <input type="checkbox"/></td><td>4 <input type="checkbox"/></td><td>338</td><td>339</td></tr> <tr><td>340</td><td>341</td><td>1 <input type="checkbox"/></td><td>2 <input type="checkbox"/></td><td>3 <input type="checkbox"/></td><td>342</td><td>1 <input type="checkbox"/></td><td>2 <input type="checkbox"/></td><td>3 <input type="checkbox"/></td><td>4 <input type="checkbox"/></td><td>343</td><td>344</td></tr> <tr><td>345</td><td>346</td><td>1 <input type="checkbox"/></td><td>2 <input type="checkbox"/></td><td>3 <input type="checkbox"/></td><td>347</td><td>1 <input type="checkbox"/></td><td>2 <input type="checkbox"/></td><td>3 <input type="checkbox"/></td><td>4 <input type="checkbox"/></td><td>348</td><td>349</td></tr> <tr><td>350</td><td>351</td><td>1 <input type="checkbox"/></td><td>2 <input type="checkbox"/></td><td>3 <input type="checkbox"/></td><td>352</td><td>1 <input type="checkbox"/></td><td>2 <input type="checkbox"/></td><td>3 <input type="checkbox"/></td><td>4 <input type="checkbox"/></td><td>353</td><td>354</td></tr> </table>	Year of manufacture	Principal type of fuel used Mark (X) one			Gross load capability Mark (X) one				Estimated mileage during 1979		Gasoline or gasohol	Diesel	LPG	Pickups less than 1 ton	1 ton but less than 2	2 tons but less than 5	5 tons and over	Business associated with this place	Personal and non-farm use	305	306	1 <input type="checkbox"/>	2 <input type="checkbox"/>	3 <input type="checkbox"/>	307	1 <input type="checkbox"/>	2 <input type="checkbox"/>	3 <input type="checkbox"/>	4 <input type="checkbox"/>	308	309	310	311	1 <input type="checkbox"/>	2 <input type="checkbox"/>	3 <input type="checkbox"/>	312	1 <input type="checkbox"/>	2 <input type="checkbox"/>	3 <input type="checkbox"/>	4 <input type="checkbox"/>	313	314	315	316	1 <input type="checkbox"/>	2 <input type="checkbox"/>	3 <input type="checkbox"/>	317	1 <input type="checkbox"/>	2 <input type="checkbox"/>	3 <input type="checkbox"/>	4 <input type="checkbox"/>	318	319	320	321	1 <input type="checkbox"/>	2 <input type="checkbox"/>	3 <input type="checkbox"/>	322	1 <input type="checkbox"/>	2 <input type="checkbox"/>	3 <input type="checkbox"/>	4 <input type="checkbox"/>	323	324	325	326	1 <input type="checkbox"/>	2 <input type="checkbox"/>	3 <input type="checkbox"/>	327	1 <input type="checkbox"/>	2 <input type="checkbox"/>	3 <input type="checkbox"/>	4 <input type="checkbox"/>	328	329	330	331	1 <input type="checkbox"/>	2 <input type="checkbox"/>	3 <input type="checkbox"/>	332	1 <input type="checkbox"/>	2 <input type="checkbox"/>	3 <input type="checkbox"/>	4 <input type="checkbox"/>	333	334	335	336	1 <input type="checkbox"/>	2 <input type="checkbox"/>	3 <input type="checkbox"/>	337	1 <input type="checkbox"/>	2 <input type="checkbox"/>	3 <input type="checkbox"/>	4 <input type="checkbox"/>	338	339	340	341	1 <input type="checkbox"/>	2 <input type="checkbox"/>	3 <input type="checkbox"/>	342	1 <input type="checkbox"/>	2 <input type="checkbox"/>	3 <input type="checkbox"/>	4 <input type="checkbox"/>	343	344	345	346	1 <input type="checkbox"/>	2 <input type="checkbox"/>	3 <input type="checkbox"/>	347	1 <input type="checkbox"/>	2 <input type="checkbox"/>	3 <input type="checkbox"/>	4 <input type="checkbox"/>	348	349	350	351	1 <input type="checkbox"/>	2 <input type="checkbox"/>	3 <input type="checkbox"/>	352	1 <input type="checkbox"/>	2 <input type="checkbox"/>	3 <input type="checkbox"/>	4 <input type="checkbox"/>	353	354
Year of manufacture		Principal type of fuel used Mark (X) one			PTO horsepower range Mark (X) one										Estimated hours used during 1979																																																																																																																																																																																																																																																																																																																										
	Gasoline or gasohol	Diesel	LPG	Less than 40	40-59	60-79	80-99	100-119	120-159	160-199	200 and over	On this place	On other farms																																																																																																																																																																																																																																																																																																																												
225	226	1 <input type="checkbox"/>	2 <input type="checkbox"/>	3 <input type="checkbox"/>	227	1 <input type="checkbox"/>	2 <input type="checkbox"/>	3 <input type="checkbox"/>	4 <input type="checkbox"/>	5 <input type="checkbox"/>	6 <input type="checkbox"/>	7 <input type="checkbox"/>	8 <input type="checkbox"/>	228	229																																																																																																																																																																																																																																																																																																																										
230	231	1 <input type="checkbox"/>	2 <input type="checkbox"/>	3 <input type="checkbox"/>	232	1 <input type="checkbox"/>	2 <input type="checkbox"/>	3 <input type="checkbox"/>	4 <input type="checkbox"/>	5 <input type="checkbox"/>	6 <input type="checkbox"/>	7 <input type="checkbox"/>	8 <input type="checkbox"/>	233	234																																																																																																																																																																																																																																																																																																																										
235	236	1 <input type="checkbox"/>	2 <input type="checkbox"/>	3 <input type="checkbox"/>	237	1 <input type="checkbox"/>	2 <input type="checkbox"/>	3 <input type="checkbox"/>	4 <input type="checkbox"/>	5 <input type="checkbox"/>	6 <input type="checkbox"/>	7 <input type="checkbox"/>	8 <input type="checkbox"/>	238	239																																																																																																																																																																																																																																																																																																																										
240	241	1 <input type="checkbox"/>	2 <input type="checkbox"/>	3 <input type="checkbox"/>	242	1 <input type="checkbox"/>	2 <input type="checkbox"/>	3 <input type="checkbox"/>	4 <input type="checkbox"/>	5 <input type="checkbox"/>	6 <input type="checkbox"/>	7 <input type="checkbox"/>	8 <input type="checkbox"/>	243	244																																																																																																																																																																																																																																																																																																																										
245	246	1 <input type="checkbox"/>	2 <input type="checkbox"/>	3 <input type="checkbox"/>	247	1 <input type="checkbox"/>	2 <input type="checkbox"/>	3 <input type="checkbox"/>	4 <input type="checkbox"/>	5 <input type="checkbox"/>	6 <input type="checkbox"/>	7 <input type="checkbox"/>	8 <input type="checkbox"/>	248	249																																																																																																																																																																																																																																																																																																																										
250	251	1 <input type="checkbox"/>	2 <input type="checkbox"/>	3 <input type="checkbox"/>	252	1 <input type="checkbox"/>	2 <input type="checkbox"/>	3 <input type="checkbox"/>	4 <input type="checkbox"/>	5 <input type="checkbox"/>	6 <input type="checkbox"/>	7 <input type="checkbox"/>	8 <input type="checkbox"/>	253	254																																																																																																																																																																																																																																																																																																																										
255	256	1 <input type="checkbox"/>	2 <input type="checkbox"/>	3 <input type="checkbox"/>	257	1 <input type="checkbox"/>	2 <input type="checkbox"/>	3 <input type="checkbox"/>	4 <input type="checkbox"/>	5 <input type="checkbox"/>	6 <input type="checkbox"/>	7 <input type="checkbox"/>	8 <input type="checkbox"/>	258	259																																																																																																																																																																																																																																																																																																																										
260	261	1 <input type="checkbox"/>	2 <input type="checkbox"/>	3 <input type="checkbox"/>	262	1 <input type="checkbox"/>	2 <input type="checkbox"/>	3 <input type="checkbox"/>	4 <input type="checkbox"/>	5 <input type="checkbox"/>	6 <input type="checkbox"/>	7 <input type="checkbox"/>	8 <input type="checkbox"/>	263	264																																																																																																																																																																																																																																																																																																																										
265	266	1 <input type="checkbox"/>	2 <input type="checkbox"/>	3 <input type="checkbox"/>	267	1 <input type="checkbox"/>	2 <input type="checkbox"/>	3 <input type="checkbox"/>	4 <input type="checkbox"/>	5 <input type="checkbox"/>	6 <input type="checkbox"/>	7 <input type="checkbox"/>	8 <input type="checkbox"/>	268	269																																																																																																																																																																																																																																																																																																																										
270	271	1 <input type="checkbox"/>	2 <input type="checkbox"/>	3 <input type="checkbox"/>	272	1 <input type="checkbox"/>	2 <input type="checkbox"/>	3 <input type="checkbox"/>	4 <input type="checkbox"/>	5 <input type="checkbox"/>	6 <input type="checkbox"/>	7 <input type="checkbox"/>	8 <input type="checkbox"/>	273	274																																																																																																																																																																																																																																																																																																																										
Year of manufacture	Principal type of fuel used Mark (X) one			Gross load capability Mark (X) one				Estimated mileage during 1979																																																																																																																																																																																																																																																																																																																																	
	Gasoline or gasohol	Diesel	LPG	Pickups less than 1 ton	1 ton but less than 2	2 tons but less than 5	5 tons and over	Business associated with this place	Personal and non-farm use																																																																																																																																																																																																																																																																																																																																
305	306	1 <input type="checkbox"/>	2 <input type="checkbox"/>	3 <input type="checkbox"/>	307	1 <input type="checkbox"/>	2 <input type="checkbox"/>	3 <input type="checkbox"/>	4 <input type="checkbox"/>	308	309																																																																																																																																																																																																																																																																																																																														
310	311	1 <input type="checkbox"/>	2 <input type="checkbox"/>	3 <input type="checkbox"/>	312	1 <input type="checkbox"/>	2 <input type="checkbox"/>	3 <input type="checkbox"/>	4 <input type="checkbox"/>	313	314																																																																																																																																																																																																																																																																																																																														
315	316	1 <input type="checkbox"/>	2 <input type="checkbox"/>	3 <input type="checkbox"/>	317	1 <input type="checkbox"/>	2 <input type="checkbox"/>	3 <input type="checkbox"/>	4 <input type="checkbox"/>	318	319																																																																																																																																																																																																																																																																																																																														
320	321	1 <input type="checkbox"/>	2 <input type="checkbox"/>	3 <input type="checkbox"/>	322	1 <input type="checkbox"/>	2 <input type="checkbox"/>	3 <input type="checkbox"/>	4 <input type="checkbox"/>	323	324																																																																																																																																																																																																																																																																																																																														
325	326	1 <input type="checkbox"/>	2 <input type="checkbox"/>	3 <input type="checkbox"/>	327	1 <input type="checkbox"/>	2 <input type="checkbox"/>	3 <input type="checkbox"/>	4 <input type="checkbox"/>	328	329																																																																																																																																																																																																																																																																																																																														
330	331	1 <input type="checkbox"/>	2 <input type="checkbox"/>	3 <input type="checkbox"/>	332	1 <input type="checkbox"/>	2 <input type="checkbox"/>	3 <input type="checkbox"/>	4 <input type="checkbox"/>	333	334																																																																																																																																																																																																																																																																																																																														
335	336	1 <input type="checkbox"/>	2 <input type="checkbox"/>	3 <input type="checkbox"/>	337	1 <input type="checkbox"/>	2 <input type="checkbox"/>	3 <input type="checkbox"/>	4 <input type="checkbox"/>	338	339																																																																																																																																																																																																																																																																																																																														
340	341	1 <input type="checkbox"/>	2 <input type="checkbox"/>	3 <input type="checkbox"/>	342	1 <input type="checkbox"/>	2 <input type="checkbox"/>	3 <input type="checkbox"/>	4 <input type="checkbox"/>	343	344																																																																																																																																																																																																																																																																																																																														
345	346	1 <input type="checkbox"/>	2 <input type="checkbox"/>	3 <input type="checkbox"/>	347	1 <input type="checkbox"/>	2 <input type="checkbox"/>	3 <input type="checkbox"/>	4 <input type="checkbox"/>	348	349																																																																																																																																																																																																																																																																																																																														
350	351	1 <input type="checkbox"/>	2 <input type="checkbox"/>	3 <input type="checkbox"/>	352	1 <input type="checkbox"/>	2 <input type="checkbox"/>	3 <input type="checkbox"/>	4 <input type="checkbox"/>	353	354																																																																																																																																																																																																																																																																																																																														

SECTION 10

Were any SELF-PROPELLED GRAIN OR BEAN COMBINES used on this place during 1979?

INCLUDE: Self-propelled combines which you owned, rented, leased, owned in partnership, or were provided by your landlord.

EXCLUDE: Any self-propelled combines provided by a custom operator for work covered in section 6.

010 ☐ YES - Complete this section
☐ NO - Go to section 11

Enter the number of combines used 390 Number

Complete one line for each combine. If you have more than five, please use the REMARKS section, page 4.

Year of manufacture	Type of fuel used Mark (X) one			Size			Estimated acres combined during 1979	
	Gasoline or gasohol	Diesel	LPG	Number of rows	Or Width of head (feet)	On this place	On other farms	
390	391 <input type="checkbox"/>	2 <input type="checkbox"/>	3 <input type="checkbox"/>	392	Or 393	394	395	
400	401 <input type="checkbox"/>	2 <input type="checkbox"/>	3 <input type="checkbox"/>	402	Or 403	404	405	
410	411 <input type="checkbox"/>	2 <input type="checkbox"/>	3 <input type="checkbox"/>	412	Or 413	414	415	
420	421 <input type="checkbox"/>	2 <input type="checkbox"/>	3 <input type="checkbox"/>	422	Or 423	424	425	
430	431 <input type="checkbox"/>	2 <input type="checkbox"/>	3 <input type="checkbox"/>	432	Or 433	434	435	

SECTION 11

Were any AUTOMOBILES used in connection with the farm business during 1979?

INCLUDE: Any automobiles which you owned, rented, leased, owned in partnership, or were provided by your landlord.

011 ☐ YES - Complete this section
☐ NO - Go to section 12

Enter the number of automobiles used 449 Number

Complete one line for each automobile. If you have more than five, please use the REMARKS section, page 4.

Year of manufacture	Estimated mileage during 1979 for -	
	The farm business	Personal use
450	451	452
455	456	457
460	461	462
465	466	467
470	471	472

SECTION 12

Were any IRRIGATION PUMPS (INCLUDE WELL AND SURFACE PUMPS) used on this place during 1979?

012 ☐ YES - Complete this section
☐ NO - Go to section 13

How many irrigation pumps were used on this place that were operated by -

	Number of well and surface pumps	Acres irrigated
1. Electricity	500	501
2. Natural gas	502	503
3. LPG	504	505
4. Diesel	506	507
5. Gasoline or gasohol	508	509

SECTION 13

Was any OTHER SELF-PROPELLED EQUIPMENT used on this place during 1979?

INCLUDE: Any self-propelled equipment which you owned, rented, leased, owned in partnership, or was provided by your landlord.

EXCLUDE: Any self-propelled equipment which was provided by a custom operator and covered in section 6.

013 ☐ YES - Complete this section
☐ NO - Go to section 14

Enter the number of other self-propelled machines used 510 Number

From the list below enter the type of self-propelled equipment, corresponding code, type of fuel used, model year, and acres covered. If you have more than 10, please use the REMARKS section, page 4.

Type of machinery	Code	Type of fuel used Mark (X) one			Year of manufacture	Estimated acres on which used during 1979 If applicable	
		Gasoline or gasohol	Diesel	LPG		On this place	On other farms
515	516	1 <input type="checkbox"/>	2 <input type="checkbox"/>	3 <input type="checkbox"/>	517	518	519
520	521	1 <input type="checkbox"/>	2 <input type="checkbox"/>	3 <input type="checkbox"/>	522	523	524
525	526	1 <input type="checkbox"/>	2 <input type="checkbox"/>	3 <input type="checkbox"/>	527	528	529
530	531	1 <input type="checkbox"/>	2 <input type="checkbox"/>	3 <input type="checkbox"/>	532	533	534
535	536	1 <input type="checkbox"/>	2 <input type="checkbox"/>	3 <input type="checkbox"/>	537	538	539
540	541	1 <input type="checkbox"/>	2 <input type="checkbox"/>	3 <input type="checkbox"/>	542	543	544
545	546	1 <input type="checkbox"/>	2 <input type="checkbox"/>	3 <input type="checkbox"/>	547	548	549
550	551	1 <input type="checkbox"/>	2 <input type="checkbox"/>	3 <input type="checkbox"/>	552	553	554
555	556	1 <input type="checkbox"/>	2 <input type="checkbox"/>	3 <input type="checkbox"/>	557	558	559
560	561	1 <input type="checkbox"/>	2 <input type="checkbox"/>	3 <input type="checkbox"/>	562	563	564

Type of machinery Code Type of machinery Code
Forage harvester 901 Cotton stripper 905
Windrower 902 Self-propelled sprayer 906
Front end loader (exclude tractor attachments) 903 Crawler tractor (including bulldozers) 907
Cotton picker 904 Other - Specify above 908

SECTION 14

Were any ELECTRIC MOTORS OVER ONE HORSEPOWER (EXCLUDING IRRIGATION PUMPS) used on this place during 1979?

INCLUDE: Motors used for ventilation fans, compressors, refrigeration, etc.

014 ☐ YES - Complete this section
☐ NO - Go to section 15

Enter the total number of motors over 1 horsepower used on this place in 1979 590 Number

Of the motors used, how many were over 5 horsepower? ☐ 591 Number

SECTION 15

Were any CROP DRYING OR TOBACCO CURING FACILITIES used on this place during 1979?

EXCLUDE: Air dried tobacco, crib dried corn, and other crops which were dried using no energy for heat or air circulation.

015 ☐ YES - Complete this section
☐ NO - Go to section 16

1. For each type of crop dried, enter amount dried, and average points of moisture removed.

Crops	Amount dried	Points of moisture removed
Corn	592 Bu.	593 %
Soybeans	594 Bu.	595 %
Tobacco	596 Lb.	
Other - Specify		001 %
	Bu.	001 %
	Bu.	001 %
	Bu.	001 %

2. From the list below enter the type of system used, corresponding code, type of crop dried, and energy used as heat source.

Type of system	Code	Crop dried Mark (X) as many as apply				Type of energy used as heat source Mark (X) one				Mark (X) if forced air only	
		Corn	Soybeans	Tobacco	Other Specify	Fuel oil	LPG	Natural gas	Solar heat		
In-bin	910	616	1 <input type="checkbox"/>	2 <input type="checkbox"/>	3 <input type="checkbox"/>	617	1 <input type="checkbox"/>	2 <input type="checkbox"/>	3 <input type="checkbox"/>	4 <input type="checkbox"/>	618
Continuous flow	911	620	1 <input type="checkbox"/>	2 <input type="checkbox"/>	3 <input type="checkbox"/>	621	1 <input type="checkbox"/>	2 <input type="checkbox"/>	3 <input type="checkbox"/>	4 <input type="checkbox"/>	622
Batch	912	625	1 <input type="checkbox"/>	2 <input type="checkbox"/>	3 <input type="checkbox"/>	626	1 <input type="checkbox"/>	2 <input type="checkbox"/>	3 <input type="checkbox"/>	4 <input type="checkbox"/>	628
Recirculating	913	630	1 <input type="checkbox"/>	2 <input type="checkbox"/>	3 <input type="checkbox"/>	631	1 <input type="checkbox"/>	2 <input type="checkbox"/>	3 <input type="checkbox"/>	4 <input type="checkbox"/>	633
Tobacco	914										

SECTION 16

Were any CROP DRYING OR TOBACCO CURING FACILITIES used on this place during 1979?

EXCLUDE: Air dried tobacco, crib dried corn, and other crops which were dried using no energy for heat or air circulation.

015 ☐ YES - Complete this section
☐ NO - Go to section 16

1. For each type of crop dried, enter amount dried, and average points of moisture removed.

Crops	Amount dried	Points of moisture removed
Corn	592 Bu.	593 %
Soybeans	594 Bu.	595 %
Tobacco	596 Lb.	
Other - Specify		001 %
	Bu.	001 %
	Bu.	001 %
	Bu.	001 %

2. From the list below enter the type of system used, corresponding code, type of crop dried, and energy used as heat source.

Type of system	Code	Crop dried Mark (X) as many as apply				Type of energy used as heat source Mark (X) one				Mark (X) if forced air only	
		Corn	Soybeans	Tobacco	Other Specify	Fuel oil	LPG	Natural gas	Solar heat		
In-bin	910	616	1 <input type="checkbox"/>	2 <input type="checkbox"/>	3 <input type="checkbox"/>	617	1 <input type="checkbox"/>	2 <input type="checkbox"/>	3 <input type="checkbox"/>	4 <input type="checkbox"/>	618
Continuous flow	911	620	1 <input type="checkbox"/>	2 <input type="checkbox"/>	3 <input type="checkbox"/>	621	1 <input type="checkbox"/>	2 <input type="checkbox"/>	3 <input type="checkbox"/>	4 <input type="checkbox"/>	622
Batch	912	625	1 <input type="checkbox"/>	2 <input type="checkbox"/>	3 <input type="checkbox"/>	626	1 <input type="checkbox"/>	2 <input type="checkbox"/>	3 <input type="checkbox"/>	4 <input type="checkbox"/>	628
Recirculating	913	630	1 <input type="checkbox"/>	2 <input type="checkbox"/>	3 <input type="checkbox"/>	631	1 <input type="checkbox"/>	2 <input type="checkbox"/>	3 <input type="checkbox"/>	4 <input type="checkbox"/>	633
Tobacco	914										

SECTION 16 Were any NON-RESIDENTIAL FARM BUILDINGS HEATED OR AIR CONDITIONED during 1979?
EXCLUDE: Buildings which were ventilated only.

016 1 ☐ YES - Complete this section
2 ☐ NO - Go to section 17

1. Enter type of building and code from list below, whether heated or air conditioned, and energy source for heating or air conditioning.

Type of building	Code	Was this building -		If "Yes," mark (X) principal energy source							
		Yes	No	LPG	Natural gas	Electricity	Fuel oil	Coal	Solar	Other	
635		Heated?	636 <input type="checkbox"/>	2 <input type="checkbox"/>	637 <input type="checkbox"/>	2 <input type="checkbox"/>	3 <input type="checkbox"/>	4 <input type="checkbox"/>	5 <input type="checkbox"/>	6 <input type="checkbox"/>	7 <input type="checkbox"/>
Beef cattle	915	Air conditioned?	638 <input type="checkbox"/>	2 <input type="checkbox"/>	639 <input type="checkbox"/>	2 <input type="checkbox"/>	3 <input type="checkbox"/>				
Dairy	916										
Swine	917	Heated?	641 <input type="checkbox"/>	2 <input type="checkbox"/>	642 <input type="checkbox"/>	2 <input type="checkbox"/>	3 <input type="checkbox"/>	4 <input type="checkbox"/>	5 <input type="checkbox"/>	6 <input type="checkbox"/>	7 <input type="checkbox"/>
Poultry	918	Air conditioned?	643 <input type="checkbox"/>	2 <input type="checkbox"/>	644 <input type="checkbox"/>	2 <input type="checkbox"/>	3 <input type="checkbox"/>				
Workshop	919										
Greenhouse	920	Heated?	646 <input type="checkbox"/>	2 <input type="checkbox"/>	647 <input type="checkbox"/>	2 <input type="checkbox"/>	3 <input type="checkbox"/>	4 <input type="checkbox"/>	5 <input type="checkbox"/>	6 <input type="checkbox"/>	7 <input type="checkbox"/>
Other—Specify at right	921	Air conditioned?	648 <input type="checkbox"/>	2 <input type="checkbox"/>	649 <input type="checkbox"/>	2 <input type="checkbox"/>	3 <input type="checkbox"/>				

SECTION 17 Were any HOT WATER FACILITIES USED in any farm buildings on this place during 1979 to provide water for sanitation (equipment sterilization, cleaning, etc.)?

017 1 ☐ YES - Mark (X) energy source 650 1 ☐ LPG 2 ☐ Natural gas 3 ☐ Electricity 4 ☐ Fuel oil 5 ☐ Coal 6 ☐ Solar 7 ☐ Other
2 ☐ NO - Go to section 18

SECTION 18 CROPS GROWN ON THIS PLACE DURING 1979
Refer to the INSTRUCTION SHEET, section 18.

Enter the number of acres planted, harvested, and irrigated, and indicate the estimated gross value of sales for each of the following crops.

	Number of acres planted in 1979	Number of acres harvested in 1979	Number of acres irrigated in 1979	Estimated gross value of sales during 1979 - Mark (X) one								
				Less than \$1,000	\$1,000-\$2,499	\$2,500-\$4,999	\$5,000-\$9,999	\$10,000-\$39,999	\$40,000-\$99,999	\$100,000-\$499,999	\$500,000 and over	
1. GRAINS - Include corn for grain, grain sorghums, rice, wheat and other small grains, soybeans, dry beans, dry peas and cowpeas, flaxseed, sunflower seed, popcorn, and safflower.	655	656	657	658	1 <input type="checkbox"/>	2 <input type="checkbox"/>	3 <input type="checkbox"/>	4 <input type="checkbox"/>	5 <input type="checkbox"/>	6 <input type="checkbox"/>	7 <input type="checkbox"/>	8 <input type="checkbox"/>
2. COTTON	660	661	662	663	1 <input type="checkbox"/>	2 <input type="checkbox"/>	3 <input type="checkbox"/>	4 <input type="checkbox"/>	5 <input type="checkbox"/>	6 <input type="checkbox"/>	7 <input type="checkbox"/>	8 <input type="checkbox"/>
3. TOBACCO	665	666	667	668	1 <input type="checkbox"/>	2 <input type="checkbox"/>	3 <input type="checkbox"/>	4 <input type="checkbox"/>	5 <input type="checkbox"/>	6 <input type="checkbox"/>	7 <input type="checkbox"/>	8 <input type="checkbox"/>
4. FIELD SEEDS, GRASS SEEDS, HAY, FORAGE AND SILAGE	670	671	672	673	1 <input type="checkbox"/>	2 <input type="checkbox"/>	3 <input type="checkbox"/>	4 <input type="checkbox"/>	5 <input type="checkbox"/>	6 <input type="checkbox"/>	7 <input type="checkbox"/>	8 <input type="checkbox"/>
5. VEGETABLES, SWEET CORN, AND MELONS FOR SALE. Do not include Irish potatoes, or sweet potatoes. Include them in item 7 below.	675	676	677	678	1 <input type="checkbox"/>	2 <input type="checkbox"/>	3 <input type="checkbox"/>	4 <input type="checkbox"/>	5 <input type="checkbox"/>	6 <input type="checkbox"/>	7 <input type="checkbox"/>	8 <input type="checkbox"/>
6. FRUITS, NUTS, BERRIES - Apples, peaches, grapes, citrus, pecans, strawberries, etc.	681	682	683	684	1 <input type="checkbox"/>	2 <input type="checkbox"/>	3 <input type="checkbox"/>	4 <input type="checkbox"/>	5 <input type="checkbox"/>	6 <input type="checkbox"/>	7 <input type="checkbox"/>	8 <input type="checkbox"/>
7. OTHER CROPS - Peanuts, Irish potatoes, sweet potatoes, sugarcane, sugar beets, mint for oil, hops, etc.	685	686	687	688	1 <input type="checkbox"/>	2 <input type="checkbox"/>	3 <input type="checkbox"/>	4 <input type="checkbox"/>	5 <input type="checkbox"/>	6 <input type="checkbox"/>	7 <input type="checkbox"/>	8 <input type="checkbox"/>
8. NURSERY AND GREENHOUSE PRODUCTS { a. Acres in open b. Square feet under protection	691 696	692 697	693 698	694 699	1 <input type="checkbox"/>	2 <input type="checkbox"/>	3 <input type="checkbox"/>	4 <input type="checkbox"/>	5 <input type="checkbox"/>	6 <input type="checkbox"/>	7 <input type="checkbox"/>	8 <input type="checkbox"/>

SECTION 19 LIVESTOCK, POULTRY, AND THEIR PRODUCTS SOLD DURING 1979
Refer to the INSTRUCTION SHEET, section 19.

Indicate estimated gross value of sales.

	None	Estimated gross value of sales during 1979 - Mark (X) one							
		Less than \$1,000	\$1,000-\$2,499	\$2,500-\$4,999	\$5,000-\$9,999	\$10,000-\$39,999	\$40,000-\$99,999	\$100,000-\$499,999	\$500,000 and over
1. Cattle and calves	700	1 <input type="checkbox"/>	2 <input type="checkbox"/>	3 <input type="checkbox"/>	4 <input type="checkbox"/>	5 <input type="checkbox"/>	6 <input type="checkbox"/>	7 <input type="checkbox"/>	8 <input type="checkbox"/>
2. Hogs and pigs	701	1 <input type="checkbox"/>	2 <input type="checkbox"/>	3 <input type="checkbox"/>	4 <input type="checkbox"/>	5 <input type="checkbox"/>	6 <input type="checkbox"/>	7 <input type="checkbox"/>	8 <input type="checkbox"/>
3. Dairy products	702	1 <input type="checkbox"/>	2 <input type="checkbox"/>	3 <input type="checkbox"/>	4 <input type="checkbox"/>	5 <input type="checkbox"/>	6 <input type="checkbox"/>	7 <input type="checkbox"/>	8 <input type="checkbox"/>
4. Poultry and poultry products	703	1 <input type="checkbox"/>	2 <input type="checkbox"/>	3 <input type="checkbox"/>	4 <input type="checkbox"/>	5 <input type="checkbox"/>	6 <input type="checkbox"/>	7 <input type="checkbox"/>	8 <input type="checkbox"/>
5. Other livestock and livestock products - Sheep, horses, bees, honey, fish in captivity, etc.	704	1 <input type="checkbox"/>	2 <input type="checkbox"/>	3 <input type="checkbox"/>	4 <input type="checkbox"/>	5 <input type="checkbox"/>	6 <input type="checkbox"/>	7 <input type="checkbox"/>	8 <input type="checkbox"/>

SECTION 20 PERSON COMPLETING THIS REPORT

PLEASE PRINT	Name	705 Date	Telephone	
			706 Area code	Number

Remarks

79-A35-L1A
(12-79)



UNITED STATES DEPARTMENT OF COMMERCE
Bureau of the Census
Washington, D.C. 20233

OFFICE OF THE DIRECTOR

Reply to:
BUREAU OF THE CENSUS
1201 EAST TENTH STREET
JEFFERSONVILLE, INDIANA 47132

FROM THE DIRECTOR
BUREAU OF THE CENSUS

As a result of the current concern about the supply of energy needs for the farming sector, the Bureau of the Census is conducting a farm energy survey covering the year 1979.

The information has been requested by the Departments of Agriculture and Energy, as well as many farm organizations. The data are needed to help assess the energy requirements by type of fuel and geographic area that are necessary to support our Nation's agricultural needs. While exact figures are most desirable, carefully prepared estimates are acceptable.

Response to this inquiry is required by law (title 13, United States Code). Under this legislation, your report is confidential and can be seen only by sworn Census employees. It cannot be used for investigation, regulation, or taxation. Only totals that do not reveal information about an individual respondent will be published or otherwise released by the Bureau of the Census.

We earnestly request your cooperation and urge you to return the completed report within 20 days in the enclosed preaddressed envelope. If filing within the requested time period causes an undue burden, a request for a filing extension may be sent to the above address. Please include the Census File Number (CFN) appearing in the upper left-hand corner of the address label on your correspondence.

Your cooperation will be greatly appreciated.

Sincerely,

VINCENT P. BARABBA

Enclosure

79-A35-L2A
(1-80)



UNITED STATES DEPARTMENT OF COMMERCE
Bureau of the Census
Data Preparation Division
Jeffersonville, Indiana 47132

FROM THE ASSISTANT DIRECTOR FOR
ECONOMIC AND AGRICULTURE CENSUSES
BUREAU OF THE CENSUS

Many farmers and ranchers across the Nation have already completed and returned their reports for the 1979 Farm Energy Survey. If you have already done so, we appreciate your promptness and thank you for it.

If you have not completed and returned your report, please do so within the next couple of days. Since the farms in this survey were drawn by lot in a selected cross-section sample of all agricultural operations, the lack of data for any selected farm will be harmful to the accuracy of the results. Regardless of how large or small your operation, we need your completed report. Without your cooperation, the estimates of farm energy requirements which will be produced from this survey may be grossly in error for your State.

If you did not conduct any agricultural operations in 1979, it is equally important to hear from you. Please complete the first and last sections of the report form and return it to us immediately so that further followups will not be necessary for us to learn this information. In case your report has been lost or mislaid, we are enclosing another copy for your use. A preaddressed envelope is also enclosed for your convenience.

If you have any questions about this report please write to us at the above address. Please include the 11-digit Census File Number (CFN) appearing in the upper left-hand corner of the address label on your correspondence.

Thank you for your cooperation.

Sincerely,

RICHARD B. QUANRUD

Enclosures

79-A35-L3A
(3-80)



UNITED STATES DEPARTMENT OF COMMERCE
Bureau of the Census
Data Preparation Division
Jeffersonville, Indiana 47132

FROM THE ASSISTANT DIRECTOR FOR
ECONOMIC AND AGRICULTURE CENSUSES
BUREAU OF THE CENSUS

We have not received the 1979 Farm Energy Survey report which was mailed to you in March. If you mailed your report within the last several days it has probably crossed this letter in the mail. If so, please disregard this reminder and accept our thanks for your cooperation.

If you have not completed and returned your report please do so immediately. With the ever-increasing problems in energy today, results of this survey are urgently needed; otherwise, out-dated information will have to be used to make State fuel allocations and other decisions which may affect your operation.

We need your response no matter how little energy you use in your farming operation. State-level estimates will be derived from this sample, and your response can have a direct effect on the quality of those estimates. Your response is **COMPLETELY CONFIDENTIAL** by law (title 13, United States Code).

If you have questions on how to complete the report, please write to us at the above address using the reverse side of this letter.

Sincerely,

RICHARD B. QUANRUD

NOTICE — In compliance with the Privacy Act (P.L. 93579) of 1974, we are required to inform you that response to this inquiry is required by law (title 13, United States Code). By the same law **YOUR REPORT TO THE CENSUS BUREAU IS CONFIDENTIAL**. It may be seen only by sworn Census employees and may be used only for statistical purposes. Your report **CANNOT** be used for purposes of taxation, investigation, or regulation. The law also provides that copies retained in your files are immune from legal process.

79-A35-L3A.1
(5-80)



UNITED STATES DEPARTMENT OF COMMERCE
Bureau of the Census
Data Preparation Division
Jeffersonville, Indiana 47132

FROM THE ASSISTANT DIRECTOR FOR
ECONOMIC AND AGRICULTURE CENSUSES
BUREAU OF THE CENSUS

We have not received your completed report for the 1979 Farm Energy Survey. If you mailed your report within the last several days it has probably crossed this letter in the mail. If so, please disregard this reminder and accept our thanks for your cooperation.

If you have not completed and returned your report please do so immediately. With the ever-increasing problems in energy today, results of this survey are urgently needed; otherwise, out-dated information will have to be used to make State fuel allocations and other decisions which may affect your operation.

We need your response no matter how little energy you use in your farming operation. State-level estimates will be derived from this sample, and your response can have a direct effect on the quality of those estimates. Your response is COMPLETELY CONFIDENTIAL by law (title 13, United States Code).

If you have questions on how to complete the report, please write to us at the above address using the reverse side of this letter.

Sincerely,

RICHARD B. QUANRUD

NOTICE — In compliance with the Privacy Act (P.L. 93579) of 1974, we are required to inform you that response to this inquiry is required by law (title 13, United States Code). By the same law YOUR REPORT TO THE CENSUS BUREAU IS CONFIDENTIAL. It may be seen only by sworn Census employees and may be used only for statistical purposes. Your report CANNOT be used for purposes of taxation, investigation, or regulation. The law also provides that copies retained in your files are immune from legal process.

79-A35-L4A
(3-80)



UNITED STATES DEPARTMENT OF COMMERCE
Bureau of the Census
Data Preparation Division
Jeffersonville, Indiana 47132

FROM THE ASSISTANT DIRECTOR FOR
ECONOMIC AND AGRICULTURE CENSUSES
BUREAU OF THE CENSUS

Your completed report for the 1979 Farm Energy Survey still has not been received. It was mailed to you in March and was due 20 days after you received it. We are under a very tight schedule and need your report right away. If you have not returned your completed report, please complete and return it to us immediately in the preaddressed envelope provided. In case you mislaid the previous report we have enclosed another copy for your use.

Response to this inquiry is required by law (title 13, United States Code). Let me assure you once more that your individual report is **COMPLETELY CONFIDENTIAL** by law. Your answers will be combined with those of other respondents to produce State and national totals.

Each address in our mailing list has a different Census File Number (CFN) and each has to be accounted for. If you received several forms with different CFN numbers for the same farming operation, mark the extra forms "Duplicate" and return them with your completed report, or separately if your completed report has crossed with this request in the mail.

If you did not conduct any agricultural operations in 1979, it is equally important to hear from you. Please complete the first and last sections of the report form and return it to us immediately so that further followups are not necessary.

Sincerely,

RICHARD B. QUANRUD

Enclosures

IMPORTANT — In all correspondence, please include the 11-digit Census File Number shown in the address label of your report form.

79-A35-L4A.1
(5-80)



UNITED STATES DEPARTMENT OF COMMERCE
Bureau of the Census
Data Preparation Division
Jeffersonville, Indiana 47132

FROM THE ASSISTANT DIRECTOR FOR
ECONOMIC AND AGRICULTURE CENSUSES
BUREAU OF THE CENSUS

Your completed report for the 1979 Farm Energy Survey still has not been received. We are under a very tight schedule and need your report right away. If you have not returned your completed report, please complete and return it to us immediately in the preaddressed envelope provided. In case you mislaid the previous report we have enclosed another copy for your use.

Response to this inquiry is required by law (title 13, United States Code). Let me assure you once more that your individual report is **COMPLETELY CONFIDENTIAL** by law. Your answers will be combined with those of other respondents to produce State and national totals.

Each address in our mailing list has a different Census File Number (CFN) and each has to be accounted for. If you received several forms with different CFN numbers for the same farming operation, mark the extra forms "Duplicate" and return them with your completed report, or separately if your completed report has crossed with this request in the mail.

If you did not conduct any agricultural operations in 1979, it is equally important to hear from you. Please complete the first and last sections of the report form and return it to us immediately so that further followups are not necessary.

Sincerely,

RICHARD B. QUANRUD

Enclosures

IMPORTANT — In all correspondence, please include the 11-digit Census File Number shown in the address label of your report form.

DUE DATE: 20 DAYS AFTER RECEIPT OF FORM

Form Approved: O.M.B. No. 41-579057

NOTICE Response to this inquiry is required by law (title 13, U.S. Code). By the same law your report to the Census Bureau is confidential. It may be seen only by sworn Census employees and may be used only for statistical purposes. The law also provides that copies retained in your files are immune from legal process.

FORM 79-A9A
(11-9-79)U.S. DEPARTMENT OF COMMERCE
BUREAU OF THE CENSUS

In correspondence pertaining to this report, please refer to the 11-digit Census File Number (CFN) in label below

**FARM FINANCE SURVEY — 1979
OPERATOR'S REPORT**

COMPLETE AND RETURN TO

Bureau of the Census
1201 East Tenth Street
Jeffersonville, Indiana 47132

The financial needs of the American farmers are changing.

It is important to know facts such as:

The relative debt burden of farmers

That sufficient loan funds are available from the different lenders

The capital investment, operating expenditures, and the amount and sources of income of farmers

These and many other financial problems can be examined only by obtaining information from you and the other survey respondents. Please give the best answers you can, making estimates when you do not have exact figures. Your answers will be combined with others so that confidentiality is maintained. Please answer each question that applies to you.

CENSUS
USE
ONLY

035

036

037

038

039

040

041

042

(Please correct any error in name and address, including ZIP code.)

Section 1 ACREAGE in 1979 and CURRENT MARKET VALUE of land and buildings

(See instruction sheet.) Include all cropland, pastureland, rangeland, woodland, wasteland, idle land, house lots, etc.

Number
of acresEstimated current market value
of these acres including the
dwellings and other buildings
on them

Dollars Cents

043

044

\$

045

046

\$

047

048

\$

049

These are the ACRES in
"THIS PLACE"
for this Census report

1. All land owned ☐ None
2. All land rented or leased FROM OTHERS, including land worked on shares; leased Federal, State, and railroad land; and land used rent free. (Do NOT include land used on a per-head basis under a grazing permit.) Also complete item 5 below ☐
3. ALL land rented or leased TO OTHERS, including land worked on shares by others and land subleased ☐
4. TOTAL ACRES IN "THIS PLACE" (Please ADD acres owned (item 1) and acres rented (item 2), then SUBTRACT acres rented to others (item 3), and enter your answer in this space.)
- "THIS PLACE" means your farm or ranch, feedlots, poultry houses, greenhouses, and/or any other agricultural operations.

5. If you rented land FROM OTHERS (item 2 above), please enter the following information for each landlord.

Name of landlord	Mailing address of landlord	Number of acres rented	Rental arrangements in 1979 — Mark (X) all that apply			
			Share of crops	Share of livestock or products	Cash as rent	Other arrangements
First name, middle initial, last name	Number and street or rural route and box number	052	053			
	Post Office State ZIP code		1 <input type="checkbox"/>	2 <input type="checkbox"/>	3 <input type="checkbox"/>	4 <input type="checkbox"/>
First name, middle initial, last name	Number and street or rural route and box number	054	055			
	Post Office State ZIP code		1 <input type="checkbox"/>	2 <input type="checkbox"/>	3 <input type="checkbox"/>	4 <input type="checkbox"/>
First name, middle initial, last name	Number and street or rural route and box number	056	057			
	Post Office State ZIP code		1 <input type="checkbox"/>	2 <input type="checkbox"/>	3 <input type="checkbox"/>	4 <input type="checkbox"/>
First name, middle initial, last name	Number and street or rural route and box number	058	059			
	Post Office State ZIP code		1 <input type="checkbox"/>	2 <input type="checkbox"/>	3 <input type="checkbox"/>	4 <input type="checkbox"/>
First name, middle initial, last name	Number and street or rural route and box number	060	061			
	Post Office State ZIP code		1 <input type="checkbox"/>	2 <input type="checkbox"/>	3 <input type="checkbox"/>	4 <input type="checkbox"/>

List any additional landlords on continuation sheet.

6. Of the land you rented or leased to others (item 3 above), how many acres did you own? ☐ None

Number
of acres

Current market value

Dollars Cents

062

063

\$

PLEASE READ

You may be able to skip most of this form if

- a. All the land you owned or rented was worked on shares or rented to someone else.
b. There were no crops or livestock in 1979 on the acres in THIS PLACE (item 4).
c. The land you operated prior to 1979 has been sold to someone else.
If a, b, or c apply to your operation, please explain in section 14, complete section 15 and mail back the report form in the return envelope.

7. How many set aside acres did you have in the Federal Farm Program in 1979? ☐ None 064 Acres

8. Was any farm or ranch land sold by you in 1979 for —

None

Acres	Sales value	
	Dollars	Cents
065	066	
	\$	
067	068	
	\$	

- a. Farming or ranching purposes? ☐

- b. Other purposes? ☐

9. If you rented land from others (item 2), how much cash rent did you pay for the year 1979? ☐ None

Acres	Cash rent	
	Dollars	Cents
069	070	
	\$	

10. Is this farm or ranch operated by a hired manager? (See enclosed instruction sheet.) 071 1 ☐ YES 2 ☐ NO

Section 2 PURCHASES, EXPENDITURES AND CREDIT USED DURING 1979 FOR THE AGRICULTURAL OPERATION

These items concern the kinds of purchases and expenditures made and the amount of credit used during 1979 for agricultural operations on this place, section 1, item 4. In column 1, report the total cost of the purchases or expenditures. In column 2, report the amount of credit used, if any, for the purchases and expenditures. (See enclosed instruction sheet.)

NOTE — For each expense or purchase in column 1, complete column 2 either with the dollar amount or mark (X) in the "No credit used" box.

■ Agricultural capital purchases for this place during 1979

1. Purchases in 1979 of land, including buildings — *Include only land in this place as reported in section 1, item 4.*

2. Expenditures for land and irrigation improvements including land preparation, well drilling, ponds, drainage, roads, feedlots, fences, trench silos, lagoons, etc.

3. Expenditures for buildings and structures — *Include new or additions to dwellings, barns, shelters, milking parlors, hog houses, poultry houses, crop storage, silos, and others. Exclude repairs.*

4. Purchases of tractors and farm machinery at net cost — *(Total cost minus trade-in values)*

a. New
b. Used

5. Purchases of trucks and autos at net cost — *(Total cost minus trade-in values)*

a. New
b. Used

6. Purchases of breeding livestock and dairy cows and heifers

7. All other agricultural capital purchases — *Include movable irrigation equipment and machinery such as pipes, siphons, nozzles, pumps and engines; other motor driven vehicles such as airplanes or other special use vehicles that were used on this place. Exclude capital purchases covered above*

■ Agricultural operating expenses and other purchases for this place during 1979. *Do not include here depreciation, income taxes, cash rent; expenditures for the purchase of land, buildings, or machinery; expenditures for the farm dwelling including repairs, taxes, insurance, and other items; also exclude expenses paid by landlords, and value of items furnished by contractors.*

8. Expenditures for feed — grain, hay, silage, mixed feeds, concentrates, etc.

9. Purchases of livestock and poultry other than breeding stock and dairy cows and heifers

10. Purchases of fertilizer

11. Expenditures for hired wages and contract labor — *Report gross cash payments to employees, including paid family members, before deductions for Social Security, taxes, insurance premiums, etc.*

12. Purchases of gasoline, diesel fuel, LP gas, other fuel, motor oil, and grease for farm use only

13. All other agricultural operating expenditures such as machine hire, customwork, seeds, pesticides, real estate and personal property taxes, utilities; upkeep of farm buildings, machinery, fences, drains and irrigation systems; interest and other finance charges; storage charges; lime, soil conditioners, etc.

14. Funds borrowed during 1979 for any farm purpose other than listed above (such as replenishment of working capital or to increase your bank balance)

TOTAL COST AND CREDIT USED					
Total purchases or expenditures in 1979			Portion financed Exclude 30-day accounts		
None	(1) Total amount Cash and credit		No credit used	(2)	
	Dollars	Cents		Dollars	Cents
	072			073	
<input type="checkbox"/>	\$		<input type="checkbox"/>	\$	
	074			075	
<input type="checkbox"/>	\$		<input type="checkbox"/>	\$	
	076			077	
<input type="checkbox"/>	\$		<input type="checkbox"/>	\$	
	078			079	
<input type="checkbox"/>	\$		<input type="checkbox"/>	\$	
	080			081	
<input type="checkbox"/>	\$		<input type="checkbox"/>	\$	
	082			083	
<input type="checkbox"/>	\$		<input type="checkbox"/>	\$	
	084			085	
<input type="checkbox"/>	\$		<input type="checkbox"/>	\$	
	086			087	
<input type="checkbox"/>	\$		<input type="checkbox"/>	\$	
	088			089	
<input type="checkbox"/>	\$		<input type="checkbox"/>	\$	
	090			091	
<input type="checkbox"/>	\$		<input type="checkbox"/>	\$	
	092			093	
<input type="checkbox"/>	\$		<input type="checkbox"/>	\$	
	094			095	
<input type="checkbox"/>	\$		<input type="checkbox"/>	\$	
	096			097	
<input type="checkbox"/>	\$		<input type="checkbox"/>	\$	
	098			099	
<input type="checkbox"/>	\$		<input type="checkbox"/>	\$	
	100			101	
<input type="checkbox"/>	\$		<input type="checkbox"/>	\$	
				103	
<input type="checkbox"/>			<input type="checkbox"/>	\$	

Section 8 TAXES

Did you own any farm or ranch land in 1979?

032

1 ☐ YES — Complete this section (See enclosed instruction sheet.)2 ☐ NO — Go to section 9

1. What was the number of acres of your farm or ranch land as shown on your tax bill(s) for 1979? 175 Acres

2. What was the assessed value of land, buildings, and other improvements shown on your real estate tax bill(s) for 1979? ☐ None

Dollars	Cents
176	

3. What was the total amount of real estate taxes (land, buildings, and other improvements) payable by you as shown on your tax bill(s) for 1979? ☐ None

Dollars	Cents
177	

Section 9 ASSETS OWNED BY THE FARM OPERATOR
(See enclosed instruction sheet.)

■ Items owned — Exclude value of land reported in section 1.

1. Dwellings

None

Estimated market value as of December 31, 1979

Dollars	Cents
178	

a. Farm dwellings for hired laborers ☐ \$ 179b. Operator's dwelling if on this place (section 1, item 4) (If not on this place report in item 21 below.) ☐ \$ 1802. All other buildings except dwellings ☐ \$ 1813. Autos ☐ \$ 1824. Trucks ☐ \$ 1835. Tractors ☐ \$ 1846. Other farm machinery and equipment ☐ \$ 1857. Crops stored:

{	a. On-farm	<input type="checkbox"/> \$ 186
	b. Off-farm	<input type="checkbox"/> \$ 187

8. Beef animals ☐ \$ 1889. Dairy animals ☐ \$ 18910. Hogs and pigs ☐ \$ 19011. Sheep and lambs ☐ \$ 19112. Poultry — Include layers, broilers, turkeys, etc. ☐ \$ 19213. Other livestock (horses, mink, bees, fish, rabbits, etc.) ☐ \$ 19314. Money owed to you ☐ \$ 19415. U.S. Savings Bonds ☐ \$ 19516. Other bonds, corporate stocks, and certificates of deposit ☐ \$ 19617. Cash values of life insurance ☐ \$ 19718. Money in checking and savings accounts in banks ☐ \$ 19819. Money in savings and loan associations and other savings accounts ☐ \$ 19920. Cash and currency on hand ☐ \$ 200

21. Nonfarm assets owned and debts — Include nonfarm property such as off farm dwellings, cotton gins, stocks of cooperative organizations, motels, stores, vehicles, machinery, and equipment for nonfarm uses, etc.

Estimated market value of these assets (as of December 31, 1979) ☐ \$ 201Debts related to these assets (as of December 31, 1979) ☐ \$Section 10 OFF-FARM INCOME DURING 1979
(See enclosed instruction sheet.)

1. How much did you and members of your family living in your household receive in 1979 from each of the following sources?

a. Cash wages, salaries, tips, Armed Forces pay, commissions, piece-rate payments, and cash bonuses (report amount before deducting income taxes and other withholding items).

None

Dollars	Cents
229	

(1) Nonfarm jobs or professions ☐ \$ 230(2) Farm work — Exclude customwork reported in section 6, item 1. ☐ \$ 231b. Operation of a non-farm-related business (not reported in section 6) or professional practice. — Report NET after cash expenses. ☐ \$ 232

c. Retirement and/or disability —

(1) Social Security ☐ \$ 233(2) Other public (government retiree, military, or railroad) veterans payments ☐ \$ 234(3) Private pensions ☐ \$ 235d. Public assistance, SSI (Supplemental Security Income), welfare benefits, unemployment compensation ☐ \$ 236e. Interest ☐ \$ 237f. Dividends ☐ \$ 238g. Income from estates or trusts, net cash rental income from nonfarm property, net royalties, or lease payments for mineral rights ☐ \$ 239h. Annuities, alimony, regular contributions from persons not living in the household, and other money income, from any other source ☐ \$

Section 11 WHEN AND HOW OWNED LAND OPERATED WAS ACQUIRED

1. Copy reported acres from section 1, item 1 ☐ None

Acres
270

2. Copy reported acres from section 1, item 6 ☐ 2713. Subtract item 2 from item 1, this is the "owned land operated" by you ☐ 272

If "owned land operated" is greater than zero — complete this section, otherwise skip to section 12.

4. When did you purchase or acquire the "owned land operated"? Please enter acres by years listed below.

a. During 1979 ☐ None

Acres
280

(1) Was any of the land purchased in 1979 financed by a mortgage on land you already owned?
281 ☐ Yes ☐ Nob. 1975 through 1978 ☐ 282c. 1970 through 1974 ☐ 283d. 1965 through 1969 ☐ 284e. 1960 through 1964 ☐ 285f. Prior to 1960 ☐ 286g. TOTAL (Should equal item 3 above). ☐ 287

5. How did you purchase or acquire the "owned land operated"? Please enter acres by appropriate source.

a. Purchase from non-relative ☐ None

Acres
288

b. Purchase from a relative ☐ 289c. Inherited or gift ☐ 290d. Other — Specify ☐ 291e. TOTAL (Should equal item 3 above). ☐ 292

Section 12 OFF-FARM WORK AND EDUCATION

(See enclosed instruction sheet.)

- **Note:** Answer column 1 for operator.
Answer column 2 for spouse; if no spouse mark (X) box 3, column 2.

1. Off-farm work — Did you (or did your spouse) work for pay at an off-farm job during 1979?
Include self-employment, business, or professional work. Exclude exchange farm work.

If more than one off-farm job, describe the one at which the most hours were worked.

a. Were you (or was your spouse):

- Employee of another farm or ranch?
- Employee of a private company, business or individual, for wage, salary, or commission?
- Federal, State, or local government employee?
- Self employed-operating a farm related business?
- Self employed-operating a nonfarm related business or professional practice?

Column 1
REPORT FOR OPERATOR

- 300 1 ☐ Yes — Complete this section
2 ☐ No — Skip to item 2

- 302 1 ☐
2 ☐
3 ☐
4 ☐
5 ☐
- Mark (X) one box

Column 2
REPORT FOR SPOUSE

- 301 1 ☐ Yes — Complete this section
2 ☐ No — Skip to item 2
3 ☐ No spouse

- 303 1 ☐
2 ☐
3 ☐
4 ☐
5 ☐
- Mark (X) one box

b. What kind of business or industry was this? (Example: public school system, road construction company, textile mill, automobile repair service, truck assembly plant, dairy farm.)

304 Specify

c. What kind of work were you (or was your spouse) doing on the off-farm job in 1979?
(Example: high school English teacher, lawyer, sales clerk, real estate agent, automobile mechanic, machinist, practical nurse, manager, farm or ranch worker, etc.)

Specify

d. Describe the most important work activity on the off-farm job in 1979. (For example: sells farm supplies, repairs equipment, drives truck, general farm work, manages own business.)

Specify

e. How many hours per week were normally worked for pay at this off-farm job?

310 _____ Hours

f. How many weeks per year were normally worked at this off-farm job?

312 _____ Weeks

g. How many miles were traveled one way to work at this off-farm job?

314 _____ Miles

305 Specify

Specify

311 _____ Hours

313 _____ Weeks

315 _____ Miles

2. Education — What was the highest grade (or year) of school ever completed? Mark (X) applicable box.

- 316
- | | | |
|----------------------------|----------------------------|----------------------------|
| Less than 5 | 5-8 | 9-11 |
| 1 <input type="checkbox"/> | 2 <input type="checkbox"/> | 3 <input type="checkbox"/> |
| 12 | 13-14 | 15-16 |
| 4 <input type="checkbox"/> | 5 <input type="checkbox"/> | 6 <input type="checkbox"/> |
| 17 or more | | |
| 7 <input type="checkbox"/> | | |

- 317
- | | | |
|----------------------------|----------------------------|----------------------------|
| Less than 5 | 5-8 | 9-11 |
| 1 <input type="checkbox"/> | 2 <input type="checkbox"/> | 3 <input type="checkbox"/> |
| 12 | 13-14 | 15-16 |
| 4 <input type="checkbox"/> | 5 <input type="checkbox"/> | 6 <input type="checkbox"/> |
| 17 or more | | |
| 7 <input type="checkbox"/> | | |

Section 13 HOUSEHOLD CHARACTERISTICS

318

1. Citizenship of operator 1 ☐ United States 2 ☐ Other — Specify country

2. Size of household. How many persons were included in your household on December 31, 1979? Include yourself (operator or senior partner), spouse, children, and others such as other relatives, or others living in your household Number

319

320

a. Of these, how many were under 16 years of age? Number

3. Was the farm or family income benefited by any of the following programs during 1979? Mark (X) all that apply.

321

- | | |
|--|--|
| 1 <input type="checkbox"/> The county Cooperative Extension Service | 6 <input type="checkbox"/> Direct contact with specialists at a State Agricultural College |
| 2 <input type="checkbox"/> Agricultural Conservation Program (ACP) of ASCS | 7 <input type="checkbox"/> Food stamp or special nutrition programs |
| 3 <input type="checkbox"/> Soil Conservation Program | 8 <input type="checkbox"/> Aid to families with dependent children (AFDC) |
| 4 <input type="checkbox"/> Federal Crop Insurance | 9 <input type="checkbox"/> Formal job training program sponsored by any school, military service, or government program such as CETA |
| 5 <input type="checkbox"/> Forest service | |

Section 14 REMARKS AND EXPLANATIONS**Section 15 SIGNATURE OF PERSON COMPLETING THIS REPORT — Please check your answers, then sign below.**

Name	330 Date	Telephone	331 Area code	Number
------	----------	-----------	---------------	--------

DUE DATE: 20 DAYS AFTER RECEIPT OF FORM

Form Approved: O.M.B. No. 41-S79057

NOTICE Response to this inquiry is required by law (title 13, U.S. Code). By the same law your report to the Census Bureau is confidential. It may be seen only by sworn Census employees and may be used only for statistical purposes. The law also provides that copies retained in your files are immune from legal process.

In correspondence pertaining to this report, please refer to the 11-digit Census File Number (CFN) in label below.

FORM 79-A9B
(11-9-79)U.S. DEPARTMENT OF COMMERCE
BUREAU OF THE CENSUS**FARM FINANCE SURVEY — 1979
LANDLORD'S REPORT**

COMPLETE AND RETURN TO

Bureau of the Census
1201 East Tenth Street
Jeffersonville, Indiana 47132

The financial needs of the American farmers and farm landlords are changing.

It is important to know facts such as:

Their relative debt burden

That sufficient loan funds are available
from different lendersThe net returns that farm operators and land owners earn
on their investments after paying their expenses

These and many other financial problems can be examined only by obtaining information from you and the other survey respondents. Please give the best answers you can, making estimates when you do not have exact figures. Your answers will be combined with others so that confidentiality is maintained. Please answer each question that applies to you.

CENSUS
USE
ONLY

035

039

036

040

037

041

038

042

(Please correct any error in name and address, including ZIP code.)

Section 1 ACREAGE in 1979 and CURRENT MARKET VALUE of LAND and BUILDINGS (See instruction sheet, section 1)

1. How many acres owned or controlled by you were used in 1979 by the person listed on the top line of the address label?

Acres

049

2. What is your estimate of the market value of this acreage including the dwelling and all other buildings? ... \$

Market value
CENTS NOT REQUIRED

050

None 051

3. Of the acres entered in item 1, how many were purchased in 1979? ☐ Acres**Section 2 PURCHASES, EXPENDITURES, AND CREDIT USED DURING 1979 in connection with the acreage in section 1, item 1** — The items in this section concern the kinds of purchases and expenditures made and the amount of credit used during 1979 for agricultural operations. In column 1, report the total cost of the purchases or expenditures. In column 2, report the amount of credit used, if any, for the purchases (see instruction sheet, section 2). For each expense or purchase entered in column 1, complete column 2, either with the dollar amount or mark (X) in the "No credit used" box. Do not include your tenants' share of any expenses.**TOTAL COST AND CREDIT USED**Total purchases or
expenditures in 1979
(1)Portion financed
Exclude 30-day accounts
(2)

None	Total amount Cash and credit		No credit used	Dollars		Cents
	Dollars	Cents				
<input type="checkbox"/>	072		<input type="checkbox"/>	073		
<input type="checkbox"/>	074		<input type="checkbox"/>	075		
<input type="checkbox"/>	076		<input type="checkbox"/>	077		
<input type="checkbox"/>	078		<input type="checkbox"/>	079		
<input type="checkbox"/>	080		<input type="checkbox"/>	081		
<input type="checkbox"/>	082		<input type="checkbox"/>	083		
<input type="checkbox"/>	084		<input type="checkbox"/>	085		
<input type="checkbox"/>	086		<input type="checkbox"/>	087		
<input type="checkbox"/>	088		<input type="checkbox"/>	089		
<input type="checkbox"/>	090		<input type="checkbox"/>	091		
<input type="checkbox"/>	092		<input type="checkbox"/>	093		
<input type="checkbox"/>	094		<input type="checkbox"/>	095		
<input type="checkbox"/>	096		<input type="checkbox"/>	097		
<input type="checkbox"/>	098		<input type="checkbox"/>	099		
<input type="checkbox"/>	100		<input type="checkbox"/>	101		
<input type="checkbox"/>			<input type="checkbox"/>	103		

■ Agricultural capital purchases related to the acreage in section 1, item 1, during 1979

1. Purchases of land, including buildings — Include only land as reported in section 1, item 3

2. Expenditures for land and irrigation improvements including land preparation, well drilling, ponds, drainage, roads, feedlots, fences, trench silos, lagoons, etc.

3. Expenditures for buildings and structures — Include new or additions to dwellings, barns, shelters, milking parlors, hog houses, poultry houses, crop storage, silos, etc. Exclude repairs

4. Purchases of tractors and farm machinery at net cost —
Total cost minus trade-in values. { a. New
b. Used5. Purchases of trucks and autos at net cost —
Total cost minus trade-in values. { a. New
b. Used

6. Purchases of breeding livestock and dairy cows and heifers

7. All other agricultural capital purchases — Include movable irrigation equipment and machinery such as pipes, siphons, nozzles, pumps and engines; other motor driven vehicles such as airplanes, or other special use vehicles that were used on this place. Exclude capital purchases covered above.

■ Agricultural operating expenses and other purchases related to the acreage in section 1, item 1, during 1979. Do not include here expenses paid by tenants, depreciation, income taxes, expenditures for the purchase of land, buildings, or machinery; expenditures for the landlord's dwelling including repairs, taxes, insurance, and other items.

8. Expenditures for feed — grain, hay, silage, mixed feeds, concentrates, etc.

9. Purchases of livestock and poultry other than breeding stock and dairy cows and heifers

10. Purchases of fertilizer

11. Expenditures for hired wages and contract labor — Report gross cash payments to employees including paid family members, before deductions for Social Security, taxes, insurance premiums, etc.

12. Purchases of gasoline, diesel fuel, LP gas, other fuel, motor oil, and grease for farm use only

13. All other agricultural operating expenditures such as machine hire, customwork, seeds, pesticides, real estate and personal property taxes, utilities; upkeep of farm buildings (including tenant's dwelling), machinery, fences, drains, and irrigation systems; interest and other finance charges; storage charges; lime, soil conditioners, etc.

14. Funds borrowed during 1979 in connection with the acreage in section 1, item 1, for any purpose other than listed above (such as replenishment of working capital)

FORM 70-AGB (11-2-79)

<div>Section 8 PARTICIPATION IN MANAGEMENT DECISIONS <i>To be reported for the acres in section 1, item 1.</i></div> <table border="1" style="width: 100%; border-collapse: collapse; margin-top: 5px;"><thead><tr><th colspan="4" style="text-align: center;">Management decisions determined by — <i>Mark (X) only one box for each item</i></th></tr><tr><th></th><th style="text-align: center;">Landlord only</th><th style="text-align: center;">Tenant only</th><th style="text-align: center;">Landlord and tenant jointly</th></tr></thead><tbody><tr><td>1. Selection of fertilizer and chemicals</td><td style="text-align: center;">224 <input type="checkbox"/></td><td style="text-align: center;">2 <input type="checkbox"/></td><td style="text-align: center;">3 <input type="checkbox"/></td></tr><tr><td>2. Cultivation practices</td><td style="text-align: center;">225 <input type="checkbox"/></td><td style="text-align: center;">2 <input type="checkbox"/></td><td style="text-align: center;">3 <input type="checkbox"/></td></tr><tr><td>3. Selection of crop varieties or livestock breeds</td><td style="text-align: center;">226 <input type="checkbox"/></td><td style="text-align: center;">2 <input type="checkbox"/></td><td style="text-align: center;">3 <input type="checkbox"/></td></tr><tr><td>4. Harvesting decisions</td><td style="text-align: center;">227 <input type="checkbox"/></td><td style="text-align: center;">2 <input type="checkbox"/></td><td style="text-align: center;">3 <input type="checkbox"/></td></tr><tr><td>5. Marketing agricultural products</td><td style="text-align: center;">228 <input type="checkbox"/></td><td style="text-align: center;">2 <input type="checkbox"/></td><td style="text-align: center;">3 <input type="checkbox"/></td></tr></tbody></table> <div>Section 9 TYPE OF OWNERSHIP <i>Mark (X) the one item which best describes the ownership of land rented out in 1979. (See enclosed instruction sheet.)</i> Land owned by —</div> <div style="margin-top: 5px;"><div>1. FAMILY or INDIVIDUAL (sole proprietorship), excluding partnership and corporation 242 <input type="checkbox"/></div><div>2. PARTNERSHIP. Include family partnerships 2 <input type="checkbox"/></div><div>3. CORPORATION INCORPORATED UNDER STATE LAW. Answer both a and b. a. Is this a family held corporation? <div style="display: inline-block; vertical-align: middle;"><div>3 <input type="checkbox"/> YES</div><div>4 <input type="checkbox"/> NO</div></div> b. Are there more than 10 stockholders? <div style="display: inline-block; vertical-align: middle;"><div>5 <input type="checkbox"/> YES</div><div>6 <input type="checkbox"/> NO</div></div></div><div>4. OTHER, such as cooperative, estate or trust, prison farm, grazing association, Indian reservation, etc. 7 <input type="checkbox"/> Specify _____</div></div> <div style="text-align: right; margin-top: 5px;"><div>Complete part A section 10</div><div>Complete part B section 10</div><div>Skip to section 11</div></div>	Management decisions determined by — <i>Mark (X) only one box for each item</i>					Landlord only	Tenant only	Landlord and tenant jointly	1. Selection of fertilizer and chemicals	224 <input type="checkbox"/>	2 <input type="checkbox"/>	3 <input type="checkbox"/>	2. Cultivation practices	225 <input type="checkbox"/>	2 <input type="checkbox"/>	3 <input type="checkbox"/>	3. Selection of crop varieties or livestock breeds	226 <input type="checkbox"/>	2 <input type="checkbox"/>	3 <input type="checkbox"/>	4. Harvesting decisions	227 <input type="checkbox"/>	2 <input type="checkbox"/>	3 <input type="checkbox"/>	5. Marketing agricultural products	228 <input type="checkbox"/>	2 <input type="checkbox"/>	3 <input type="checkbox"/>
Management decisions determined by — <i>Mark (X) only one box for each item</i>																												
	Landlord only	Tenant only	Landlord and tenant jointly																									
1. Selection of fertilizer and chemicals	224 <input type="checkbox"/>	2 <input type="checkbox"/>	3 <input type="checkbox"/>																									
2. Cultivation practices	225 <input type="checkbox"/>	2 <input type="checkbox"/>	3 <input type="checkbox"/>																									
3. Selection of crop varieties or livestock breeds	226 <input type="checkbox"/>	2 <input type="checkbox"/>	3 <input type="checkbox"/>																									
4. Harvesting decisions	227 <input type="checkbox"/>	2 <input type="checkbox"/>	3 <input type="checkbox"/>																									
5. Marketing agricultural products	228 <input type="checkbox"/>	2 <input type="checkbox"/>	3 <input type="checkbox"/>																									

Section 10 CHARACTERISTICS AND OCCUPATION OF LANDLORD
A. FOR INDIVIDUAL AND PARTNERSHIP LANDLORDS. Senior partner should report for partnerships.

1. RESIDENCE

a. Where does the landlord live? 243 ☐ On the land in section 1, item 1

2 ☐ On another farm

3 ☐ In a rural area, not on a farm

4 ☐ In a city, town, or urban area

b. Distance of residence from land in section 1, item 1 244

1 ☐ Less than 5 miles

2 ☐ 5–24.9 miles

3 ☐ 25–49.9 miles

4 ☐ 50 miles and over

2. RACE of landlord 245

1 ☐ White

2 ☐ Negro or Black

3 ☐ American Indian

4 ☐ Asian or Pacific Islander

5 ☐ Other — Specify _____

3. SPANISH ORIGIN — Is the landlord (senior partner or person in charge) of Spanish origin or descent (Mexican, Mexican American, Cuban, or other Spanish)? 246

1 ☐ YES

2 ☐ NO

4. AGE of landlord 247 _____ Years old

5. SEX of landlord 248

1 ☐ Male

2 ☐ Female

6. CITIZENSHIP of landlord 250

1 ☐ United States

2 ☐ Other — Specify country _____

7. OCCUPATION of landlord — At what occupation did the landlord spend the majority of his working time in 1979? 251

1 ☐ Operating a farm or ranch

2 ☐ Employed by a private business for wages, salary, or commission

3 ☐ Employed by a Federal, State, or local government

4 ☐ Self-employed — operating farm related business

5 ☐ Self-employed operating nonfarm related business or professional practice

6 ☐ Retired — previously farming or farm related business

7 ☐ Retired — nonfarm related occupation

8 ☐ Other — Specify _____

8. What proportion of the total business income (farm and nonfarm) you and your family received was from the sale of agricultural products and/or rental income from all agricultural lands you owned in 1979? 253

1 ☐ Less than 25%

2 ☐ 25% to 49%

3 ☐ 50% to 74%

4 ☐ 75% to 100%

Section 10 Continued

B. FOR CORPORATION LANDLORDS

In 1979 did the corporation have any business activities or interests other than that of a landlord, example, own or manage a nonfarm business or operate another farm or ranch?

034

1 ☐ NO — Skip to section 11

2 ☐ YES — If "YES" — Did the corporation engage in any of the following activities?

1. RELATED TO AGRICULTURE

a. Operate a farm or ranch 255

1 ☐ YES

2 ☐ NO

b. Manufacture, distribution, sale of farm supplies (feed, fertilizer, farm machinery, etc.) 256

1 ☐ YES

2 ☐ NO

c. Processing of crops, poultry, livestock (slaughter plant, meat packing, processing, canning, milling) 257

1 ☐ YES

2 ☐ NO

d. Wholesaling, retailing of farm products (grain elevators, livestock auctions, produce markets, other food stores including supermarkets, etc.) 258

1 ☐ YES

2 ☐ NO

e. Other activities related to farm products 259

1 ☐ YES — Specify _____

2 ☐ NO

2. NONAGRICULTURAL ACTIVITIES

a. Manufacture of nonagricultural products 260

1 ☐ YES

2 ☐ NO

b. Wholesaling, retailing of nonagricultural products 261

1 ☐ YES

2 ☐ NO

c. Finance, insurance, and real estate 262

1 ☐ YES

2 ☐ NO

d. Other business activities 263

1 ☐ YES — Specify _____

2 ☐ NO

3. Mark (X) one box to indicate the appropriate size of total business receipts (farm and nonfarm) of the corporation in 1979 264

1 ☐ Less than \$100,000

2 ☐ \$100,000 to \$499,999

3 ☐ \$500,000 to \$999,999

4 ☐ \$1,000,000 or more

4. Of the total receipts from all sources, what proportion was from the sale of agricultural products and/or rental income from all agricultural lands owned and/or operated? 265

1 ☐ Less than 25%

2 ☐ 25% to 49%

3 ☐ 50% to 74%

4 ☐ 75% or more

5. Does a foreign entity (company, individual, government, etc.) own any of the voting stock or other equity rights of the corporation? 267

266

1 ☐ YES — Mark (X) one to indicate percent of ownership

2 ☐ NO — Go to section 11

1 ☐ Less than 10%

2 ☐ 10 to 24%

3 ☐ 25 to 49%

4 ☐ 50%

5 ☐ 51 to 99%

6 ☐ 100%

Section 11 REMARKS AND EXPLANATIONS

Section 12 SIGNATURE OF PERSON COMPLETING THIS REPORT — Please check your answers, then sign below.

<div>Mark (X) one</div> <div><input type="checkbox"/> Owner of land</div> <div><input type="checkbox"/> Agent</div>	<div>Name _____</div> <div>Telephone _____</div>	<div>268 Date _____</div> <div>269 Area code _____</div> <div>Number _____</div>
---	--	--

79-A9A-L1A
(12-79)



UNITED STATES DEPARTMENT OF COMMERCE
Bureau of the Census
Washington, D.C. 20233

OFFICE OF THE DIRECTOR

Reply to:

BUREAU OF THE CENSUS
1201 EAST TENTH STREET
JEFFERSONVILLE, INDIANA 47132

FROM THE DIRECTOR
BUREAU OF THE CENSUS

We are asking your cooperation in providing information for the 1979 Farm Finance Survey that we are sending to a small sample of farm and ranch operators. By obtaining this information from a scientifically selected sample, we can make reliable State estimates at much less cost than if we requested the information from all farm and ranch operators.

With rapidly changing cost-price relationships and the increasing use of credit, up-to-date information on the financial condition of agriculture in your State is urgently needed. You are the only source from which all the necessary information for this important survey can be obtained. Your report, when combined with information furnished by others, will provide totals on the financial condition of farmers and ranchers for the year 1979.

Please fill out and return the enclosed report form within 20 days in the preaddressed envelope provided. Many questions on the form may not be applicable to your operation. These may be skipped by following the instructions on the form. If book figures are not available, please give your best estimates.

Your response to this inquiry is required by law (title 13, United States Code). By the same law, your report to the Bureau of the Census is confidential. It may be seen only by sworn Census employees and may be used only for statistical purposes.

If filing within the time period causes an undue burden, a request for an extension may be sent to the above address. Include the 11-digit Census File Number (CFN) as shown in your address label on all correspondence to us.

Your cooperation will be greatly appreciated.

Sincerely,

VINCENT P. BARABBA

Enclosures

79-A9A-L2A
(1-80)



UNITED STATES DEPARTMENT OF COMMERCE
Bureau of the Census
Data Preparation Division
Jeffersonville, Indiana 47132

FROM THE ASSISTANT DIRECTOR FOR
ECONOMIC AND AGRICULTURE CENSUS
BUREAU OF THE CENSUS

Many farmers and ranchers across the Nation have already completed and returned their reports for the 1979 Farm Finance Survey. If you have already done so, we appreciate your promptness and thank you for it.

If you have not completed and returned your report form, please do so within the next couple of days. Since the farms in this survey were drawn by lot in a selected cross-section sample of all agricultural operations, the lack of data for any selected farm will be harmful to the accuracy of the results. It is highly important that we receive a report from everyone in the sample. If you did not conduct any agricultural operations in 1979, it is equally important for us to hear from you. Please complete items 1 through 4 of section 1, explain in section 14, complete section 15 of the report form, and return it to us immediately so that further followups can be eliminated.

In case your report has been lost or mislaid, we are enclosing another copy for your use. A preaddressed envelope is also enclosed for your convenience.

If you have any questions about this report, please write to us at the above address. Please include the 11-digit Census File Number (CFN) appearing in the upper left-hand corner of the address label on your correspondence.

Thank you for your cooperation.

Sincerely,

RICHARD B. QUANRUD

Enclosures

79-A9A-L3A
(3-80)



UNITED STATES DEPARTMENT OF COMMERCE
Bureau of the Census
Data Preparation Division
Jeffersonville, Indiana 47132

FROM THE ASSISTANT DIRECTOR FOR
ECONOMIC AND AGRICULTURE CENSUSES
BUREAU OF THE CENSUS

We have not received your completed report for the 1979 Farm Finance Survey, which was mailed to you in March. If you mailed your report within the last several days, it has probably crossed this letter in the mail. If so, please disregard this reminder and accept our thanks for your cooperation.

If you have not completed and returned your report, please do so immediately. We must have your report if the survey results for your State and the Nation are to be accurate and complete. Your response is COMPLETELY CONFIDENTIAL by law (title 13, United States Code).

If you have any questions on how to fill out the report form, please write to us at the above address using the reverse side of this letter.

Sincerely,

RICHARD B. QUANRUD

NOTICE — In compliance with the Privacy Act (P.L. 93579) of 1974, we are required to inform you that response to this inquiry is required by law (title 13, United States Code). By the same law YOUR REPORT TO THE CENSUS BUREAU IS CONFIDENTIAL. It may be seen only by sworn Census employees and may be used only for statistical purposes. Your report CANNOT be used for purposes of taxation, investigation, or regulation. The law also provides that copies retained in your files are immune from legal process.

79-A9A-L3A.1
(5-80)



UNITED STATES DEPARTMENT OF COMMERCE
Bureau of the Census
Data Preparation Division
Jeffersonville, Indiana 47132

FROM THE ASSISTANT DIRECTOR FOR
ECONOMIC AND AGRICULTURE CENSUSES
BUREAU OF THE CENSUS

We have not received your completed report for the 1979 Farm Finance Survey. If you mailed your report within the last several days, it has probably crossed this letter in the mail. If so, please disregard this reminder and accept our thanks for your cooperation.

If you have not completed and returned your report, please do so immediately. We must have your report if the survey results for your State and the Nation are to be accurate and complete. Your response is **COMPLETELY CONFIDENTIAL** by law (title 13, United States Code).

If you have any questions on how to fill out the report form, please write to us at the above address using the reverse side of this letter.

Sincerely,

RICHARD B. QUANRUD

NOTICE — In compliance with the Privacy Act (P.L. 93579) of 1974, we are required to inform you that response to this inquiry is required by law (title 13, United States Code). By the same law **YOUR REPORT TO THE CENSUS BUREAU IS CONFIDENTIAL**. It may be seen only by sworn Census employees and may be used only for statistical purposes. Your report **CANNOT** be used for purposes of taxation, investigation, or regulation. The law also provides that copies retained in your files are immune from legal process.

79-A9A-L4A
(3-80)



UNITED STATES DEPARTMENT OF COMMERCE
Bureau of the Census
Data Preparation Division
Jeffersonville, Indiana 47132

FROM THE ASSISTANT DIRECTOR FOR
ECONOMIC AND AGRICULTURE CENSUSES
BUREAU OF THE CENSUS

Your completed report for the 1979 Farm Finance Survey still has not been received. It was mailed to you in March and was due 20 days after you received it. We are under a very tight schedule and need your report right away. If you have not returned your completed report, please complete and return it to us immediately in the preaddressed envelope provided. In case you mislaid the previous report, we have enclosed another copy for your use.

Response to this inquiry is required by law (title 13, United States Code). Let me assure you once more that your individual report is COMPLETELY CONFIDENTIAL by law. Your answers will be combined with those of other respondents to produce State and national totals.

Each address in our mailing list has a different Census File Number (CFN) and each has to be accounted for. If you received several forms with different CFN numbers for the same farming operation, mark the extra forms "Duplicate" and return them with your completed report, or separately if your completed report has crossed with this request in the mail.

If you did not conduct any agricultural operations in 1979, it is equally important to hear from you. Please complete items 1 through 4 of section 1 and section 15 of the report form and return it to us immediately so that further followups will not be necessary.

Sincerely,

RICHARD B. QUANRUD

Enclosures

IMPORTANT — In all correspondence, please include the 11-digit Census File Number shown in the address label of your report form.

79-A9A-L4A.1
(5-80)



UNITED STATES DEPARTMENT OF COMMERCE
Bureau of the Census
Data Preparation Division
Jeffersonville, Indiana 47132

FROM THE ASSISTANT DIRECTOR FOR
ECONOMIC AND AGRICULTURE CENSUSES
BUREAU OF THE CENSUS

Your completed report for the 1979 Farm Finance Survey still has not been received. We are under a very tight schedule and need your report right away. If you have not returned your completed report, please complete and return it to us immediately in the preaddressed envelope provided. In case you mislaid the previous report, we have enclosed another copy for your use.

Response to this inquiry is required by law (title 13, United States Code). Let me assure you once more that your individual report is **COMPLETELY CONFIDENTIAL** by law. Your answers will be combined with those of other respondents to produce State and national totals.

Each address in our mailing list has a different Census File Number (CFN) and each has to be accounted for. If you received several forms with different CFN numbers for the same farming operation, mark the extra forms "Duplicate" and return them with your completed report, or separately if your completed report has crossed with this request in the mail.

If you did not conduct any agricultural operations in 1979, it is equally important to hear from you. Please complete items 1 through 4 of section 1 and section 15 of the report form and return it to us immediately so that further followups will not be necessary.

Sincerely,

RICHARD B. QUANRUD

Enclosures

IMPORTANT — In all correspondence, please include the 11-digit Census File Number shown in the address label of your report form.

79-A9A-L5
(3-80)



UNITED STATES DEPARTMENT OF COMMERCE
Bureau of the Census
Data Preparation Division
Jeffersonville, Indiana 47132

**FROM THE ASSISTANT DIRECTOR FOR
ECONOMIC AND AGRICULTURE CENSUSES
BUREAU OF THE CENSUS**

Many farmers and ranchers have already completed and returned their report form for the 1979 Farm Finance Survey. If you have done so, please accept our thanks for your prompt cooperation.

If you have not completed your report form, please note that it is due 20 days from receipt. Your cooperation will help ensure that the urgently needed results from this survey will be available at the earliest possible date.

Sincerely,

RICHARD B. QUANRUD

79-A9A-L6A
(7-80)



UNITED STATES DEPARTMENT OF COMMERCE
Bureau of the Census
Data Preparation Division
Jeffersonville, Indiana 47132

FROM THE AGRICULTURE DIVISION
BUREAU OF THE CENSUS

At this time our records still indicate we have not received your completed report for the 1979 Farm Finance Survey. We realize that this is an extremely busy time of year for you, but the importance of the information being collected and the need for early publication make it imperative that an immediate reply be received.

This survey is being conducted in order that farmer organizations, State and Federal agencies, and others will have more recent and comprehensive data for making decisions that will affect you and other farm operators. Without your report the results of this survey will not be as reliable as intended. It is to everyone's interest that decisions made in regard to farm loans and other financial and credit matters be based on the most reliable data available.

If you have not already done so, please take a few minutes and complete the report form you received several weeks ago, and mail it to us immediately. This will help assure reliable results from this survey and reduce the cost of further followups. To help save time, or if your records are not easily accessible, you may use estimates in completing this report. If you do not think the report form pertains to your operation, please complete as much of the report as possible and return it along with an explanation so that we will be able to process your return.

If you have questions on how to complete the report, please write to us at the above address using the reverse side of this letter.

Thank you for your cooperation.

Sincerely,

ARNOLD L. BOLLENBACHER
Chief, Agriculture Division

79-A9B-L1
(12-79)



UNITED STATES DEPARTMENT OF COMMERCE
Bureau of the Census
Washington, D.C. 20233

OFFICE OF THE DIRECTOR

Reply to:

BUREAU OF THE CENSUS
1201 EAST TENTH STREET
JEFFERSONVILLE, INDIANA 47132

**FROM THE DIRECTOR
BUREAU OF THE CENSUS**

We are asking for your cooperation in providing information for the 1979 Farm Finance Survey.

Your name was given to us as owning or controlling land used for agricultural operations by the person or company whose name is entered in the top line of the address label. To minimize the cost of the survey, only a small sample of farms was selected for each State.

With rapidly changing cost-price relationships and the increasing use of credit, up-to-date information on the financial condition of agriculture in your State is urgently needed. You are the only source from which all the necessary information for this important survey can be obtained. Your report, when combined with information furnished by others, will provide totals on the financial condition of agriculture for your State for 1979.

Please fill out and return the enclosed report form within 20 days in the preaddressed envelope provided. Many questions on the form may not be applicable to your operation. These may be skipped by following the instructions on the form. If book figures are not available, please give your best estimates.

Your response to this inquiry is required by law (title 13, United States Code). By the same law, your report to the Bureau of the Census is confidential. It may be seen only by sworn Census employees and may be used only for statistical purposes.

If filing within the time period causes an undue burden, a request for an extension may be sent to the above address. Include the 11-digit Census File Number (CFN) as shown in your address label on all correspondence to us.

Your cooperation will be greatly appreciated.

Sincerely,

VINCENT P. BARABBA

Enclosures

79-A9B-L2
(1-80)



UNITED STATES DEPARTMENT OF COMMERCE
Bureau of the Census
Data Preparation Division
Jeffersonville, Indiana 47132

FROM THE ASSISTANT DIRECTOR FOR
ECONOMIC AND AGRICULTURE CENSUSES
BUREAU OF THE CENSUS

Many of the agricultural landlords across the Nation have already completed and returned their reports for the 1979 Farm Finance Survey. If you have already done so, we appreciate your promptness and thank you for it.

If you have not completed and returned your report, please do so as soon as possible. Since this survey consists of the farms drawn by lot in a selected cross-section sample of all agricultural operations, the lack of data for any selected farm will be harmful to the accuracy of the results. It is highly important that we receive a report from everyone in the sample. Prompt reply will eliminate the need for further followups.

In case your report has been lost or mislaid, we are enclosing another copy for your use. A preaddressed envelope is also enclosed for your convenience.

If you have any questions about this report, please write to us at the above address. In all correspondence to us, please include the 11-digit Census File Number (CFN) appearing in the upper left-hand corner of the address label on your report form.

Thank you for your cooperation.

Sincerely,

RICHARD B. QUANRUD

Enclosures

79-A9B-L3
(1-80)



UNITED STATES DEPARTMENT OF COMMERCE
Bureau of the Census
Data Preparation Division
Jeffersonville, Indiana 47132

Date:

FROM THE ASSISTANT DIRECTOR FOR
ECONOMIC AND AGRICULTURE CENSUSES
BUREAU OF THE CENSUS

We have not received your completed 1979 Farm Finance Survey report which was mailed to you recently. If you mailed your report within the last several days, it may have crossed this letter in the mail. If so, please disregard this reminder and accept our thanks for your cooperation.

If you have not completed and returned your report, please do so immediately. We must have your report if the survey results for your State and the Nation are to be accurate and complete. Your response is **COMPLETELY CONFIDENTIAL** by law (title 13, United States Code).

If you have any questions on how to complete the report, please write to us at the above address using the reverse side of this letter.

Sincerely,

RICHARD B. QUANRUD

NOTICE — In compliance with the Privacy Act (P.L. 93579) of 1974, we are required to inform you that response to this inquiry is required by law (title 13, United States Code). By the same law **YOUR REPORT TO THE CENSUS BUREAU IS CONFIDENTIAL**. It may be seen only by sworn Census employees and may be used only for statistical purposes. Your report **CANNOT** be used for purposes of taxation, investigation, or regulation. The law also provides that copies retained in your files are immune from legal process.

79-A9B-L4
(1-80)



UNITED STATES DEPARTMENT OF COMMERCE
Bureau of the Census
Data Preparation Division
Jeffersonville, Indiana 47132

FROM THE ASSISTANT DIRECTOR FOR
ECONOMIC AND AGRICULTURE CENSUSES
BUREAU OF THE CENSUS

Your completed report for the 1979 Farm Finance Survey still has not been received. It was due 20 days after you received it. We are on a very tight schedule for publishing the data for your State and need your report right away. If you have not returned your completed report, please complete and return it to us immediately in the preaddressed envelope provided. In case you mislaid the previous report form, we have enclosed another copy for your use.

Response to this inquiry is required by law (title 13, United States Code). Let me assure you once more that your individual report is **COMPLETELY CONFIDENTIAL** by law. Your answers will be combined with those of other respondents to produce State and national totals.

Sincerely,

RICHARD B. QUANRUD

Enclosures

IMPORTANT — In all correspondence, please include the 11-digit Census File Number shown in the address label of your report form.

DUE DATE: 20 DAYS AFTER RECEIPT OF FORM

Form Approved: O.M.B. No. 41-579045

<p>NOTICE - Response to this inquiry is required by law (title 13, U.S. Code). By the same law your report to the Census Bureau is confidential. It may be seen only by sworn Census employees and may be used only for statistical purposes. The law also provides that copies retained in your files are immune from legal process.</p> <p>In correspondence pertaining to this report, please refer to the 11-digit Census File Number (CFN).</p> <p style="text-align: center; font-size: small;">(Please correct any errors in name and address including ZIP code)</p>	<p style="text-align: right;">FORM 79-A19.1 (11-2-79)</p> <p style="text-align: center;">U.S. DEPARTMENT OF COMMERCE BUREAU OF THE CENSUS</p> <p style="text-align: center; font-weight: bold;">CENSUS OF HORTICULTURAL SPECIALTIES GREENHOUSE PRODUCTS, NURSERY PRODUCTS, MUSHROOMS, AND SOD</p> <div style="border: 1px solid black; padding: 5px; margin-top: 10px;"> <p style="text-align: center; font-weight: bold;">COMPLETE AND RETURN TO</p> <p style="text-align: center;">Bureau of the Census 1201 East Tenth Street Jeffersonville, Indiana 47132</p> </div> <table border="1" style="width: 100%; border-collapse: collapse; margin-top: 10px;"> <tr> <th colspan="4" style="text-align: center; font-size: small;">CENSUS USE ONLY</th> </tr> <tr> <td style="width: 25%; text-align: center; font-size: x-small;">012</td> <td style="width: 25%; text-align: center; font-size: x-small;">013</td> <td style="width: 25%; text-align: center; font-size: x-small;">014</td> <td style="width: 25%; text-align: center; font-size: x-small;">015</td> </tr> <tr> <td style="text-align: center; font-size: x-small;">016</td> <td style="text-align: center; font-size: x-small;">017</td> <td style="text-align: center; font-size: x-small;">018</td> <td style="text-align: center; font-size: x-small;">019</td> </tr> </table>	CENSUS USE ONLY				012	013	014	015	016	017	018	019
CENSUS USE ONLY													
012	013	014	015										
016	017	018	019										

Important - PLEASE READ INSTRUCTIONS BEFORE COMPLETING EACH ITEM.

SECTION 1 TYPE OF HORTICULTURAL OPERATION IN 1979

1. Type of business - Mark (X) all appropriate boxes

- | | |
|---|--|
| <p>020 <input type="checkbox"/> Bedding plant grower</p> <p><input type="checkbox"/> Foliage plant grower</p> <p><input type="checkbox"/> Potted flowering plants and/or cut flower grower</p> <p><input type="checkbox"/> Nurseryman - Grows and sells woody plants, including fruit trees and environmental</p> <p><input type="checkbox"/> Sod grower</p> <p><input type="checkbox"/> Greenhouse vegetable grower</p> <p><input type="checkbox"/> Flower seed grower</p> | <p>021 <input type="checkbox"/> Bulb grower</p> <p><input type="checkbox"/> Vegetable seed grower</p> <p><input type="checkbox"/> Mushroom grower</p> <p><input type="checkbox"/> Other grower - Specify _____</p> <p><input type="checkbox"/> Florist - Sells but does not grow own flowers and plants - Skip to section 17</p> <p><input type="checkbox"/> Garden center operator - Sells but does not grow own flowers and plants - Skip to section 17</p> <p><input type="checkbox"/> Other horticultural operator - Specify _____</p> |
|---|--|

2. Type of ownership - Mark (X) the appropriate box

- 022 ☐ Individual proprietor ☐ Partnership ☐ Corporation

3. Do you have more than one place of business?

- 023 ☐ NO - Go to section 2 ☐ YES - Give information requested below for EACH place of business. Include all places of business in this report. (If any explanations or remarks are necessary, enter them in section 17.)

Name of establishment	Address (Number and street, RD number, city or post office, State, ZIP code)	Type of operation	County

SECTION 2 Were any FLOWERING PLANTS OR PLANTS TO PRODUCE CUT FLOWERS OR GREENS grown on this place in 1979?

- 002 ☐ YES - Complete parts A, B, C, and D.
☐ NO - Go to section 3

Part A - Potted Flowering Plants - Enter plant names and codes from list below for items 1 and 2. Complete items 3 through 5 for all plants grown; indicate "None" for items not applicable.

☐ None

1. Plant name							
2. Code							
3. Specify unit of sales: hanging baskets or pots							
a. Average number of plants per unit							
4. Total sales - Include both wholesale and retail							
a. Total number of units sold							
b. Number sold by size of pot							
(1) Under 4 inches							
(2) 4 through 6 inches							
(3) Over 6 inches							
c. Total gross sales - Dollars only							
d. Gross sales by size of pot - Dollars only							
(1) Under 4 inches							
(2) 4 through 6 inches							
(3) Over 6 inches							
5. Wholesale sales only							
a. Number of units sold - Include hanging baskets							
b. Gross sales - Dollars only							

Plant Name	Code	Plant Name	Code	Plant Name	Code	Plant Name	Code
Azalea	024	Chrysanthemum*	079	Gloxinia	134	Poinsettia	189
Begonia	035	Cyclamen	090	Hyacinth*	145	Rose*	200
Calceolaria	046	Daffodil (Narcissus)*	101	Hydrangea	156	Sainpaulia (African Violet)	211
Christmas Cherry	057	Fuchsia	112	Lily, Easter and other*	167	Tulip*	222
Christmas Pepper	068	Geraniums	123	Orchids*	178	Other - Specify on line 1 above	233

* Report cut flowers in part B

SECTION 2 Continued**Part B - Cut Flowers - Enter plant name and code from the list below. (For Hawaii, also see section 16.)**☐ None

1. Plant name
2. Code
3. Specify unit of sales, for example, dozen, bunch, each, etc.
- a. Average number of stems per unit
4. Total sales - Include both wholesale and retail
- a. Number of units sold
- b. Gross sales - Dollars only
5. Wholesale sales only
- a. Number of units sold
- b. Gross sales - Dollars only

Plant Name	Code	Plant Name	Code	Plant Name	Code	Plant Name	Code
Anthurium	244	Daisies	294	Orchid, Cattleya	349	Stephanotis	394
Aster	249	Delphinium	299	Orchid, Cymbidium	354	Stock	399
Bird of Paradise (Strelitzia)	254	Freesia	304	Orchid, Cypripedium	359	Tulips	404
Carnation, standard	259	Gardenia	309	Orchid, Vanda	364	Violets	409
Carnation, miniature	264	Ginger	314	Orchid, other	369	Zinnia	414
Chrysanthemum, pompon	269	Gladiolus	319	Roses, Hybrid Tea (Standard)	374	Other cut flowers - Specify on line 1 above	419
Chrysanthemum, standard	274	Gypsophila	324	Roses, Sweetheart or miniature	379		
Chrysanthemum, Fuji or spider	279	Hyacinth	329	Snapdragon	384		
Daffodil (Narcissus)	284	Iris	334	Statice	389		
Dahlia	289	Lily of the Valley	339				
		Lily, Easter and other	344				

Part C - Unfinished Stock: Unpotted Plants, Rooted Cuttings, etc., for growing on - Enter plant name and code from list below.☐ None

1. Plant name
2. Code
3. Specify unit of sales, for example, dozen, flats, packs, each, etc.
- a. Average number of plants per unit
4. Total sales - Include both wholesale and retail
- a. Number of units sold
- b. Gross sales - Dollars only
5. Wholesale sales only
- a. Number of units sold
- b. Gross sales - Dollars only

Plant Name	Code	Plant Name	Code	Plant Name	Code	Plant Name	Code
Azalea	424	Carnation	439	Gardenia	454	Poinsettia	469
Begonia	429	Chrysanthemum	444	Geranium	459	Saintpaulia	474
Cacti and succulents	434	Foliage plants	449	Hydrangea	464	Other - Specify on line 1 above	479

Part D - Cut Cultivated Greens - Enter plant name and code from the list below.☐ None

1. Plant name
2. Code
3. Specify unit of sales, for example, dozen, bunch, each, etc.
- a. Average number of stems per unit
4. Total sales - Include both wholesale and retail
- a. Number of units sold
- b. Gross sales - Dollars only
5. Wholesale sales only
- a. Number of units sold
- b. Gross sales - Dollars only

Plant Name	Code	Plant Name	Code	Plant Name	Code	Plant Name	Code
Asparagus Plumosus	484	Emerald	499	Leatherleaf	514	Sprengerii	529
Bokwood	489	Holly	504	Pittosporum	519	Ti Leaves	534
Croton	494	Ivy	509	Similax	524	Other	539

SECTION 3 Was any area used to produce selected Cut Flowers, Flowering Potted Plants, Bedding Plants, and plants to produce selected items?

003

- 1 ☐ YES - Complete the table below.
- 2 ☐ NO - Go to section 4

	Total plants grown in 1979	Gross area in production in 1979	Gross area intended for production in 1980
1. Anthuriums	544	Sq. ft.	545
2. Bedding plants, Flowering and Foliar types	546	Sq. ft.	547
3. Bedding plants, Vegetable types	548	Sq. ft.	549
4. Carnation, standard	550	Sq. ft.	552
5. Carnation, miniature	553	Sq. ft.	555
6. Chrysanthemum, Pompon	556	Sq. ft.	558
7. Chrysanthemum, Standard, Fuji, or Spider	559	Sq. ft.	561
8. Chrysanthemum, potted	562	Sq. ft.	563
9. Gladiolus	564	/10 Acres	565
10. Snapdragon	566	Sq. ft.	567
11. Rose, Hybrid tea (Standard)	568	Sq. ft.	570
12. Rose, miniature	571	Sq. ft.	573
13. Potted geranium	574	Sq. ft.	575
14. Potted poinsettia	576	Sq. ft.	577
15. Potted hydrangea	578	Sq. ft.	579
16. Potted lily	580	Sq. ft.	581
17. Other - Specify	582	Sq. ft.	583

SECTION 4 ⁰⁰⁴ **Were any BEDDING PLANTS (including bedding vegetables) grown for sale on this place in 1979?**
 1 ☐ YES — Complete table below. Enter plant name and code from the list below for items 1 and 2. Complete items 3 through 5 for all plants grown. Indicate "None" for items not applicable.
 2 ☐ NO — Go to section 5

1. Plant name										
2. Code										
3. Specify unit of sales, for example, dozen, flats (11X22"), packs, or specify unit and size										
a. Average number of plants per unit										
4. Total sales — Include both wholesale and retail										
a. Total number of units sold										
b. Total gross sales — Dollars only	\$.00	\$.00	\$.00	\$.00	\$.00
5. Wholesale sales only										
a. Number of units sold										
b. Gross sales — Dollars only	\$.00	\$.00	\$.00	\$.00	\$.00

Plant Name — Flowers	Code	Plant Name — Flowers	Code	Plant Name — Vegetables	Code
Ageratum	584	Marigold	619	Broccoli	659
Alyssum	589	Pansy	624	Cabbage	664
Begonia	594	Petunia	629	Peppers, sweet or hot	669
Coleus	599	Portulaca	634	Tomatoes	674
Dusty Miller	604	Salvia	639	Other — Specify on line 1 above	679
Geraniums	609	Snapdragon	644		
Impatiens	614	Zinnia	649		
		Other — Specify on line 1 above	654		

SECTION 5 ⁰⁰⁵ **Were there any FOLIAGE PLANTS grown for sale on this place in 1979?**
 1 ☐ YES — Complete table below by entering appropriate name and code from the list below.
 2 ☐ NO — Go to section 6

1. Plant name										
2. Code										
3. Specify unit of sales: hanging baskets, pots, etc.										
a. Average number of plants per unit										
4. Total sales — Include both wholesale and retail										
a. Total number of units sold										
b. Number sold by size of pot										
(1) Under 4 inches										
(2) 4 through 6 inches										
(3) Over 6 inches										
c. Total gross sales — Dollars only	\$.00	\$.00	\$.00	\$.00	\$.00
d. Gross sales by size of pot — Dollars only										
(1) Under 4 inches	\$.00	\$.00	\$.00	\$.00	\$.00
(2) 4 through 6 inches	\$.00	\$.00	\$.00	\$.00	\$.00
(3) Over 6 inches	\$.00	\$.00	\$.00	\$.00	\$.00
5. Wholesale sales only										
a. Number of units sold — Include hanging baskets										
b. Gross sales — Dollars only	\$.00	\$.00	\$.00	\$.00	\$.00

Plant Name	Code	Plant Name	Code	Plant Name	Code
Cacti and succulents	684	Ivy	728	Schefflera	761
Dieffenbachia	695	Palms	739	Other — Specify on line 1 above	772
Dracaena	706	Philodendron	750		
Ferns	717				

6. Foliage plants, for indoor or patio use — Exclude hanging baskets

a. Area in benches and beds			
b. What was the cost of unfinished foliage plants and rooted cuttings purchased from other growers for growing on?			

SECTION 6 ⁰⁰⁶ **Was SOD grown for sale on this place in 1979?**
 1 ☐ YES — Complete section below
 2 ☐ NO — Go to section 7

1. Sod grown for sale				
-----------------------	--	--	--	--

SECTION 7 ⁰⁰⁷ **Were BULBS, CORMS, or RHIZOMES grown for sale on this place in 1979?**
 1 ☐ YES — Complete section below
 2 ☐ NO — Go to section 8

1. Bulbs, corms, or rhizomes grown for sale				
---	--	--	--	--

Area in production in 1979 Square feet	Expected area in production for 1980 Square feet	Cost of purchased plants and cuttings Dollars only
783	784	785
		\$
		.00

Acres harvested	Value of sales in 1979 Dollars only	
Whole acres	Tenths	Total gross sales
786	787	788
	/10	\$
		.00

Acres harvested	Value of sales in 1979 Dollars only	
Whole acres	Tenths	Total gross sales
789	790	791
	/10	\$
		.00

SECTION 8 Were any CULTIVATED MUSHROOMS grown for sale on this place in 1979? — See Information Sheet									
008 1 <input type="checkbox"/> YES — Complete section below 2 <input type="checkbox"/> NO — Go to section 9				Pounds produced	Bed area Square feet	Value of sales in 1979 Dollars only			
						Total gross sales		Gross sales at wholesale prices	
				792	793	794	795		
1. Cultivated mushrooms						\$.00	\$.00

SECTION 9 Were there any NURSERY PRODUCTS grown for sale on this place in 1979?											
009 1 <input type="checkbox"/> YES — Complete parts A, B, and C below 2 <input type="checkbox"/> NO — Go to section 10											
■ Part A — How many nursery produced plants were sold in 1979?											
				None	Total number sold		Total sales		Wholesale sales		
1. Field grown plants				796	\$.00		\$.00	
2. Container grown plants				799	\$.00		\$.00	
3. Other — Specify				802	\$.00		\$.00	
■ Part B — Lining-out stock — Include understock for budding and grafting — Enter name and code from the list below.											
<input type="checkbox"/> None											
1. Plant name or plant group											
2. Code											
3. Total sales — Include both wholesale and retail											
a. Number sold											
b. Gross sales — Dollars only				\$.00	\$.00	\$.00	\$.00
4. Wholesale sales only											
a. Number sold											
b. Gross sales — Dollars only				\$.00	\$.00	\$.00	\$.00
FRUIT AND NUT STOCK Code				DECIDUOUS ENVIRONMENTALS Code				EVERGREEN ENVIRONMENTALS Code			
Citrus stock				Ash				Azalea, Rhododendron			
Deciduous fruit and nut stock				Maple				Juniper			
Other evergreen fruit and nut stock				Oak				Pine			
				Rose				Spruce			
				Other				Yew			
								Other			
■ Part C — Environmental Plants, Fruit and Nut Trees, Grapevines, and Small Fruit Plants — Enter name and code from list below:											
<input type="checkbox"/> None											
1. Plant name or plant group											
2. Code											
3. Total sales — Include both wholesale and retail											
a. Number sold											
b. Gross sales — Dollars only				\$.00	\$.00	\$.00	\$.00
4. Wholesale sales only											
a. Number sold											
b. Gross sales — Dollars only				\$.00	\$.00	\$.00	\$.00
DECIDUOUS SHADE TREES Code				DECIDUOUS FLOWERING TREES Code				OTHER ENVIRONMENTALS Code			
Ash				Apple				Deciduous shrubs (except roses)			
Maple				Cherry and plum				Herbaceous plants			
Oak				Dogwood				Roses			
Other				Magnolia				Vines			
				Peach				Other environmentals			
				Pear							
				Other							
BROAD-LEAF EVERGREENS Code				NARROW-LEAF EVERGREENS Code				FRUIT AND NUT PLANTS Code			
Azalea, Rhododendron				Juniper				Citrus and subtropical fruit trees			
Euonymus				Pine				Deciduous fruit and nut trees			
Holly				Spruce				Grapevines			
Pittosporum				Yew				Small fruit plants (strawberry, blueberry, etc.)			
Other				Other							

SECTION 10 Were any VEGETABLE SEEDS or VEGETABLES grown under glass or other protection for sale on this place in 1979? — Report bedding vegetable plants in section 4.											
010 1 <input type="checkbox"/> YES — Complete section below 2 <input type="checkbox"/> NO — Go to section 11											
				Area used in 1979		Value of sales in 1979 Dollars only					
				Sq. ft. under glass or other protection		Acres in the open		Total gross sales		Gross sales at wholesale prices	
				Whole acres		Tenths					
1. Vegetable seed				981	982	/10		983	\$.00
2. Cucumbers				985			986	\$.00	.00
3. Lettuce				988			989	\$.00	.00
4. Tomatoes				991			992	\$.00	.00
5. Other vegetables — Specify				994			995	\$.00	.00
				997			998	\$.00	.00

SECTION 11 Were any FLOWER SEEDS grown for sale on this place in 1979?

011 1 ☐ YES - Complete section below
2 ☐ NO - Go to section 12

	None	Acres grown		Production Pounds of clean seed	Value of sales in 1979 Dollars only	
		Whole acres	Tenths		Total gross sales	Gross wholesale sales
1. Aster	<input type="checkbox"/>	X01	/10	X02	X03	X04
					\$	\$
2. Marigold	<input type="checkbox"/>	X05	/10	X06	X07	X08
					\$	\$
3. Petunia	<input type="checkbox"/>	X09	/10	X10	X11	X12
					\$	\$
4. Snapdragon	<input type="checkbox"/>	X13	/10	X14	X15	X16
					\$	\$
5. Stock	<input type="checkbox"/>	X17	/10	X18	X19	X20
					\$	\$
6. Sweet Pea	<input type="checkbox"/>	X21	/10	X22	X23	X24
					\$	\$
7. Zinnia	<input type="checkbox"/>	X25	/10	X26	X27	X28
					\$	\$
8. All other flower seeds - Specify _____	<input type="checkbox"/>	X29	/10	X30	X31	X32
					\$	\$

SECTION 12 LAND, STRUCTURES, EQUIPMENT, AND IRRIGATION

1. What is your best estimate of the current market value of land and buildings owned and/or rented by this business on December 31, 1979? Dollars only

X33 \$.00

2. What is the estimated market value of all machinery and equipment usually kept on this place and used for the horticultural operations? Dollars only

X34 \$.00

3. Did you produce florist crops, bedding plants, foliage plants or nursery products in 1979?

X35 1 ☐ YES - Complete items a through d below
2 ☐ NO - Go to item 4

	Potted flowering plants and/or cut flowers	Bedding plants (include vegetable plants)	Foliage plants	Nursery crops (include propagating area)	Anthuriums (Hawaii only)
a. How much greenhouse space in 1979 was used primarily for the production of	X36 Sq. ft.	X37 Sq. ft.	X38 Sq. ft.	X39 Sq. ft.	
b. How much land covered by shade structures (frames, cloth, lath, saran, etc.) was used in 1979 primarily for the production of	X40 Sq. ft.	X41 Sq. ft.	X42 Sq. ft.	X43 Sq. ft.	X44 Sq. ft.
c. (Hawaii only) - How much natural shade area (i.e., "hapuu," citrus, etc.) was used in 1979 for the production of	X45 /10 Acres	X46 /10 Acres	X47 /10 Acres	X48 /10 Acres	X49 /10 Acres
d. How much land area was used in 1979 for the outdoor production of (excluding land covered by shade structures) - Report in acres.	X50 /10 Acres	X51 /10 Acres	X52 /10 Acres	X53 /10 Acres	X54 /10 Acres

4. Did you have land area covered by greenhouses in 1979?

X55 1 ☐ YES - Complete items a through e below
2 ☐ NO - Go to item 5

a. How much land area was covered by greenhouses? None

X56 Square feet

b. How much of the greenhouse area was under glass? None

X57 Square feet

c. How much of the greenhouse area was a permanent structure covered by plastic film? None

X58 Square feet

d. How much of the greenhouse area was under fiberglass? None

X59 Square feet

e. What do you estimate the average (F°) sustained temperature to be for heating? Degrees Fahrenheit

X60

5. Did you irrigate land in 1979 (exclude land covered by greenhouses)?

X61 1 ☐ YES - Complete items a through c below
2 ☐ NO - Go to section 13

a. How many acres were irrigated for the outdoor production of nursery products? None

X62 Acres irrigated

b. How many acres were irrigated for the outdoor production of sod? None

X63 Acres irrigated

c. How many acres were irrigated for the production of other horticultural products grown in the open? None

X64 Acres irrigated

SECTION 13 SALES AND PURCHASES IN 1979 - Report such figures to the nearest WHOLE DOLLAR. If book figures are not available, give your best estimate.

1. What were your gross receipts or gross sales during 1979 of all greenhouse and nursery products grown - cut flowers, flowering and foliage plants (including cacti and succulents), bedding plants, cultivated florist greens, nursery products, bulbs, flower and vegetable seeds, vegetables grown under glass, cultivated mushrooms, and sod? - Do not include the sale of fertilizer, spray materials, garden tools, etc. Dollars only

X65 \$.00

2. Of the total gross receipts or gross sales -

a. How much was wholesale sales? Dollars only

X66 \$.00

b. How much was retail sales? Dollars only

X67 \$.00

3. What were your returns and allowances (discounts and value of returned merchandise)? Dollars only

X68 \$.00

SECTION 14 SELECTED PRODUCTION EXPENSES FOR THE TOTAL HORTICULTURAL OPERATION IN 1979 - Report figures to the nearest WHOLE DOLLAR. If book figures are not easily available, give your best estimate.			
1. What was the cost of plants, seeds, bulbs, and florist and nursery stock purchased and used in the production activity during 1979 (include cost of mushroom spawn)?			<div style="border: 1px solid black; padding: 2px;">Dollars only</div> <div style="border: 1px solid black; padding: 2px;">x69 \$.00</div>
2. What was the cost of commercial fertilizer (all forms) used in 1979 (exclude purchases for resale)?			<div style="border: 1px solid black; padding: 2px;">x70 \$.00</div>
3. What was the cost of all other agricultural chemicals purchased for use in production activity (lime, insecticides, herbicides, fungicides, other pesticides, etc.)? - Omit fertilizer			<div style="border: 1px solid black; padding: 2px;">x71 \$.00</div>
4. Report cost of energy for the horticultural production operation in 1979. Include all heating and cooling costs. Exclude heat or air conditioning only for offices, retail outlets, etc.			
None	Expenditures Dollars only	Gallons purchased in 1979	Storage capacity (if any)
a. Gasoline	x72 \$.00	x73	x74 Gal.
b. Diesel fuel	x75 \$.00	x76	x77 Gal.
c. LP gas, butane, propane	x78 \$.00	x79	x80 Gal.
d. Fuel oil	x81 \$.00	x82	x83 Gal.
e. Natural gas	x84 \$.00		
f. Kerosene	x85 \$.00		
g. Electricity	x86 \$.00		
h. Other - wood, coal, coke, etc.	x87 \$.00		

SECTION 15 GREENHOUSE, NURSERY, AND OTHER HORTICULTURAL LABOR USED ON THIS PLACE IN 1979 Exclude employees not directly involved in growing operation, i.e., garden center clerks. If completing this report before January 12, 1980, estimate the number of employees expected to be on the payroll.			
None	Number of employees	Cash wages paid Dollars only	
1. How many employees were on the payroll of this business during the pay period including January 12, 1980 (January 7 thru January 12)?	x88		
2. How many of the employees on the payroll during the pay period including January 12, 1980, hold year-round or full-time positions?	x89		
3. How many unpaid family members worked for this business at any time during the week including January 12, 1980 (January 7 thru January 12)?	x90		
4. What was the total of the cash wages paid (before taxes and other deductions) to employees on the payroll of this business during 1979?	x91	\$.00
5. Of the hired workers in 1979, how many were -	x92	\$.00
a. Part-time employees (worked less than 150 days)?	x93	\$.00
b. Full-time employees (worked 150 days or more)?	x94	\$.00

SECTION 16 CUT AND LEI FLOWERS - (FOR HAWAII ONLY) Enter plant name and code from the list below. <input type="checkbox"/> None										
1. Plant name										
2. Code										
3. Specify unit of sales, for example, dozen, bunch, each, spray, etc.										
a. Average number of stems per unit										
4. Total sales - Include both wholesale and retail										
a. Number of units sold										
b. Gross sales - Dollars only	\$.00	\$.00	\$.00	\$.00	\$.00
5. Wholesale sales only										
a. Number of units sold										
b. Gross sales - Dollars only	\$.00	\$.00	\$.00	\$.00	\$.00

Cut flowers Orchid, dendrobium Y01 Protea, Sunburst cordifolium Y06 Protea, other Y11	Lei flowers Carnation, heads Y16 Orchid, dendrobium Y21 Orchid, Vanda-Miss Joaquim Y26 Pikake Y31	Lei flowers Plumeria Y36 Tuberose Y41 Other lei flowers Y46
---	--	---

SECTION 17 REMARKS AND EXPLANATIONS - If you reported no sales in sections 2 thru 11, please explain here the type of horticultural enterprise, if any, you operated in 1979. Also add any other remarks here. Use additional sheet(s), if necessary, and attach.

SECTION 18 SIGNATURE of person completing this report - Please check your answers, then sign below.

Name	Date
Address (Number and street, city, State, ZIP code)	Telephone
	Area code Number

When the U.S. Bureau of the Census data have been tabulated, would you like a summary sheet showing results for your State? ☐ Yes ☐ No

FORM 79-A19(1)
(12-4-79)

U.S. DEPARTMENT OF COMMERCE
BUREAU OF THE CENSUS

INSTRUCTION SHEET

1979 CENSUS OF HORTICULTURAL SPECIALTIES

1. GENERAL

Please refer to the instructions given below for completing your form. The enclosed census report form is being used by producers and growers throughout the entire United States. Because it is meant for use in all parts of the country, it may contain sections and inquiries which do not apply to you. In this case, mark the "None" or "No" box and go on to the next item or section.

2. IF YOU RECEIVE MORE THAN ONE REPORT FORM

If you have multiple horticulture operations, you should complete a report for EACH SEPARATE and DISTINCT production unit, that is, each individual greenhouse, nursery, etc., or combination of establishments, etc., for which you maintain SEPARATE records of operating expenses and sales, inventories, and production. Return any duplicate or extra report forms (if possible in the same envelope with the report(s) you complete) so we can remove the extra addresses from our mail register. In the space to the right of the address label of the report form you complete, write the 11-digit Census File Number (CFN) from the label of the extra form or forms.

In the cooperative data collection effort between the Bureau of the Census and the U.S. Department of Agriculture (USDA), your name and address may have been included by both. Although we have done our best to un-duplicate the lists, we know it is not possible to recognize and delete all alternate addresses before mailing. If you received a report form from both the Bureau of the Census and the USDA you should:

- Indicate on both forms that you have received a duplicate from the other agency.
 - On the USDA form, write down the 11-digit CFN number located in the mailing label of the census form.
 - On the census form, write down the 10-digit ID source number located in the mailing label of the USDA form.
 - Enter the correct name and/or address if the labels are in error.
- Complete the USDA form.
- Return each form to its respective agency in the envelope provided.

3. PARTNERSHIP OPERATIONS

A partnership is an association of two or more persons who have agreed (informally or under legal contract) on the amount of their contributions and profit distributions.

Complete only ONE report for the entire partnership operation, including all partners' shares on the same report. If two or more report forms were received for the partnership, see instruction 2 above.

Partners who also have separate operations of their own should complete reports for those separate operations. For additional information on partnerships, see section 1 in instruction 5.

4. HOW TO ENTER YOUR RESPONSES ON THE REPORT FORM

Please enter your answers in the proper spaces, on the correct lines, and in the units requested, i.e., dollars, pot size, pounds, etc. Write any explanation outside the answer spaces or on a separate sheet of paper. Enter whole numbers unless the "Tenths" column is provided, such as reporting flower seeds in section 11. If you have 1/2, 1/4, or 1/3 of an acre, convert to the nearest tenths. For example, convert 1/2 to 5/10, 1/3 to 3/10, 1/4 to 2/10, etc.

If you do not have exact figures, please give your best estimates. You may indicate "Est." (for estimated) beside the answer if you like. For all dollar items, we need only whole dollars; cents are not required.

5. COMPLETING THE REPORT FORM

Section 1 — Type of Horticultural Operation in 1979

Item 1 — Type of Business — Mark (X) in all appropriate boxes which best describe the type of business or activity you performed during 1979. If you did not operate any type of horticultural operation during any part of 1979, you should:

- Skip to section 18 and complete Name, Address, Telephone number, etc.
- Explain briefly in section 17 (Remarks and Explanations) or on a separate paper that you did not operate a horticultural business in 1979, for example, "Business leased to others," "Sold business," "Date of sale," "Date of lease," "Date of retirement," etc. The date(s) the transaction occurred are essential. If you sold your business or leased it out to others, please give the name and address of the current owner or operator, if known.

If you marked Florist, Garden Center Operator, or other nongrower horticulture operator, then you should skip to section 17 and give a brief explanation of the type of horticultural operation you operated in 1979.

Item 2 — Type of Ownership — Use the following definitions to assist you in determining the type of ownership for your operation:

Individual Proprietor (or Family Operation) — Defined as a business organization controlled and operated by an individual (includes family operations that are not incorporated and not operated under a partnership agreement).

Partnership — Defined as two or more persons who have agreed on the amount of their contribution (capital and effort) and the distribution of profits. Co-ownership of land by husband and wife or joint filing of income tax forms by husband and wife do not constitute a partnership, unless the agreement to share contributions, decisionmaking, profits, and liabilities exists. Producing products under contract or under share rental agreements do not constitute partnerships.

Corporation — Defined as a legal entity or artificial person created under the laws of a State to carry on a business; does not include cooperatives.

Sections 2—11 and 16 — Greenhouse Products, Nursery Products, Mushrooms, and Sod

Sections 2 through 11 and 16 provide space for reporting products harvested during the year 1979. Please report your products in the appropriate section. If you harvested more than one different crop from the same area or acreage, report the area or acreage for each different crop and fill in the appropriate answer spaces related to each crop harvested. If you have more than one harvest of the same crop on an area, report the area or acreage only once. However, since the value of multiple harvests usually appears high, it would help census accuracy if you will note in the margin how many harvests you made of that crop from one area.

Cold frames — For products grown in hot beds or cold frames, report only the area in the beds or frames.

In the open — For plants produced in the open, give the area of plants in acres and tenths of acres. Round fractions to whole acres except where tenths are requested, as for flower seeds.

Under protection — For plants produced under glass or other protection, show the area of plants in square feet. Report the greenhouse area only once for each product, even though the same product was grown more than once.

Unit of sales — The units of measure on the report form are those most commonly used throughout the country. If you use a different unit of measure, please specify the unit and size or convert your figure to the unit requested.

Value of sales — When reporting value of sales, do not include products bought for resale without additional growing; do not report non-crop garden center items, such as chemicals, fertilizers, etc. Report the total value of sales (wholesale or retail) for those products grown on this place and sold directly from this place. Report only the wholesale value of any products sold through a retail outlet which is not on this place or if the retail outlet is considered a separate business establishment. Estimates are acceptable if exact figures are not available.

To Report Plants in Sections 2, 4, 5, 9, and 16

In each of these sections, report any of the plants which you grow that are listed in that section.

- Find the plant name and the corresponding code number in the list in the section.
- Enter plant name and code on the first two lines of the section.
- Enter the information requested beside the headings of the remaining lines of the column.

To Report Plants in Sections 3, 10, and 11

In these three sections, separate lines are provided for reporting each product grown. Enter the information requested in each column beside the appropriate product.

Section 6 — Sod

Report the total acres of sod harvested from this place in 1979 and the value of sales of the sod. Acreage planted to grass intended for sale as sod in subsequent years and not harvested in 1979 should not be reported.

Section 7 — Bulbs, Corms, or Rhizomes

Report the total acres of bulbs harvested from this place in 1979 and the value of sales of the bulbs.

Section 8 — Mushrooms

Report the square feet of bed space or other space, such as trays, used for mushrooms in 1979 only once even though the space was harvested more than once or more than one crop was grown during the year. For example, if two crops of mushrooms were harvested from an area of 20,000 square feet of bed space, report 20,000 square feet of area used. Note in the margin of the paper the number of times mushrooms were harvested from that area.

Section 12 — Land, Structures, Equipment, and Irrigation

The estimated market value in item 2 refers to ALL machinery and equipment kept on this place and used for the horticulture business. The value should be an estimate of what the machinery and equipment would sell for in its present condition, not the replacement or depreciated value.

Section 13 — Sales and Purchases

In item 1, report the value received during 1979, regardless of the year in which the products were harvested. Give gross values (before deducting taxes and expenses). If full payment was not received for a product or products sold in 1979, report only the amount actually received in 1979.

Section 14 — Selected Production Expenses

Include expenses paid by you and by anyone else for the production of greenhouse products, nursery products, mushrooms, sod, and other horticultural products on this place. Also include 1979 expenses incurred even if not paid in 1979. Please give estimates if you do not know the exact figures.

In item 4, exclude retail nongrower production expenses (for example, heating or cooling for office areas).

Section 15 — Hired Labor

Expenditures for hired labor should include gross wages or salaries, commissions, paid bonuses, and leave pay before deductions, plus the value of benefits paid by you — social security, taxes, unemployment, insurance, etc. Do not include room and board, house rent, or other items paid in kind. Exclude employees not directly involved in the growing operation, i.e., garden center clerks.

79-A19.1-L1
(8-79)



UNITED STATES DEPARTMENT OF COMMERCE
Bureau of the Census
Washington, D.C. 20233

OFFICE OF THE DIRECTOR

Reply to:

BUREAU OF THE CENSUS
1201 EAST TENTH STREET
JEFFERSONVILLE, INDIANA 47132

**FROM THE DIRECTOR
BUREAU OF THE CENSUS**

Every 10 years, comprehensive data on horticulture are collected as part of the nationwide census of agriculture program. The form enclosed is for the sixth such census of horticultural specialties, this one covering calendar year 1979.

The information furnished will provide current data about the horticultural industry. Such information is important when considering the substantial changes in production and marketing practices which have taken place over the past 10 years. Your national and State organizations have been emphasizing the need for the totals that will be collected to help guide your industry in its growth.

The horticulture census report form is a standard form used in all States. Thus, many of the questions asked on this form will not be applicable to your operation and may be skipped by following the instructions printed on the form. If book figures are not available, please give your best estimates.

Your response to this inquiry is required by law (title 13, United States Code). By the same law, your report to the Bureau of the Census is confidential. It may be seen only by sworn Census employees and may be used only for statistical purposes.

Please complete and return your report within 20 days in the enclosed preaddressed envelope. Early responses will help us publish the findings at an early date, and will avoid the need for additional requests. If filing within the time period causes an undue burden, a request for extension may be sent to the above address. Include the 11-digit Census File Number (CFN) as shown in your address label on all correspondence to us.

Your cooperation will be greatly appreciated.

Sincerely,

VINCENT P. BARABBA

Enclosures

79-A19.1-L1A
(5-80)



UNITED STATES DEPARTMENT OF COMMERCE
Bureau of the Census
Washington, D.C. 20233

OFFICE OF THE DIRECTOR

In reply refer to:

BUREAU OF THE CENSUS
1201 EAST TENTH STREET
JEFFERSONVILLE, INDIANA 47132

**FROM THE DIRECTOR
BUREAU OF THE CENSUS**

Every 10 years, comprehensive data on horticulture are collected as part of the nationwide census of agriculture program. The form enclosed is for the sixth such census of horticultural specialties, this one covering calendar year 1979.

The information furnished will provide current data about the horticultural industry. Such information is important when considering the substantial changes in production and marketing practices which have taken place over the past 10 years. Your national and State organizations have been emphasizing the need for the totals that will be collected to help guide your industry in its growth.

The horticulture census report form is a standard form used in all States. Thus, many of the questions asked on this form will not be applicable to your operation and may be skipped by following the instructions printed on the form. If book figures are not available, please give your best estimates.

Your response to this inquiry is required by law (title 13, United States Code). By the same law, your report to the Bureau of the Census is confidential. It may be seen only by sworn Census employees and may be used only for statistical purposes.

Please complete and return your report in the enclosed preaddressed envelope. Early responses will help us publish the findings at an early date, and will avoid the need for additional requests. If filing within the time period causes an undue burden, a request for extension may be sent to the above address. Include the 11-digit Census File Number (CFN) as shown in your address label on all correspondence to us.

Your cooperation will be greatly appreciated.

Sincerely,

VINCENT P. BARABBA

Enclosures

79-A19.1-L2
(1-80)



UNITED STATES DEPARTMENT OF COMMERCE
Bureau of the Census
Data Preparation Division
Jeffersonville, Indiana 47132

**FROM THE ASSISTANT DIRECTOR FOR
ECONOMIC AND AGRICULTURE CENSUSES
BUREAU OF THE CENSUS**

Many producers and growers across the Nation have already completed and returned their reports for the 1979 Census of Horticultural Specialties. If you have already done so, we appreciate your promptness and thank you.

If you have not mailed your completed report, please do so as soon as you can. Prompt return will help us to publish the findings at an early date and will avoid the need for additional requests. We cannot complete the census without your help and information. To assist you in this effort, we are enclosing another report form and a preaddressed envelope for your convenience.

To be sure we included every horticultural operation in the census, we obtained names and addresses from many different sources and your name may have been in several of these sources. If you received more report forms (with different Census File Numbers) than you need for each of your separate growing locations or if you have completed similar reports for the U.S. Department of Agriculture this year, please see item 2 of the Instruction Sheet.

If you did not grow greenhouse or nursery products, mushrooms, or sod in 1979, it is equally important for us to hear from you. Please complete the appropriate items on the report and return it to us so that further followups will not be necessary.

If you have any questions about your report, please call our Jeffersonville, Indiana office toll free on (800) 457-6460, Monday through Friday, between 8:00 a.m. and 4:30 p.m. e.s.t.

Thank you for your cooperation.

Sincerely,

RICHARD B. QUANRUD

Enclosures

79-A19.1-L3
(1-80)

**UNITED STATES DEPARTMENT OF COMMERCE****Bureau of the Census**

Data Preparation Division
Jeffersonville, Indiana 47132

Date:

•

FROM THE ASSISTANT DIRECTOR FOR
ECONOMIC AND AGRICULTURE CENSUSES
BUREAU OF THE CENSUS

We have not yet received your report on the 1979 Census of Horticultural Specialties which we mailed to you recently. If your completed report and this form have crossed in the mail, please excuse this reminder and accept our thanks for your cooperation. However, to expedite processing this census for the industry, we urge you to report promptly.

Horticulture production and sales have expanded greatly in the last 10 years and a new statistical summary of the industry will benefit all horticulturists.

Your answers are COMPLETELY CONFIDENTIAL by law (title 13, United States Code). If you have any problems or questions in completing the report, please write to us at the above address using the reverse side of this letter.

Sincerely,

RICHARD B. QUANRUD

NOTICE -- Every address and file number must be accounted for. If you have not reported or you received more than one Census File Number (CFN), our control files will continue contacting you until a response is received. We received addresses on horticultural activities from several sources. Although we did our best to unduplicate them, we know from experience that some duplication may still exist. If you received several questionnaires with different CFN's, mark the extra forms "Extra" and return them to us with your completed report. Doing this will help us avoid unknowingly sending requests to you even after you reported under another number.

Appendix H

Provisions of Title 13 Relating to the 1978 Census of Agriculture

TITLE 13, UNITED STATES CODE—CENSUS

CHAPTER	SEC.
1. Administration	1
5. Censuses	131
7. Offenses and penalties	211

Chapter 1.—ADMINISTRATION

SUBCHAPTER I—GENERAL PROVISIONS

- Sec.
1. Definitions.
 2. Bureau of the Census.
 3. Seal.
 4. Functions of Secretary ; regulations ; delegation.
 5. Questionnaires ; number, form, and scope of inquiries.
 6. Information from other Federal departments and agencies ; acquisition of reports from other governmental and private sources.
 7. Printing ; requisitions upon Public Printer ; publication of bulletins and reports.
 8. Authenticated transcripts or copies of certain returns ; other data ; restriction on use ; disposition of fees received.
 9. Information as confidential ; exception.
 11. Authorization of appropriations.
 12. Mechanical and electronic development.
 13. Procurement of professional services.

SUBCHAPTER II—OFFICERS AND EMPLOYEES

21. Director of the Census ; duties.
22. Qualifications of permanent personnel.
23. Additional officers and employees.
24. Special agents, supervisors, supervisors' clerks, enumerators, and interpreters ; compensation ; details.
25. Duties of supervisors, enumerators, and other employees.
26. Transportation by contract.

SUBCHAPTER I—GENERAL PROVISIONS

§ 1. Definitions

As used in this title, unless the context requires another meaning or unless it is otherwise provided—

- (1) "Bureau" means the Bureau of the Census ;
- (2) "Secretary" means the Secretary of Commerce ; and
- (3) "respondent" includes a corporation, company, association, firm, partnership, proprietorship, society, joint stock company, individual, or other organization or entity which reported information, or on behalf of which information was reported, in response to a questionnaire, inquiry, or other request of the Bureau.

§ 2. Bureau of the Census

The Bureau is continued as an agency within, and under the jurisdiction of, the Department of Commerce. (Aug. 31, 1954, ch. 1158, 68 Stat. 1012.)

§ 3. Seal

The Bureau shall have a seal containing such device as has been selected heretofore, or as the Secretary may select hereafter. A description of such seal with an impression thereof shall be filed in

the Office of the Secretary of State. The seal shall remain in the custody of the Secretary or such officer or employee of the Bureau as he designates, and shall be affixed to all documents authenticated by the Bureau. Judicial notice shall be taken of the seal. (Aug. 31, 1954, ch. 1158, 68 Stat. 1012, amended Aug. 28, 1957, Pub. L. 85-207, § 2, 71 Stat. 481; Oct. 17, 1976, Pub. L. 94-521, § 2, 90 Stat. 2459.)

§ 4. Functions of Secretary; regulations; delegation

The Secretary shall perform the functions and duties imposed upon him by this title, may issue such rules and regulations as he deems necessary to carry out such functions and duties, and may delegate the performance of such functions and duties and the authority to issue such rules and regulations to such officers and employees of the Department of Commerce as he may designate. (Aug. 31, 1954, ch. 1158, 68 Stat. 1013, amended Oct. 17, 1976, Pub. L. 94-521, § 3, 90 Stat. 2459.)

§ 5. Questionnaires; number, form, and scope of inquiries

The Secretary shall prepare questionnaires, and shall determine the inquiries, and the number, form, and subdivisions thereof, for the statistics, surveys, and censuses provided for in this title. (Aug. 31, 1954, ch. 1158, 68 Stat. 1013, amended Oct. 17, 1976, Pub. L. 94-521, § 4, 90 Stat. 2459.)

§ 6. Information from other Federal departments and agencies; acquisition of reports from other governmental and private sources

(a) The Secretary, whenever he considers it advisable, may call upon any other department, agency, or establishment of the Federal Government, or of the government of the District of Columbia, for information pertinent to the work provided for in this title.

(b) The Secretary may acquire, by purchase or otherwise, from States, counties, cities, or other units of government, or their instrumentalities, or from private persons and agencies, such copies of records, reports, and other material as may be required for the efficient and economical conduct of the censuses and surveys provided for in this title.

(c) To the maximum extent possible and consistent with the kind, timeliness, quality and scope of the statistics required, the Secretary shall acquire and use information available from any source referred to in subsection (a) or (b) of this section instead of conducting direct inquiries. (Aug. 31, 1954, ch. 1158, 68 Stat. 1013, amended Aug. 28, 1957, Pub. L. 85-207, § 3, 71 Stat. 481; Oct. 17, 1976, Pub. L. 94-521, § 5, 90 Stat. 2460.)

§ 7. Printing; requisitions upon Public Printer; publication of bulletins and reports

The Secretary may make requisition upon the Public Printer for miscellaneous printing necessary to carry out the provisions of this title. He may further have printed by the Public Printer, in such editions as he deems necessary, preliminary and other census bulletins, and final reports of the results of the several investigations authorized by this title, and may publish and distribute such bulletins and reports. (Aug. 31, 1954, ch. 1158, 68 Stat. 1013.)

§ 8. Authenticated transcripts or copies of certain returns; other data; restriction on use; disposition of fees received

(a) The Secretary may, upon written request, furnish to any respondent, or to the heir, successor, or authorized agent of such respondent, authenticated transcripts or copies of reports (or portions thereof) containing information furnished by, or on behalf of such respondent in connection with the surveys and census provided for in this title, upon payment of the actual or estimated cost of searching the records and furnishing such transcripts or copies.

(b) Subject to the limitations contained in sections 6(c) and 9 of this title, the Secretary may furnish copies of tabulations and other statistical materials which do not disclose the information reported by, or on behalf of, any particular respondent, and may make special statistical compilations and surveys, for departments, agencies, and establishments of the Federal Government, the government of the

other reports and materials of a similar nature. (Added Pub. L. 85-207, § 5, Aug. 28, 1957, 71 Stat. 481.)

§ 14. Repealed. Pub. L. 89-473, § 2(a), June 29, 1966, 80 Stat. 221

SUBCHAPTER II—OFFICERS AND EMPLOYEES

§ 21. Director of the Census; duties

The Bureau shall be headed by a Director of the Census, appointed by the President, by and with the advice and consent of the Senate. The Director shall perform such duties as may be imposed upon him by law, regulations, or orders of the Secretary. (Aug. 31, 1954, ch. 1158, 68 Stat. 1014.)

§ 22. Qualifications of permanent personnel

All permanent officers and employees of the Bureau shall be citizens of the United States. (Aug. 31, 1954, ch. 1158, 68 Stat. 1014, amended Sept. 13, 1960, Pub. L. 86-769, § 1, 74 Stat. 911.)

NOTE.—Pub. L. 94-311 requires that the Department of Commerce implement an affirmative action program within the Bureau of the Census for the employment of personnel of Spanish origin or descent and submit a report to Congress by June 16, 1977 on the progress of such program.

§ 23. Additional officers and employees

(a) The Secretary may establish, at rates of compensation to be fixed by him without regard to the Classification Act of 1949, as many temporary positions as may be necessary to meet the requirements of the work provided for by law. Bureau employees who are transferred to any such temporary positions shall not lose their permanent civil service status by reason of the transfer. The Secretary may make appointments to such temporary positions in conformity with the civil service laws and rules.

(b) In addition to employees of the Department of Commerce, employees of other departments and independent offices of the Government may, with the consent of the head of the respective department or office, be employed and compensated for field work in connection with the work provided for by law without regard to section 301 of the Dual Compensation Act.

(c) The Secretary may utilize temporary staff, including employees of Federal, State, or local agencies or instrumentalities, and employees of private organizations to assist the Bureau in performing the work authorized by this title, but only if such temporary staff is sworn to observe the limitations imposed by section 9 of this title. (Aug. 31, 1954, ch. 1158, 68 Stat. 1014, amended Sept. 13, 1960, Pub. L. 86-769, § 2, 74 Stat. 911; Aug. 19, 1964, Pub. L. 88-448, title IV, § 401(p), 78 Stat. 492; Oct. 17, 1976, Pub. L. 94-521, § 12(b), 90 Stat. 2465.)

§ 24. Special employment provisions

(a) The Secretary may utilize the services of nontemporary employees of the Bureau (by assignment, promotion, appointment, detail, or otherwise) in temporary positions established for any census, for not to exceed the period during which appropriations are available for that census. Whenever the Secretary determines that the services of an employee which have been utilized under this section are no longer required in such a temporary position, he may, without regard to the provisions of any other law, return the employee to a continuing position, with rank and compensation not less than that which he held in his last permanent position in the Bureau: *Provided*, That no employee shall, by reason of his service in a temporary position under this subsection, lose the protection of any law or regulation with respect to his separation, suspension, furlough, or reduction in rank or compensation below the level held in his last permanent position in the Bureau. Service by a nontemporary employee in a temporary position under this subsection shall be creditable for step increases (both periodic and longevity) under title VII of the Classification Act of 1949, as amended, as though it were a continuation of service in his last permanent position.

(b) As used in this title with respect to appointments or positions, "temporary" shall be construed to mean not in excess of one year, or

District of Columbia, the government of any possession or area (including political subdivisions thereof) referred to in section 191(a) of this title, State or local agencies, or other public and private persons and agencies, upon payment of the actual or estimated cost of such work. In the case of nonprofit agencies or organizations, the Secretary may engage in joint statistical projects, the purpose of which are otherwise authorized by law, but only if the cost of such projects are shared equitably, as determined by the Secretary.

(c) In no case shall information furnished under this section be used to the detriment of any respondent or other person to whom such information relates, except in the prosecution of alleged violations of this title.

(d) All moneys received in payment for work or services enumerated under this section shall be deposited in a separate account which may be used to pay directly the costs of such work or services, to repay appropriations which initially bore all or part of such costs, or to refund excess sums when necessary. (Aug. 31, 1954, ch. 1158, 68 Stat. 1013, amended Aug. 28, 1957, Pub. L. 85-207, § 4, 71 Stat. 481; Oct. 17, 1976, Pub. L. 94-521, § 6, 90 Stat. 2460-61.)

§ 9. Information as confidential; exception

(a) Neither the Secretary, nor any other officer or employee of the Department of Commerce or bureau or agency thereof, may, except as provided in section 8 of this title—

(1) use the information furnished under the provisions of this title for any purpose other than the statistical purposes for which it is supplied; or

(2) make any publication whereby the data furnished by any particular establishment or individual under this title can be identified; or

(3) permit anyone other than the sworn officers and employees of the Department or bureau or agency thereof to examine the individual reports.

No department, bureau, agency, officer, or employee of the Government, except the Secretary in carrying out the purposes of this title, shall require, for any reason, copies of census reports which have been retained by any such establishment or individual. Copies of census reports which have been so retained shall be immune from legal process, and shall not, without the consent of the individual or establishment concerned, be admitted as evidence or used for any purpose in any action, suit, or other judicial or administrative proceeding.

(b) The provisions of subsection (a) of this section relating to the confidential treatment of data for particular individuals and establishments, shall not apply to the censuses of governments provided for by subchapter III of chapter 5 of this title, nor to interim current data provided for by subchapter IV of chapter 5 of this title as to the subjects covered by censuses of governments, with respect to any information obtained therefor that is compiled from, or customarily provided in, public records. (Aug. 31, 1954, ch. 1158, 68 Stat. 1013, amended Oct. 15, 1962, Pub. L. 87-813, 76 Stat. 922.)

§ 10. Repealed. Pub. L. 86-682, § 12(a), Sept. 2, 1960, 74 Stat. 708, eff. Sept. 1, 1960

§ 11. Authorization of appropriations

There is authorized to be appropriated, out of the Treasury of the United States, such sums as may be necessary to carry out all provisions of this title. (Aug. 31, 1954, ch. 1158, 68 Stat. 1014.)

§ 12. Mechanical and electronic development

The Secretary is authorized to have conducted mechanical and electronic development work as he determines is needed to further the functions and duties of carrying out the purposes of this title and may enter into such developmental contracts as he may determine to be in the best interest of the Government. (Added Pub. L. 85-207, § 5, Aug. 28, 1957, 71 Stat. 481.)

§ 13. Procurement of professional services

The Secretary shall have authority to contract with educational and other research organizations for the preparation of monographs and

not in excess of the specific period during which appropriations are available for the conduct of a particular census, whichever is longer. No employee of the Bureau who holds only a temporary appointment within the meaning of this section shall be considered as other than strictly temporary for purposes of any other provision of law relating to separations, suspensions, or reductions in rank or compensation.

(c) The enlisted men and officers of the uniformed services may be appointed and compensated for service in temporary enumerator positions for the enumeration of personnel of the uniformed services.

(d) The Secretary may fix compensation on a piece-price basis without limitation as to the amount earned per diem, and payments may be made to enumerators for the use of private automobiles on official business without regard to section 4 of the Travel Expense Act of 1949, as amended (5 U.S.C. 837), but at rates not in excess of the rates provided by that Act.

(e) The Secretary may authorize the expenditure of necessary sums for travel expenses of persons selected for appointment for attendance at training courses held by the Department of Commerce with respect to any of the work provided for by law.

(f) Notwithstanding any other provision of law prohibiting the expenditure of public money for telephone service, the Secretary, under such regulations as he shall prescribe, may authorize reimbursement for tolls or charges for telephone service from private residences or private apartments to the extent such charges are determined by the Secretary to have been incurred to facilitate the collection of information in connection with the censuses and surveys authorized by this title. (Aug. 31, 1954, ch. 1158, 68 Stat. 1015, amended Sept. 13, 1960, Pub. L. 86-769, § 3, 74 Stat. 911; Aug. 31, 1964, Pub. L. 88-535; 74 Stat. 744.)

§ 25. Duties of supervisors, enumerators, and other employees

(a) Each supervisor shall perform the duties imposed upon him by the Secretary in the enforcement of chapter 5 of this title in accordance with the Secretary's orders and instructions.

(b) Each enumerator or other employee detailed to serve as enumerator shall be charged with the collection in his subdivision of the facts and statistics called for on such schedules as the Secretary determines shall be used by him in connection with any census or survey provided for by chapter 5 of this title. (Aug. 31, 1954, ch. 1158, 68 Stat. 1015, amended Aug. 31, 1964, Pub. L. 88-530, 78 Stat. 737.)

§ 26. Transportation by contract

The Secretary may contract with field employees for the rental and use within the continental limits of the United States of means of transportation, other than motorcycle, automobile, or airplane, and for the rental and use outside of the continental United States of any means of transportation, which means may be owned by the field employee. Such rental contracts shall be made without regard to section 4 of the Travel Expense Act of 1949, as amended (5 U.S.C. 837). The rentals shall be at rates equivalent to the prevailing rental rates of the locality. The rental contracts within the continental United States may be entered into only when the use by the field employee of such other means of transportation is safer, more economical, or more advantageous to the Government than use of his motorcycle, automobile, or airplane in conducting the census. (Added Pub. L. 85-207, § 6, Aug. 28, 1957, 71 Stat. 482.)

Chapter 5.—CENSUSES

SUBCHAPTER II—POPULATION, HOUSING, AGRICULTURE, IRRIGATION, DRAINAGE, AND UNEMPLOYMENT

142. Agriculture, irrigation, and drainage.

SUBCHAPTER V—GEOGRAPHIC SCOPE, PRELIMINARY AND SUPPLEMENTAL STATISTICS, AND USE OF SAMPLING

191. Geographic scope of censuses.

193. Preliminary and supplemental statistics.

195. Use of sampling.

196. Special censuses.

SUBCHAPTER II—POPULATION, HOUSING, AGRICULTURE, IRRIGATION, DRAINAGE, AND UNEMPLOYMENT

§ 142. Agriculture, irrigation, and drainage

(a) The Secretary shall in 1979, in 1983, and in every fifth year beginning after 1983, take a census of agriculture.

(b) In conjunction with the census to be taken under subsection (a) of this section in 1979, in 1988, and every tenth year beginning after 1988, the Secretary shall take a census of irrigation and drainage.

(c) The data collected in each of the censuses taken under this section shall relate to the year immediately preceding the year in which such census is taken. (Aug. 31, 1954, ch. 1158, 68 Stat. 1020, amended Aug. 28, 1957, Pub. L. 85-207, § 10, 71 Stat. 483; Mar. 15, 1976, Pub. L. 94-229, § 1, 90 Stat. 210.)

NOTE.—The statistical classification of farms in effect on January 1, 1975, with respect to censuses taken under section 142 of title 13, United States Code, shall be effective through June 30, 1976, and any statistical report issued on or before June 30, 1976, with respect to any such census shall reflect such classification, but may also include additional classifications as deemed appropriate by the Secretary.

§§ 143 to 146. Repealed. Pub. L. 85-207, § 11, Aug. 28, 1957, 71 Stat. 483.

SUBCHAPTER V—GEOGRAPHIC SCOPE, PRELIMINARY AND SUPPLEMENTAL STATISTICS, AND USE OF SAMPLING

§ 191. Geographic scope of censuses

(a) Each of the censuses authorized by this chapter shall include each State, the District of Columbia, the Virgin Islands, Guam, the Commonwealth of the Northern Mariana Islands, and the Commonwealth of Puerto Rico, and as may be determined by the Secretary, such other possessions and areas over which the United States exercises jurisdiction, control, or sovereignty. Inclusion of other areas over which the United States exercises jurisdiction or control shall be subject to the concurrence of the Secretary of State.

(b) For censuses taken in the Virgin Islands, Guam, the Commonwealth of the Northern Mariana Islands, or any possession or area not specifically designated in subsection (a) of this section, the Secretary may use census information collected by the Governor or highest ranking Federal official, if such information was obtained in accordance with plans prescribed or approved by the Secretary.

(c) If, pursuant to a determination by the Secretary under subsection (a) of this section, any census is not taken in a possession or area over which the United States exercises jurisdiction, control, or sovereignty, the Secretary may include data obtained from other Federal agencies or government sources in the census report. Any data obtained from foreign governments shall be obtained through the Secretary of State. (Added Pub. L. 85-207, § 14, Aug. 28, 1957, 71 Stat. 483, amended Oct. 17, 1976, Pub. L. 94-521, § 9, 90 Stat. 2463-64.)

§ 193. Preliminary and supplemental statistics

In advance of, in conjunction with, or after the taking of each census provided for by this chapter, the Secretary may make surveys and collect such preliminary and supplementary statistics related to the main topic of the census as are necessary to the initiation, taking, or completion thereof. (Added Pub. L. 85-207, § 14, Aug. 28, 1957, 71 Stat. 484.)

§ 195. Use of sampling

Except for the determination of population for purposes of apportionment of Representatives in Congress among the several States, the Secretary shall, if he considers it feasible, authorize the use of the statistical method known as "sampling" in carrying out the provisions of this title. (Added Pub. L. 85-207, § 14, Aug. 28, 1957, 71 Stat. 484,

amended Oct. 17, 1976, Pub. L. 94-521, § 10, 90 Stat. 2464.)

§ 196. Special censuses

The Secretary may conduct special censuses for the government of any State, or of any county, city, or other political subdivision within a State, for the government of the District of Columbia, and for the government of any possession or area (including political subdivisions thereof) referred to in section 191(a) of this title, on subjects covered by the censuses provided for in this title, upon payment to the Secretary of the actual or estimated cost of each such special census. The results of each such special census shall be designated "Official Census Statistics". These statistics may be used in the manner provided by applicable law. (Added Pub. L. 94-521, § 11, Oct. 17, 1976, 90 Stat. 2464.)

Chapter 7.—OFFENSES AND PENALTIES

SUBCHAPTER I—OFFICERS AND EMPLOYEES

Sec.

- 211. Receiving or securing compensation for appointment of employees.
- 212. Refusal or neglect of employees to perform duties.
- 213. False statements, certificates, and information.
- 214. Wrongful disclosure of information.

SUBCHAPTER II—OTHER PERSONS

- 221. Refusal or neglect to answer questions; false answers.
- 222. Giving suggestions or information with intent to cause inaccurate enumeration of population.
- 223. Refusal, by owners, proprietors, etc., to assist census employees.
- 224. Failure to answer questions affecting companies, businesses, religious bodies, and other organizations; false answers.
- 225. Applicability of penal provisions in certain cases.

SUBCHAPTER III—PROCEDURE

- 241. Evidence.

SUBCHAPTER I—OFFICERS AND EMPLOYEES

§ 211. Receiving or securing compensation for appointment of employees

Whoever—

- (1) receives or secures to himself any fee, reward, or compensation as a consideration for the appointment of any person as supervisor, enumerator, clerk, or other officer or employee of the Department of Commerce or bureau or agency thereof, referred to in subchapter II of chapter I of this title; or
 - (2) in any way receives or secures to himself any part of the compensation paid to any person so appointed—
- shall be fined not more than \$3,000 or imprisoned not more than five years, or both. (Aug. 31, 1954, ch. 1158, 68 Stat. 1022.)

§ 212. Refusal or neglect of employees to perform duties

Whoever, being an employee referred to in subchapter II of chapter I of this title, and having taken and subscribed the oath of office, neglects or refuses, without justifiable cause, to perform the duties enjoined on such employee by this title, shall be fined not more than \$500. (Aug. 31, 1954, ch. 1158, 68 Stat. 1022.)

§ 213. False statements, certificates, and information

(a) Whoever, being an officer or employee referred to in subchapter II of chapter I of this title, willfully and knowingly swears or affirms falsely as to the truth of any statement required to be made or subscribed by him under oath by or under authority of this title, shall be guilty of perjury, and shall be fined not more than \$2,000 or imprisoned not more than five years, or both.

(b) Whoever, being an officer or employee referred to in subchapter II of chapter I of this title—

- (1) willfully and knowingly makes a false certificate or fictitious return; or
- (2) knowingly or willfully furnishes or causes to be furnished, or, having been such an officer or employee, knowingly or will-

fully furnished or caused to be furnished, directly or indirectly, to the Secretary or to any other officer or employee of the Department of Commerce or bureau or agency thereof, any false statement or false information with reference to any inquiry for which he was authorized and required to collect information provided for in this title—

shall be fined not more than \$2,000 or imprisoned not more than five years, or both. (Aug. 31, 1954, ch. 1158, 68 Stat. 1022.)

§ 214. Wrongful disclosure of information

Whoever, being or having been an employee or staff member referred to in subchapter II of chapter I of this title, having taken and subscribed the oath of office, or having sworn to observe the limitations imposed by section 9 of this title, publishes or communicates any information, the disclosure of which is prohibited under the provisions of section 9 of this title, and which comes into his possession by reason of his being employed (or otherwise providing services) under the provisions of this title, shall be fined not more than \$5,000 or imprisoned not more than 5 years, or both. (Aug. 31, 1954, ch. 1158, 68 Stat. 1023, amended Oct. 17, 1976, Pub. L. 94-521, § 12(a), 90 Stat. 2464.)

SUBCHAPTER II—OTHER PERSONS

§ 221. Refusal or neglect to answer questions; false answers

(a) Whoever, being over eighteen years of age, refuses or willfully neglects, when requested by the Secretary, or by any other authorized officer or employee of the Department of Commerce or bureau or agency thereof acting under the instructions of the Secretary or authorized officer, to answer, to the best of his knowledge, any of the questions on any schedule submitted to him in connection with any census or survey provided for by subchapters I, II, IV, and V of chapter 5 of this title, applying to himself or to the family to which he belongs or is related, or to the farm or farms of which he or his family is the occupant, shall be fined not more than \$100.

(b) Whoever, when answering questions described in subsection (a) of this section, and under the conditions or circumstances described in such subsection, willfully gives any answer that is false, shall be fined not more than \$500.

(c) Notwithstanding any other provision of this title, no person shall be compelled to disclose information relative to his religious beliefs or to membership in a religious body. (Aug. 31, 1954, ch. 1158, 68 Stat. 1023, amended Aug. 28, 1957, Pub. L. 85-207, § 15, 71 Stat. 484; Oct. 17, 1976, Pub. L. 94-521, § 13, 90 Stat. 2465.)

§ 222. Giving suggestions or information with intent to cause inaccurate enumeration of population

Whoever, either directly or indirectly, offers or renders to any officer or employee of the Department of Commerce or bureau or agency thereof engaged in making an enumeration of population under subchapter II, IV, or V of chapter 5 of this title, any suggestion, advice, information or assistance of any kind, with the intent or purpose of causing an inaccurate enumeration of population to be made, shall be fined not more than \$1,000 or imprisoned not more than one year, or both. (Aug. 31, 1954, ch. 1158, 68 Stat. 1023, amended Aug. 28, 1957, Pub. L. 85-207, § 16, 71 Stat. 484.)

§ 223. Refusal, by owners, proprietors, etc., to assist census employees

Whoever, being the owner, proprietor, manager, superintendent, or agent of any hotel, apartment house, boarding or lodging house, tenement, or other building, refuses or willfully neglects, when requested by the Secretary or by any other officer or employee of the Department of Commerce or bureau or agency thereof, acting under the instructions of the Secretary, to furnish the names of the occupants of such premises, or to give free ingress thereto and egress therefrom to any duly accredited representative of such Department or bureau or agency thereof, so as to permit the collection of statistics with respect to any census provided for in subchapters I and II of chapter 5 of this title, or any survey authorized by subchapter IV or V of such chapter

insofar as such survey relates to any of the subjects for which censuses are provided by such subchapters I and II, including, when relevant to the census or survey being taken or made, the proper and correct enumeration of all persons having their usual place of abode in such premises, shall be fined not more than \$500. (Aug. 31, 1954, ch. 1158, 68 Stat. 1023, amended Aug. 28, 1957, Pub. L. 85-207, § 17, 71 Stat. 484.)

§ 224. Failure to answer questions affecting companies, businesses, religious bodies, and other organizations; false answers

Whoever, being the owner, official, agent, person in charge, or assistant to the person in charge, of any company, business, institution, establishment, religious body, or organization of any nature whatsoever, neglects or refuses, when requested by the Secretary or other authorized officer or employee of the Department of Commerce or bureau or agency thereof, to answer completely and correctly to the best of his knowledge all questions relating to his company, business, institution, establishment, religious body, or other organization, or to records or statistics in his official custody, contained on any census or other schedule or questionnaire prepared and submitted to him under the authority of this title, shall be fined not more than \$500; and if he willfully gives a false answer to any such question, he shall be fined not more than \$10,000. (Aug. 31, 1954, ch. 1158, 68 Stat. 1024, amended Aug. 28, 1957, Pub. L. 85-207, § 18, 71 Stat. 484; Oct. 17, 1976, Pub. L. 94-521, § 14, 90 Stat. 2465.)

§ 225. Applicability of penal provisions in certain cases

(a) In connection with any survey conducted by the Secretary or other authorized officer or employee of the Department of Commerce or bureau or agency thereof pursuant to subchapter IV of chapter 5 of this title, the provisions of sections 221, 222, 223 and 224 of this title shall apply—

(1) with respect to the answering of questions and furnishing of information, only to such inquiries as are within the scope of the schedules and questionnaires and of the type and character heretofore used in connection with the taking of complete censuses under subchapters I and II of chapter 5 of this title, or in connection with any censuses hereafter taken pursuant to such subchapters;

(2) only after publication of a determination with reasons therefor certified by the Secretary, or by some other authorized officer or employee of the Department of Commerce or bureau or agency thereof with the approval of the Secretary, that the information called for is needed to aid or permit the efficient performance of essential governmental functions or services, or has significant application to the needs of the public, business, or industry and is not publicly available from nongovernmental or other governmental sources;

(3) in the case of any new survey, only after public notice, given by the Secretary or other authorized officer or employee of the Department of Commerce or bureau or agency thereof at least thirty days in advance of requesting a return, that such survey is under consideration.

(b) The provisions for imprisonment provided by section 222 of this title shall not apply in connection with any survey conducted pursuant to subchapter II of chapter 3 of this title, or to subchapter IV of chapter 5 of this title.

(c) The provisions of sections 221, 222, 223, and 224 of this title shall not apply to any censuses or surveys of governments provided for by subchapters III and IV of chapter 5 of this title, nor to other surveys provided for by subchapter IV of such chapter which are taken more frequently than annually.

(d) Where the doctrine, teaching, or discipline of any religious denomination or church prohibits the disclosure of information relative to membership, a refusal, in such circumstances, to furnish such information shall not be an offense under this chapter. (Aug. 31, 1954, ch. 1158, 68 Stat. 1024, amended Oct. 17, 1976, Pub. L. 94-521, § 15(a), 90 Stat. 2465.)

SUBCHAPTER III—PROCEDURE

§ 241. Evidence

When any request for information, made by the Secretary or other authorized officer or employee of the Department of Commerce or bureau or agency thereof, is made by registered or certified mail or telegram, the return receipt therefor or other written receipt thereof shall be prima facie evidence of an official request in any prosecution under such section. (Aug. 31, 1954, ch. 1158, 68 Stat. 1025, amended Aug. 28, 1957, Pub. L. 85-207, § 19, 71 Stat. 484; Oct. 17, 1976, Pub. L. 94-521, § 15(b), 90 Stat. 2465.)