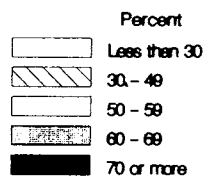


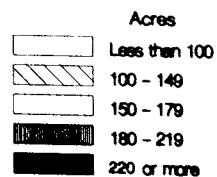
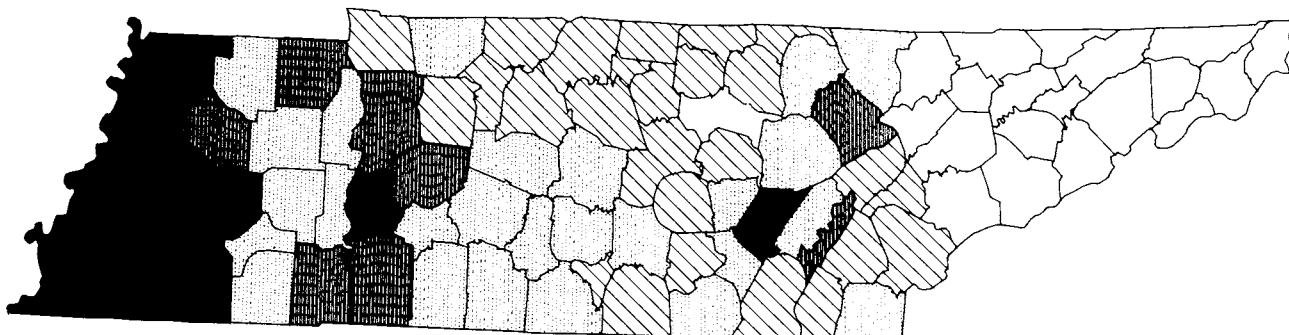
### Map 1. Land in Farms by County: 1978 As percent of land in county

State average 49.7 percent



### Map 2. Average Size of Farm by County: 1978


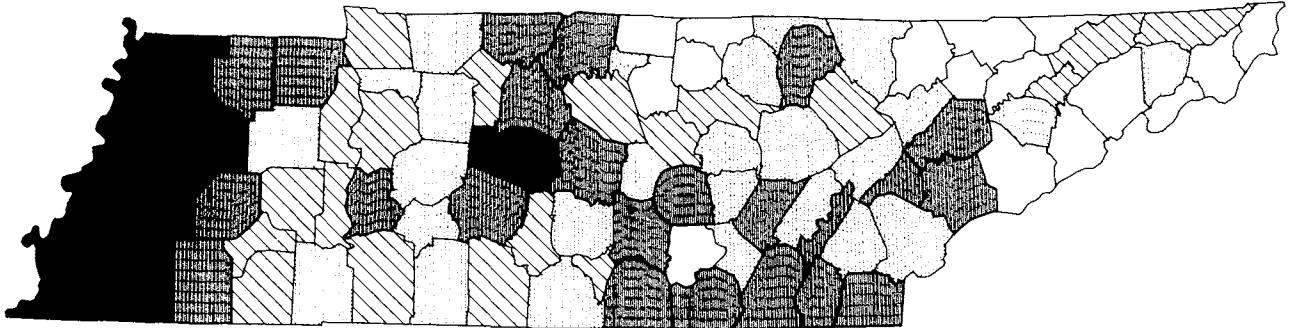
Average size 136 acres



**Map 3. Value of Land and Buildings by County: 1978**



Average per farm

State average \$116,883



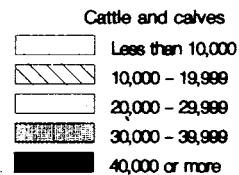
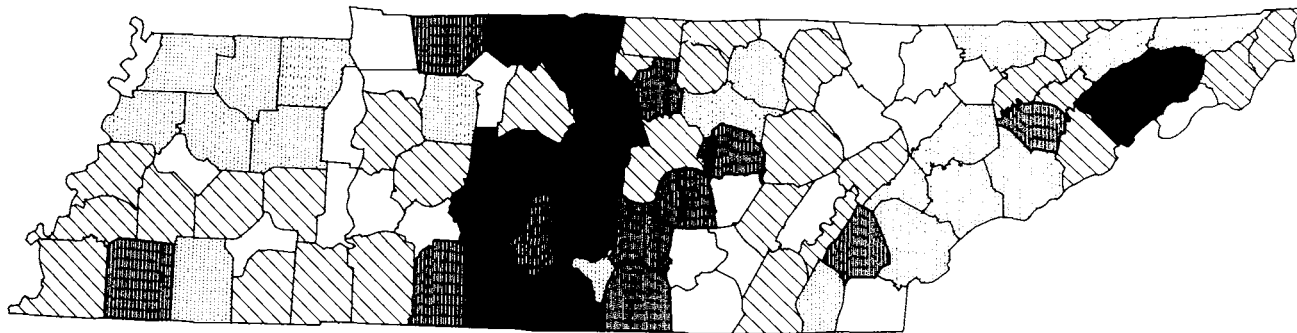
**Map 4. Value of Agricultural Products Sold by County: 1978**

State total \$1,425,865,000




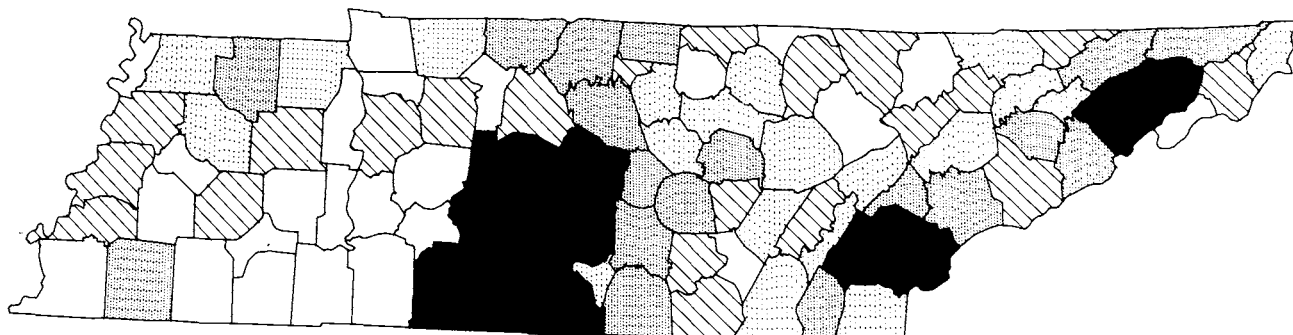
**Map 5. Cattle and Calves Inventory by County: 1978**

State total 2,124,738

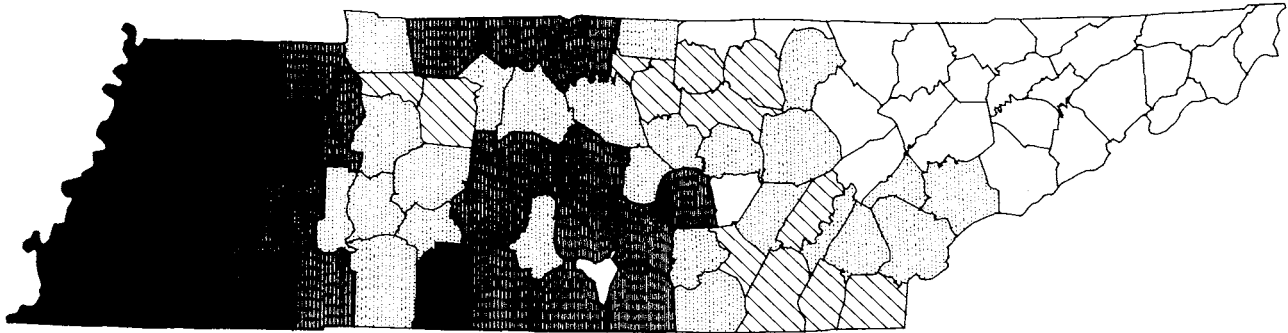


**Map 6. Milk Cows Inventory by County: 1978**

State total 207,549

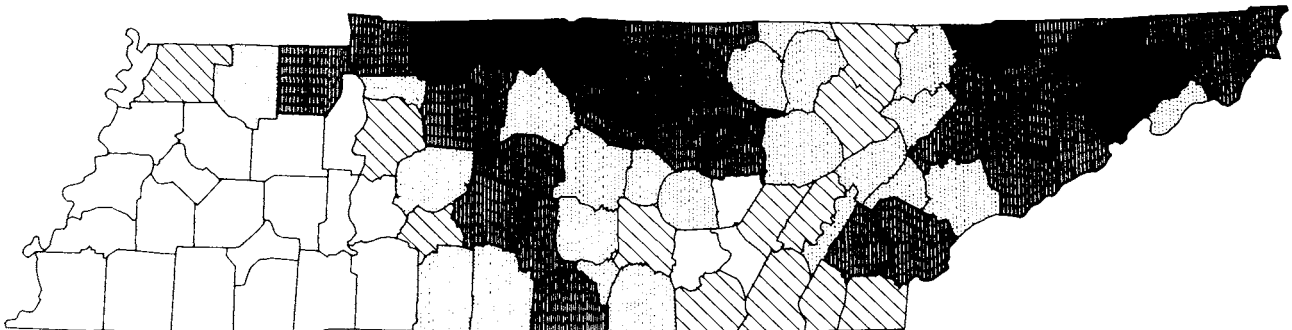


Map 7. Soybeans Harvested for Beans by County: 1978  
 State total 2,111,414 acres



Acres	
[White box]	Less than 1,000
[Diagonal lines box]	1,000 - 1,999
[Grid box]	2,000 - 9,999
[Dense grid box]	10,000 - 49,999
[Solid black box]	50,000 or more

Map 8. Tobacco Harvested by County: 1978  
 State total 71,763 acres



Acres	
[White box]	None
[Diagonal lines box]	1 - 99
[Grid box]	100 - 499
[Dense grid box]	500 - 1,999
[Solid black box]	2,000 or more