

# 1987

# Census of Agriculture

---

AC87-A-24


Volume 1  
GEOGRAPHIC AREA SERIES

Part 24

# Mississippi

State and County Data

---



# ACKNOWLEDGMENTS

---

This report was prepared in the Agriculture Division. Many other divisions contributed to this preparation: Data Preparation performed the clerical processing; Administrative Services provided the forms design and other administrative services; Publications Services contributed in publication planning and design, editorial review, composition, and printing procurement; Computer Services provided the computer processing facilities; Field provided selected data collection activities; Economic Programming prepared the computer programs; and Economic Surveys assisted in preparation of data collection and processing procedures and computer programs.

Members of the Census Advisory Committee on Agriculture Statistics and representatives of both public and private

organizations made significant recommendations which helped establish data content.

Members of various agencies of the U.S. Department of Agriculture provided valuable advice in the planning, publicizing, and processing phases of the census, and in helping farmers and ranchers complete the report forms.

The press, farm magazines, radio and television stations, and farm organizations were most helpful in publicizing the census and encouraging cooperation of farm and ranch operators.

Special tribute is paid to the millions of farm and ranch operators who furnished the information requested. Only through their cooperation was it possible to collect and publish the data in this report.

If you have any questions concerning the statistics in this report, call:

(301) 763-8555 Division Chief


(301) 763-8567 Crops Branch

(301) 763-8569 Livestock Branch

(301) 763-8566 Farm Economics Branch

(301) 763-1113 General Information

(301) 763-8558 Statistical Methodology



VOLUME 1  
GEOGRAPHIC AREA SERIES

# 1987 Census of Agriculture

AC87-A-24  
Changed November 1989

## CHANGE SHEET Mississippi

Following are changes to the 1987 Census of Agriculture volume 1 publications:

**Table 17. Selected Characteristics of Farms Operated by Females, Persons of Spanish Origin, and Specified Racial Groups: 1987 and 1982**

[For meaning of abbreviations and symbols, see introductory text]

| Characteristics                      | Female operators | Operators of Spanish origin <sup>1</sup> | Farms operated by Black and other races |                 |       |                  |
|--------------------------------------|------------------|--|---|-----------------|-------|------------------|
|                                      |                  |  | Black                                   | American Indian | Asian | Other (see text) |
| <b>1987 OPERATOR CHARACTERISTICS</b> |                  |  |   |                 |       |                  |
| Operators by days of work off farm:  |                  |  |   |                 |       |                  |
| Any.....                             | 890              | 26                                       | 1 588                                   | 9               | 2     | 1                |
| 100 to 199 days .....                | 157              | 3  | 297                                     | 2               | -     | -                |

<sup>1</sup>See chapter 1, table 16, for operators not of or not reporting Spanish origin.

Following are changes to appendix C:

**Table G. State Coverage Evaluation Estimates of Farms Not on the Mail List: 1987**

[During additional processing for coverage evaluation estimates, minor errors in estimates and relative standard errors were discovered for selected data items in some States. Corrected estimates will be published in *Volume 2, Subject Series, Part 2, Coverage Evaluation*].



U.S. Department of Commerce  
BUREAU OF THE CENSUS





# 1987

## Census of Agriculture

---

AC87-A-24

Volume 1  
GEOGRAPHIC AREA SERIES

Part 24  
**Mississippi**  
State and County Data

---

Issued July 1989



**U.S. Department of Commerce**  
**Robert A. Mosbacher, Secretary**  
**Michael R. Darby, Under Secretary**  
for Economic Affairs

**BUREAU OF THE CENSUS**

---



**BUREAU OF THE CENSUS**  
**C. L. Kincannon, Deputy Director**

**Charles A. Waite**, Associate Director for  
Economic Programs  
**Roger H. Bugenhagen**, Assistant Director for  
Economic and Agriculture Censuses

**Thomas L. Mesenbourg**, Chief,  
Economic Census Staff

**AGRICULTURE DIVISION**  
**Charles P. Pautler, Jr.**, Chief

---

**Library of Congress Cataloging-in-Publication Data**

Census of agriculture (1987). Geographic area series.  
1987 census of agriculture. Geographic area series.

Includes indexes.

Supt. of Docs. no.: C 3.31/4:987/v.1

1. Agriculture—Economic aspects—United States—  
Statistics. 2. Agriculture—Economic aspects—United  
States—States—Statistics. 3. Agriculture—Economic  
aspects—United States—Territories and possessions  
—Statistics. I. United States. Bureau of the Census.

II. Title.

HD1769.C46 1987 338.1'0973'021 88-600103

---

For sale by Superintendent of Documents, U.S. Government  
Printing Office, Washington, DC 20402.

# CONTENTS

---

|  | Page |
|--|------|
| Introduction .....   | VII  |
| Highlights of the State's Agriculture: 1987 and 1982 ..... | 1    |

---

## FIGURES

|   |   |
|---|---|
| 1. State Map .....  | 2 |
| 2. Profile of State's Agriculture: 1987 .....                       | 3 |
| 3. Percent of Farms and of Value of Products Sold: 1987 .....       | 4 |
| 4. Farms by Value of Agricultural Products Sold: 1959 to 1987 ..... | 4 |
| 5. Land Use: 1987 .....   | 5 |
| 6. Selected Crops Harvested: 1987 .....                             | 5 |
| 7. Value of Livestock and Poultry Sold: 1987 .....                  | 6 |
| 8. Production Expenses: 1987 .....                                  | 6 |

---

## TABLES

### CHAPTER 1. State Data

|   |    |
|---|----|
| 1. Historical Highlights: 1987 and Earlier Census Years .....   | 7  |
| 2. Market Value of Agricultural Products Sold: 1987, 1982, and 1978 .....   | 9  |
| 3. Farm Production Expenses: 1987, 1982, and 1978 .....   | 10 |
| 4. Net Cash Return From Agricultural Sales: 1987 .....  | 12 |
| 5. Government Payments and Other Farm-Related Income: 1987 and 1982 .....   | 13 |
| 6. Commodity Credit Corporation Loans: 1987 and 1982 .....  | 14 |
| 7. Land Use and Acres Diverted: 1987, 1982, and 1978 .....  | 15 |
| 8. Land in Farms, Harvested Cropland, and Irrigated Land, by Size of Farm: 1987 and 1982 .....  | 16 |
| 9. Irrigation: 1987, 1982, and 1978 .....   | 16 |
| 10. Selected Characteristics of Irrigated and Nonirrigated Farms: 1987 and 1982 .....   | 17 |
| 11. Value of Land and Buildings: 1987, 1982, and 1978 .....   | 18 |
| 12. Value of Machinery and Equipment on Place: 1987 and 1982 .....  | 18 |
| 13. Selected Machinery and Equipment on Place: 1987 and 1982 .....  | 18 |
| 14. Petroleum Products Expenses: 1987, 1982, and 1978 .....   | 19 |
| 15. Agricultural Chemicals Used, Including Fertilizer and Lime: 1987, 1982, and 1978 .....  | 19 |
| 16. Tenure and Characteristics of Operator and Type of Organization for All Farms and Farms Operated by Black and Other Races: 1987, 1982, and 1978 ..... | 20 |
| 17. Selected Characteristics of Farms Operated by Females, Persons of Spanish Origin, and Specified Racial Groups: 1987 and 1982 .....                    | 21 |
| 18. Selected Characteristics of Farms by Standard Industrial Classification: 1987 .....   | 23 |
| 19. Selected Characteristics of Abnormal Farms: 1987 and 1982 .....   | 24 |
| 20. Livestock and Poultry—Inventory and Sales: 1987, 1982, and 1978 .....   | 25 |
| 21. Poultry—Inventory and Sales: 1987 and 1982 .....  | 25 |
| 22. Broilers and Started Pullets—Sales: 1987 and 1982 .....   | 26 |
| 23. Poultry—Inventory and Sales by Size of Flock: 1987 .....  | 26 |
| 24. Turkeys—Sales by Number Sold Per Farm: 1987 .....   | 27 |
| 25. Cattle and Calves—Inventory: 1987 and 1982 .....  | 27 |
| 26. Cattle and Calves—Sales: 1987 and 1982 .....  | 28 |
| 27. Cattle and Calves—Inventory and Sales by Size of Herd: 1987 .....   | 28 |
| 28. Cattle and Calves—Inventory and Sales by Size of Cow Herd: 1987 .....   | 29 |
| 29. Cattle and Calves—Inventory and Sales by Size of Beef Cow Herd: 1987 .....  | 29 |
| 30. Cattle and Calves—Inventory and Sales by Size of Milk Cow Herd: 1987 .....  | 30 |
| 31. Cattle and Calves—Sales by Number Sold Per Farm: 1987 .....   | 30 |
| 32. Hogs and Pigs—Inventory: 1987 and 1982 .....  | 30 |
| 33. Hogs and Pigs—Sales: 1987 and 1982 .....  | 31 |

|  | Page |
|--|------|
| 34. Hogs and Pigs—Litters Farrowed: 1987 and 1982 .....  | 31   |
| 35. Hogs and Pigs—Inventory and Sales by Size of Herd: 1987 .....  | 31   |
| 36. Hogs and Pigs—Inventory and Sales by Number Sold Per Farm: 1987 .....                                  | 32   |
| 37. Hogs and Pigs—Inventory, Sales, and Litters by Total Farrowed: 1987 .....                              | 32   |
| 38. Sheep and Lambs—Inventory and Sales: 1987 and 1982 .....   | 32   |
| 39. Sheep and Lambs—Inventory and Sales by Size of Flock: 1987 .....                                       | 33   |
| 40. Sheep and Lambs—Inventory and Sales by Size of Ewe Flock: 1987 .....                                   | 33   |
| 41. Other Livestock and Livestock Products—Inventory and Sales: 1987 and 1982 .....                        | 34   |
| 42. Crops Harvested and Value of Production: 1987 and 1982 .....   | 35   |
| 43. Specified Crops Harvested—Yield Per Acre Irrigated and Nonirrigated: 1987 .....                        | 35   |
| 44. Specified Crops by Acres Harvested: 1987 and 1982 .....  | 36   |
| 45. Specified Fruits and Nuts by Acres: 1987 and 1982 .....  | 37   |
| 46. Nursery and Greenhouse Crops, Mushrooms, and Sod Grown for Sale by Value of Sales: 1987 and 1982 ..... | 38   |
| 47. Farms by Concentration of Market Value of Agricultural Products Sold: 1987 .....                       | 39   |
| 48. Summary by Tenure of Operator: 1987 .....  | 40   |
| 49. Summary by Type of Organization: 1987 .....  | 50   |
| 50. Summary by Age and Principal Occupation of Operator: 1987 .....  | 60   |
| 51. Summary by Size of Farm: 1987 .....  | 80   |
| 52. Summary by Value of Agricultural Products Sold: 1987 .....   | 100  |
| 53. Summary by Standard Industrial Classification of Farm: 1987 .....                                      | 120  |

## CHAPTER 2. County Data

|   |     |
|---|-----|
| 1. County Summary Highlights: 1987 .....  | 140 |
| 2. Market Value of Agricultural Products Sold and Farms by Standard Industrial Classification: 1987 and 1982 .....                                      | 151 |
| 3. Farm Production Expenses: 1987 and 1982 .....  | 173 |
| 4. Net Cash Return From Agricultural Sales, Government Payments, Other Farm-Related Income, and Commodity Credit Corporation Loans: 1987 and 1982 ..... | 184 |
| 5. Farms, Land in Farms, and Land Use: 1987 and 1982 .....  | 195 |
| 6. Harvested Cropland by Size of Farm and Acres Harvested: 1987 and 1982 .....  | 217 |
| 7. Irrigation: 1987 and 1982 .....  | 228 |
| 8. Machinery and Equipment on Place: 1987 and 1982 .....  | 239 |
| 9. Agricultural Chemicals Used, Including Fertilizer and Lime: 1987 and 1982 .....  | 250 |
| 10. Tenure and Characteristics of Operator and Type of Organization: 1987 and 1982 .....  | 256 |
| 11. Cattle and Calves—Inventory and Sales: 1987 and 1982 .....  | 278 |
| 12. Hogs and Pigs—Inventory, Litters, and Sales: 1987 and 1982 .....  | 300 |
| 13. Sheep and Horses—Inventory and Sales: 1987 and 1982 .....   | 311 |
| 14. Poultry—Inventory and Sales: 1987 and 1982 .....  | 317 |
| 15. Selected Crops: 1987 and 1982 .....   | 328 |
| 16. Farms With Sales of \$10,000 or More: 1987 and 1982 .....   | 339 |
| 17. Milk Goats—Inventory and Sales: 1987 and 1982 .....   | 389 |
| 18. Angora Goats—Inventory and Sales: 1987 and 1982 .....   | *   |
| 19. Mink and Their Pelts—Inventory and Sales: 1987 and 1982 .....   | *   |
| 20. Colonies of Bees and Honey—Inventory and Sales: 1987 and 1982 .....   | 389 |
| 21. Fish Sales: 1987 and 1982 .....   | 390 |
| 22. Miscellaneous Poultry—Inventory and Sales: 1987 and 1982 .....  | 391 |
| 23. Miscellaneous Livestock and Animal Specialties—Inventory and Sales: 1987 and 1982 .....   | 392 |
| 24. Grains—Corn, Sorghum, Wheat, and Other Small Grains: 1987 and 1982 .....  | 394 |
| 25. Cotton, Tobacco, Soybeans, Dry Beans and Peas, Potatoes, Sugar Crops, and Peanuts: 1987 and 1982 .....  | 397 |
| 26. Field Seeds, Grass Seeds, Hay, Forage, and Silage: 1987 and 1982 .....  | 400 |
| 27. Vegetables, Sweet Corn, and Melons Harvested for Sale: 1987 and 1982 .....  | 408 |
| 28. Fruits and Nuts: 1987 and 1982 .....  | 414 |
| 29. Berries Harvested for Sale: 1987 and 1982 .....   | 419 |
| 30. Nursery and Greenhouse Crops, Mushrooms, and Sod Grown for Sale: 1987 and 1982 .....  | 420 |
| 31. Other Crops: 1987 and 1982 .....  | 421 |
| 32. Farms Operated by Black and Other Races by Value of Sales and Occupation: 1987 and 1982 .....   | 422 |
| 33. Farms Operated by Black and Other Races by Tenure: 1987 and 1982 .....  | 423 |
| 34. Operators by Selected Racial Groups: 1987 and 1982 .....  | 424 |
| 35. Operators of Spanish Origin: 1987 and 1982 .....  | 425 |
| 36. Farms With Grazing Permits: 1987 .....  | 425 |

**APPENDIXES**

|   |     |
|---|-----|
| A. General Explanation .....  | A-1 |
| B. Places With All Cropland in the Conservation Reserve Program ..... | B-1 |
| C. Statistical Methodology .....                                      | C-1 |
| D. Report Form and Information Sheet .....                            | D-1 |

|                           |                   |
|---------------------------|-------------------|
| Index .....               | Index 1           |
| Publication Program ..... | Inside back cover |

\*Not published for this State.



# INTRODUCTION

|   | Page |
|---|------|
| HISTORY .....                                 | VII  |
| USES OF THE CENSUS .....                      | VII  |
| AUTHORITY AND AREA COVERED .....              | VII  |
| FARM DEFINITION .....                         | VII  |
| COMPARABILITY OF DATA .....                   | VII  |
| TABULAR PRESENTATION .....                    | VII  |
| ADVANCE REPORTS .....                         | VIII |
| ELECTRONIC DATA DISSEMINATION .....           | VIII |
| SPECIAL TABULATIONS .....                     | VIII |
| CENSUS DISCLOSURE RULES .....                 | VIII |
| INVENTORIES, PRODUCTION, AND SALES DATA ..... | VIII |
| ABBREVIATIONS AND SYMBOLS .....               | VIII |

## HISTORY

The 1987 Census of Agriculture is the 23d taken by the U.S. Department of Commerce, Bureau of the Census. The first agriculture census was taken in 1840 as part of the sixth decennial census of population. From 1840 to 1950, an agriculture census was taken as part of the decennial census. A separate mid-decade census of agriculture was conducted in 1925, 1935, and 1945. From 1954 to 1974, a census of agriculture was taken for the years ending in 4 and 9. In 1976, Congress authorized the census of agriculture to be taken for 1978 and 1982 to adjust the data reference year so that it coincided with the economic censuses covering manufacturing, mining, construction, retail trade, wholesale trade, service industries, and selected transportation activities. This adjustment in timing established the agriculture census on a 5-year cycle collecting data for years ending in 2 and 7.

## USES OF THE CENSUS

The census of agriculture is the leading source of statistics about the Nation's agricultural production and the only source of consistent, comparable data at the county, State, and national levels. Census statistics are used by Congress in developing and changing farm programs and for determining the effects of these programs. Many national and State programs are designed or allocated on the basis of census data, such as funds for extension services, research, and soil conservation projects. Private industry uses census statistics to provide a more effective production and distribution system for the agricultural community.

## AUTHORITY AND AREA COVERED

The census of agriculture is required by law under Title 13, United States Code, sections 142(a) and 191, which directs that a census be taken in 1979, 1983, and in every

fifth year after 1983 covering the prior year. The 1987 census includes each State, Puerto Rico, Guam, and the Virgin Island of the United States. A census of agriculture will be conducted in American Samoa and the Commonwealth of the Northern Mariana Islands in conjunction with the 1990 Census of Population and Housing.

## FARM DEFINITION

Since 1850, when minimum criteria defining a farm for census purposes first were established, the farm definition has been changed nine times. The current definition, first used for the 1974 census, is any place from which \$1,000 or more of agricultural products were produced and sold or normally would have been sold during the census year. The farm definition used for the outlying areas varies according to area. The report for each area includes a discussion of the farm definition.

## COMPARABILITY OF DATA

Data on acreages and inventories for 1987 and 1982 are generally comparable. Dollar figures shown for expenses and agricultural product sales are expressed in current dollars and have not been adjusted for inflation or deflation. In general, data for censuses since 1974 are not fully comparable with data for 1969 and earlier censuses due to changes in the farm definition.

The 1978 U.S., region, and State data shown in the 1978 Census of Agriculture publications included data for farms on the mail list plus estimates from an area sample for farms not on the mail list. For comparability, the 1978 data in the 1987 publications include only farms on the mail list.

## TABULAR PRESENTATION

**State data**—Tables 1 through 47 in chapter 1 show detailed State-level data usually accompanied by historical data for one or more past censuses. Tables 48 through 53 provide 1987 State data cross-tabulated by various farm classifications.

**County data**—Chapter 2 presents selected data items by county. Tables 1 through 16 include general data for all counties. The counties are listed in alphabetical order in the column headings. Tables 17 through 36 include only

counties reporting the data item. Counties not having the item, or with a limited number of farms reporting the item, have data combined and presented as "all other counties."

## ADVANCE REPORTS

Advance reports of 1987 census data have been published separately for each county with 10 farms or more, each State, and the United States. This series provided, at the earliest possible date, final data on major data items together with comparable final data from the 1982 census. Data items are standard across States except information on selected crops harvested, which vary by State according to their relative importance in the State.

## ELECTRONIC DATA DISSEMINATION

The volume 1 data are available on computer tapes and compact disc. The advance report data are available on computer tapes, computer diskettes, and through electronic data services such as the AGRIDATA network, the CENDATA package on Dialog, CompuServe on-line services, and the Census Bureau's State Data Center Bulletin Board. Computer tapes, diskettes, and compact discs are sold by the Customer Services Branch, Data User Services Division, Bureau of the Census, Washington, D.C. 20233 (telephone (301) 763-4100).

## SPECIAL TABULATIONS

Custom designed tabulations can be developed to individual user specifications on a programming cost reimbursable basis. Inquiries about special tabulations should be directed to the Chief, Agriculture Division, Bureau of the Census, Washington, D.C. 20233.

## CENSUS DISCLOSURE RULES

In keeping with the provisions of Title 13, United States Code, no data are published that would disclose the operations of an individual farm. However, the number of

farms in a given size category or other classification, such as size of farm, is not considered a release of confidential information and is provided even though other information is withheld.

## INVENTORIES, PRODUCTION, AND SALES DATA

Inventories of livestock, poultry, and machinery and equipment are measured as of December 31 of the census year. Crop and livestock production, sales, and expense data are for the calendar year, except for a few crops (such as citrus) for which the production year overlaps the calendar year.

## ABBREVIATIONS AND SYMBOLS

The following abbreviations and symbols are used throughout the tables:

- Represents zero.
- (D) Withheld to avoid disclosing data for individual farms.
- (IC) Independent city.
- (NA) Not available.
- (S) Withheld because estimate did not meet publication standards on the basis of either the response rate (associated relative standard error) or a consistency review.
- (X) Not applicable.
- (Z) Less than half of the unit shown.
- cwt Hundredweight.
- sq ft Square feet.



# Highlights of the State's Agriculture: 1987 and 1982

[Dollar figures are in current dollars with no adjustment for price changes. For meaning of abbreviations and symbols, see introductory text]

| Item   | All farms  |            |                                  |
|--|------------|------------|----------------------------------|
|  | 1987       | 1982       | Percent change from 1982 to 1987 |
| Farms.....number.....  | 34 074     | 42 415     | -19.7                            |
| Land in farms.....acres.....   | 10 746 190 | 12 421 651 | -13.5                            |
| Average size of farm.....acres.....  | 315        | 293        | 7.5                              |
| Value of land and buildings <sup>1</sup> :   |            |            |                                  |
| Average per farm.....dollars.....  | 215 209    | 257 819    | -16.5                            |
| Average per acre.....dollars.....  | 697        | 894        | -22.0                            |
| Farms by size:   |            |            |                                  |
| 1 to 9 acres.....  | 1 387      | 1 627      | -14.8                            |
| 10 to 49 acres.....  | 6 240      | 8 674      | -28.1                            |
| 50 to 179 acres.....   | 13 506     | 17 342     | -22.1                            |
| 180 to 499 acres.....  | 7 789      | 9 031      | -13.8                            |
| 500 to 999 acres.....  | 2 884      | 3 100      | -7.0                             |
| 1,000 to 1,999 acres.....  | 1 445      | 1 739      | -16.9                            |
| 2,000 acres or more.....   | 823        | 902        | -8.8                             |
| Harvested cropland.....farms.....  | 24 305     | 31 122     | -21.9                            |
| .....acres.....  | 4 272 651  | 5 799 772  | -26.3                            |
| Irrigated land.....farms.....  | 2 012      | 1 462      | 37.6                             |
| .....acres.....  | 636 842    | 430 901    | 47.8                             |
| Market value of agricultural products sold.....\$1,000.....  | 1 862 903  | 1 918 486  | -2.9                             |
| Average per farm.....dollars.....  | 54 672     | 45 231     | 20.9                             |
| Crops, including nursery and greenhouse crops.....\$1,000.....                                       | 913 913    | 1 122 471  | -18.6                            |
| Grains.....\$1,000.....  | 357 668    | 625 436    | -42.8                            |
| Cotton and cottonseed.....\$1,000.....   | 514 013    | 460 879    | 11.5                             |
| Tobacco.....\$1,000.....   | -          | (D)        | (D)                              |
| Hay, silage, and field seeds.....\$1,000.....  | 10 978     | 10 686     | 2.7                              |
| Vegetables, sweet corn, and melons.....\$1,000.....  | 5 683      | 4 963      | 14.7                             |
| Fruits, nuts, and berries.....\$1,000.....   | 2 757      | (D)        | (D)                              |
| Nursery and greenhouse crops.....\$1,000.....  | 17 146     | 13 522     | 26.8                             |
| Other crops.....\$1,000.....   | 5 658      | 4 823      | 17.3                             |
| Livestock, poultry, and their products.....\$1,000.....  | 948 989    | 796 015    | 19.2                             |
| Poultry and poultry products.....\$1,000.....  | 463 748    | 390 673    | 18.7                             |
| Dairy products.....\$1,000.....  | 99 080     | 121 729    | -18.6                            |
| Cattle and calves.....\$1,000.....   | 212 736    | 192 687    | 10.4                             |
| Hogs and pigs.....\$1,000.....   | 28 011     | 37 172     | -24.6                            |
| Sheep, lambs, and wool.....\$1,000.....  | 172        | 122        | 41.3                             |
| Other livestock and livestock products (see text).....\$1,000.....                                   | 145 243    | 53 632     | 170.8                            |
| Farms by type of organization:   |            |            |                                  |
| Individual or family (sole proprietorship).....  | 30 326     | 38 255     | -20.7                            |
| Partnership.....   | 2 770      | 3 046      | -9.1                             |
| Corporation.....   | 823        | 886        | -7.1                             |
| Other—cooperative, estate or trust, institutional, etc. ....   | 155        | 228        | -32.0                            |
| Operators by principal occupation:   |            |            |                                  |
| Farming.....   | 15 111     | 18 236     | -17.1                            |
| Other.....   | 18 963     | 24 179     | -21.6                            |
| Operators by days worked off farm:   |            |            |                                  |
| Any.....   | 19 421     | 24 263     | -20.0                            |
| 200 days or more.....  | 13 518     | 16 747     | -19.3                            |
| Average age of operator.....years.....   | 53.8       | 52.5       | 2.5                              |
| Total farm production expenses <sup>1</sup> .....\$1,000.....  | 1 465 201  | (NA)       | (NA)                             |
| Selected farm production expenses <sup>1</sup> :   |            |            |                                  |
| Livestock and poultry purchased.....\$1,000.....   | 138 882    | 134 197    | 3.5                              |
| Feed for livestock and poultry.....\$1,000.....  | 328 167    | 288 860    | 13.6                             |
| Commercial fertilizer <sup>2</sup> .....\$1,000.....   | 90 795     | 114 525    | -20.7                            |
| Agricultural chemicals <sup>2</sup> .....\$1,000.....  | 130 399    | 140 183    | -7.0                             |
| Petroleum products.....\$1,000.....  | 86 016     | 142 899    | -39.8                            |
| Hired farm labor.....\$1,000.....  | 142 341    | 137 400    | 3.6                              |
| Interest expense <sup>3</sup> .....\$1,000.....  | 90 636     | 163 851    | -44.7                            |
| Livestock and poultry inventory:   |            |            |                                  |
| Cattle and calves.....farms.....   | 22 482     | 29 407     | -23.5                            |
| .....number.....   | 1 147 219  | 1 488 148  | -22.9                            |
| Milk cows.....farms.....   | 1 643      | 3 082      | -46.7                            |
| .....number.....   | 71 834     | 96 224     | -25.3                            |
| Hogs and pigs.....farms.....   | 2 237      | 4 081      | -45.2                            |
| .....number.....   | 179 063    | 223 274    | -19.8                            |
| Chickens 3 months old or older.....farms.....  | 2 550      | 4 631      | -44.9                            |
| .....number.....   | 7 027 574  | 6 841 117  | 2.7                              |
| Selected crops harvested:  |            |            |                                  |
| Corn for grain or seed.....farms.....  | 4 020      | 5 510      | -27.0                            |
| .....acres.....  | 120 361    | 80 917     | 48.8                             |
| Sorghum for grain or seed.....farms.....   | 1 414      | 834        | 69.5                             |
| .....acres.....  | 111 250    | 89 477     | 24.3                             |
| Wheat for grain.....farms.....   | 1 991      | 4 297      | -53.7                            |
| .....acres.....  | 283 477    | 809 015    | -65.0                            |
| Rice.....farms.....  | 803        | 714        | 12.5                             |
| .....acres.....  | 195 505    | 240 303    | -18.6                            |
| Cotton.....farms.....  | 4 225      | 3 710      | 13.9                             |
| .....acres.....  | 1 028 249  | 978 496    | 5.1                              |
| Soybeans for beans.....farms.....  | 6 475      | 11 131     | -41.8                            |
| .....acres.....  | 2 006 263  | 3 459 091  | -42.0                            |
| Hay—alfalfa, other tame, small grain, wild, grass silage, green chop, etc. (see text).....farms..... | 15 501     | 18 257     | -15.1                            |
| .....acres.....  | 585 346    | 607 011    | -3.6                             |

<sup>1</sup>Data are based on a sample of farms.

<sup>2</sup>Data for 1987 include cost of custom applications.

<sup>3</sup>Data for 1982 do not include imputation for item nonresponse.

Figure 1. State Map

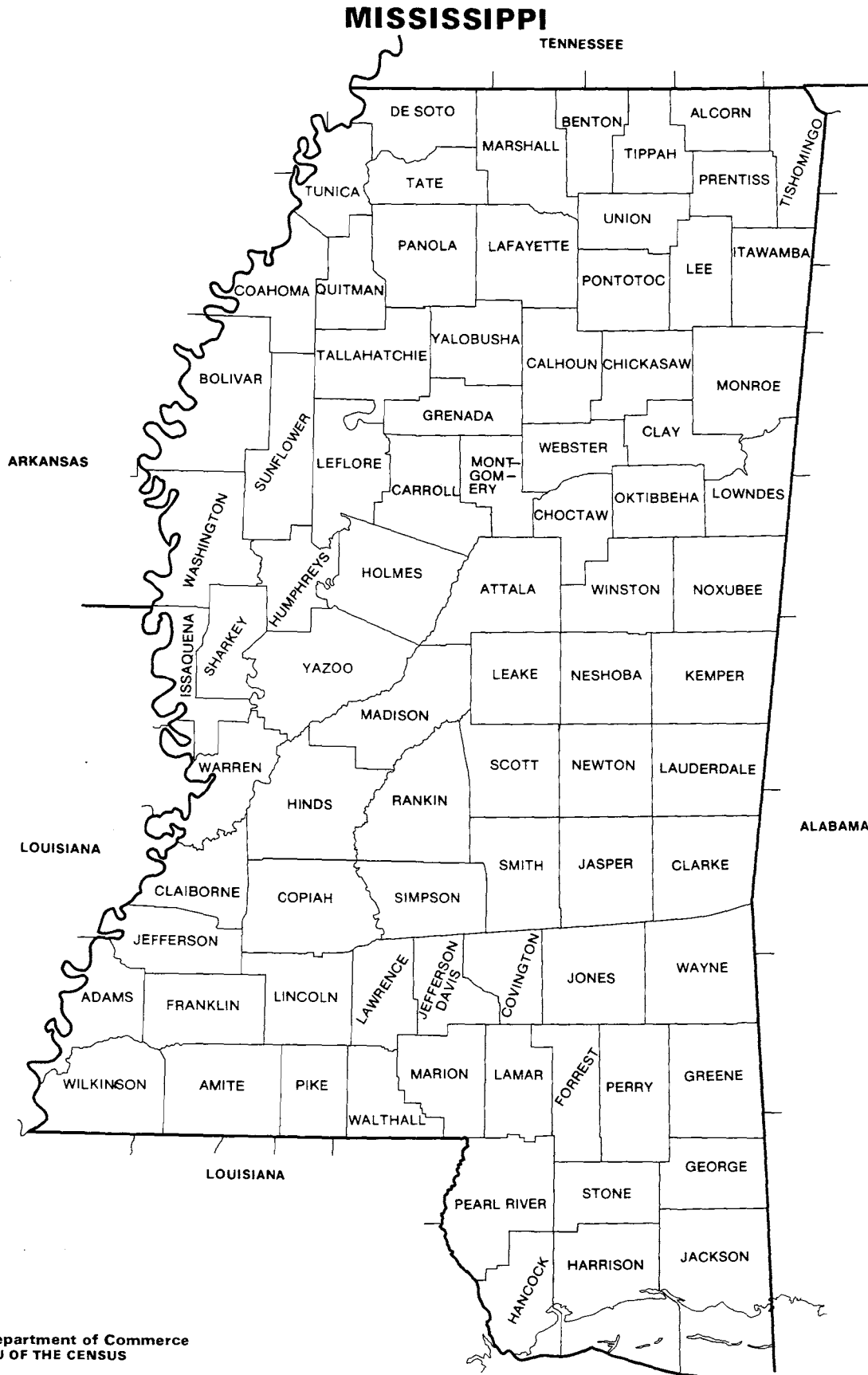


Figure 2. **Profile of State's Agriculture: 1987**

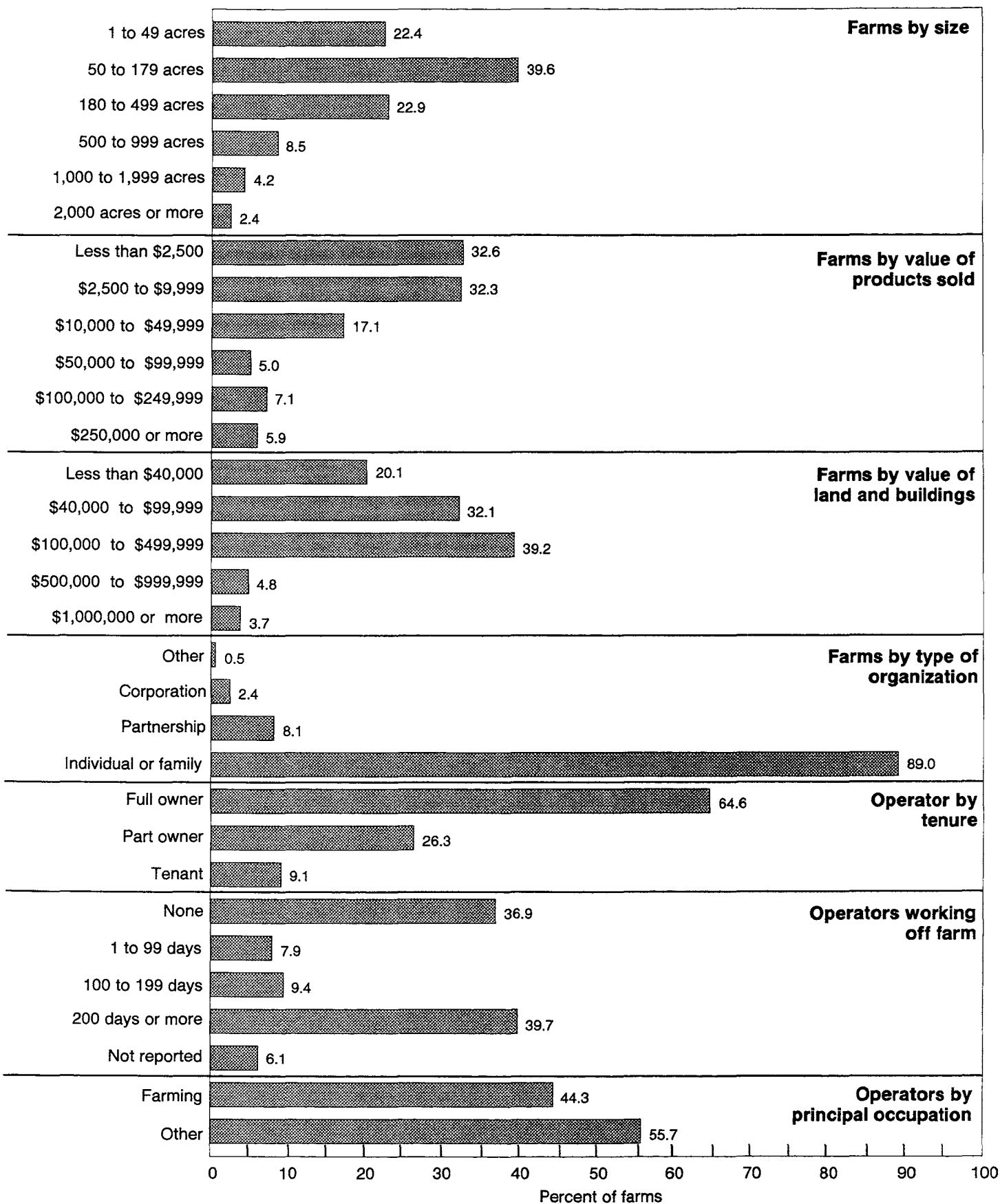


Figure 3. **Percent of Farms and of Value of Products Sold: 1987**

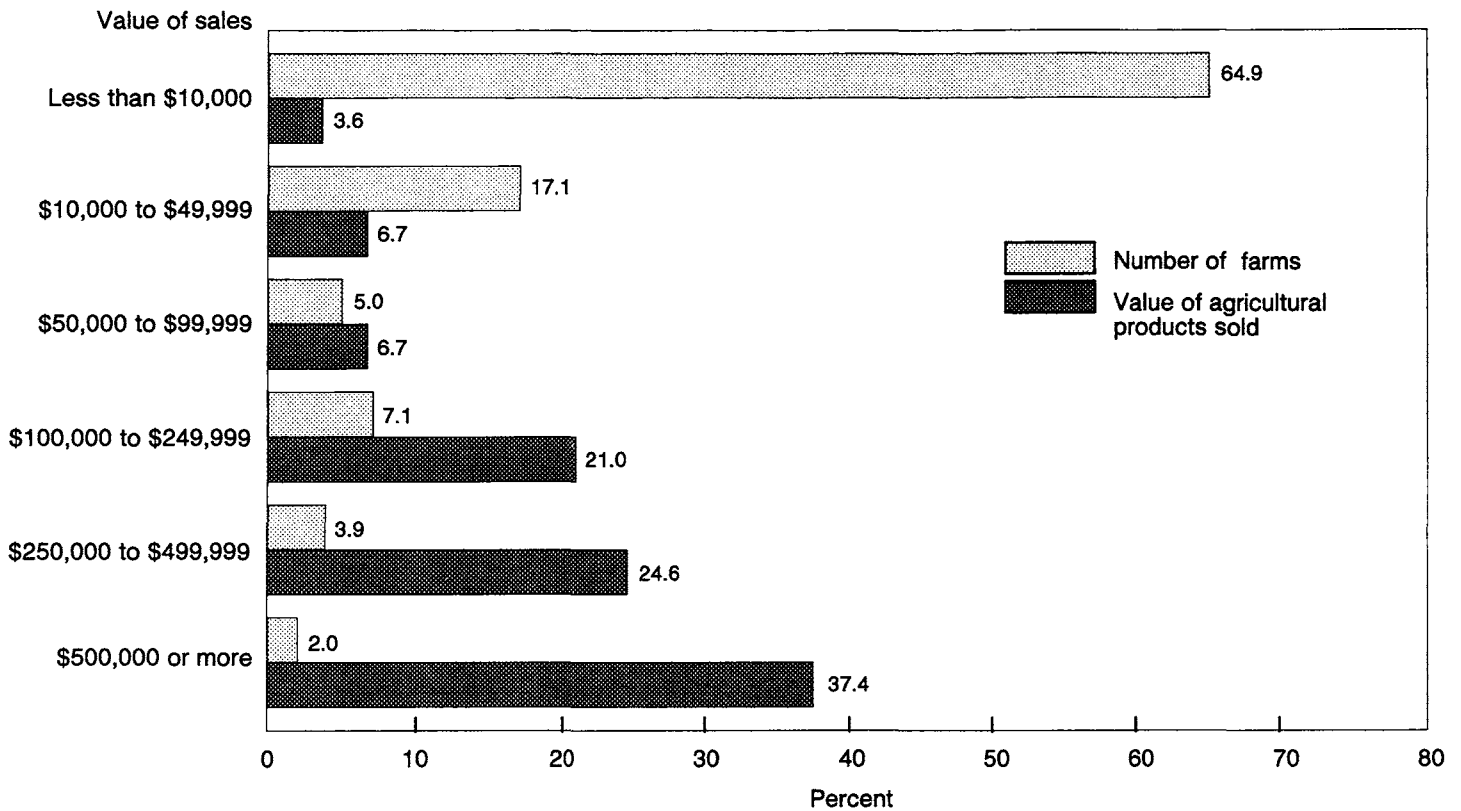


Figure 4. **Farms by Value of Agricultural Products Sold: 1959 to 1987**

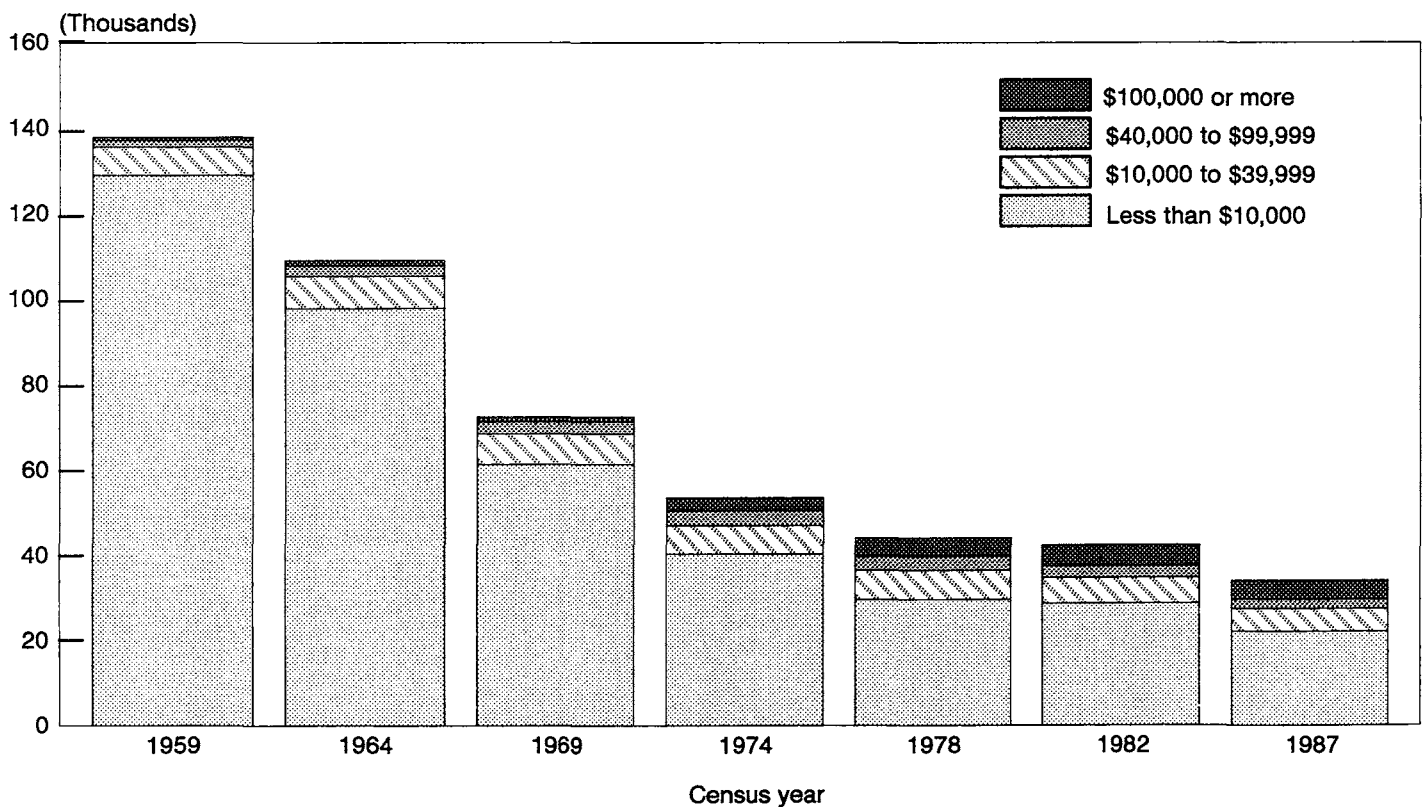


Figure 5. **Land Use: 1987**

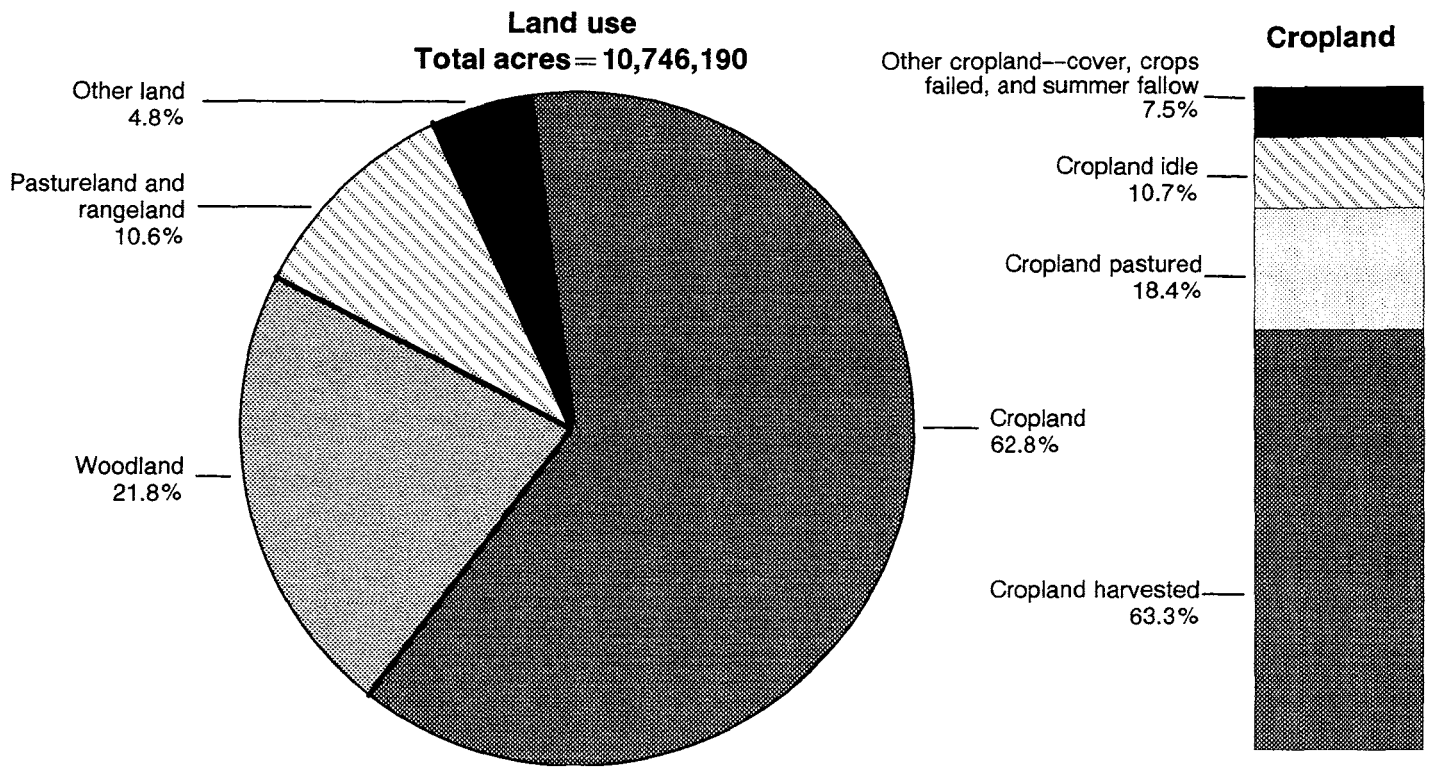


Figure 6. **Selected Crops Harvested: 1987**

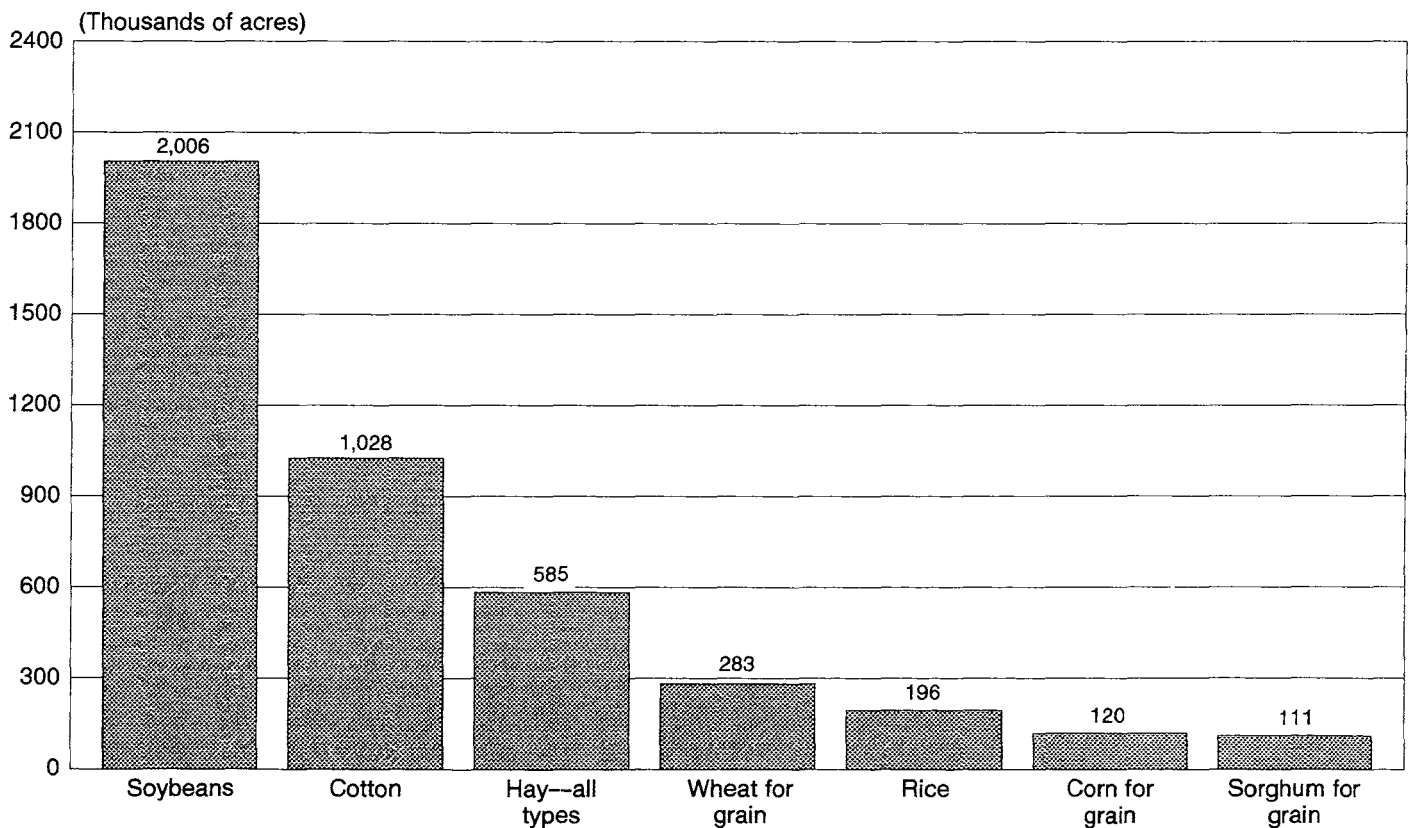


Figure 7. **Value of Livestock and Poultry Sold: 1987**

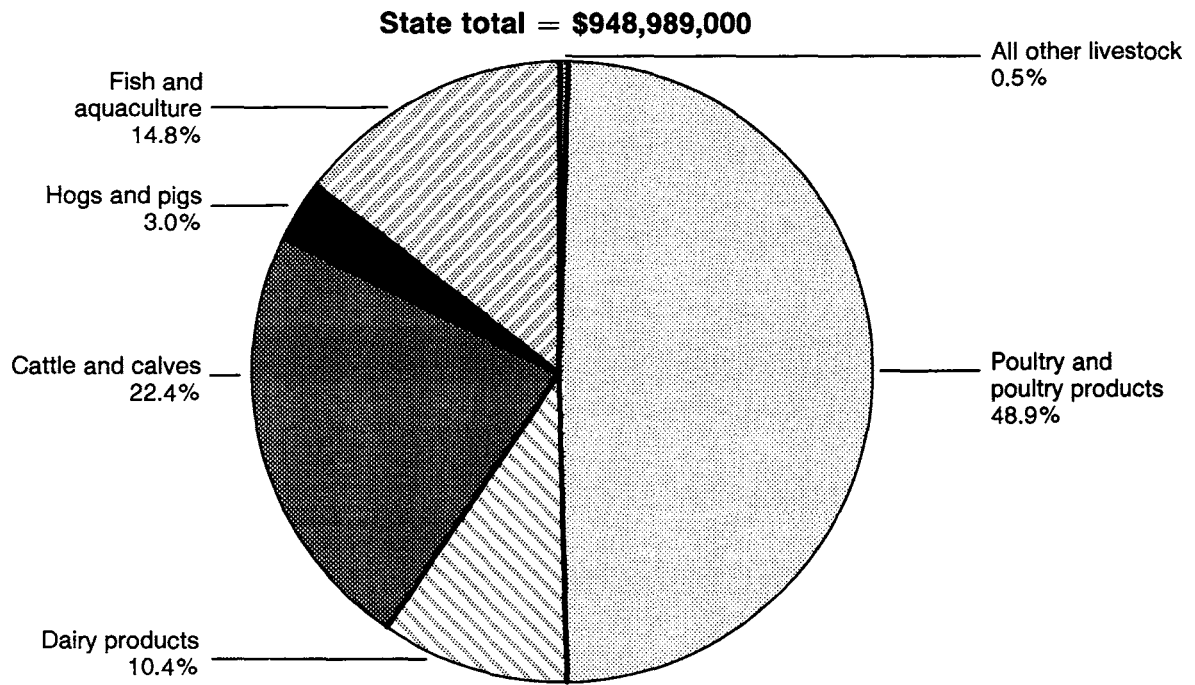
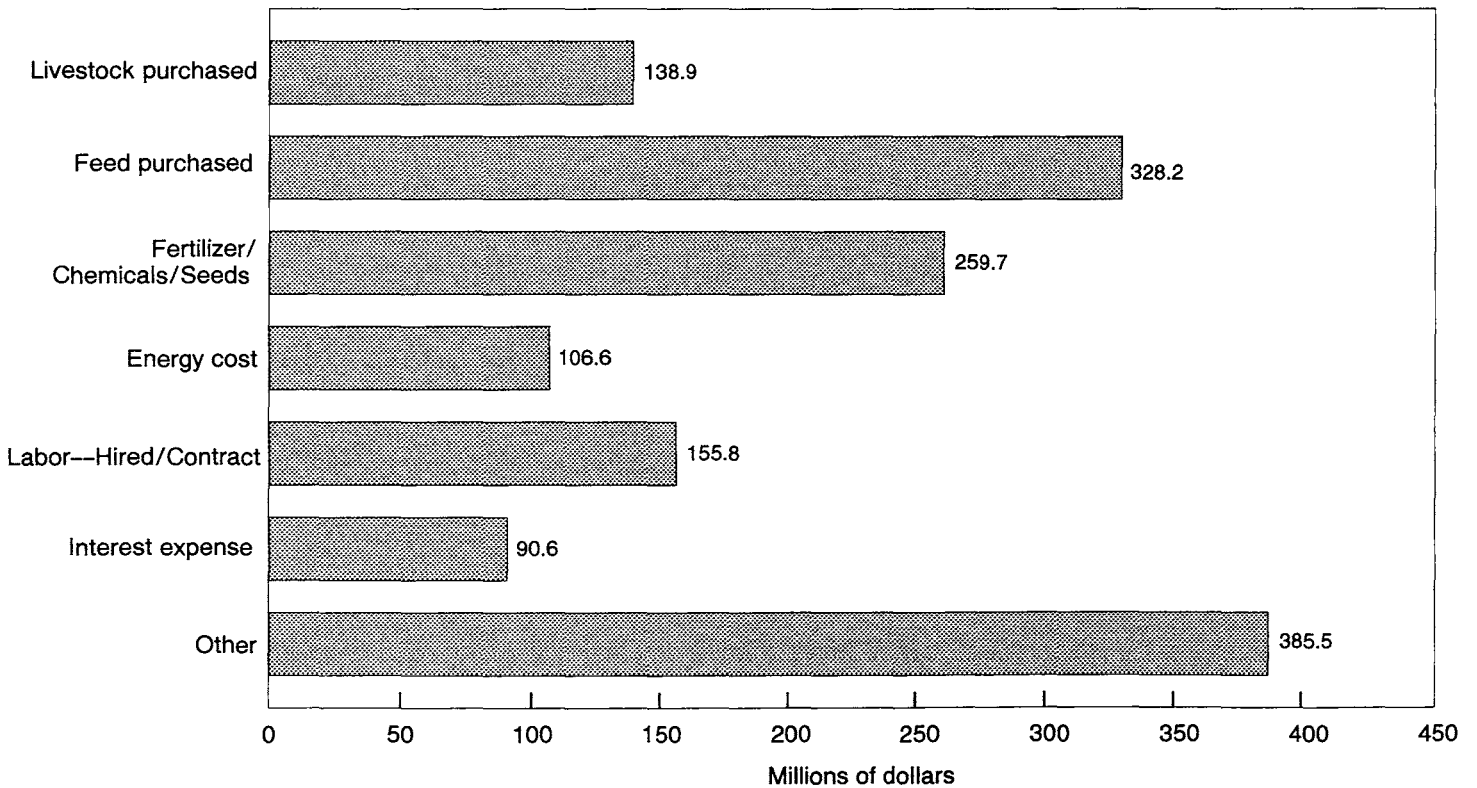


Figure 8. **Production Expenses: 1987**



**Table 1. Historical Highlights: 1987 and Earlier Census Years**

[For meaning of abbreviations and symbols, see introductory text]

| All farms   | 1987        | 1982        | 1978        | 1974        | 1969        | 1964        | 1959       | 1954       |
|---|-------------|-------------|-------------|-------------|-------------|-------------|------------|------------|
| Farms.....number..  | 34 074      | 42 415      | 44 104      | 53 620      | 72 577      | 109 141     | 138 142    | 215 915    |
| Land in farms.....acres..   | 10 746 190  | 12 421 651  | 13 210 879  | 14 300 498  | 16 039 665  | 17 751 607  | 18 630 263 | 20 702 412 |
| Average size of farm.....acres..  | 315         | 293         | 300         | 267         | 221         | 163         | 135        | 96         |
| Value of land and buildings <sup>1</sup> :  |             |             |             |             |             |             |            |            |
| Average per farm.....dollars..  | 215 209     | 257 819     | 200 646     | 101 102     | 51 611      | 24 322      | 14 292     | 7 053      |
| Average per acre.....dollars..  | 697         | 894         | 673         | 379         | 234         | 150         | 106        | 74         |
| Estimated market value of all machinery and equipment <sup>1</sup> .....\$1,000.. | 1 187 399   | 1 485 514   | 1 318 947   | 876 988     | 540 376     | (NA)        | (NA)       | (NA)       |
| Average per farm.....dollars..  | 34 900      | 35 083      | 29 953      | 17 432      | 8 053       | (NA)        | (NA)       | (NA)       |
| Farms by size:  |             |             |             |             |             |             |            |            |
| 1 to 9 acres.....   | 1 387       | 1 627       | 1 396       | 1 699       | 2 842       | 6 689       | 10 674     | 26 939     |
| 10 to 49 acres.....   | 6 240       | 8 674       | 7 918       | 10 351      | 17 060      | 38 623      | 54 372     | 99 709     |
| 50 to 179 acres.....  | 13 506      | 17 342      | 18 644      | 24 116      | 32 330      | 42 646      | 51 154     | 66 288     |
| 180 to 499 acres.....   | 7 789       | 9 031       | 10 042      | 11 253      | 13 814      | 14 668      | 15 762     | 17 145     |
| 500 to 999 acres.....   | 2 864       | 3 100       | 3 354       | 3 393       | 3 773       | 3 867       | 3 730      | 3 662      |
| 1,000 to 1,999 acres.....   | 1 445       | 1 739       | 1 785       | 1 870       | 1 864       | 1 770       |            |            |
| 2,000 acres or more.....  | 823         | 902         | 965         | 938         | 894         | 878         | 2 450      | 2 172      |
| Total cropland.....farms..  | 29 785      | 37 476      | 40 373      | 49 530      | 66 853      | 96 998      | 127 215    | 203 261    |
| .....acres..  | 6 747 639   | 7 745 113   | 8 119 065   | 8 039 574   | 8 189 006   | 6 565 301   | 7 092 678  | 7 792 351  |
| Harvested cropland.....farms..  | 24 305      | 31 122      | 34 189      | 40 007      | 53 266      | 88 229      | 118 176    | 193 617    |
| .....acres..  | 4 272 651   | 5 799 772   | 5 848 897   | 4 793 365   | 4 751 591   | 4 400 143   | 4 564 307  | 5 529 981  |
| Irrigated land.....farms..  | 2 012       | 1 462       | 1 139       | 673         | 987         | 857         | 790        | 1 703      |
| .....acres..  | 636 842     | 430 901     | 308 694     | 161 611     | 149 920     | 123 398     | 99 686     | 132 490    |
| Market value of agricultural products sold <sup>2</sup> .....\$1,000..            | 1 862 903   | 1 918 486   | 1 663 830   | 1 229 033   | 685 178     | 724 031     | 565 501    | 459 976    |
| Average per farm.....dollars..  | 54 672      | 45 231      | 37 725      | 22 921      | 9 440       | 6 634       | 4 094      | 2 130      |
| Crops, including nursery and greenhouse crops.....\$1,000..                       | 913 913     | 1 122 471   | 947 397     | 716 676     | 306 758     | 469 277     | 347 925    | 351 312    |
| Livestock, poultry, and their products.....\$1,000..                              | 948 989     | 796 015     | 716 433     | 496 986     | 369 687     | 247 345     | 208 701    | 102 917    |
| Farms by value of sales <sup>3</sup> :  |             |             |             |             |             |             |            |            |
| Less than \$2,500.....  | 11 109      | 16 384      | 15 578      | 28 619      | 46 590      | 73 083      | 97 908     | 172 755    |
| \$2,500 to \$4,999.....   | 5 985       | 6 911       | 7 748       | 6 527       | 8 922       | 16 336      | 22 176     | 30 437     |
| \$5,000 to \$9,999.....   | 5 012       | 5 445       | 6 310       | 5 278       | 5 935       | 8 468       | 9 058      | 7 849      |
| \$10,000 to \$24,999 <sup>4</sup> .....   | 4 070       | 4 377       | 4 973       |             |             |             | 8 923      | 3 126      |
| \$25,000 to \$49,999 <sup>5</sup> .....   | 1 771       | 2 308       | 2 661       | 10 138      | 9 965       | 10 014      | -          | 1 692      |
| \$50,000 to \$99,999.....   | 1 710       | 2 148       | 2 499       |             |             |             | -          | -          |
| \$100,000 to \$499,999.....   | 3 723       | 4 185       | 3 892       | 2 811       | 1 091       |             | -          | -          |
| \$500,000 or more.....  | 694         | 635         | 416         | 215         | 46          | 1 213       | -          | -          |
| Farms by type of organization:  |             |             |             |             |             |             |            |            |
| Individual or family (sole proprietorship).....                                   | 30 326      | 38 255      | 39 516      | (NA)        | (NA)        | (NA)        | (NA)       | (NA)       |
| Partnership.....  | 2 770       | 3 046       | 3 522       | (NA)        | (NA)        | (NA)        | (NA)       | (NA)       |
| Corporation.....  | 823         | 886         | 922         | (NA)        | (NA)        | (NA)        | (NA)       | (NA)       |
| Other—cooperative, estate or trust, institutional, etc.....                       | 155         | 228         | 144         | (NA)        | (NA)        | (NA)        | (NA)       | (NA)       |
| Operators by days worked off farm <sup>6</sup> :                                  |             |             |             |             |             |             |            |            |
| None.....   | 12 581      | 14 255      | 15 823      | 17 272      | (NA)        | (NA)        | (NA)       | 124 468    |
| Any.....  | 19 421      | 24 263      | 25 855      | 26 923      | 41 342      | 52 060      | 64 634     | 91 383     |
| 200 days or more.....   | 13 518      | 16 747      | 17 739      | 18 263      | 24 132      | 28 998      | 31 740     | 33 078     |
| Operators by principal occupation <sup>6</sup> :                                  |             |             |             |             |             |             |            |            |
| Farming.....  | 15 111      | 18 236      | 19 523      | 26 681      | (NA)        | (NA)        | (NA)       | (NA)       |
| Other.....  | 18 963      | 24 179      | 24 581      | 26 347      | (NA)        | (NA)        | (NA)       | (NA)       |
| Average age of operator <sup>6</sup> .....years..                                 | 53.8        | 52.5        | 51.8        | 53.6        | 54.1        | 52.8        | 51.4       | 48.7       |
| Total farm production expenses <sup>1</sup> .....\$1,000..                        | 1 465 201   | (NA)        | (NA)        | 1 031 529   | 650 977     | (NA)        | (NA)       | (NA)       |
| Selected farm production expenses <sup>1</sup> :                                  |             |             |             |             |             |             |            |            |
| Livestock and poultry purchased.....\$1,000..                                     | 138 882     | 134 197     | 112 632     | 91 230      | 73 222      | 42 947      | 35 676     | (NA)       |
| Feed for livestock and poultry.....\$1,000..                                      | 328 167     | 288 860     | 302 415     | 255 841     | 144 482     | 115 176     | 76 418     | 46 172     |
| Commercial fertilizer <sup>7</sup> .....\$1,000..                                 | 90 795      | 114 525     | 99 915      | 84 572      | 44 746      | 41 119      | (NA)       | (NA)       |
| Petroleum products.....\$1,000..  | 86 016      | 142 899     | 90 845      | 59 344      | 41 320      | 36 105      | 29 651     | 23 511     |
| Hired farm labor.....\$1,000..  | 142 341     | 137 400     | 129 264     | 91 583      | 79 064      | 62 638      | 56 048     | 45 918     |
| Interest expense <sup>8</sup> .....\$1,000..                                      | 90 636      | 163 851     | (NA)        | (NA)        | (NA)        | (NA)        | (NA)       | (NA)       |
| Agricultural chemicals <sup>7</sup> .....\$1,000..                                | 130 399     | 140 183     | 112 975     | 75 877      | 40 684      | (NA)        | (NA)       | (NA)       |
| Livestock and poultry:  |             |             |             |             |             |             |            |            |
| Cattle and calves inventory.....farms..   | 22 482      | 29 407      | 30 446      | 40 583      | 50 796      | 83 415      | 100 351    | 153 339    |
| .....number..   | 1 147 219   | 1 488 148   | 1 543 877   | 2 270 177   | 1 940 930   | 2 350 984   | 2 005 511  | 2 319 590  |
| Beef cows.....farms..   | 19 008      | 25 227      | 26 659      | 30 302      | (NA)        | 58 868      | (NA)       | (NA)       |
| .....number..   | 579 312     | 713 119     | 791 234     | 1 151 003   | 904 274     | 1 085 634   | 805 138    | 812 224    |
| Milk cows.....farms..   | 1 643       | 3 082       | 3 929       | 7 046       | 13 397      | 37 567      | 65 519     | 122 867    |
| .....number..   | 71 834      | 96 224      | 94 891      | 110 780     | 159 231     | 247 636     | 334 894    | 497 444    |
| Cattle and calves sold.....farms..  | 22 087      | 27 466      | 29 677      | 37 610      | 44 693      | 59 774      | 73 689     | 74 099     |
| .....number..   | 638 685     | 704 606     | 854 318     | 860 921     | 969 088     | 864 142     | 783 653    | 750 560    |
| Hogs and pigs inventory.....farms..   | 2 237       | 4 081       | 6 389       | 9 023       | 17 002      | 43 070      | 86 011     | 126 909    |
| .....number..   | 179 063     | 223 274     | 280 950     | 239 438     | 384 013     | 381 067     | 811 514    | 660 108    |
| Hogs and pigs sold.....farms..  | 1 622       | 2 547       | 4 423       | 4 628       | 10 033      | 12 031      | 30 902     | 32 498     |
| .....number..   | 284 630     | 356 868     | 389 729     | 378 061     | 536 222     | 380 699     | 591 891    | 321 255    |
| Chickens 3 months old or older inventory <sup>9</sup> .....farms..                | 2 550       | 4 631       | 5 796       | 9 828       | 16 399      | 55 407      | 96 650     | 167 126    |
| .....number..   | 7 027 574   | 6 841 117   | 8 475 971   | 11 740 676  | 12 724 885  | 10 813 781  | 7 339 355  | 5 420 280  |
| Broilers and other meat-type chickens sold.....farms..                            | 1 129       | 1 212       | 1 404       | 1 519       | 1 469       | 1 677       | 1 494      | 1 237      |
| .....number..   | 276 652 292 | 247 236 533 | 223 309 303 | 178 822 643 | 176 261 498 | 150 857 316 | 95 332 516 | 31 801 716 |

See footnotes at end of table.

**Table 1. Historical Highlights: 1987 and Earlier Census Years—Con.**

[For meaning of abbreviations and symbols, see introductory text]

| All farms  | 1987       | 1982       | 1978       | 1974       | 1969       | 1964       | 1959       | 1954       |
|--|------------|------------|------------|------------|------------|------------|------------|------------|
| Selected crops harvested:  |            |            |            |            |            |            |            |            |
| Corn for grain or seed ----- farms...  | 4 020      | 5 510      | 8 345      | 13 179     | 22 421     | 55 562     | 90 762     | 144 638    |
| acres...   | 120 361    | 80 914     | 107 689    | 132 033    | 250 984    | 599 004    | 1 093 310  | 1 534 023  |
| bushels...   | 9 369 093  | 4 757 736  | 4 935 672  | 5 170 773  | 7 943 014  | 21 917 696 | 32 497 185 | 25 164 783 |
| Wheat for grain ----- farms...   | 1 991      | 4 267      | 593        | 1 047      | 1 029      | 1 882      | 1 292      | (NA)       |
| acres...   | 283 477    | 809 015    | 54 242     | 104 818    | 73 598     | 138 778    | 30 974     | (NA)       |
| bushels...   | 9 674 702  | 29 185 697 | 1 853 571  | 2 630 717  | 1 978 135  | 3 990 095  | 784 273    | (NA)       |
| Soybeans for beans ----- farms...  | 6 475      | 11 131     | 13 018     | 11 161     | 12 580     | 8 690      | 9 636      | 7 166      |
| acres...   | 2 006 263  | 3 459 081  | 3 628 845  | 2 075 772  | 2 428 685  | 1 231 877  | 951 441    | 506 599    |
| bushels...   | 41 329 519 | 81 844 364 | 73 505 537 | 40 921 774 | 48 247 190 | 22 785 466 | 21 037 945 | 5 039 733  |
| Rice ----- farms...  | 803        | 714        | 579        | (NA)       | (NA)       | 214        | 218        | 256        |
| acres...   | 195 505    | 240 303    | 215 892    | (NA)       | (NA)       | 50 597     | 45 226     | 73 804     |
| cwt...   | 10 466 632 | 10 106 176 | 9 161 237  | (NA)       | (NA)       | 1 922 850  | 1 205 710  | 1 940 031  |
| Cotton ----- farms...  | 4 225      | 3 710      | 4 660      | 11 277     | 28 584     | 50 796     | 77 390     | 156 249    |
| acres...   | 1 028 249  | 978 496    | 1 193 677  | 1 695 728  | 1 222 017  | 1 447 831  | 1 450 296  | 1 948 329  |
| bales...   | 1 654 648  | 1 641 939  | 1 338 394  | 1 587 075  | 1 383 067  | 2 181 773  | 1 580 581  | 1 547 593  |
| Hay—alfalfa, other tame, small grain, wild, grass silage, green chop, etc. (see text) ----- farms... | 15 501     | 18 257     | 19 468     | 21 346     | 21 882     | (NA)       | (NA)       | (NA)       |
| acres...   | 585 346    | 807 011    | 592 152    | 566 258    | 510 196    | 628 794    | 529 101    | 606 836    |
| tons, dry...   | 1 092 059  | 1 148 110  | 960 499    | 967 863    | 816 065    | 937 923    | 700 697    | 613 297    |
| Land in orchards ----- farms...  | 1 326      | 1 548      | 1 618      | 1 528      | 2 705      | 6 415      | 10 703     | 11 623     |
| acres...   | 17 982     | 18 413     | 18 677     | 21 677     | 43 094     | 85 165     | 101 408    | 117 004    |

<sup>1</sup>Data are based on a sample of farms.

<sup>2</sup>Data for 1974 and prior years include the value of forest products sold.

<sup>3</sup>Data for 1982 and prior years exclude abnormal farms.

<sup>4</sup>Data for 1959 are for \$10,000 or more.

<sup>5</sup>Data for 1954 are for \$25,000 or more.

<sup>6</sup>Data for 1974 apply only to individual or family operations (sole proprietorship) and partnerships; see text.

<sup>7</sup>Data for 1987 include cost of custom applications; data for agricultural chemicals exclude the cost of lime for 1987 and 1982.

<sup>8</sup>Data for 1982 do not include imputation for item nonresponse.

<sup>9</sup>Data for 1964 and prior years are for chickens 4 months old or older.



**Table 2. Market Value of Agricultural Products Sold: 1987, 1982, and 1978**

[For meaning of abbreviations and symbols, see introductory text]

| Item   | 1987      | Percent of total in 1987 | 1982      | 1978      |
|--|-----------|--------------------------|-----------|-----------|
| Total sales (see text) ----- farms...                            | 34 074    | 100.0                    | 42 415    | 44 104    |
| ----- \$1,000...   | 1 862 903 | 100.0                    | 1 918 486 | 1 663 830 |
| Average per farm ----- dollars...                                | 54 672    | (X)                      | 45 231    | 37 725    |
| Value of sales <sup>1</sup> :                                    |           |                          |           |           |
| Less than \$1,000 (see text) ----- farms...                      | 5 310     | 15.6                     | 8 328     | 6 411     |
| ----- \$1,000...   | 1 734     | .1                       | 3 024     | 2 842     |
| \$1,000 to \$2,499 ----- farms...                                | 5 799     | 17.0                     | 8 056     | 9 167     |
| ----- \$1,000...   | 9 716     | .5                       | 13 299    | 15 173    |
| \$2,500 to \$4,999 ----- farms...                                | 5 985     | 17.6                     | 6 911     | 7 748     |
| ----- \$1,000...   | 21 291    | 1.1                      | 24 584    | 27 546    |
| \$5,000 to \$9,999 ----- farms...                                | 5 012     | 14.7                     | 5 445     | 6 310     |
| ----- \$1,000...   | 35 115    | 1.9                      | 37 941    | 44 044    |
| \$10,000 to \$19,999 ----- farms...                              | 3 307     | 9.7                      | 3 510     | 3 966     |
| ----- \$1,000...   | 45 838    | 2.5                      | 49 257    | 55 599    |
| \$20,000 to \$24,999 ----- farms...                              | 763       | 2.2                      | 867       | 1 007     |
| ----- \$1,000...   | 16 894    | .9                       | 19 224    | 22 360    |
| \$25,000 to \$39,999 ----- farms...                              | 1 303     | 3.8                      | 1 632     | 1 857     |
| ----- \$1,000...   | 40 779    | 2.2                      | 51 268    | 58 641    |
| \$40,000 to \$49,999 ----- farms...                              | 468       | 1.4                      | 676       | 804       |
| ----- \$1,000...   | 20 846    | 1.1                      | 30 218    | 35 822    |
| \$50,000 to \$99,999 ----- farms...                              | 1 710     | 5.0                      | 2 148     | 2 489     |
| ----- \$1,000...   | 123 996   | 6.7                      | 155 104   | 179 537   |
| \$100,000 to \$249,999 ----- farms...                            | 2 405     | 7.1                      | 2 844     | 2 814     |
| ----- \$1,000...   | 390 867   | 21.0                     | 459 472   | 452 540   |
| \$250,000 to \$499,999 ----- farms...                            | 1 318     | 3.9                      | 1 341     | 1 078     |
| ----- \$1,000...   | 458 812   | 24.6                     | 458 571   | 368 646   |
| \$500,000 to \$999,999 <sup>2</sup> ----- farms...               | 522       | 1.5                      | 635       | 416       |
| ----- \$1,000...   | 351 670   | 18.9                     | 613 506   | 397 886   |
| \$1,000,000 or more ----- farms...                               | 172       | .5                       | -         | -         |
| ----- \$1,000...   | 345 325   | 18.5                     | -         | -         |
| Sales by commodity or commodity group:                           |           |                          |           |           |
| Crops, including nursery and greenhouse crops ----- farms...     | 13 150    | 38.6                     | 17 357    | 19 597    |
| ----- \$1,000...   | 913 913   | 49.1                     | 1 122 471 | 947 397   |
| Grains ----- farms...  | 7 902     | 23.2                     | 12 639    | 14 300    |
| ----- \$1,000...   | 357 668   | 19.2                     | 625 436   | 511 209   |
| Corn for grain ----- farms...                                    | 1 849     | 5.4                      | 1 526     | (NA)      |
| ----- \$1,000...   | 15 519    | .8                       | 7 742     | (NA)      |
| Wheat ----- farms...   | 1 941     | 5.7                      | 4 225     | (NA)      |
| ----- \$1,000...   | 26 643    | 1.4                      | 89 915    | (NA)      |
| Soybeans ----- farms...  | 6 421     | 18.8                     | 11 057    | (NA)      |
| ----- \$1,000...   | 221 571   | 11.9                     | 435 773   | (NA)      |
| Sorghum for grain ----- farms...                                 | 1 257     | 3.7                      | 628       | (NA)      |
| ----- \$1,000...   | 11 432    | .6                       | 8 713     | (NA)      |
| Barley ----- farms...  | 1         | (Z)                      | (NA)      | (NA)      |
| ----- \$1,000...   | (D)       | (D)                      | (NA)      | (NA)      |
| Oats ----- farms...  | 71        | .2                       | 138       | (NA)      |
| ----- \$1,000...   | (D)       | (D)                      | 487       | (NA)      |
| Other grains <sup>3</sup> ----- farms...                         | 809       | 2.4                      | 727       | (NA)      |
| ----- \$1,000...   | 82 296    | 4.4                      | 82 806    | (NA)      |
| Cotton and cottonseed ----- farms...                             | 4 215     | 12.4                     | 3 703     | 4 834     |
| ----- \$1,000...   | 514 013   | 27.6                     | 460 879   | 403 188   |
| Tobacco ----- farms...   | -         | -                        | 1         | -         |
| ----- \$1,000...   | -         | -                        | (D)       | -         |
| Hay, silage, and field seeds ----- farms...                      | 3 649     | 10.7                     | 3 206     | 3 729     |
| ----- \$1,000...   | 10 978    | .6                       | 10 686    | 11 474    |
| Vegetables, sweet corn, and melons ----- farms...                | 766       | 2.2                      | 1 308     | 1 462     |
| ----- \$1,000...   | 5 693     | .3                       | 4 963     | 4 083     |
| Fruits, nuts, and berries ----- farms...                         | 541       | 1.6                      | 444       | 502       |
| ----- \$1,000...   | 2 757     | .1                       | (D)       | 2 090     |
| Nursery and greenhouse crops ----- farms...                      | 269       | .8                       | 250       | 279       |
| ----- \$1,000...   | 17 146    | .9                       | 13 522    | 10 947    |
| Other crops ----- farms...                                       | 266       | .8                       | 566       | 632       |
| ----- \$1,000...   | 5 658     | .3                       | 4 823     | 4 405     |
| Livestock, poultry, and their products ----- farms...            | 24 451    | 71.8                     | 30 114    | 32 564    |
| ----- \$1,000...   | 948 989   | 50.9                     | 796 015   | 716 433   |
| Poultry and poultry products ----- farms...                      | 1 785     | 5.2                      | 2 241     | 2 586     |
| ----- \$1,000...   | 463 748   | 24.9                     | 390 673   | 375 705   |
| Dairy products ----- farms...                                    | 895       | 2.6                      | 1 292     | 1 578     |
| ----- \$1,000...   | 99 080    | 5.3                      | 121 729   | 84 597    |
| Cattle and calves ----- farms...                                 | 22 087    | 64.8                     | 27 466    | 29 677    |
| ----- \$1,000...   | 212 736   | 11.4                     | 192 687   | 203 411   |
| Hogs and pigs ----- farms...                                     | 1 622     | 4.8                      | 2 547     | 4 423     |
| ----- \$1,000...   | 28 011    | 1.5                      | 37 172    | 33 103    |
| Sheep, lambs, and wool ----- farms...                            | 175       | .5                       | 144       | 137       |
| ----- \$1,000...   | 172       | (Z)                      | 122       | 175       |
| Other livestock and livestock products (see text) ----- farms... | 1 779     | 5.2                      | 1 619     | 1 490     |
| ----- \$1,000...   | 145 243   | 7.8                      | 53 632    | 19 441    |

<sup>1</sup>Data for 1982 and 1978 exclude abnormal farms.

<sup>2</sup>Data for 1982 and 1978 are for \$500,000 or more.

<sup>3</sup>Data for 1982 include barley.

**Table 3. Farm Production Expenses: 1987, 1982, and 1978**

[Data are based on a sample of farms; see text. For meaning of abbreviations and symbols, see introductory text]

| Item                                | 1987   |                    | 1982    | 1978    |
|-------------------------------------|--------|--------------------|---------|---------|
|                                     | Farms  | Expenses (\$1,000) |         |         |
| Total farm production expenses      | 34 075 | (X) 1 465 201      | (NA)    | (NA)    |
| Average per farm                    | (X)    | (X) 42 999         | (NA)    | (NA)    |
| Farms with expenses of—             |        |                    |         |         |
| \$1 to \$4,999                      | 16 299 | 37 961             | (NA)    | (NA)    |
| \$5,000 to \$9,999                  | 6 367  | 45 673             | (NA)    | (NA)    |
| \$10,000 to \$24,999                | 4 371  | 66 632             | (NA)    | (NA)    |
| \$25,000 to \$49,999                | 1 948  | 68 715             | (NA)    | (NA)    |
| \$50,000 to \$99,999                | 1 657  | 119 136            | (NA)    | (NA)    |
| \$100,000 to \$249,999              | 2 004  | 329 367            | (NA)    | (NA)    |
| \$250,000 to \$499,999              | 984    | 337 275            | (NA)    | (NA)    |
| \$500,000 or more                   | 445    | 460 443            | (NA)    | (NA)    |
| Livestock and poultry purchased     | 9 144  | (X) 138 882        | 11 079  | 12 787  |
| percent of total                    | (X)    | (X) 9.5            | 134 197 | 112 632 |
| Farms with expenses of—             |        |                    |         |         |
| \$1 to \$999                        | 2 910  | 1 412              | 4 304   | 5 875   |
| \$1,000 to \$4,999                  | 3 228  | 7 266              | 3 643   | 3 576   |
| \$5,000 to \$9,999                  | 908    | 6 130              | 900     | 1 107   |
| \$10,000 to \$24,999 <sup>1</sup>   | 806    | 12 255             | 1 793   | 2 239   |
| \$25,000 to \$49,999                | 713    | 24 821             |         |         |
| \$50,000 to \$99,999                | 427    | 28 215             |         |         |
| \$100,000 to \$249,999              | 104    | 14 831             | 439     |         |
| \$250,000 or more                   | 48     | 43 952             |         |         |
| Feed for livestock and poultry      | 19 926 | (X) 328 167        | 25 893  | 30 108  |
| percent of total                    | (X)    | (X) 22.4           | 288 860 | 302 415 |
| Farms with expenses of—             |        |                    |         |         |
| \$1 to \$999                        | 10 163 | 4 612              | 15 151  | 18 738  |
| \$1,000 to \$4,999                  | 6 664  | 12 944             | 6 822   | 7 263   |
| \$5,000 to \$9,999                  | 762    | 4 978              | 932     | 808     |
| \$10,000 to \$24,999 <sup>1</sup>   | 494    | 7 801              |         | 3 299   |
| \$25,000 to \$49,999                | 424    | 14 585             | 1 913   |         |
| \$50,000 to \$79,999                | 289    | 18 146             |         |         |
| \$80,000 to \$99,999                | 111    | 9 946              |         |         |
| \$100,000 or more                   | 1 019  | 255 155            | 1 075   |         |
| Commercially mixed formula feeds    | 8 077  | (X) 267 719        | 10 021  | 10 501  |
| percent of total                    | (X)    | (X) 18.3           | 238 889 | 259 718 |
| Farms with expenses of—             |        |                    |         |         |
| \$1 to \$999                        | 4 313  | 1 512              | 4 971   | 5 507   |
| \$1,000 to \$4,999                  | 1 588  | 3 193              | 2 165   | 1 810   |
| \$5,000 to \$9,999                  | 293    | 1 942              | 470     | 330     |
| \$10,000 to \$24,999 <sup>1</sup>   | 323    | 5 220              | 1 024   | 2 854   |
| \$25,000 to \$49,999                | 351    | 11 862             |         |         |
| \$50,000 to \$79,999                | 208    | 13 165             | 1 391   |         |
| \$80,000 or more                    | 1 001  | 230 826            |         |         |
| Seeds, bulbs, plants, and trees     | 15 903 | (X) 38 481         | 18 693  | 19 947  |
| percent of total                    | (X)    | (X) 2.6            | 49 040  | 44 015  |
| Farms with expenses of—             |        |                    |         |         |
| \$1 to \$499                        | 8 176  | 1 465              | 9 357   | 10 957  |
| \$500 to \$999                      | 2 200  | 1 506              | 2 430   | 2 273   |
| \$1,000 to \$4,999                  | 3 485  | 8 051              | 4 177   | 4 272   |
| \$5,000 to \$9,999                  | 1 100  | 7 415              | 1 498   | 1 340   |
| \$10,000 to \$19,999                | 623    | 8 284              | 826     | 785     |
| \$20,000 to \$24,999                | 110    | 2 428              |         |         |
| \$25,000 or more                    | 209    | 9 332              | 405     | 320     |
| Commercial fertilizer <sup>2</sup>  | 22 557 | (X) 90 795         | 28 008  | 31 765  |
| percent of total                    | (X)    | (X) 6.2            | 114 525 | 99 915  |
| Farms with expenses of—             |        |                    |         |         |
| \$1 to \$499                        | 6 858  | 1 695              | 10 014  | 12 721  |
| \$500 to \$999                      | 4 594  | 3 120              | 5 185   | 5 770   |
| \$1,000 to \$4,999                  | 7 241  | 14 810             | 7 936   | 8 399   |
| \$5,000 to \$9,999                  | 1 680  | 11 376             | 1 903   | 2 222   |
| \$10,000 to \$24,999 <sup>1</sup>   | 1 385  | 21 035             | 2 187   | 2 653   |
| \$25,000 to \$29,999                | 183    | 4 839              |         |         |
| \$30,000 to \$49,999                | 391    | 14 363             |         |         |
| \$50,000 to \$99,999                | 171    | 11 065             | 783     |         |
| \$100,000 or more                   | 54     | 8 493              |         |         |
| Agricultural chemicals <sup>2</sup> | 16 597 | (X) 130 399        | 14 594  | 25 951  |
| percent of total                    | (X)    | (X) 8.9            | 140 183 | 112 975 |
| Farms with expenses of—             |        |                    |         |         |
| \$1 to \$499                        | 8 086  | 1 267              | 5 756   | 13 188  |
| \$500 to \$999                      | 1 852  | 1 227              | 1 582   | 3 593   |
| \$1,000 to \$4,999                  | 3 112  | 7 073              | 3 084   | 5 239   |
| \$5,000 to \$9,999                  | 917    | 6 098              | 1 219   | 1 446   |
| \$10,000 to \$24,999                | 1 236  | 19 120             |         |         |
| \$25,000 to \$49,999                | 755    | 25 711             | 2 953   | 2 485   |
| \$50,000 or more                    | 639    | 69 904             |         |         |
| Petroleum products                  | 32 592 | (X) 86 016         | 41 998  | 43 662  |
| percent of total                    | (X)    | (X) 5.9            | 142 899 | 90 845  |
| Farms with expenses of—             |        |                    |         |         |
| \$1 to \$999                        | 21 491 | 7 216              | 27 564  | 30 767  |
| \$1,000 to \$4,999                  | 7 242  | 16 041             | 8 614   | 8 687   |
| \$5,000 to \$9,999                  | 1 808  | 12 680             | 2 320   | 2 042   |
| \$10,000 to \$24,999 <sup>1</sup>   | 1 485  | 22 782             | 2 900   | 2 166   |
| \$25,000 to \$39,999                | 332    | 10 106             |         |         |
| \$40,000 to \$49,999                | 79     | 3 460              | 600     |         |
| \$50,000 or more                    | 155    | 13 730             |         |         |

See footnotes at end of table.





**Table 5. Government Payments and Other Farm-Related Income: 1987 and 1982**

[For meaning of abbreviations and symbols, see introductory text]

| Item   | All farms |                 | Farms with sales of \$10,000 or more |                 |
|--|-----------|-----------------|--------------------------------------|-----------------|
|  | Farms     | Value (\$1,000) | Farms                                | Value (\$1,000) |
| Government payments ----- 1987..   | 7 821     | 159 539         | 5 235                                | 154 400         |
| Average per farm <sup>1</sup> ----- 1987..   | (X)       | 20 399          | (X)                                  | 29 494          |
| Farms with receipts of—  |           |                 |                                      |                 |
| \$1 to \$999 .....   | 1 693     | 778             | 383                                  | 211             |
| \$1,000 to \$4,999 .....   | 2 305     | 6 790           | 1 257                                | 3 443           |
| \$5,000 to \$9,999 .....   | 897       | 6 392           | 723                                  | 5 209           |
| \$10,000 to \$24,999 .....   | 1 018     | 16 625          | 976                                  | 16 052          |
| \$25,000 to \$49,999 .....   | 1 013     | 37 175          | 1 002                                | (D)             |
| \$50,000 or more .....   | 895       | 92 778          | 894                                  | (D)             |
| Amount received in cash ----- 1987..   | 5 995     | 91 417          | 4 387                                | 89 140          |
| Value of certificates received ----- 1987..  | 6 291     | 68 121          | 4 502                                | 65 259          |
| Other farm-related income, gross before taxes and expenses <sup>2</sup> ----- 1987.. | 6 112     | 35 214          | 2 619                                | 26 433          |
| Average per farm <sup>1</sup> ----- 1987..   | (X)       | 5 761           | (X)                                  | 10 093          |
| Farms with receipts of—  |           |                 |                                      |                 |
| \$1 to \$999 .....   | 1 986     | 680             | 468                                  | 165             |
| \$1,000 to \$4,999 .....   | 2 366     | 5 731           | 950                                  | 2 284           |
| \$5,000 to \$9,999 .....   | 851       | 5 740           | 413                                  | 2 897           |
| \$10,000 to \$24,999 .....   | 630       | 9 373           | 522                                  | 7 962           |
| \$25,000 to \$49,999 .....   | 196       | 6 511           | 188                                  | 6 301           |
| \$50,000 or more .....   | 83        | 7 178           | 78                                   | 6 823           |
| Customwork and other agricultural services <sup>3</sup> ----- 1987..                 | 2 041     | 10 929          | 1 063                                | 8 347           |
| Average per farm <sup>1</sup> ----- 1982..   | 1 757     | 9 177           | 1 179                                | 8 457           |
| 1987 farms with receipts of—   |           |                 |                                      |                 |
| \$1 to \$999 .....   | 428       | 163             | 135                                  | 70              |
| \$1,000 to \$4,999 .....   | 929       | 2 327           | 415                                  | 906             |
| \$5,000 to \$9,999 .....   | 380       | 2 463           | 210                                  | (D)             |
| \$10,000 to \$24,999 .....   | 219       | 3 216           | 218                                  | (D)             |
| \$25,000 to \$49,999 .....   | 85        | 2 760           | 85                                   | 2 780           |
| \$50,000 or more .....   | -         | -               | -                                    | -               |
| Rental of farmland ----- 1987..  | 1 856     | 11 274          | 785                                  | 8 780           |
| Average per farm <sup>1</sup> ----- 1987..   | (X)       | 6 075           | (X)                                  | 11 159          |
| Farms with receipts of—  |           |                 |                                      |                 |
| \$1 to \$999 .....   | 677       | 305             | 148                                  | 86              |
| \$1,000 to \$4,999 .....   | 797       | 1 872           | 358                                  | 889             |
| \$5,000 to \$9,999 .....   | 140       | 995             | 76                                   | 537             |
| \$10,000 to \$24,999 .....   | 132       | 1 861           | 106                                  | 1 517           |
| \$25,000 or more .....   | 110       | 6 241           | 97                                   | 5 751           |
| Sales of forest products and Christmas trees ----- 1987..                            | 1 585     | 7 612           | 503                                  | 4 666           |
| Average per farm <sup>1</sup> ----- 1987..   | (X)       | 4 802           | (X)                                  | 9 276           |
| Farms with receipts of—  |           |                 |                                      |                 |
| \$1 to \$999 .....   | 560       | 214             | 121                                  | 57              |
| \$1,000 to \$4,999 .....   | 552       | 1 175           | 129                                  | 327             |
| \$5,000 to \$9,999 .....   | 230       | 1 538           | 89                                   | 613             |
| \$10,000 to \$24,999 .....   | 215       | 3 197           | 136                                  | 2 182           |
| \$25,000 or more .....   | 28        | 1 487           | 28                                   | 1 487           |
| Other farm-related income sources ----- 1987..                                       | 1 638     | 5 399           | 884                                  | 4 661           |
| Average per farm <sup>1</sup> ----- 1987..   | (X)       | 3 296           | (X)                                  | 5 272           |
| Farms with receipts of—  |           |                 |                                      |                 |
| \$1 to \$999 .....   | 1 004     | 214             | 451                                  | 125             |
| \$1,000 to \$4,999 .....   | 345       | 807             | 194                                  | 464             |
| \$5,000 to \$9,999 .....   | 147       | 982             | 97                                   | 676             |
| \$10,000 to \$24,999 .....   | 94        | 1 403           | 94                                   | 1 403           |
| \$25,000 or more .....   | 48        | 1 982           | 48                                   | 1 992           |

<sup>1</sup>Data are in whole dollars.

<sup>2</sup>Data are based on a sample of farms.

<sup>3</sup>Data for 1987 are based on a sample of farms; data for 1982 are nonsample and exclude abnormals from farms with sales of \$10,000 or more.

**Table 6. Commodity Credit Corporation Loans: 1987 and 1982**

[For meaning of abbreviations and symbols, see introductory text]

| CCC loans   | 1987         |                 | 1982         |                 |
|---|--------------|-----------------|--------------|-----------------|
|   | Farms        | Value (\$1,000) | Farms        | Value (\$1,000) |
| <b>Total</b> .....                                  | <b>2 035</b> | <b>86 435</b>   | <b>2 312</b> | <b>123 471</b>  |
| Average per farm <sup>1</sup> .....                 | (X)          | 42 474          | (X)          | 53 405          |
| Farms with loans of—                                |              |                 |              |                 |
| \$1 to \$999 .....                                  | 246          | 107             | 227          | 83              |
| \$1,000 to \$4,999 .....                            | 376          | 921             | 311          | 808             |
| \$5,000 to \$9,999 .....                            | 289          | 1 858           | 226          | 1 619           |
| \$10,000 to \$19,999 .....                          | 256          | 3 562           | 344          | 4 952           |
| \$20,000 to \$24,999 .....                          | 96           | 2 109           |              |                 |
| \$25,000 to \$49,999 .....                          | 320          | 11 650          | 1 204        | 116 010         |
| \$50,000 or more .....                              | 472          | 66 229          |              |                 |
| <b>Corn</b> .....                                   | <b>388</b>   | <b>3 906</b>    | <b>(NA)</b>  | <b>(NA)</b>     |
| Average per farm <sup>1</sup> .....                 | (X)          | 10 067          | (X)          | (NA)            |
| Farms with loans of—                                |              |                 |              |                 |
| \$1 to \$999 .....                                  | 113          | 41              | (NA)         | (NA)            |
| \$1,000 to \$9,999 .....                            | 171          | 676             | (NA)         | (NA)            |
| \$10,000 to \$24,999 .....                          | 63           | 989             | (NA)         | (NA)            |
| \$25,000 or more .....                              | 41           | 2 200           | (NA)         | (NA)            |
| <b>Wheat</b> .....                                  | <b>159</b>   | <b>1 019</b>    | <b>187</b>   | <b>2 296</b>    |
| Average per farm <sup>1</sup> .....                 | (X)          | 6 410           | (X)          | 12 279          |
| Farms with loans of—                                |              |                 |              |                 |
| \$1 to \$999 .....                                  | 23           | 12              | (NA)         | (NA)            |
| \$1,000 to \$9,999 .....                            | 101          | 384             | (NA)         | (NA)            |
| \$10,000 to \$24,999 .....                          | 31           | 482             | (NA)         | (NA)            |
| \$25,000 or more .....                              | 4            | 141             | (NA)         | (NA)            |
| <b>Soybeans</b> .....                               | <b>292</b>   | <b>10 322</b>   | <b>(NA)</b>  | <b>(NA)</b>     |
| Average per farm <sup>1</sup> .....                 | (X)          | 35 348          | (X)          | (NA)            |
| Farms with loans of—                                |              |                 |              |                 |
| \$1 to \$999 .....                                  | 49           | 24              | (NA)         | (NA)            |
| \$1,000 to \$9,999 .....                            | 95           | 386             | (NA)         | (NA)            |
| \$10,000 to \$24,999 .....                          | 41           | 678             | (NA)         | (NA)            |
| \$25,000 or more .....                              | 107          | 9 234           | (NA)         | (NA)            |
| <b>Sorghum, barley, and oats</b> .....              | <b>364</b>   | <b>2 891</b>    | <b>(NA)</b>  | <b>(NA)</b>     |
| Average per farm <sup>1</sup> .....                 | (X)          | 7 943           | (X)          | (NA)            |
| Farms with loans of—                                |              |                 |              |                 |
| \$1 to \$999 .....                                  | 55           | 28              | (NA)         | (NA)            |
| \$1,000 to \$9,999 .....                            | 213          | 921             | (NA)         | (NA)            |
| \$10,000 to \$24,999 .....                          | 75           | 1 134           | (NA)         | (NA)            |
| \$25,000 or more .....                              | 21           | 808             | (NA)         | (NA)            |
| <b>Cotton</b> .....                                 | <b>929</b>   | <b>37 421</b>   | <b>1 185</b> | <b>53 875</b>   |
| Average per farm <sup>1</sup> .....                 | (X)          | 40 281          | (X)          | 45 464          |
| Farms with loans of—                                |              |                 |              |                 |
| \$1 to \$999 .....                                  | 118          | 48              | (NA)         | (NA)            |
| \$1,000 to \$9,999 .....                            | 279          | 1 126           | (NA)         | (NA)            |
| \$10,000 to \$24,999 .....                          | 173          | 2 816           | (NA)         | (NA)            |
| \$25,000 or more .....                              | 359          | 33 431          | (NA)         | (NA)            |
| <b>Peanuts, rye, rice, tobacco, and honey</b> ..... | <b>463</b>   | <b>30 876</b>   | <b>(NA)</b>  | <b>(NA)</b>     |
| Average per farm <sup>1</sup> .....                 | (X)          | 66 687          | (X)          | (X)             |
| Farms with loans of—                                |              |                 |              |                 |
| \$1 to \$999 .....                                  | 12           | 6               | (NA)         | (NA)            |
| \$1,000 to \$9,999 .....                            | 68           | 326             | (NA)         | (NA)            |
| \$10,000 to \$24,999 .....                          | 73           | 1 232           | (NA)         | (NA)            |
| \$25,000 or more .....                              | 310          | 29 312          | (NA)         | (NA)            |

<sup>1</sup>Data are in whole dollars.

**Table 7. Land Use and Acres Diverted: 1987, 1982, and 1978**

[For meaning of abbreviations and symbols, see introductory text]

| All farms  |          | 1987       | Percent of total in 1987 | 1982       | 1978       |
|--|----------|------------|--------------------------|------------|------------|
| Farms .....  | number.. | 34 074     | 100.0                    | 42 415     | 44 104     |
| Land in farms .....  | acres..  | 10 746 190 | 100.0                    | 12 421 651 | 13 210 879 |
| Total cropland .....   | farms..  | 29 785     | 87.4                     | 37 476     | 40 373     |
|  | acres..  | 6 747 639  | 62.8                     | 7 745 113  | 8 119 065  |
| Harvested cropland .....   | farms..  | 24 305     | 71.3                     | 31 122     | 34 189     |
|  | acres..  | 4 272 651  | 39.8                     | 5 799 772  | 5 848 897  |
| Farms by acres harvested:  |          |            |                          |            |            |
| 1 to 49 acres .....  |          | 14 953     | 43.9                     | 19 149     | 21 842     |
| 1 to 9 acres .....   |          | 4 039      | 11.9                     | 5 999      | 6 504      |
| 10 to 19 acres .....   |          | 4 388      | 12.9                     | 5 812      | 6 731      |
| 20 to 29 acres .....   |          | 3 179      | 9.3                      | 3 872      | 4 134      |
| 30 to 49 acres .....   |          | 3 347      | 9.8                      | 3 866      | 4 273      |
| 50 to 99 acres .....   |          | 2 942      | 8.6                      | 3 481      | 3 739      |
| 100 to 199 acres .....   |          | 2 000      | 5.9                      | 2 561      | 2 653      |
| 200 to 499 acres .....   |          | 2 084      | 6.1                      | 2 705      | 2 937      |
| 500 to 999 acres .....   |          | 1 305      | 3.8                      | 1 742      | 1 730      |
| 1,000 acres or more .....  |          | 1 021      | 3.0                      | 1 484      | 1 488      |
| 1,000 to 1,999 acres .....   |          | 715        | 2.1                      | 1 047      | 1 114      |
| 2,000 acres or more .....  |          | 306        | .9                       | 437        | 374        |
| Cropland used only for pasture or grazing .....  | farms..  | 15 642     | 45.9                     | 19 307     | 22 446     |
|  | acres..  | 1 243 697  | 11.6                     | 1 441 248  | 1 797 897  |
| Other cropland .....   | farms..  | 9 861      | 28.9                     | 8 163      | 8 910      |
|  | acres..  | 1 231 291  | 11.5                     | 504 093    | 472 271    |
| Cropland in cover crops, legumes, and soil-improvement grasses, not harvested and not pastured ..... | farms..  | 1 905      | 5.6                      | 1 284      | 1 532      |
|  | acres..  | 140 490    | 1.3                      | 53 619     | 59 624     |
| Cropland on which all crops failed .....   | farms..  | 1 167      | 3.4                      | 1 219      | 1 856      |
|  | acres..  | 52 439     | .5                       | 84 558     | 80 635     |
| Cropland in cultivated summer fallow .....   | farms..  | 1 883      | 5.5                      | 1 643      | 1 937      |
|  | acres..  | 314 580    | 2.9                      | 112 106    | 101 255    |
| Cropland idle .....  | farms..  | 6 788      | 19.9                     | 5 214      | 5 040      |
|  | acres..  | 723 802    | 6.7                      | 253 810    | 230 757    |
| Total woodland .....   | farms..  | 19 732     | 57.9                     | 26 203     | 28 237     |
|  | acres..  | 2 341 341  | 21.8                     | 2 981 052  | 3 406 021  |
| Woodland pastured .....  | farms..  | 12 803     | 37.6                     | 17 208     | 19 100     |
|  | acres..  | 942 914    | 8.8                      | 1 259 043  | 1 539 925  |
| Woodland not pastured .....  | farms..  | 11 747     | 34.5                     | 15 001     | 15 489     |
|  | acres..  | 1 398 427  | 13.0                     | 1 722 009  | 1 866 096  |
| Pastureland and rangeland other than cropland and woodland pastured .....                            | farms..  | 10 458     | 30.7                     | 9 610      | 8 780      |
|  | acres..  | 1 136 451  | 10.6                     | 1 124 753  | 1 112 180  |
| Land in house lots, ponds, roads, wasteland, etc. ....   | farms..  | 20 506     | 60.2                     | 27 426     | 27 582     |
|  | acres..  | 520 759    | 4.8                      | 570 733    | 573 613    |
| Cropland under federal acreage reduction programs:   |          |            |                          |            |            |
| Annual commodity acreage adjustment programs .....   | farms..  | 5 025      | (X)                      | 2 521      | 4 244      |
|  | acres..  | 522 460    | (X)                      | 130 954    | 90 068     |
| Conservation reserve program .....   | farms..  | 1 391      | (X)                      | (NA)       | (NA)       |
|  | acres..  | 131 462    | (X)                      | (NA)       | (NA)       |

**Table 8. Land in Farms, Harvested Cropland, and Irrigated Land, by Size of Farm: 1987 and 1982**

[For meaning of abbreviations and symbols, see introductory text]

| All farms                           | Farms  |        | Land in farms (acres) |            | Harvested cropland (acres) |           | Irrigated land (acres) |         |
|-------------------------------------|--------|--------|-----------------------|------------|----------------------------|-----------|------------------------|---------|
|                                     | 1987   | 1982   | 1987                  | 1982       | 1987                       | 1982      | 1987                   | 1982    |
| Land in farms .....                 | 34 074 | 42 415 | 10 746 190            | 12 421 651 | 4 272 651                  | 5 799 772 | 636 842                | 430 901 |
| Farms by size:                      |        |        |                       |            |                            |           |                        |         |
| 1 to 9 acres .....                  | 1 387  | 1 627  | 4 858                 | 6 624      | 1 337                      | 2 073     | 153                    | 100     |
| 10 to 49 acres .....                | 6 240  | 8 674  | 187 057               | 260 094    | 42 263                     | 64 495    | 1 634                  | 812     |
| 50 to 69 acres .....                | 2 748  | 3 727  | 160 715               | 217 530    | 31 783                     | 49 648    | 655                    | 732     |
| 70 to 99 acres .....                | 3 942  | 5 130  | 325 338               | 423 278    | 64 924                     | 93 212    | 1 330                  | 674     |
| 100 to 139 acres .....              | 3 943  | 4 918  | 459 244               | 571 816    | 91 929                     | 130 016   | 1 945                  | 2 038   |
| 140 to 179 acres .....              | 2 873  | 3 567  | 451 933               | 560 153    | 88 769                     | 124 352   | 2 487                  | 1 452   |
| 180 to 219 acres .....              | 2 061  | 2 313  | 407 486               | 457 728    | 83 505                     | 116 442   | 2 910                  | 1 343   |
| 220 to 259 acres .....              | 1 437  | 1 686  | 341 779               | 401 155    | 73 703                     | 108 837   | 2 035                  | 2 000   |
| 260 to 499 acres .....              | 4 291  | 5 032  | 1 523 089             | 1 783 546  | 416 168                    | 617 387   | 27 584                 | 17 307  |
| 500 to 999 acres .....              | 2 884  | 3 100  | 1 996 220             | 2 133 831  | 820 256                    | 1 092 123 | 108 159                | 49 450  |
| 1,000 to 1,999 acres .....          | 1 445  | 1 739  | 1 958 810             | 2 379 882  | 1 009 794                  | 1 488 228 | 172 229                | 150 516 |
| 2,000 acres or more .....           | 823    | 902    | 2 929 661             | 3 226 014  | 1 548 220                  | 1 912 959 | 315 721                | 204 477 |
| 5,000 acres or more .....           | 109    | 126    | 864 107               | 1 014 697  | 418 329                    | 497 605   | 109 200                | 58 506  |
| Farms with harvested cropland ..... | 24 305 | 31 122 | 9 486 620             | 11 103 690 | 4 272 651                  | 5 799 772 | 635 984                | 430 523 |
| Farms by size:                      |        |        |                       |            |                            |           |                        |         |
| 1 to 9 acres .....                  | 413    | 582    | 2 078                 | 3 057      | 1 337                      | 2 073     | 144                    | 100     |
| 10 to 49 acres .....                | 3 318  | 5 014  | 102 429               | 154 886    | 42 263                     | 64 495    | 1 242                  | 736     |
| 50 to 69 acres .....                | 1 692  | 2 476  | 99 193                | 145 036    | 31 783                     | 49 648    | 562                    | 703     |
| 70 to 99 acres .....                | 2 744  | 3 724  | 226 859               | 308 226    | 64 924                     | 93 212    | 1 213                  | 674     |
| 100 to 139 acres .....              | 2 837  | 3 670  | 331 598               | 427 547    | 91 929                     | 130 016   | 1 774                  | 1 962   |
| 140 to 179 acres .....              | 2 188  | 2 700  | 344 809               | 424 404    | 88 769                     | 124 352   | 2 487                  | 1 452   |
| 180 to 219 acres .....              | 1 593  | 1 844  | 315 230               | 364 655    | 83 505                     | 116 442   | 2 910                  | 1 340   |
| 220 to 259 acres .....              | 1 142  | 1 375  | 272 180               | 327 180    | 73 703                     | 108 837   | 2 035                  | 2 000   |
| 260 to 499 acres .....              | 3 611  | 4 338  | 1 283 301             | 1 542 141  | 416 168                    | 617 387   | 27 584                 | 17 213  |
| 500 to 999 acres .....              | 2 591  | 2 844  | 1 800 801             | 1 962 505  | 820 256                    | 1 092 123 | 108 159                | 49 450  |
| 1,000 to 1,999 acres .....          | 1 376  | 1 669  | 1 868 846             | 2 283 940  | 1 009 794                  | 1 488 228 | 172 229                | 150 416 |
| 2,000 acres or more .....           | 800    | 866    | 2 839 296             | 3 160 113  | 1 548 220                  | 1 912 959 | 315 721                | 204 477 |
| 5,000 acres or more .....           | 104    | 121    | 817 501               | 976 575    | 418 329                    | 497 605   | 109 200                | 58 506  |
| Farms with irrigated land .....     | 2 012  | 1 462  | 2 268 579             | 1 772 393  | 1 512 121                  | 1 404 175 | 636 842                | 430 901 |
| Farms by size:                      |        |        |                       |            |                            |           |                        |         |
| 1 to 9 acres .....                  | 81     | 49     | 329                   | 208        | 147                        | 132       | 153                    | 100     |
| 10 to 49 acres .....                | 198    | 133    | 5 705                 | 3 383      | 1 533                      | 1 119     | 1 634                  | 812     |
| 50 to 69 acres .....                | 49     | 42     | 2 830                 | 2 483      | 632                        | 843       | 655                    | 732     |
| 70 to 99 acres .....                | 72     | 56     | 5 855                 | 4 594      | 1 619                      | 1 437     | 1 330                  | 674     |
| 100 to 139 acres .....              | 79     | 71     | 9 364                 | 8 403      | 2 754                      | 3 456     | 1 945                  | 2 038   |
| 140 to 179 acres .....              | 62     | 37     | 9 720                 | 5 869      | 3 745                      | 2 606     | 2 487                  | 1 452   |
| 180 to 219 acres .....              | 54     | 31     | 10 794                | 6 189      | 4 652                      | 3 014     | 2 910                  | 1 343   |
| 220 to 259 acres .....              | 30     | 28     | 7 209                 | 6 741      | 3 475                      | 4 118     | 2 035                  | 2 000   |
| 260 to 499 acres .....              | 227    | 135    | 86 323                | 50 226     | 49 251                     | 36 431    | 27 584                 | 17 307  |
| 500 to 999 acres .....              | 434    | 224    | 315 944               | 165 822    | 211 789                    | 134 860   | 108 159                | 49 450  |
| 1,000 to 1,999 acres .....          | 397    | 385    | 553 884               | 551 205    | 390 823                    | 454 177   | 172 229                | 150 516 |
| 2,000 acres or more .....           | 329    | 271    | 1 260 622             | 967 270    | 841 701                    | 761 982   | 315 721                | 204 477 |
| 5,000 acres or more .....           | 58     | 41     | 453 591               | 299 298    | 282 088                    | 206 083   | 109 200                | 58 506  |

**Table 9. Irrigation: 1987, 1982, and 1978**

[For meaning of abbreviations and symbols, see introductory text]

| Farms with irrigation     | 1987           | 1982    | 1978    | Farms with irrigation            | 1987              | 1982      | 1978      |
|---------------------------|----------------|---------|---------|----------------------------------|-------------------|-----------|-----------|
| Farms .....               | 2 012          | 1 462   | 1 139   | Irrigated land—Con.              |                   |           |           |
| Proportion of farms ..... | 5.9            | 3.4     | 2.6     | Acres irrigated—Con.             |                   |           |           |
|                           |                |         |         | 200 to 499 acres .....           | farms.. 464       | 393       | 274       |
|                           |                |         |         | 500 to 999 acres .....           | acres.. 145 400   | 125 265   | 88 451    |
| Irrigated land .....      | 636 842        | 430 901 | 308 694 | 1,000 acres or more .....        | farms.. 253       | 208       | 139       |
| Average per farm .....    | 317            | 295     | 271     | acres.. 175 408                  | acres.. 137       | 71        | 53        |
|                           |                |         |         | acres.. 250 555                  | acres.. 121 546   |           | 92 277    |
| Acres irrigated:          |                |         |         | Irrigated land use:              |                   |           |           |
| 1 to 9 acres .....        | farms.. 399    | 304     | 257     | Harvested cropland .....         | farms.. 1 936     | 1 438     | 1 075     |
| 10 to 49 acres .....      | acres.. 1 095  | 872     | 792     | Pastureland and other land ..... | acres.. 632 791   | 429 447   | 305 481   |
| 50 to 69 acres .....      | farms.. 268    | 165     | 158     | acres.. 107                      | farms.. 53        | (NA)      |           |
| 70 to 99 acres .....      | acres.. 6 427  | 4 108   | 3 823   | acres.. 4 051                    | acres.. 1 454     | 3 213     |           |
| 100 to 199 acres .....    | farms.. 161    | 103     | 104     | Land in irrigated farms .....    | acres.. 2 268 579 | 1 772 393 | 1 473 295 |
|                           | acres.. 11 171 | 7 139   | 7 133   | Cropland .....                   | acres.. 1 997 786 | 1 535 172 | 1 231 921 |
|                           | farms.. 330    | 218     | 154     | Harvested cropland .....         | acres.. 1 512 121 | 1 404 175 | 1 130 614 |
|                           | acres.. 46 786 | 30 652  | 21 717  |                                  |                   |           |           |



**Table 10. Selected Characteristics of Irrigated and Nonirrigated Farms: 1987 and 1982**

[For meaning of abbreviations and symbols, see introductory text]

| Characteristics   | All farms  |            | Irrigated farms    |           |                                  |         | Nonirrigated farms |            |
|---|------------|------------|--------------------|-----------|----------------------------------|---------|--------------------|------------|
|   |            |            | Any land irrigated |           | All harvested cropland irrigated |         |                    |            |
|   | 1987       | 1982       | 1987               | 1982      | 1987                             | 1982    | 1987               | 1982       |
| Farms.....number..  | 34 074     | 42 415     | 2 012              | 1 462     | 506                              | 238     | 32 062             | 40 953     |
| Land in farms.....acres..   | 10 746 190 | 12 421 651 | 2 268 579          | 1 772 393 | 147 151                          | 36 686  | 8 477 611          | 10 649 258 |
| Value of land and buildings <sup>1</sup> :  |            |            |                    |           |                                  |         |                    |            |
| Average per farm.....dollars..  | 215 209    | 257 819    | 852 547            | 1 321 167 | 232 148                          | 207 993 | 176 795            | 219 167    |
| Average per acre.....dollars..  | 697        | 894        | 770                | 1 117     | 950                              | 1 561   | 678                | 857        |
| Irrigated land.....acres..  | 636 842    | 430 901    | 636 842            | 430 901   | 80 564                           | 21 820  | (X)                | (X)        |
| Land in farms according to use:   |            |            |                    |           |                                  |         |                    |            |
| Total cropland.....farms..  | 29 785     | 37 476     | 2 003              | 1 460     | 506                              | 238     | 27 782             | 36 016     |
| acres.....  | 6 747 639  | 7 745 113  | 1 997 786          | 1 535 172 | 121 323                          | 26 655  | 4 749 853          | 6 209 941  |
| Harvested cropland.....farms..  | 24 305     | 31 122     | 1 976              | 1 452     | 506                              | 238     | 22 329             | 29 670     |
| acres.....  | 4 272 651  | 5 799 772  | 1 512 121          | 1 404 175 | 79 978                           | 21 728  | 2 760 530          | 4 395 597  |
| Pastureland, excluding woodland pastured.....farms..                                      | 22 893     | 26 969     | 464                | 334       | 130                              | 72      | 22 429             | 26 635     |
| acres.....  | 2 380 148  | 2 566 001  | 87 246             | 44 271    | 9 175                            | 3 231   | 2 292 902          | 2 521 730  |
| Land set aside in federal farm programs.....farms..                                       | 6 028      | (NA)       | 1 299              | (NA)      | 149                              | (NA)    | 4 729              | (NA)       |
| acres.....  | 653 922    | (NA)       | 281 135            | (NA)      | 19 380                           | (NA)    | 372 787            | (NA)       |
| Owned and rented land in farms:   |            |            |                    |           |                                  |         |                    |            |
| Owned land in farms.....farms..   | 30 961     | (NA)       | 1 322              | (NA)      | 401                              | (NA)    | 29 639             | (NA)       |
| acres.....  | 6 188 030  | (NA)       | 711 183            | (NA)      | 62 606                           | (NA)    | 5 476 847          | (NA)       |
| Rented or leased land in farms.....farms..  | 12 062     | 14 529     | 1 338              | (NA)      | 186                              | (NA)    | 10 724             | (NA)       |
| acres.....  | 4 558 160  | 4 617 639  | 1 557 396          | (NA)      | 84 545                           | (NA)    | 3 000 764          | (NA)       |
| Market value of agricultural products sold.....\$1,000..                                  | 1 862 903  | 1 918 486  | 489 440            | 396 344   | 40 513                           | 18 793  | 1 373 463          | 1 522 142  |
| Average per farm.....dollars..  | 54 672     | 45 231     | 243 260            | 271 097   | 80 065                           | 78 961  | 42 838             | 37 168     |
| Crops, including nursery and greenhouse crops.....farms..                                 | 13 150     | 17 357     | 1 821              | 1 362     | 419                              | 192     | 11 329             | 15 995     |
| \$1,000.....  | 913 913    | 1 122 471  | 446 905            | 376 149   | 36 016                           | 16 512  | 467 009            | 746 322    |
| Livestock, poultry, and their products.....farms..  | 24 451     | 30 114     | 417                | 358       | 124                              | 77      | 24 034             | 29 756     |
| \$1,000.....  | 948 989    | 796 015    | 42 535             | 20 195    | 4 497                            | 2 281   | 906 454            | 775 820    |
| Total farm production expenses <sup>1</sup> .....\$1,000..                                | 1 465 201  | (NA)       | 381 205            | (NA)      | 28 134                           | (NA)    | 1 083 996          | (NA)       |
| Average per farm.....dollars..  | 42 999     | (NA)       | 196 802            | (NA)      | 52 100                           | (NA)    | 33 729             | (NA)       |
| Livestock and poultry purchased.....farms..   | 9 144      | 11 079     | 188                | (NA)      | 64                               | (NA)    | 8 956              | (NA)       |
| \$1,000.....  | 138 882    | 134 197    | 6 447              | (NA)      | 352                              | (NA)    | 132 435            | (NA)       |
| Feed for livestock and poultry.....farms..  | 19 926     | 25 893     | 380                | 304       | 124                              | 100     | 19 546             | 25 589     |
| \$1,000.....  | 328 167    | 288 860    | 13 476             | 5 579     | 1 244                            | 610     | 314 691            | 283 281    |
| Seeds, bulbs, plants, and trees.....farms..   | 15 303     | 18 693     | 1 663              | 1 237     | 363                              | 147     | 14 240             | 17 456     |
| \$1,000.....  | 38 481     | 49 040     | 15 065             | 14 753    | 1 272                            | 721     | 23 417             | 34 286     |
| Commercial fertilizer <sup>2</sup> .....farms..   | 22 557     | 28 008     | 1 771              | 1 362     | 450                              | 240     | 20 786             | 26 646     |
| \$1,000.....  | 90 795     | 114 525    | 26 455             | 20 498    | 1 613                            | 489     | 64 341             | 94 027     |
| Agricultural chemicals <sup>2</sup> .....farms..  | 16 597     | 14 594     | 1 782              | 1 274     | 475                              | 183     | 14 815             | 13 320     |
| \$1,000.....  | 130 399    | 140 183    | 60 151             | 42 474    | 3 346                            | 533     | 70 248             | 97 709     |
| Petroleum products.....farms..  | 32 592     | 41 998     | 1 903              | (NA)      | 531                              | (NA)    | 30 689             | (NA)       |
| \$1,000.....  | 86 016     | 142 899    | 28 106             | (NA)      | 2 492                            | (NA)    | 57 911             | (NA)       |
| Electricity.....farms..   | 15 537     | 17 626     | 1 589              | (NA)      | 394                              | (NA)    | 13 948             | (NA)       |
| \$1,000.....  | 20 614     | 20 467     | 6 092              | (NA)      | 800                              | (NA)    | 14 522             | (NA)       |
| Hired farm labor.....farms..  | 13 073     | 15 020     | 1 484              | 1 132     | 312                              | 148     | 11 589             | 13 888     |
| \$1,000.....  | 142 341    | 137 400    | 55 527             | 41 219    | 5 303                            | 3 247   | 86 814             | 96 181     |
| Contract labor.....farms..  | 3 922      | 1 717      | 489                | 103       | 157                              | 12      | 3 433              | 1 614      |
| \$1,000.....  | 13 409     | 4 714      | 3 535              | 1 156     | 375                              | 51      | 9 874              | 3 558      |
| Repairs and maintenance.....farms..   | 26 650     | (NA)       | 1 746              | (NA)      | 453                              | (NA)    | 24 904             | (NA)       |
| \$1,000.....  | 98 000     | (NA)       | 31 107             | (NA)      | 2 249                            | (NA)    | 66 893             | (NA)       |
| Customwork, machine hire, and rental of machinery and equipment <sup>3</sup> .....farms.. | 9 393      | 10 686     | 970                | (NA)      | 183                              | (NA)    | 8 423              | (NA)       |
| \$1,000.....  | 43 453     | 35 485     | 18 974             | (NA)      | 1 181                            | (NA)    | 24 479             | (NA)       |
| Interest <sup>4</sup> .....farms..  | 14 197     | 15 147     | 1 280              | 1 095     | 282                              | 113     | 12 917             | 14 052     |
| \$1,000.....  | 90 636     | 163 851    | 21 649             | 42 395    | 1 954                            | 1 623   | 68 987             | 121 455    |
| Cash rent paid for land and buildings.....farms..   | 8 915      | (NA)       | 1 077              | (NA)      | 145                              | (NA)    | 7 838              | (NA)       |
| \$1,000.....  | 102 996    | (NA)       | 52 074             | (NA)      | 2 642                            | (NA)    | 50 922             | (NA)       |
| Property taxes paid.....farms..   | 30 575     | (NA)       | 1 453              | (NA)      | 428                              | (NA)    | 29 122             | (NA)       |
| \$1,000.....  | 23 793     | (NA)       | 4 343              | (NA)      | 419                              | (NA)    | 19 450             | (NA)       |
| All other farm production expenses.....farms..  | 28 885     | (NA)       | 1 864              | (NA)      | 492                              | (NA)    | 27 021             | (NA)       |
| \$1,000.....  | 117 219    | (NA)       | 38 206             | (NA)      | 2 893                            | (NA)    | 79 013             | (NA)       |
| Commodity Credit Corporation loans.....farms..  | 2 035      | 2 312      | 633                | (NA)      | 82                               | (NA)    | 1 402              | (NA)       |
| \$1,000.....  | 86 435     | 123 471    | 53 774             | (NA)      | 6 167                            | (NA)    | 32 661             | (NA)       |
| Government payments received.....farms..  | 7 821      | (NA)       | 1 339              | (NA)      | 160                              | (NA)    | 6 482              | (NA)       |
| \$1,000.....  | 159 539    | (NA)       | 78 883             | (NA)      | 5 178                            | (NA)    | 80 656             | (NA)       |
| Other farm-related income <sup>1</sup> .....farms..                                       | 6 112      | (NA)       | 500                | (NA)      | 131                              | (NA)    | 5 612              | (NA)       |
| \$1,000.....  | 35 214     | (NA)       | 6 789              | (NA)      | 903                              | (NA)    | 28 425             | (NA)       |
| Estimated market value of all machinery and equipment <sup>1</sup> .....farms..           | 34 023     | 42 343     | 1 937              | 1 486     | 540                              | 280     | 32 086             | 40 857     |
| \$1,000.....  | 1 187 399  | 1 485 514  | 264 028            | 257 471   | 26 981                           | 10 056  | 923 372            | 1 228 043  |
| Average per farm.....dollars..  | 34 900     | 35 083     | 136 307            | 173 264   | 49 964                           | 35 914  | 28 778             | 30 057     |
| Inventory of livestock:   |            |            |                    |           |                                  |         |                    |            |
| Cattle and calves.....farms..   | 22 482     | 29 407     | 319                | 282       | 95                               | 61      | 22 163             | 29 125     |
| number.....   | 1 147 219  | 1 488 148  | 44 141             | 28 056    | 3 984                            | 2 000   | 1 103 078          | 1 460 092  |
| Milk cows.....farms..   | 1 643      | 3 082      | 37                 | 41        | 8                                | 6       | 1 606              | 3 041      |
| number.....   | 71 834     | 96 224     | 1 889              | 2 983     | 234                              | 269     | 69 945             | 93 241     |
| Hogs and pigs.....farms..   | 2 237      | 4 081      | 80                 | 66        | 23                               | 16      | 2 157              | 4 015      |
| number.....   | 179 063    | 223 274    | 22 490             | 3 206     | 418                              | 169     | 156 573            | 220 068    |
| Sheep and lambs.....farms..   | 218        | 177        | 12                 | 8         | 2                                | 5       | 206                | 169        |
| number.....   | 5 395      | 4 742      | 1 267              | 677       | (D)                              | 141     | 4 128              | 4 065      |

<sup>1</sup>Data are based on a sample of farms.

<sup>2</sup>Data for 1987 include cost of custom applications.

<sup>3</sup>Data for 1987 exclude cost of custom applications for commercial fertilizer and agricultural chemicals.

<sup>4</sup>Data for 1982 do not include imputation for item nonresponse.

**Table 11. Value of Land and Buildings: 1987, 1982, and 1978**

[Data are based on a sample of farms; see text. For meaning of abbreviations and symbols, see introductory text]

| Value of land and buildings                                  | 1987   |                 | 1982       | 1978      |
|--|--------|-----------------|------------|-----------|
|  | Farms  | Value (\$1,000) |            |           |
| Estimated market value of land and buildings..... farms..... | 34 075 | (X)             | 42 367     | 44 102    |
| Average per farm..... \$1,000.....                           | (X)    | 7 333 235       | 10 923 002 | 8 848 882 |
| Average per acre..... dollars.....                           | (X)    | 215 209         | 257 819    | 200 646   |
| Average per acre..... dollars.....                           | (X)    | 697             | 894        | 673       |
| <b>Farms by value group:</b>                                 |        |                 |            |           |
| \$1 to \$39,999.....   | 6 865  | 149 864         | 8 838      | 12 188    |
| \$40,000 to \$69,999.....                                    | 6 392  | 331 035         | 7 849      | 9 434     |
| \$70,000 to \$99,999.....                                    | 4 546  | 376 518         | 5 815      | 5 476     |
| \$100,000 to \$149,999.....                                  | 4 935  | 579 733         | 5 376      | 5 260     |
| \$150,000 to \$199,999.....                                  | 2 984  | 498 541         | 3 471      | 2 682     |
| \$200,000 to \$499,999.....                                  | 5 448  | 1 608 487       | 6 526      | 5 400     |
| \$500,000 to \$999,999.....                                  | 1 651  | 1 129 155       | 2 267      | 1 981     |
| \$1,000,000 to \$1,999,999.....                              | 827    | 1 110 720       |            |           |
| \$2,000,000 to \$4,999,999.....                              | 364    | 1 046 853       | 2 225      | 1 681     |
| \$5,000,000 or more.....                                     | 63     | 502 329         |            |           |

**Table 12. Value of Machinery and Equipment on Place: 1987 and 1982**

[Data are based on a sample of farms; see text. For meaning of abbreviations and symbols, see introductory text]

| Value of machinery and equipment                           | 1987   |                 | 1982   |                 |
|--|--------|-----------------|--------|-----------------|
|  | Farms  | Value (\$1,000) | Farms  | Value (\$1,000) |
| Estimated market value of all machinery and equipment..... | 34 023 | 1 187 399       | 42 343 | 1 485 514       |
| Average per farm <sup>1</sup> .....                        | (X)    | 34 900          | (X)    | 35 083          |
| <b>By value group:</b>                                     |        |                 |        |                 |
| \$1 to \$4,999.....  | 3 295  | 9 278           | 4 682  | 13 842          |
| \$5,000 to \$9,999.....                                    | 9 648  | 63 695          | 14 839 | 97 965          |
| \$10,000 to \$19,999.....                                  | 7 230  | 95 381          | 7 711  | 100 066         |
| \$20,000 to \$29,999.....                                  | 4 432  | 100 695         | 4 274  | 98 532          |
| \$30,000 to \$49,999.....                                  | 3 506  | 126 139         | 3 501  | 126 627         |
| \$50,000 to \$69,999.....                                  | 2 045  | 112 698         | 2 062  | 113 464         |
| \$70,000 to \$99,999.....                                  | 1 170  | 93 022          | 1 478  | 119 203         |
| \$100,000 to \$199,999.....                                | 1 656  | 209 153         | 2 283  | 294 382         |
| \$200,000 to \$499,999.....                                | 864    | 234 951         | 1 275  | 345 201         |
| \$500,000 to \$999,999.....                                | 137    | 84 939          |        |                 |
| \$1,000,000 or more.....                                   | 40     | 57 249          | 238    | 176 232         |

<sup>1</sup>Data are in whole dollars.

**Table 13. Selected Machinery and Equipment on Place: 1987 and 1982**

[Data are based on a sample of farms; see text. For meaning of abbreviations and symbols, see introductory text]

| Selected machinery and equipment           | 1987   |        |                           |        |                            |        | 1982   |        |                                  |
|--|--------|--------|---------------------------|--------|----------------------------|--------|--------|--------|----------------------------------|
|  | Total  |        | Manufactured 1983 to 1987 |        | Manufactured prior to 1983 |        | Farms  | Number | Number manufactured 1976 to 1982 |
|  | Farms  | Number | Farms                     | Number | Farms                      | Number |        |        |                                  |
| Motortrucks, including pickups.....        | 28 929 | 50 617 | 10 975                    | 13 932 | 23 223                     | 36 685 | 35 396 | 58 959 | 21 816                           |
| 2 or 3.....                                | 9 494  | 21 422 | 1 730                     | 3 829  | 6 729                      | 15 120 | 10 126 | 22 952 | 6 043                            |
| 4 or more.....                             | 2 274  | 12 034 | 186                       | 1 044  | 1 252                      | 6 323  | 2 403  | 13 140 | 2 435                            |
| Wheel tractors.....                        | 30 458 | 62 506 | 5 553                     | 8 708  | 27 802                     | 53 798 | 35 760 | 70 139 | 15 531                           |
| 2 or 3.....                                | 11 822 | 26 919 | 1 280                     | 2 771  | 10 813                     | 24 445 | 11 729 | 28 998 | 5 006                            |
| 4 or more.....                             | 3 532  | 20 483 | 351                       | 1 965  | 2 751                      | 15 115 | 3 900  | 23 010 | 3 697                            |
| Less than 40 horsepower (PTO).....         | 16 014 | 20 803 | 1 997                     | 2 333  | 14 448                     | 18 470 | (NA)   | (NA)   | (NA)                             |
| 40 horsepower (PTO) or more.....           | 20 607 | 41 703 | 3 964                     | 6 375  | 18 593                     | 35 328 | (NA)   | (NA)   | (NA)                             |
| Grain and bean combines <sup>1</sup> ..... | 5 315  | 7 371  | 870                       | 1 109  | 4 685                      | 6 262  | 6 880  | 9 695  | 2 895                            |
| Cottonpickers and strippers.....           | 2 808  | 4 660  | 725                       | 1 090  | 2 384                      | 3 570  | 3 142  | 5 658  | 1 453                            |
| Mower conditioners.....                    | 6 992  | 8 029  | 2 079                     | 2 284  | 5 090                      | 5 745  | 7 077  | 7 949  | 2 783                            |
| Pickup balers.....                         | 8 587  | 10 222 | 1 937                     | 2 137  | 7 040                      | 8 085  | 9 023  | 10 509 | 3 451                            |

<sup>1</sup>Data for 1982 include self-propelled only.

**Table 14. Petroleum Products Expenses: 1987, 1982, and 1978**

[Data are based on a sample of farms; see text. For meaning of abbreviations and symbols, see introductory text.]

| Item  | 1987        |                    | 1982    | 1978   |
|---|-------------|--------------------|---------|--------|
|   | Farms       | Expenses (\$1,000) |         |        |
| Petroleum products                                  | 32 592      | (X)                | 41 998  | 43 662 |
| Average per farm                                    | \$1,000 (X) | 86 016             | 142 899 | 90 845 |
|   | dollars (X) | 2 639              | 3 403   | 2 081  |
| Gasoline and gasohol                                | 22 333      | (X)                | 33 441  | 37 284 |
| Average per farm                                    | \$1,000 (X) | 23 857             | 40 063  | 31 455 |
|   | dollars (X) | 1 068              | 1 198   | 844    |
| Farms with expenses of—                             |             |                    |         |        |
| \$1 to \$499  | 12 961      | 2 416              | 19 905  | 24 125 |
| \$500 to \$999                                      | 3 712       | 2 386              | 5 141   | 5 937  |
| \$1,000 to \$1,999                                  | 2 562       | 3 301              | 3 329   | 3 257  |
| \$2,000 to \$4,999                                  | 2 182       | 6 317              | 3 183   | 2 890  |
| \$5,000 to \$9,999                                  | 611         | 3 891              | 1 247   | 761    |
| \$10,000 to \$24,999                                | 260         | 3 684              |         |        |
| \$25,000 or more                                    | 45          | 1 863              | 636     | 314    |
| Diesel fuel   | 23 700      | (X)                | 27 109  | 24 376 |
| Average per farm                                    | \$1,000 (X) | 48 517             | 73 659  | 39 421 |
|   | dollars (X) | 1 963              | 2 717   | 1 617  |
| Farms with expenses of—                             |             |                    |         |        |
| \$1 to \$499  | 13 519      | 2 512              | 15 121  | 14 873 |
| \$500 to \$999                                      | 3 750       | 2 381              | 3 604   | 2 694  |
| \$1,000 to \$1,999                                  | 2 080       | 2 646              | 2 245   | 2 312  |
| \$2,000 to \$4,999                                  | 2 087       | (D)                | 2 488   | 2 322  |
| \$5,000 to \$9,999                                  | 1 093       | (D)                | 1 623   | 1 258  |
| \$10,000 to \$24,999                                | 893         | (D)                |         |        |
| \$25,000 or more                                    | 278         | (D)                | 2 028   | 917    |
| Natural gas   | 987         | (X)                | 782     | 974    |
| Average per farm                                    | \$1,000 (X) | 2 263              | 1 478   | 1 400  |
|   | dollars (X) | 2 292              | 1 890   | 1 437  |
| Farms with expenses of—                             |             |                    |         |        |
| \$1 to \$99   | 228         | 9                  | 78      | 203    |
| \$100 to \$499                                      | 297         | 77                 | 234     | 388    |
| \$500 to \$999                                      | 105         | 68                 | 169     | 83     |
| \$1,000 to \$1,999                                  | 112         | 146                | 104     | 128    |
| \$2,000 to \$4,999                                  | 146         | 426                | 137     | 103    |
| \$5,000 to \$9,999                                  | 59          | 402                |         |        |
| \$10,000 or more                                    | 40          | 1 135              | 60      | 69     |
| LP gas, fuel oil, kerosene, motor oil, grease, etc. | 20 759      | (X)                | (NA)    | (NA)   |
| Average per farm                                    | \$1,000 (X) | 13 379             | 27 700  | 18 569 |
|   | dollars (X) | 644                | (NA)    | (NA)   |
| Farms with expenses of—                             |             |                    |         |        |
| \$1 to \$99   | 8 280       | 389                | (NA)    | (NA)   |
| \$100 to \$499                                      | 7 654       | 1 662              | (NA)    | (NA)   |
| \$500 to \$999                                      | 1 914       | 1 256              | (NA)    | (NA)   |
| \$1,000 to \$1,999                                  | 1 243       | 1 616              | (NA)    | (NA)   |
| \$2,000 to \$4,999                                  | 1 148       | 3 324              | (NA)    | (NA)   |
| \$5,000 to \$9,999                                  | 377         | 2 414              | (NA)    | (NA)   |
| \$10,000 or more                                    | 143         | 2 719              | (NA)    | (NA)   |

**Table 15. Agricultural Chemicals Used, Including Fertilizer and Lime: 1987, 1982, and 1978**

[Data are based on a sample of farms; see text. For meaning of abbreviations and symbols, see introductory text.]

| Chemicals used                          | 1987      | 1982      | 1978      | Chemicals used  | 1987      | 1982      | 1978      |
|---|-----------|-----------|-----------|---|-----------|-----------|-----------|
| Any chemicals, fertilizer, or lime used | 25 510    | 29 995    | 35 058    | Any chemicals, fertilizer, or lime used—Con.          |           |           |           |
| Commercial fertilizer <sup>1</sup>      | 22 557    | 28 008    | 31 765    | Sprays, dusts, granules, fumigants, etc., to control— |           |           |           |
| acres on which used                     | 3 085 212 | 4 168 222 | 4 419 247 | insects on hay and other                              |           |           |           |
| \$1,000                                 | 90 795    | 114 525   | 99 915    | crops   | 7 182     | 6 854     | 10 269    |
| Lime                                    | 4 896     | 7 799     | 12 469    | acres on which used                                   | 1 508 903 | 1 961 825 | 2 015 738 |
| acres on which used                     | 291 340   | 482 078   | 976 291   | Nematodes in crops                                    | 436       | 576       | 855       |
| tons                                    | 353 369   | 556 879   | 1 268 879 | acres on which used                                   | 113 361   | 148 092   | 136 512   |
| Farms by tons used:                     |           |           |           | Diseases in crops and                                 |           |           |           |
| 1 to 49 tons                            | 3 264     | 5 476     | 8 088     | orchards  | 1 600     | 1 615     | 1 951     |
| 50 to 99 tons                           | 751       | 806       | 1 430     | acres on which used                                   | 317 737   | 371 913   | 255 436   |
| 100 to 199 tons                         | 448       | 797       | 1 299     | Weeds, grass, or brush in                             |           |           |           |
| 200 to 499 tons                         | 317       | 549       | 1 111     | crops and pasture                                     | 11 043    | 11 400    | 18 128    |
| 500 to 999 tons                         | 84        | 122       | 326       | acres on which used                                   | 2 863 229 | 3 891 535 | 4 170 007 |
| 1,000 tons or more                      | 32        | 49        | 215       | Chemicals used for defoliation                        |           |           |           |
| Agricultural chemicals <sup>1</sup>     | 16 597    | 14 594    | 25 951    | or for growth control of crops                        | 3 391     | 2 615     | 4 087     |
| \$1,000                                 | 130 399   | 140 183   | 112 975   | or thinning of fruit                                  | 928 681   | 896 327   | 1 035 624 |
|   |           |           |           | acres on which used                                   |           |           |           |

<sup>1</sup>Data for 1987 include cost of custom applications; data for agricultural chemicals exclude the cost of lime for 1987 and 1982.

**Table 16. Tenure and Characteristics of Operator and Type of Organization for All Farms and Farms Operated by Black and Other Races: 1987, 1982, and 1978**

[For meaning of abbreviations and symbols, see introductory text]

| Characteristics  | All farms  |            |            | Farms operated by Black and other races <sup>1</sup> |         |         |
|--|------------|------------|------------|--|---------|---------|
|  | 1987       | 1982       | 1978       | 1987   | 1982    | 1978    |
| <b>Tenure of operator:</b>   |            |            |            |  |         |         |
| All operators ----- farms...   | 34 074     | 42 415     | 44 104     | 3 033  | 4 831   | 5 066   |
| Harvested cropland ----- acres...                                      | 10 746 190 | 12 421 651 | 13 210 879 | 374 892  | 497 640 | 557 077 |
| Full owners ----- farms...   | 24 305     | 31 122     | 34 189     | 1 881  | 3 255   | 3 821   |
| Harvested cropland ----- acres...                                      | 4 272 651  | 5 799 772  | 5 848 897  | 90 996   | 135 114 | 139 849 |
| Part owners ----- farms...   | 22 012     | 27 832     | 28 197     | 2 192  | 3 551   | 3 588   |
| Harvested cropland ----- acres...                                      | 4 103 371  | 4 964 554  | 5 031 235  | 222 796  | 312 760 | 339 995 |
| Tenants ----- farms...   | 13 927     | 18 309     | 19 912     | 1 203  | 2 200   | 2 523   |
| Harvested cropland ----- acres...                                      | 794 414    | 1 279 372  | 1 160 928  | 25 420   | 46 958  | 45 842  |
| Part owners ----- farms...   | 8 949      | 11 371     | 12 207     | 586  | 943     | 1 076   |
| Harvested cropland ----- acres...                                      | 4 622 938  | 6 165 464  | 6 718 981  | 119 438  | 156 210 | 182 484 |
| Tenants ----- farms...   | 7 809      | 10 155     | 11 112     | 492  | 797     | 953     |
| Harvested cropland ----- acres...                                      | 2 158 341  | 3 574 955  | 3 647 003  | 50 417   | 73 399  | 77 810  |
| Percent of tenancy ----- percent...                                    | 9.1        | 7.6        | 8.4        | 8.4  | 7.0     | 7.9     |
| <b>Operators by place of residence:</b>                                |            |            |            |  |         |         |
| On farm operated ----- farms...  | 22 945     | 27 224     | 28 232     | 1 895  | 2 833   | 3 074   |
| Not on farm operated ----- farms...                                    | 7 454      | 8 624      | 9 007      | 689  | 892     | 857     |
| Not reported ----- farms...  | 3 675      | 6 567      | 6 865      | 449  | 1 106   | 1 135   |
| <b>Operators by principal occupation:</b>                              |            |            |            |  |         |         |
| Farming ----- farms...   | 15 111     | 18 236     | 19 523     | 1 222  | 1 958   | 2 387   |
| Other ----- farms...   | 18 963     | 24 179     | 24 581     | 1 811  | 2 873   | 2 679   |
| <b>Operators by days of work off farm:</b>                             |            |            |            |  |         |         |
| None ----- farms...  | 12 581     | 14 255     | 15 823     | 1 196  | 1 786   | 1 999   |
| Any ----- farms...   | 19 421     | 24 263     | 25 855     | 1 600  | 2 469   | 2 653   |
| 1 to 49 days ----- farms...  | 1 667      | 2 207      | 2 636      | 223  | 317     | 405     |
| 50 to 99 days ----- farms...   | 1 017      | 1 268      | 1 374      | 130  | 198     | 235     |
| 100 to 149 days ----- farms...   | 1 216      | 1 400      | 1 558      | 127  | 219     | 255     |
| 150 to 199 days ----- farms...   | 2 003      | 2 641      | 2 548      | 172  | 283     | 318     |
| 200 days or more ----- farms...  | 13 518     | 16 747     | 17 739     | 948  | 1 452   | 1 440   |
| Not reported ----- farms...  | 2 072      | 3 897      | 2 426      | 237  | 576     | 414     |
| <b>Operators by years on present farm:</b>                             |            |            |            |  |         |         |
| 2 years or less ----- farms...   | 2 009      | 2 114      | (NA)       | 144  | 191     | (NA)    |
| 3 or 4 years ----- farms...  | 2 060      | 3 106      | (NA)       | 131  | 259     | (NA)    |
| 5 to 9 years ----- farms...  | 4 177      | 5 686      | (NA)       | 300  | 335     | (NA)    |
| 10 years or more ----- farms...  | 17 517     | 18 769     | (NA)       | 1 271  | 1 692   | (NA)    |
| Average years on present farm ----- farms...                           | 19.0       | 17.5       | (NA)       | 21.3   | 20.6    | (NA)    |
| Not reported ----- farms...  | 8 311      | 12 740     | (NA)       | 1 187  | 2 354   | (NA)    |
| <b>Operators by age group:</b>   |            |            |            |  |         |         |
| Under 25 years ----- farms...  | 363        | 636        | 749        | 26   | 39      | 42      |
| 25 to 34 years ----- farms...  | 2 979      | 4 577      | 4 935      | 172  | 331     | 278     |
| 35 to 44 years ----- farms...  | 6 311      | 7 946      | 8 202      | 462  | 580     | 571     |
| 45 to 49 years ----- farms...  | 3 606      | 9 447      | 10 612     | 238  | 786     | 927     |
| 50 to 54 years ----- farms...  | 3 910      | 10 525     | 10 661     | 239  | 1 181   | 1 380   |
| 55 to 59 years ----- farms...  | 4 100      | 9 284      | 8 945      | 285  | 387     | 1 868   |
| 60 to 64 years ----- farms...  | 4 304      | 9 284      | 8 945      | 355  | 1 914   | 1 868   |
| 65 to 69 years ----- farms...  | 3 570      | 9 284      | 8 945      | 387  | 1 914   | 1 868   |
| 70 years and over ----- farms...                                       | 4 931      | 9 284      | 8 945      | 869  | 1 914   | 1 868   |
| Average age ----- farms...   | 53.8       | 52.5       | 51.8       | 58.9   | 58.5    | 58.1    |
| <b>Operators by sex:</b>   |            |            |            |  |         |         |
| Male ----- farms...  | 31 893     | 39 651     | 41 292     | 2 692  | 4 240   | 4 434   |
| Female ----- farms...  | 10 320 592 | 11 969 356 | 12 692 599 | 340 307  | 452 603 | 501 332 |
| Harvested cropland ----- acres...                                      | 2 181      | 2 764      | 2 812      | 341  | 591     | 632     |
| Harvested cropland ----- acres...                                      | 425 598    | 452 295    | 518 280    | 34 585   | 45 037  | 55 745  |
| <b>Operators of Spanish origin (see text) ----- farms...</b>           | 48         | 83         | 179        | 7  | 8       | 27      |
| Harvested cropland ----- acres...                                      | 12 646     | 27 791     | 39 187     | 291  | 1 207   | 3 611   |
| <b>Operators not of Spanish origin ----- farms...</b>                  | 21 207     | (NA)       | (NA)       | 1 378  | (NA)    | (NA)    |
| Spanish origin not reported ----- farms...                             | 12 819     | (NA)       | (NA)       | 1 648  | (NA)    | (NA)    |
| <b>Type of organization:</b>   |            |            |            |  |         |         |
| Individual or family (sole proprietorship) ----- farms...              | 30 326     | 38 255     | 39 516     | 2 809  | 4 524   | 4 761   |
| Harvested cropland ----- acres...                                      | 7 090 376  | 8 898 004  | 9 478 348  | 312 209  | 432 740 | 496 794 |
| Partnership ----- farms...   | 2 770      | 3 046      | 3 522      | 165  | 217     | 251     |
| Harvested cropland ----- acres...                                      | 2 672 712  | 1 974 273  | 2 198 049  | 35 094   | 32 138  | 30 585  |
| Corporation ----- farms...   | 823        | 886        | 922        | 25   | 23      | 29      |
| Harvested cropland ----- acres...                                      | 890 800    | 1 376 329  | 1 385 630  | 7 436  | 7 393   | 8 692   |
| Family held:   |            |            |            |  |         |         |
| More than 10 stockholders ----- farms...                               | 15         | 28         | 19         | -  | -       | -       |
| Harvested cropland ----- acres...                                      | 59 828     | 107 931    | 64 839     | -  | -       | -       |
| 10 or less stockholders ----- farms...                                 | 694        | 717        | 811        | 20   | 16      | 25      |
| Harvested cropland ----- acres...                                      | 693 260    | 1 112 353  | 1 142 755  | 4 498  | 4 387   | 8 366   |
| Other than family held:  |            |            |            |  |         |         |
| More than 10 stockholders ----- farms...                               | 13         | 18         | 18         | -  | 1       | -       |
| Harvested cropland ----- acres...                                      | 38 669     | 32 165     | 39 234     | -  | (D)     | -       |
| 10 or less stockholders ----- farms...                                 | 101        | 123        | 74         | 5  | 6       | 4       |
| Harvested cropland ----- acres...                                      | 99 043     | 123 880    | 138 802    | 2 938  | (D)     | 326     |
| Other—cooperative, estate or trust, institutional, etc. ----- farms... | 155        | 228        | 144        | 34   | 67      | 25      |
| Harvested cropland ----- acres...                                      | 92 302     | 173 045    | 148 852    | 20 153   | 25 369  | 21 006  |

<sup>1</sup>For classification of social and ethnic groups, see text.

**Table 17. Selected Characteristics of Farms Operated by Females, Persons of Spanish Origin, and Specified Racial Groups: 1987 and 1982**

[For meaning of abbreviations and symbols, see introductory text]

| Characteristics  | Female operators | Operators of Spanish origin <sup>1</sup> | Farms operated by Black and other races |         |                 |       |                  |
|--|------------------|--|---|---------|-----------------|-------|------------------|
|  |                  |  | Total                                   | Black   | American Indian | Asian | Other (see text) |
| <b>FARMS AND LAND IN FARMS</b>   |                  |  |   |         |                 |       |                  |
| Farms..... number, 1987..  | 2 181            | 48                                       | 3 033                                   | 3 016   | 13              | 3     | 1                |
| ..... 1982..   | 2 764            | 83                                       | 4 831                                   | 4 802   | 20              | 8     | 1                |
| Land in farms..... acres, 1987..   | 425 598          | 12 646                                   | 374 892                                 | 354 404 | 17 512          | (D)   | (D)              |
| ..... 1982..   | 452 295          | 27 781                                   | 497 640                                 | 476 069 | 20 391          | (D)   | (D)              |
| Harvested cropland..... farms, 1987..  | 1 244            | 31                                       | 1 881                                   | 1 872   | 7               | 2     | -                |
| ..... 1982..   | 1 696            | 59                                       | 3 255                                   | 3 233   | 15              | 6     | 1                |
| ..... acres, 1987..  | 102 192          | 5 714                                    | 80 996                                  | 89 258  | (D)             | (D)   | (D)              |
| ..... 1982..   | 116 683          | 16 253                                   | 135 114                                 | 132 221 | 2 319           | (D)   | (D)              |
| <b>1987 FARMS BY SIZE</b>  |                  |  |   |         |                 |       |                  |
| 1 to 9 acres.....  | 139              | 3  | 274                                     | 272     | 2               | -     | -                |
| 10 to 49 acres.....  | 475              | 12                                       | 926                                     | 922     | 4               | -     | -                |
| 50 to 139 acres.....   | 773              | 13                                       | 1 188                                   | 1 183   | 4               | -     | 1                |
| 140 to 219 acres.....  | 336              | 6  | 318                                     | 317     | -               | 1     | -                |
| 220 to 499 acres.....  | 282              | 8  | 231                                     | 228     | 2               | 1     | -                |
| 500 acres or more.....   | 176              | 6  | 96                                      | 94      | 1               | 1     | -                |
| <b>1987 OWNED AND RENTED LAND IN FARMS</b>   |                  |  |   |         |                 |       |                  |
| Owned land in farms..... farms..   | 2 098            | 47                                       | 2 778                                   | 2 764   | 10              | 3     | 1                |
| ..... acres..  | 357 281          | 8 688                                    | 269 629                                 | 249 403 | 17 250          | (D)   | (D)              |
| Rented or leased land in farms..... farms..  | 371              | 13                                       | 841                                     | 837     | 4               | -     | -                |
| ..... acres..  | 68 317           | 3 958                                    | 105 263                                 | 105 001 | 262             | -     | -                |
| <b>TENURE OF OPERATOR</b>  |                  |  |   |         |                 |       |                  |
| Full owners..... farms, 1987..   | 1 810            | 35                                       | 2 192                                   | 2 179   | 9               | 3     | 1                |
| ..... 1982..   | 2 298            | 55                                       | 3 551                                   | 3 532   | 10              | 8     | 1                |
| ..... acres, 1987..  | 303 705          | (D)                                      | 222 796                                 | 202 573 | 17 247          | (D)   | (D)              |
| ..... 1982..   | 307 246          | 7 841                                    | 312 760                                 | 293 282 | 18 318          | (D)   | (D)              |
| Part owners..... farms, 1987..   | 288              | 12                                       | 586                                     | 585     | 1               | -     | -                |
| ..... 1982..   | 350              | 24                                       | 943                                     | 938     | 5               | -     | -                |
| ..... acres, 1987..  | 103 439          | 8 891                                    | 119 438                                 | (D)     | (D)             | -     | -                |
| ..... 1982..   | 122 771          | 18 930                                   | 156 210                                 | 154 323 | 1 887           | -     | -                |
| Tenants..... farms, 1987..   | 83               | 1  | 255                                     | 252     | 3               | -     | -                |
| ..... 1982..   | 116              | 4  | 337                                     | 332     | 5               | -     | -                |
| ..... acres, 1987..  | 18 454           | (D)                                      | 32 658                                  | (D)     | (D)             | -     | -                |
| ..... 1982..   | 22 278           | 1 020                                    | 28 670                                  | 28 484  | 186             | -     | -                |
| <b>1987 FARMS BY TYPE OF ORGANIZATION</b>  |                  |  |   |         |                 |       |                  |
| Individual or family (sole proprietorship).....  | 1 972            | 45                                       | 2 809                                   | 2 794   | 11              | 3     | 1                |
| Partnership.....   | 155              | 1  | 165                                     | 165     | -               | -     | -                |
| Family held corporation.....   | 29               | 2  | 20                                      | 19      | 1               | -     | -                |
| Other than family held corporation.....  | 1                | -  | 5                                       | 5       | -               | -     | -                |
| Other—cooperative, estate or trust, institutional, etc.....  | 24               | -  | 34                                      | 33      | 1               | -     | -                |
| <b>1987 MARKET VALUE OF AGRICULTURAL PRODUCTS SOLD</b>   |                  |  |   |         |                 |       |                  |
| Total sales..... farms..   | 2 181            | 48                                       | 3 033                                   | 3 016   | 13              | 3     | 1                |
| ..... \$1,000..  | 85 308           | 1 424                                    | 24 084                                  | 23 859  | (D)             | (D)   | (D)              |
| Crops, including nursery and greenhouse crops..... farms..   | 593              | 14                                       | 1 036                                   | 1 032   | 3               | 1     | -                |
| ..... \$1,000..  | 18 752           | 529                                      | 12 459                                  | 12 332  | (D)             | (D)   | -                |
| Livestock, poultry, and their products..... farms..  | 1 637            | 39                                       | 2 076                                   | 2 063   | 11              | 1     | 1                |
| ..... \$1,000..  | 66 556           | 895                                      | 11 625                                  | 11 526  | (D)             | (D)   | (D)              |
| Farms by value of sales:   |                  |  |   |         |                 |       |                  |
| Less than \$2,500.....   | 959              | 22                                       | 1 739                                   | 1 726   | 10              | 2     | 1                |
| \$2,500 to \$9,999.....  | 670              | 13                                       | 944                                     | 943     | 1               | -     | -                |
| \$10,000 to \$19,999.....  | 158              | 1  | 155                                     | 155     | -               | -     | -                |
| \$20,000 to \$24,999.....  | 31               | 4  | 42                                      | 41      | 1               | -     | -                |
| \$25,000 or more.....  | 363              | 8  | 153                                     | 151     | 1               | 1     | -                |
| <b>1987 FARMS BY STANDARD INDUSTRIAL CLASSIFICATION</b>  |                  |  |   |         |                 |       |                  |
| Cash grains (011).....   | 156              | 6  | 452                                     | 450     | 1               | 1     | -                |
| Field crops, except cash grains (013).....   | 225              | 4  | 307                                     | 306     | 1               | -     | -                |
| Cotton (0131).....   | 133              | 4  | 230                                     | 230     | -               | -     | -                |
| Tobacco (0132).....  | -                | -  | -                                       | -       | -               | -     | -                |
| Sugarcane and sugar beets; Irish potatoes; field crops, except cash grains, n.e.c. (0133, 0134, 0139)..... | 92               | -  | 77                                      | 76      | 1               | -     | -                |
| Vegetables and melons (016).....   | 14               | -  | 68                                      | 68      | -               | -     | -                |
| Fruits and tree nuts (017).....  | 21               | 1  | 10                                      | 10      | -               | -     | -                |
| Horticultural specialties (018).....   | 32               | -  | 3                                       | 3       | -               | -     | -                |
| General farms, primarily crop (019).....   | 55               | 2  | 68                                      | 68      | -               | -     | -                |
| Livestock, except dairy, poultry, and animal specialties (021).....  | 1 280            | 30                                       | 1 951                                   | 1 940   | 9               | 1     | 1                |
| Beef cattle, except feedlots (0212).....   | 1 196            | 26                                       | 1 648                                   | 1 639   | 7               | 1     | 1                |
| Dairy farms (024).....   | 37               | 1  | 42                                      | 42      | -               | -     | -                |
| Poultry and eggs (025).....  | 206              | 1  | 29                                      | 28      | 1               | -     | -                |
| Animal specialties (027).....  | 107              | 2  | 41                                      | 40      | 1               | -     | -                |
| General farms, primarily livestock and animal specialties (029).....                                       | 48               | 1  | 62                                      | 61      | -               | 1     | -                |

See footnotes at end of table.

**Table 17. Selected Characteristics of Farms Operated by Females, Persons of Spanish Origin, and Specified Racial Groups: 1987 and 1982—Con.**

[For meaning of abbreviations and symbols, see introductory text]

| Characteristics  | Female operators | Operators of Spanish origin <sup>1</sup> | Farms operated by Black and other races |       |                 |       |                  |
|--|------------------|--|---|-------|-----------------|-------|------------------|
|  |                  |  | Total                                   | Black | American Indian | Asian | Other (see text) |
| <b>1987 OPERATOR CHARACTERISTICS</b>                                   |                  |  |   |       |                 |       |                  |
| Operators by place of residence:                                       |                  |  |   |       |                 |       |                  |
| On farm operated .....   | 1 622            | 35                                       | 1 895                                   | 1 881 | 12              | 1     | 1                |
| Not on farm operated .....   | 312              | 10                                       | 689                                     | 686   | 1               | 2     | -                |
| Not reported .....   | 247              | 3  | 449                                     | 449   | -               | -     | -                |
| Operators by principal occupation:                                     |                  |  |   |       |                 |       |                  |
| Farming .....  | 1 001            | 21                                       | 1 222                                   | 1 218 | 4               | -     | -                |
| Other .....  | 1 180            | 27                                       | 1 811                                   | 1 798 | 9               | 3     | 1                |
| Operators by days of work off farm:                                    |                  |  |   |       |                 |       |                  |
| None .....   | 1 128            | 21                                       | 1 196                                   | 1 192 | 3               | 1     | -                |
| Any .....  | 1 484            | 45                                       | 1 600                                   | 2 529 | 13              | 4     | 2                |
| 1 to 99 days .....   | 199              | 4  | 353                                     | 350   | 3               | -     | -                |
| 100 to 199 days .....  | 751              | 22                                       | 299                                     | 1 238 | 6               | 2     | 1                |
| 200 days or more .....   | 594              | 19                                       | 948                                     | 941   | 4               | 2     | 1                |
| Not reported .....   | 163              | 1  | 237                                     | 236   | 1               | -     | -                |
| Operators by years on present farm:                                    |                  |  |   |       |                 |       |                  |
| 2 years or less .....  | 161              | 3  | 144                                     | 140   | 2               | 2     | -                |
| 3 or 4 years .....   | 147              | 2  | 131                                     | 129   | 2               | -     | -                |
| 5 to 9 years .....   | 266              | 9  | 300                                     | 298   | 1               | -     | 1                |
| 10 years or more .....   | 970              | 22                                       | 1 271                                   | 1 264 | 6               | 1     | -                |
| Average years on present farm .....                                    | 19.3             | 16.7                                     | 21.3                                    | 21.4  | 12.6            | 9.7   | (D)              |
| Not reported .....   | 637              | 12                                       | 1 187                                   | 1 185 | 2               | -     | -                |
| Operators by age group:  |                  |  |   |       |                 |       |                  |
| Under 25 years .....   | 13               | -  | 26                                      | 26    | -               | -     | -                |
| 25 to 34 years .....   | 102              | 5  | 172                                     | 171   | 1               | -     | -                |
| 35 to 44 years .....   | 254              | 8  | 462                                     | 455   | 4               | 2     | 1                |
| 45 to 54 years .....   | 376              | 16                                       | 477                                     | 474   | 3               | -     | -                |
| 55 to 59 years .....   | 280              | 4  | 285                                     | 285   | -               | -     | -                |
| 60 to 64 years .....   | 312              | 5  | 355                                     | 354   | 1               | -     | -                |
| 65 to 69 years .....   | 270              | 2  | 387                                     | 384   | 2               | 1     | -                |
| 70 years and over .....  | 574              | 8  | 869                                     | 867   | 2               | -     | -                |
| Average age .....  | 59.5             | 52.6                                     | 58.9                                    | 59.0  | 52.5            | 50.0  | (D)              |
| Operators by sex:  |                  |  |   |       |                 |       |                  |
| Male .....   | (X)              | 43                                       | 2 692                                   | 2 677 | 11              | 3     | 1                |
| Female .....   | 2 181            | 5  | 341                                     | 339   | 2               | -     | -                |
| Operators of Spanish origin <sup>1</sup> .....                         | 5                | 48                                       | 7                                       | 5     | 1               | -     | 1                |
| <b>1987 COMMODITY CREDIT CORPORATION LOANS AND GOVERNMENT PAYMENTS</b> |                  |  |   |       |                 |       |                  |
| Amount received from Commodity Credit Corporation loans .....          | 63               | 3  | 124                                     | 124   | -               | -     | -                |
| farms .....  |                  |  |   |       |                 |       |                  |
| \$1,000 .....  | 1 643            | 125                                      | 831                                     | 831   | -               | -     | -                |
| Government payments received .....                                     | 335              | 11                                       | 485                                     | 482   | 1               | 2     | -                |
| farms .....  |                  |  |   |       |                 |       |                  |
| \$1,000 .....  | 3 686            | 45                                       | 1 980                                   | 1 957 | (D)             | (D)   | -                |

<sup>1</sup>See chapter 1, table 16 for operators not of or not reporting Spanish origin.

**Table 18. Selected Characteristics of Farms by Standard Industrial Classification: 1987**

[For meaning of abbreviations and symbols, see introductory text]

| SIC code  | Farms         | Land in farms (acres) | Harvested cropland (acres) | Value of selected capital assets <sup>1</sup> , average per farm (dollars) |                         | Market value of agricultural products sold (\$1,000) |   |  |
|---|---------------|-----------------------|----------------------------|--|-------------------------|--|---|--|
|   |               |                       |                            | Land and buildings   | Machinery and equipment | Total  | Crops, including nursery and greenhouse crops | Livestock, poultry, and their products |
| <b>Total</b> .....  | <b>34 074</b> | <b>10 746 190</b>     | <b>4 272 651</b>           | <b>215 209</b>   | <b>34 900</b>           | <b>1 862 903</b>                                     | <b>913 913</b>                                | <b>948 989</b>                         |
| Crops (01) .....  | 10 707        | 6 058 581             | 3 623 589                  | 369 769  | 61 802                  | 915 564  | 886 511                                       | 29 053                                 |
| Cash grains (011) .....   | 4 274         | 2 541 042             | 1 675 029                  | 374 148  | 61 148                  | 262 853  | 272 661                                       | 10 192                                 |
| Wheat (0111) .....  | 181           | 73 299                | 35 238                     | 216 311  | 29 411                  | 3 658  | 3 519   | 139                                    |
| Rice (0112) .....   | 335           | 339 092               | 233 979                    | 718 629  | 124 841                 | 58 264   | 57 984  | 280                                    |
| Corn (0115) .....   | 550           | 108 022               | 36 535                     | 114 329  | 25 362                  | 5 677  | 5 015   | 662                                    |
| Soybeans (0116) .....   | 2 598         | 1 377 544             | 929 474                    | 316 009  | 51 966                  | 124 620  | 119 660                                       | 4 959                                  |
| Cash grains, n.e.c. (0119) .....  | 610           | 643 085               | 439 803                    | 753 586  | 113 637                 | 90 634   | 86 482  | 4 152                                  |
| Field crops, except cash grains (013) .....                                   | 4 518         | 3 132 720             | 1 830 572                  | 469 652  | 80 092                  | 585 122  | 573 546                                       | 11 575                                 |
| Cotton (0131) .....   | 3 176         | 2 883 982             | 1 758 874                  | 595 752  | 103 599                 | 575 952  | 565 378                                       | 10 574                                 |
| Tobacco (0132) .....  | -             | -                     | -                          | -  | -                       | -  | -   | -                                      |
| Sugarcane and sugar beets (0133) .....  | -             | -                     | -                          | -  | -                       | -  | -   | -                                      |
| Irish potatoes (0134) .....   | 11            | 1 540                 | 105                        | 122 000  | 7 000                   | 39   | (D)   | (D)                                    |
| Field crops, except cash grains, n.e.c. (0139) .....                          | 1 331         | 247 198               | 71 593                     | 140 411  | 18 794                  | 9 131  | (D)   | (D)                                    |
| Vegetables and melons (016) .....   | 435           | 44 618                | 11 483                     | 82 508   | 20 995                  | 5 312  | 4 925   | 387                                    |
| Fruits and tree nuts (017) .....  | 460           | 54 347                | 11 210                     | 110 258  | 14 247                  | 1 846  | 1 736   | 110                                    |
| Berry crops (0171) .....  | 51            | 3 584                 | 541                        | 98 759   | 32 818                  | 333  | 307   | 26                                     |
| Grapes (0172) .....   | 16            | 2 363                 | 154                        | 108 394  | 7 600                   | 29   | 29  | -                                      |
| Tree nuts (0173) .....  | 141           | 15 901                | 6 357                      | 119 095  | 18 683                  | 1 261  | 1 188   | 73                                     |
| Citrus fruits (0174) .....  | -             | -                     | -                          | -  | -                       | -  | -   | -                                      |
| Deciduous tree fruits (0175) .....  | 30            | 2 554                 | 412                        | 156 500  | 21 458                  | 122  | 115   | 7                                      |
| Fruits and tree nuts, n.e.c. (0179) .....                                     | 222           | 29 945                | 3 746                      | 104 497  | 10 943                  | 101  | 97  | 4                                      |
| Horticultural specialties (018) .....   | 237           | 19 273                | 3 501                      | 190 652  | 36 898                  | 17 516   | 17 412  | 104                                    |
| Ornamental floriculture and nursery products (0181) .....                     | 224           | 18 850                | 3 474                      | 199 931  | 38 447                  | 17 370   | (D)   | (D)                                    |
| Food crops grown under cover (0182) .....                                     | 13            | 423                   | 27                         | 47 500   | 13 000                  | 146  | (D)   | (D)                                    |
| General farms, primarily crop (019) .....                                     | 783           | 266 581               | 91 794                     | 189 430  | 26 784                  | 22 915   | 16 231  | 6 685                                  |
| Livestock and animal specialties (02) .....                                   | 23 367        | 4 687 609             | 649 062                    | 143 042  | 22 318                  | 947 339  | 27 403  | 919 936                                |
| Livestock, except dairy, poultry, and animal specialties (021) .....          | 19 441        | 3 834 339             | 460 886                    | 129 741  | 17 772                  | 213 053  | 13 170  | 199 882                                |
| Beef cattle feedlots (0211) .....   | 479           | 107 606               | 15 736                     | 151 587  | 19 965                  | 9 519  | 688   | 8 831                                  |
| Beef cattle, except feedlots (0212) .....                                     | 17 939        | 3 553 645             | 407 045                    | 129 730  | 17 436                  | 171 620  | 9 291   | 162 329                                |
| Hogs (0213) .....   | 836           | 105 793               | 24 442                     | 97 275   | 20 894                  | 27 583   | 1 881   | 25 702                                 |
| Sheep and goats (0214) .....  | 64            | 4 340                 | 147                        | 85 000   | 7 026                   | 94   | 3   | 91                                     |
| General livestock, except dairy, poultry, and animal specialties (0219) ..... | 123           | 62 955                | 13 516                     | 266 542  | 38 753                  | 4 237  | 1 307   | 2 930                                  |
| Dairy farms (024) .....   | 818           | 320 218               | 108 734                    | 300 799  | 67 938                  | 109 832  | 3 398   | 106 434                                |
| Poultry and eggs (025) .....  | 1 470         | 181 215               | 27 398                     | 171 261  | 48 224                  | 472 503  | 1 320   | 471 183                                |
| Broiler, fryer, and roaster chickens (0251) .....                             | 1 098         | 133 280               | 20 243                     | 156 307  | 41 525                  | 344 679  | 1 083   | 343 596                                |
| Chicken eggs (0252) .....   | 305           | 39 878                | (D)                        | 172 192  | 45 226                  | (D)  | (D)   | 79 641                                 |
| Turkeys and turkey eggs (0253) .....  | 1             | (D)                   | (D)                        | -  | -                       | -  | -   | -                                      |
| Poultry hatcheries (0254) .....   | 21            | 4 189                 | (D)                        | 1 167 200  | 582 933                 | 47 242   | -   | 47 242                                 |
| Poultry and eggs, n.e.c. (0259) .....   | 45            | (D)                   | 194                        | 148 889  | 15 870                  | (D)  | (D)   | (D)                                    |
| Animal specialties (027) .....  | 1 233         | 227 960               | 40 133                     | 233 710  | 47 079                  | 148 081  | 8 303   | 139 778                                |
| Fur-bearing animals and rabbits (0271) .....                                  | 5             | 229                   | (D)                        | 102 778  | 28 667                  | 78   | (D)   | (D)                                    |
| Horses and other equines (0272) .....   | 848           | 80 424                | 3 697                      | 106 552  | 13 461                  | 1 821  | (D)   | (D)                                    |
| Animal aquaculture (0273) .....   | 293           | 142 025               | 35 680                     | 612 293  | 133 817                 | 144 046  | 8 091   | 135 956                                |
| Animal specialties, n.e.c. (0279) .....                                       | 87            | 5 282                 | (D)                        | 58 486   | 51 311                  | 2 136  | 131   | 2 005                                  |
| General farms, primarily livestock and animal specialties (029) .....         | 405           | 123 877               | 11 911                     | 185 133  | 14 208                  | 3 870  | 1 210   | 2 659                                  |

<sup>1</sup>Data are based on a sample of farms.

**Table 19. Selected Characteristics of Abnormal Farms: 1987 and 1982**

[For meaning of abbreviations and symbols, see introductory text]

| Characteristics  | 1987      | 1982      | Characteristics   | 1987    | 1982    |
|--|-----------|-----------|---|---------|---------|
| Farms ----- number .....   | 19        | 22        | Market value of agricultural products sold ----- \$1,000 .....  | 2 463   | 3 018   |
| Land in farms ----- acres .....  | 42 963    | 52 038    | Average per farm ----- dollars .....  | 129 611 | 137 181 |
| Average size of farm ----- acres .....   | 2 261     | 2 365     | Crops, including nursery and greenhouse crops ----- \$1,000 .....   | 485     | 825     |
| Value of land and buildings <sup>1</sup> ----- \$1,000 .....                           | 20 620    | 32 550    | Livestock, poultry, and their products ----- \$1,000 .....  | 1 978   | 2 192   |
| Average per farm ----- dollars .....   | 1 085 263 | 1 479 545 | Total farm production expenses <sup>1</sup> ----- \$1,000 .....   | 2 406   | (NA)    |
| Average per acre ----- dollars .....   | 480       | 626       | Average per farm ----- dollars .....  | 126 607 | (NA)    |
| Estimated market value of all machinery and equipment <sup>1</sup> ----- \$1,000 ..... | 3 711     | 3 153     | Tenure of operator:   |         |         |
| Land in farms according to use:  |           |           | Full owners -----   | 15      | 17      |
| Total cropland ----- farms .....   | 19        | 22        | Part owners -----   | 2       | 4       |
| Harvested cropland ----- farms .....   | 12 000    | 13 297    | Tenants -----   | 2       | 1       |
| Harvested cropland ----- acres .....   | 19        | 22        | Abnormal farms by standard industrial classification:   |         |         |
| Cropland used only for pasture or grazing ----- farms .....                            | 6 113     | 8 506     | Cash grains (011) -----   | 2       | 4       |
| Cropland used only for pasture or grazing ----- acres .....                            | 10        | 9         | Field crops, except cash grains (013) -----   | 2       | 3       |
| Other cropland ----- farms .....   | (D)       | 2 589     | Cotton (0131) -----   | -       | 1       |
| Other cropland ----- acres .....   | 9         | (NA)      | Tobacco (0132) -----  | -       | -       |
| Total woodland ----- farms .....   | 13        | 20        | Sugarcane and sugar beets; Irish potatoes; field crops, except cash grains, n.e.c. (0133, 0134, 0139) ----- | 2       | 2       |
| Woodland pastured ----- farms .....  | 25 471    | 26 606    | Vegetables and melons (016) -----   | -       | 2       |
| Woodland pastured ----- acres .....  | 4         | 8         | Fruits and tree nuts (017) -----  | 1       | -       |
| Woodland not pastured ----- farms .....  | 176       | 997       | Horticultural specialties (018) -----   | -       | -       |
| Woodland not pastured ----- acres .....  | 11        | 16        | General farms, primarily crop (019) -----   | 2       | -       |
| Pastureland and rangeland other than cropland and woodland pastured ----- farms .....  | 8         | 14        | Livestock, except dairy, poultry, and animal specialties (021) -----  | 10      | 10      |
| Pastureland and rangeland other than cropland and woodland pastured ----- acres .....  | 2 887     | 9 692     | Beef cattle, except feedlots (0212) -----   | 5       | 5       |
| Land in house lots, ponds, roads, wasteland, etc. ----- farms .....                    | 14        | 17        | Dairy farms (024) -----   | 2       | 3       |
| Land in house lots, ponds, roads, wasteland, etc. ----- acres .....                    | 2 605     | 2 443     | Poultry and eggs (025) -----  | -       | -       |
| Irrigated land ----- farms .....   | 8         | 10        | Animal specialties (027) -----  | -       | -       |
| Irrigated land ----- acres .....   | 818       | 868       | General farms, primarily livestock and animal specialties (029) -----                                       | -       | -       |

<sup>1</sup>Data are based on a sample of farms.



**Table 20. Livestock and Poultry—Inventory and Sales: 1987, 1982, and 1978**

[For meaning of abbreviations and symbols, see introductory text]

| Item  |        | Inventory |            |                                 | Sales  |             |                    |
|---|--------|-----------|------------|---------------------------------|--------|-------------|--------------------|
|   |        | Farms     | Number     | Value <sup>1</sup><br>(\$1,000) | Farms  | Number      | Value<br>(\$1,000) |
| Livestock and poultry                       | 1987.. | 25 636    | (X)        | 574 522                         | 24 451 | (X)         | 948 989            |
|   | 1982.. | 32 805    | (X)        | 529 427                         | 30 114 | (X)         | 796 015            |
|   | 1978.. | 34 190    | (X)        | 558 270                         | 32 564 | (X)         | 716 433            |
| Poultry                                     | 1987.. | 3 652     | (X)        | 53 952                          | 1 785  | (X)         | 463 748            |
|   | 1982.. | 5 809     | (X)        | 44 297                          | 2 241  | (X)         | 390 673            |
|   | 1978.. | 7 206     | (X)        | 48 272                          | 2 586  | (X)         | 375 705            |
| Livestock                                   | 1987.. | 24 983    | (X)        | 520 570                         | 23 735 | (X)         | 485 241            |
|   | 1982.. | 32 080    | (X)        | 485 130                         | 29 300 | (X)         | 405 342            |
|   | 1978.. | 33 289    | (X)        | 509 998                         | 31 758 | (X)         | 340 727            |
| Any cattle, hogs, or sheep                  | 1987.. | 23 219    | (X)        | 506 481                         | 22 791 | (X)         | 240 919            |
|   | 1982.. | 30 551    | (X)        | 477 248                         | 28 561 | (X)         | 229 981            |
|   | 1978.. | 32 084    | (X)        | 506 321                         | 31 265 | (X)         | 236 689            |
| Cattle and calves                           | 1987.. | 22 482    | 1 147 219  | 494 000                         | 22 087 | 638 685     | 212 736            |
|   | 1982.. | 29 407    | 1 488 148  | 458 527                         | 27 466 | 704 606     | 192 687            |
|   | 1978.. | 30 446    | 1 543 877  | 485 573                         | 29 677 | 854 318     | 203 411            |
| Cows and heifers that had calved            | 1987.. | 20 011    | 651 146    | 315 910                         | (NA)   | (NA)        | (NA)               |
|   | 1982.. | 26 970    | 809 343    | 294 935                         | (NA)   | (NA)        | (NA)               |
|   | 1978.. | 28 632    | 886 125    | 310 611                         | (NA)   | (NA)        | (NA)               |
| Beef cows                                   | 1987.. | 19 008    | 579 312    | 249 104                         | (NA)   | (NA)        | (NA)               |
|   | 1982.. | 25 227    | 713 119    | 199 673                         | (NA)   | (NA)        | (NA)               |
|   | 1978.. | 26 659    | 791 234    | 265 063                         | (NA)   | (NA)        | (NA)               |
| Milk cows                                   | 1987.. | 1 643     | 71 834     | 66 806                          | (NA)   | (NA)        | (NA)               |
|   | 1982.. | 3 082     | 96 224     | 95 262                          | (NA)   | (NA)        | (NA)               |
|   | 1978.. | 3 929     | 94 891     | 45 548                          | (NA)   | (NA)        | (NA)               |
| Hogs and pigs                               | 1987.. | 2 237     | 179 063    | 12 087                          | 1 622  | 284 630     | 28 011             |
|   | 1982.. | 4 081     | 223 274    | 18 420                          | 2 547  | 356 868     | 37 172             |
|   | 1978.. | 6 389     | 280 950    | 20 509                          | 4 423  | 389 729     | 33 103             |
| Feeder pigs sold                            | 1987.. | (X)       | (X)        | (X)                             | 401    | 46 906      | 1 808              |
|   | 1982.. | (X)       | (X)        | (X)                             | 631    | 59 035      | 2 510              |
|   | 1978.. | (X)       | (X)        | (X)                             | 1 220  | 76 558      | 2 738              |
| Sheep and lambs <sup>2</sup>                | 1987.. | 218       | 5 395      | 394                             | 153    | 2 597       | 172                |
|   | 1982.. | 177       | 4 742      | 301                             | 127    | 2 597       | 122                |
|   | 1978.. | 191       | 6 051      | 239                             | 120    | 3 363       | 175                |
| Horses and ponies                           | 1987.. | 6 256     | 28 179     | 14 090                          | 991    | 3 208       | 2 314              |
|   | 1982.. | 6 842     | 26 273     | 7 882                           | 961    | 3 228       | 3 339              |
|   | 1978.. | 7 546     | 24 509     | 3 676                           | 948    | 3 072       | 1 861              |
| Chickens 3 months old or older <sup>3</sup> | 1987.. | 2 550     | 7 027 574  | 19 677                          | 370    | 7 025 428   | (NA)               |
|   | 1982.. | 4 631     | 6 841 117  | 15 384                          | 554    | 7 477 679   | (NA)               |
|   | 1978.. | 5 796     | 8 475 971  | 17 263                          | 690    | 11 163 440  | (NA)               |
| Hens and pullets of laying age              | 1987.. | 2 493     | 5 883 378  | 16 473                          | 298    | 4 945 912   | (NA)               |
|   | 1982.. | 4 562     | 6 008 172  | 13 218                          | 484    | 4 934 877   | (NA)               |
|   | 1978.. | 5 691     | 7 284 597  | 15 298                          | 590    | 6 592 740   | (NA)               |
| Broilers and other meat-type chickens       | 1987.. | 1 105     | 48 938 303 | 34 257                          | 1 129  | 276 652 292 | (NA)               |
|   | 1982.. | 1 584     | 45 847 737 | 28 884                          | 1 212  | 247 296 533 | (NA)               |
|   | 1978.. | 1 926     | 51 623 120 | 30 974                          | 1 404  | 223 309 303 | (NA)               |
| Turkeys                                     | 1987.. | 271       | 1 889      | 18                              | 19     | 172         | (NA)               |
|   | 1982.. | 537       | 3 015      | 29                              | 44     | 262         | (NA)               |
|   | 1978.. | 599       | 3 826      | 35                              | 57     | 748         | (NA)               |

<sup>1</sup>Data are estimated; see text.

<sup>2</sup>Value of sales includes sheep, lambs, and wool sold.

<sup>3</sup>Sales for 1987 include pullets of less than 3 months old.

**Table 21. Poultry—Inventory and Sales: 1987 and 1982**

[For meaning of abbreviations and symbols, see introductory text]

| Item                                  | 1987  |            | 1982  |            | Item                                  | 1987  |             | 1982  |             |
|---------------------------------------|-------|------------|-------|------------|---------------------------------------|-------|-------------|-------|-------------|
|                                       | Farms | Number     | Farms | Number     |                                       | Farms | Number      | Farms | Number      |
| <b>INVENTORY</b>                      |       |            |       |            | <b>SALES</b>                          |       |             |       |             |
| Chickens 3 months old or older        | 2 550 | 7 027 574  | 4 631 | 6 841 117  | Hens and pullets <sup>1</sup>         | 370   | 7 025 428   | 554   | 7 477 679   |
| Farms with—                           |       |            |       |            | Farms with—                           |       |             |       |             |
| 1 to 3,199                            | 2 335 | 53 704     | 4 360 | 121 673    | 1 to 3,199                            | 115   | 15 534      | 230   | 35 930      |
| 3,200 to 9,999                        | 60    | 446 798    | 76    | 561 306    | 3,200 to 9,999                        | 84    | 583 689     | 108   | 765 359     |
| 10,000 or more                        | 155   | 6 527 072  | 195   | 6 158 138  | 10,000 or more                        | 171   | 6 426 205   | 216   | 6 676 390   |
| Hens and pullets of laying age        | 2 493 | 5 883 378  | 4 562 | 6 008 172  | Hens and pullets of laying age        | 298   | 4 945 912   | 484   | 4 934 877   |
| Farms with—                           |       |            |       |            | Farms with—                           |       |             |       |             |
| 1 to 99                               | 2 284 | 38 055     | 4 255 | 80 830     | 1 to 99                               | 93    | 1 753       | 193   | 3 825       |
| 100 to 399                            | 21    | 2 975      | 53    | 7 888      | 100 to 399                            | 5     | 650         | 15    | 2 963       |
| 400 to 3,199                          | 6     | 4 593      | 14    | 16 739     | 400 to 3,199                          | 5     | 12 478      | 19    | 30 552      |
| 3,200 to 9,999                        | 58    | 429 124    | 68    | 501 058    | 3,200 to 9,999                        | 78    | 538 150     | 101   | 709 811     |
| 10,000 to 19,999                      | 78    | 1 020 119  | 117   | 1 565 300  | 10,000 to 19,999                      | 75    | 972 340     | 100   | 1 328 752   |
| 20,000 to 49,999                      | 29    | 831 477    | 39    | 1 163 378  | 20,000 to 49,999                      | 25    | 720 556     | 42    | 1 298 425   |
| 50,000 to 99,999                      | 10    | 638 617    | 13    | 812 599    | 50,000 to 99,999                      | 11    | 723 226     | 11    | 696 542     |
| 100,000 or more                       | 7     | 2 918 418  | 7     | 1 860 380  | 100,000 or more                       | 6     | 1 976 759   | 3     | 864 007     |
| Broilers and other meat-type chickens | 1 105 | 48 938 303 | 1 584 | 45 847 737 | Broilers and other meat-type chickens | 1 129 | 276 652 292 | 1 212 | 247 236 533 |
| Turkeys                               | 271   | 1 889      | 537   | 3 015      | Turkeys                               | 19    | 172         | 44    | 282         |
| For slaughter                         | 164   | 897        | 274   | 1 444      | For slaughter                         | 13    | 124         | 25    | 137         |
| Hens kept for breeding                | 181   | 992        | 447   | 1 571      | Hens kept for breeding                | 9     | 48          | 25    | 145         |
| Ducks, geese, and other poultry       | 508   | (X)        | 772   | (X)        | Ducks, geese, and other poultry       | 99    | (X)         | 120   | (X)         |

<sup>1</sup>Sales for 1987 include pullets of less than 3 months old.

**Table 22. Broilers and Started Pullets—Sales: 1987 and 1982**

[For meaning of abbreviations and symbols, see introductory text]

| Number sold             | Broilers and other meat-type chickens |                    |              |                    | Pullets not of laying age |                  | Pullets 3 months old or older not of laying age |                  |
|-------------------------|---------------------------------------|--------------------|--------------|--------------------|---------------------------|------------------|---|------------------|
|                         | 1987                                  |                    | 1982         |                    | 1987                      |                  | 1982  |                  |
|                         | Farms                                 | Number             | Farms        | Number             | Farms                     | Number           | Farms   | Number           |
| <b>Total</b> .....      | <b>1 129</b>                          | <b>276 652 292</b> | <b>1 212</b> | <b>247 236 533</b> | <b>79</b>                 | <b>2 079 516</b> | <b>95</b>                                       | <b>2 542 802</b> |
| Farms with—             |                                       |                    |              |                    |                           |                  |   |                  |
| 1 to 1,999.....         | 20                                    | 2 609              | 33           | (D)                | 19                        | 653              | 23  | 557              |
| 2,000 to 15,999.....    | 13                                    | 149 380            | 12           | 133 420            | 19                        | 211 989          | 22  | 245 498          |
| 16,000 to 29,999.....   | 12                                    | 257 086            | 12           | 252 300            | 17                        | 386 330          | 24  | 545 000          |
| 30,000 to 59,999.....   | 46                                    | 2 051 700          | 47           | 2 057 972          | 15                        | 628 524          | 16  | 684 169          |
| 60,000 to 99,999.....   | 91                                    | 7 088 632          | 135          | 10 500 137         | 7                         | (D)              | 6   | 469 000          |
| 100,000 to 199,999..... | 312                                   | 47 927 660         | 440          | 64 971 923         | 1                         | (D)              | 3   | (D)              |
| 200,000 to 499,999..... | 554                                   | 165 270 967        | 490          | 137 145 161        | 1                         | (D)              | 1   | (D)              |
| 200,000 to 299,999..... | 292                                   | 68 570 870         | (NA)         | (NA)               | (NA)                      | (NA)             | (NA)  | (NA)             |
| 300,000 to 499,999..... | 262                                   | 96 700 097         | (NA)         | (NA)               | (NA)                      | (NA)             | (NA)  | (NA)             |
| 500,000 or more.....    | 81                                    | 53 904 258         | 43           | 32 169 732         | -                         | -                | -   | -                |

**Table 23. Poultry—Inventory and Sales by Size of Flock: 1987**

[For meaning of abbreviations and symbols, see introductory text]

| Chickens 3 months old or older | Inventory                      |                  |                                |                  |   |                  |  |                  |                                       |                  |
|--------------------------------|--------------------------------|------------------|--------------------------------|------------------|---|------------------|--|------------------|---------------------------------------|------------------|
|                                | Chickens 3 months old or older |                  |                                |                  |   |                  | Pullet chicks and pullets under 3 months old |                  | Broilers and other meat-type chickens |                  |
|                                | Total                          |                  | Hens and pullets of laying age |                  | Pullets 3 months old or older not of laying age |                  | Farms  | Number           | Farms                                 | Number           |
|                                | Farms                          | Number           | Farms                          | Number           | Farms   | Number           | Farms  | Number           | Farms                                 | Number           |
| <b>Total inventory</b> .....   | <b>2 550</b>                   | <b>7 027 574</b> | <b>2 493</b>                   | <b>5 883 378</b> | <b>503</b>                                      | <b>1 144 196</b> | <b>135</b>                                   | <b>859 301</b>   | <b>247</b>                            | <b>1 035 017</b> |
| Farms with—                    |                                |                  |                                |                  |   |                  |  |                  |                                       |                  |
| 1 to 99.....                   | 2 299                          | 42 511           | 2 276                          | 37 560           | 445   | 4 951            | 116  | 1 481            | 233                                   | 242 602          |
| 100 to 399.....                | 28                             | 3 576            | 27                             | 2 931            | 12  | 645              | 5  | 405              | 1                                     | (D)              |
| 400 to 1,599.....              | 6                              | (D)              | 6                              | (D)              | 1   | (D)              | -  | -                | 1                                     | (D)              |
| 1,600 to 3,199.....            | 2                              | (D)              | 2                              | (D)              | 2   | (D)              | -  | -                | -                                     | -                |
| 3,200 to 9,999.....            | 60                             | 446 798          | 58                             | 429 124          | 3   | 17 674           | -  | -                | 2                                     | (D)              |
| 10,000 to 19,999.....          | 96                             | 1 273 643        | 74                             | 966 619          | 22  | 307 024          | 7  | (D)              | 8                                     | 511 753          |
| 20,000 to 49,999.....          | 40                             | 1 152 477        | 33                             | 884 977          | 11  | 267 500          | 2  | (D)              | 2                                     | (D)              |
| 50,000 to 99,999.....          | 12                             | 777 037          | 10                             | 638 617          | 3   | 138 420          | -  | -                | -                                     | -                |
| 100,000 or more.....           | 7                              | 3 323 915        | 7                              | 2 918 418        | 4   | 405 497          | 5  | 712 115          | -                                     | -                |
| No inventory.....              | (X)                            | (X)              | (X)                            | (X)              | (X)   | (X)              | 27   | 526 424          | 858                                   | 47 903 286       |
| Chickens 3 months old or older | Sales                          |                  |                                |                  |   |                  |  |                  |                                       |                  |
|                                | Hens and pullets               |                  |                                |                  |   |                  | Broilers and other meat-type chickens        |                  | Poultry and poultry products          |                  |
|                                | Total                          |                  | Hens and pullets of laying age |                  | Pullets not of laying age                       |                  | Farms  | Number           | Farms                                 | Value (\$1,000)  |
|                                | Farms                          | Number           | Farms                          | Number           | Farms   | Number           | Farms  | Number           | Farms                                 | Value (\$1,000)  |
| <b>Total inventory</b> .....   | <b>304</b>                     | <b>5 727 152</b> | <b>261</b>                     | <b>4 705 439</b> | <b>48</b>                                       | <b>1 021 713</b> | <b>24</b>                                    | <b>5 218 215</b> | <b>529</b>                            | <b>100 585</b>   |
| Farms with—                    |                                |                  |                                |                  |   |                  |  |                  |                                       |                  |
| 1 to 99.....                   | 79                             | 1 997            | 69                             | 1 461            | 14  | 536              | 9  | 230 772          | 281                                   | 344              |
| 100 to 399.....                | 6                              | 543              | 6                              | (D)              | 1   | (D)              | 1  | (D)              | 25                                    | 43               |
| 400 to 1,599.....              | 2                              | (D)              | 2                              | (D)              | -   | -                | 1  | (D)              | 6                                     | (D)              |
| 1,600 to 3,199.....            | 2                              | (D)              | 2                              | (D)              | -   | -                | -  | -                | 2                                     | (D)              |
| 3,200 to 9,999.....            | 60                             | 395 739          | 58                             | (D)              | 2   | (D)              | 2  | (D)              | 60                                    | 6 785            |
| 10,000 to 19,999.....          | 96                             | 1 369 727        | 74                             | 872 404          | 22  | 497 323          | 7  | 2 653 233        | 96                                    | 18 598           |
| 20,000 to 49,999.....          | 40                             | 1 139 177        | 33                             | 741 177          | 7   | 398 000          | 3  | 1 745 000        | 40                                    | 17 383           |
| 50,000 to 99,999.....          | 12                             | 779 611          | 10                             | (D)              | 2   | (D)              | 1  | (D)              | 12                                    | 18 194           |
| 100,000 or more.....           | 7                              | 2 029 374        | 7                              | 2 029 374        | -   | -                | -  | -                | 7                                     | 39 092           |
| No inventory.....              | 66                             | 1 298 276        | 37                             | 240 473          | 31  | 1 057 803        | 1 105  | 271 434 077      | 1 256                                 | 363 163          |

**Table 24. Turkeys—Sales by Number Sold Per Farm: 1987**

[For meaning of abbreviations and symbols, see introductory text]

| Turkeys               | Total |        | Sales for slaughter |        | Sales of hens kept for breeding |        |
|-----------------------|-------|--------|---------------------|--------|---------------------------------|--------|
|                       | Farms | Number | Farms               | Number | Farms                           | Number |
| Total sold.....       | 19    | 172    | 13                  | 124    | 9                               | 48     |
| Farms with—           |       |        |                     |        |                                 |        |
| 1 to 1,999.....       | 19    | 172    | 13                  | 124    | 9                               | 48     |
| 2,000 to 7,999.....   | -     | -      | -                   | -      | -                               | -      |
| 8,000 to 15,999.....  | -     | -      | -                   | -      | -                               | -      |
| 16,000 to 29,999..... | -     | -      | -                   | -      | -                               | -      |
| 30,000 to 59,999..... | -     | -      | -                   | -      | -                               | -      |
| 60,000 to 99,999..... | -     | -      | -                   | -      | -                               | -      |
| 100,000 or more.....  | -     | -      | -                   | -      | -                               | -      |

**Table 25. Cattle and Calves—Inventory: 1987 and 1982**

[For meaning of abbreviations and symbols, see introductory text]

| Item  | 1987   |           | 1982   |           |
|---|--------|-----------|--------|-----------|
|   | Farms  | Number    | Farms  | Number    |
| Cattle and calves.....                            | 22 482 | 1 147 219 | 29 407 | 1 488 148 |
| Farms with—                                       |        |           |        |           |
| 1 to 9.....                                       | 3 616  | 21 407    | 5 068  | 29 775    |
| 10 to 19.....                                     | 5 067  | 70 176    | 6 724  | 93 401    |
| 20 to 49.....                                     | 7 869  | 243 397   | 9 842  | 304 084   |
| 50 to 99.....                                     | 3 507  | 235 114   | 4 530  | 306 031   |
| 100 to 199.....                                   | 1 603  | 214 508   | 2 127  | 280 190   |
| 200 to 499.....                                   | 648    | 183 438   | 912    | 257 659   |
| 500 to 999.....                                   | 127    | 83 902    | 149    | 99 600    |
| 1,000 to 2,499.....                               | 36     | 49 161    | 43     | 58 943    |
| 2,500 or more.....                                | 9      | 46 116    | 12     | 58 465    |
| Cows and heifers that had calved.....             | 20 011 | 651 146   | 26 970 | 809 343   |
| Farms with—                                       |        |           |        |           |
| 1 to 9.....                                       | 5 312  | 28 237    | 8 671  | 44 076    |
| 10 to 19.....                                     | 5 202  | 71 205    | 6 789  | 91 960    |
| 20 to 49.....                                     | 6 221  | 185 768   | 7 410  | 221 182   |
| 50 to 99.....                                     | 2 113  | 140 252   | 2 742  | 181 329   |
| 100 to 199.....                                   | 815    | 104 573   | 979    | 125 646   |
| 200 to 499.....                                   | 309    | 86 789    | 343    | 92 649    |
| 500 to 999.....                                   | 29     | 18 886    | 42     | 25 526    |
| 1,000 or more.....                                | 10     | 15 436    | 14     | 26 975    |
| Beef cows.....                                    | 19 008 | 579 312   | 25 227 | 713 119   |
| Farms with—                                       |        |           |        |           |
| 1 to 9.....                                       | 5 096  | 27 554    | 8 074  | 42 015    |
| 10 to 19.....                                     | 5 120  | 70 026    | 6 678  | 90 662    |
| 20 to 49.....                                     | 6 072  | 180 469   | 7 156  | 212 305   |
| 50 to 99.....                                     | 1 817  | 119 271   | 2 252  | 146 665   |
| 100 to 199.....                                   | 601    | 76 422    | 728    | 93 404    |
| 200 to 499.....                                   | 271    | 77 077    | 289    | 79 559    |
| 500 to 999.....                                   | 22     | 14 557    | 36     | 21 534    |
| 1,000 or more.....                                | 9      | 13 936    | 14     | 26 975    |
| Milk cows.....                                    | 1 643  | 71 834    | 3 082  | 96 224    |
| Farms with—                                       |        |           |        |           |
| 1 to 4.....                                       | 675    | 1 192     | 1 600  | 2 766     |
| 5 to 9.....                                       | 111    | 709       | 228    | 1 482     |
| 10 to 29.....                                     | 151    | 2 616     | 241    | 4 290     |
| 30 to 49.....                                     | 133    | 4 944     | 203    | 8 005     |
| 50 to 99.....                                     | 320    | 22 254    | 522    | 36 383    |
| 100 to 199.....                                   | 216    | 28 601    | 240    | 30 374    |
| 200 to 499.....                                   | 33     | 8 453     | 45     | 11 037    |
| 500 or more.....                                  | 4      | 3 065     | 3      | 1 887     |
| Heifers and heifer calves.....                    | 17 339 | 262 880   | 23 754 | 362 434   |
| Steers, steer calves, bulls, and bull calves..... | 18 816 | 233 193   | 25 566 | 316 371   |

**Table 26. Cattle and Calves—Sales: 1987 and 1982**

[For meaning of abbreviations and symbols, see introductory text]

| Item   | 1987   |         |                 | 1982   |         |                 |
|--|--------|---------|-----------------|--------|---------|-----------------|
|  | Farms  | Number  | Value (\$1,000) | Farms  | Number  | Value (\$1,000) |
| Cattle and calves sold .....                         | 22 087 | 638 685 | 212 736         | 27 466 | 704 606 | 192 687         |
| Farms with—  |        |         |                 |        |         |                 |
| 1 to 9 .....   | 8 488  | 43 211  | 12 627          | 11 953 | 57 473  | 13 784          |
| 10 to 19 .....                                       | 5 718  | 77 007  | 22 378          | 6 742  | 91 199  | 21 352          |
| 20 to 49 .....                                       | 5 259  | 156 835 | 46 769          | 6 055  | 179 833 | 43 642          |
| 50 to 99 .....                                       | 1 712  | 113 429 | 36 082          | 1 729  | 113 664 | 29 656          |
| 100 to 199 .....                                     | 558    | 73 167  | 24 441          | 641    | 83 927  | 23 843          |
| 200 to 499 .....                                     | 270    | 79 069  | 28 786          | 261    | 73 021  | 21 899          |
| 500 to 999 .....                                     | 51     | 33 022  | 12 584          | 53     | 34 697  | 11 933          |
| 1,000 to 2,499 .....                                 | 24     | 32 482  | 15 999          | 24     | 35 739  | 13 627          |
| 2,500 or more .....                                  | 7      | 30 463  | 13 071          | 8      | 35 053  | 12 951          |
| Cattle sold .....                                    | 13 533 | 291 882 | 121 999         | 16 560 | 320 845 | 114 711         |
| Farms with—  |        |         |                 |        |         |                 |
| 1 to 9 .....   | 8 248  | 31 060  | 11 585          | 10 816 | 39 655  | 12 714          |
| 10 to 19 .....                                       | 2 408  | 31 400  | 11 679          | 2 746  | 35 585  | 11 282          |
| 20 to 49 .....                                       | 1 886  | 54 672  | 20 757          | 1 999  | 57 825  | 19 240          |
| 50 to 99 .....                                       | 561    | 36 523  | 14 948          | 560    | 36 843  | 13 113          |
| 100 to 199 .....                                     | 238    | 30 882  | 12 756          | 266    | 34 605  | 12 746          |
| 200 to 499 .....                                     | 135    | 39 393  | 17 508          | 110    | 31 597  | 12 610          |
| 500 to 999 .....                                     | 31     | 19 812  | 8 243           | 37     | 24 976  | 9 552           |
| 1,000 or more .....                                  | 26     | 48 140  | 24 524          | 26     | 59 759  | 23 453          |
| Cattle fattened on grain and concentrates sold ..... | 1 021  | 28 127  | 13 567          | 1 823  | 32 342  | 12 896          |
| Farms with—  |        |         |                 |        |         |                 |
| 1 to 9 .....   | 580    | 2 162   | 834             | 1 194  | 4 201   | 1 352           |
| 10 to 19 .....                                       | 190    | 2 466   | 894             | 317    | 4 058   | 1 243           |
| 20 to 49 .....                                       | 156    | 4 519   | 1 675           | 218    | 6 286   | 2 133           |
| 50 to 99 .....                                       | 56     | 3 594   | 1 609           | 53     | 3 368   | 1 319           |
| 100 to 199 .....                                     | 15     | 1 948   | 732             | 23     | 2 998   | 1 100           |
| 200 to 499 .....                                     | 16     | 4 965   | 2 802           | 13     | (D)     | (D)             |
| 500 to 999 .....                                     | 4      | 2 400   | 1 078           | 1      | (D)     | (D)             |
| 1,000 to 2,499 .....                                 | 4      | 6 073   | 3 943           | 4      | 7 131   | 3 735           |
| 2,500 or more .....                                  | -      | -       | -               | -      | -       | -               |
| Calves sold .....                                    | 18 975 | 346 803 | 90 737          | 23 329 | 383 761 | 77 976          |
| Farms with—  |        |         |                 |        |         |                 |
| 1 to 9 .....   | 9 229  | 43 469  | 11 196          | 12 080 | 54 316  | 10 879          |
| 10 to 19 .....                                       | 4 762  | 62 871  | 16 245          | 5 663  | 75 293  | 15 137          |
| 20 to 49 .....                                       | 3 779  | 108 103 | 27 763          | 4 312  | 122 849 | 24 793          |
| 50 to 99 .....                                       | 873    | 56 354  | 14 910          | 880    | 56 818  | 11 551          |
| 100 to 199 .....                                     | 224    | 28 595  | 7 326           | 273    | 34 744  | 7 117           |
| 200 to 499 .....                                     | 94     | 27 663  | 7 236           | 108    | 28 579  | 5 839           |
| 500 or more .....                                    | 14     | 19 748  | 6 060           | 13     | 11 162  | 2 660           |

**Table 27. Cattle and Calves—Inventory and Sales by Size of Herd: 1987**

[For meaning of abbreviations and symbols, see introductory text]

| Cattle and calves     | Cattle and calves inventory |           |                                  |         |                           |         |  |         | Cattle and calves sales |         |                 |
|-----------------------|-----------------------------|-----------|----------------------------------|---------|---------------------------|---------|--|---------|-------------------------|---------|-----------------|
|                       | Total                       |           | Cows and heifers that had calved |         | Heifers and heifer calves |         | Steers, steer calves, bulls, and bull calves |         | Farms                   | Number  | Value (\$1,000) |
|                       | Farms                       | Number    | Farms                            | Number  | Farms                     | Number  | Farms  | Number  |                         |         |                 |
| Total inventory ..... | 22 482                      | 1 147 219 | 20 011                           | 651 146 | 17 339                    | 262 880 | 18 816                                       | 233 193 | 21 078                  | 605 870 | 201 818         |
| Farms with—           |                             |           |                                  |         |                           |         |  |         |                         |         |                 |
| 1 to 9 .....          | 3 616                       | 21 407    | 2 684                            | 11 192  | 2 135                     | 4 784   | 2 496  | 5 431   | 2 214                   | 16 332  | 4 924           |
| 10 to 19 .....        | 5 067                       | 70 176    | 4 315                            | 40 044  | 3 709                     | 15 912  | 4 124  | 14 220  | 5 067                   | 43 119  | 12 173          |
| 20 to 49 .....        | 7 869                       | 243 397   | 7 316                            | 149 252 | 6 261                     | 50 715  | 6 874  | 43 430  | 7 869                   | 132 420 | 38 760          |
| 50 to 99 .....        | 3 507                       | 235 114   | 3 391                            | 144 458 | 3 067                     | 49 962  | 3 189  | 40 694  | 3 506                   | 117 339 | 36 176          |
| 100 to 199 .....      | 1 603                       | 214 508   | 1 538                            | 128 529 | 1 450                     | 50 253  | 1 406  | 35 726  | 1 602                   | 101 831 | 32 433          |
| 200 to 499 .....      | 648                         | 183 438   | 617                              | 108 161 | 566                       | 42 686  | 566  | 32 591  | 648                     | 85 765  | 30 061          |
| 500 to 999 .....      | 127                         | 83 902    | 113                              | 40 252  | 113                       | 20 564  | 119  | 23 086  | 127                     | 46 391  | 19 234          |
| 1,000 to 2,499 .....  | 36                          | 49 161    | 31                               | 19 709  | 30                        | 11 488  | 33   | 17 964  | 36                      | 30 287  | 12 690          |
| 2,500 or more .....   | 9                           | 46 116    | 6                                | 9 549   | 8                         | 16 516  | 9  | 20 051  | 9                       | 32 386  | 15 368          |
| No inventory .....    | (X)                         | (X)       | (X)                              | (X)     | (X)                       | (X)     | (X)  | (X)     | 1 009                   | 32 815  | 10 918          |

**Table 28. Cattle and Calves—Inventory and Sales by Size of Cow Herd: 1987**

[For meaning of abbreviations and symbols, see introductory text]

| Cows and heifers that had calved | Cattle and calves inventory |           |                                  |         |                           |         |  |         | Cattle and calves sales |         |                 |
|----------------------------------|-----------------------------|-----------|----------------------------------|---------|---------------------------|---------|--|---------|-------------------------|---------|-----------------|
|                                  | Total                       |           | Cows and heifers that had calved |         | Heifers and heifer calves |         | Steers, steer calves, bulls, and bull calves |         | Farms                   | Number  | Value (\$1,000) |
|                                  | Farms                       | Number    | Farms                            | Number  | Farms                     | Number  | Farms  | Number  |                         |         |                 |
| Total inventory .....            | 20 011                      | 1 063 336 | 20 011                           | 651 146 | 15 211                    | 230 292 | 16 570                                       | 181 898 | 19 107                  | 529 433 | 174 645         |
| Farms with—                      |                             |           |                                  |         |                           |         |  |         |                         |         |                 |
| 1 to 4 .....                     | 1 977                       | 14 815    | 1 977                            | 5 452   | 1 414                     | 4 794   | 1 551  | 4 569   | 1 273                   | 9 921   | 2 978           |
| 5 to 9 .....                     | 3 335                       | 41 093    | 3 335                            | 22 785  | 2 369                     | 9 582   | 2 628  | 8 726   | 3 137                   | 24 833  | 7 255           |
| 10 to 19 .....                   | 5 202                       | 117 407   | 5 202                            | 71 205  | 3 881                     | 24 992  | 4 340  | 21 210  | 5 202                   | 63 750  | 18 807          |
| 20 to 29 .....                   | 3 183                       | 118 095   | 3 183                            | 74 356  | 2 414                     | 23 342  | 2 705  | 20 397  | 3 183                   | 59 857  | 18 193          |
| 30 to 49 .....                   | 3 038                       | 170 801   | 3 038                            | 111 412 | 2 361                     | 32 536  | 2 567  | 26 853  | 3 037                   | 87 712  | 26 375          |
| 50 to 99 .....                   | 2 113                       | 223 858   | 2 113                            | 140 252 | 1 772                     | 46 415  | 1 799  | 37 191  | 2 112                   | 110 464 | 34 628          |
| 100 to 199 .....                 | 815                         | 165 162   | 815                              | 104 573 | 710                       | 38 711  | 674  | 21 878  | 815                     | 75 195  | 24 892          |
| 200 to 499 .....                 | 309                         | 143 299   | 309                              | 86 789  | 258                       | 29 701  | 275  | 26 809  | 309                     | 69 988  | 27 569          |
| 500 to 999 .....                 | 29                          | 31 474    | 29                               | 18 886  | 23                        | 7 666   | 23   | 4 922   | 29                      | 12 790  | 5 556           |
| 1,000 or more .....              | 10                          | 37 332    | 10                               | 15 436  | 9                         | 12 553  | 8  | 9 343   | 10                      | 14 923  | 8 392           |
| No inventory .....               | 2 471                       | 83 883    | (X)                              | (X)     | 2 128                     | 32 588  | 2 246  | 51 295  | 2 980                   | 109 252 | 38 091          |

**Table 29. Cattle and Calves—Inventory and Sales by Size of Beef Cow Herd: 1987**

[For meaning of abbreviations and symbols, see introductory text]

| Beef cows             | Cattle and calves inventory |         |                                  |         |           |         |                           |         |  |         |
|-----------------------|-----------------------------|---------|----------------------------------|---------|-----------|---------|---------------------------|---------|--|---------|
|                       | Total                       |         | Cows and heifers that had calved |         |           |         | Heifers and heifer calves |         | Steers, steer calves, bulls, and bull calves |         |
|                       | Farms                       | Number  | Total                            |         | Beef cows |         | Farms                     | Number  | Farms  | Number  |
| Total inventory ..... | 19 008                      | 967 346 | 19 008                           | 592 160 | 19 008    | 579 312 | 14 388                    | 197 870 | 15 900                                       | 177 316 |
| Farms with—           |                             |         |                                  |         |           |         |                           |         |  |         |
| 1 to 4 .....          | 1 822                       | 15 738  | 1 822                            | 6 581   | 1 822     | 5 129   | 1 308                     | 4 719   | 1 435  | 4 438   |
| 5 to 9 .....          | 3 274                       | 42 615  | 3 274                            | 23 686  | 3 274     | 22 425  | 2 336                     | 10 216  | 2 595  | 8 713   |
| 10 to 19 .....        | 5 120                       | 117 163 | 5 120                            | 71 221  | 5 120     | 70 026  | 3 822                     | 25 017  | 4 279  | 20 925  |
| 20 to 29 .....        | 3 159                       | 118 954 | 3 159                            | 75 231  | 3 159     | 73 721  | 2 397                     | 23 358  | 2 695  | 20 365  |
| 30 to 49 .....        | 2 913                       | 166 084 | 2 913                            | 108 418 | 2 913     | 106 748 | 2 269                     | 31 055  | 2 488  | 26 611  |
| 50 to 99 .....        | 1 817                       | 193 032 | 1 817                            | 121 476 | 1 817     | 119 271 | 1 500                     | 35 749  | 1 609  | 35 807  |
| 100 to 199 .....      | 601                         | 122 910 | 601                              | 77 955  | 601       | 76 422  | 507                       | 24 375  | 530  | 20 580  |
| 200 to 499 .....      | 271                         | 131 182 | 271                              | 79 099  | 271       | 77 077  | 224                       | 25 761  | 244  | 26 322  |
| 500 to 999 .....      | 22                          | 24 336  | 22                               | 14 557  | 22        | 14 557  | 17                        | 5 567   | 17   | 4 212   |
| 1,000 or more .....   | 9                           | 35 332  | 9                                | 13 936  | 9         | 13 936  | 8                         | 12 053  | 8  | 9 343   |
| No inventory .....    | 3 474                       | 179 873 | 1 003                            | 58 986  | (X)       | (X)     | 2 951                     | 65 010  | 2 916  | 55 877  |

| Beef cows             | Cattle and calves sales |         |                 |        |         |        |                                    |        |        |        |         |                 |
|-----------------------|-------------------------|---------|-----------------|--------|---------|--------|------------------------------------|--------|--------|--------|---------|-----------------|
|                       | Total                   |         |                 | Cattle |         |        |                                    |        |        | Calves |         |                 |
|                       | Farms                   | Number  | Value (\$1,000) | Total  |         |        | Fattened on grain and concentrates |        |        | Farms  | Number  | Value (\$1,000) |
| Total inventory ..... | 18 236                  | 498 118 | 165 979         | 11 067 | 218 924 | 91 594 | 817                                | 21 854 | 10 451 | 15 919 | 279 194 | 74 385          |
| Farms with—           |                         |         |                 |        |         |        |                                    |        |        |        |         |                 |
| 1 to 4 .....          | 1 209                   | 9 527   | 2 833           | 731    | 4 389   | 1 647  | 65                                 | 263    | 95     | 989    | 5 138   | 1 185           |
| 5 to 9 .....          | 3 116                   | 25 011  | 7 298           | 1 787  | 8 913   | 3 350  | 152                                | 779    | 299    | 2 671  | 16 098  | 3 949           |
| 10 to 19 .....        | 5 120                   | 63 389  | 18 678          | 2 910  | 22 526  | 8 475  | 230                                | 1 731  | 628    | 4 513  | 40 863  | 10 203          |
| 20 to 29 .....        | 3 159                   | 59 771  | 18 151          | 1 896  | 20 475  | 7 828  | 121                                | 1 473  | 521    | 2 827  | 39 296  | 10 324          |
| 30 to 49 .....        | 2 912                   | 85 424  | 25 814          | 1 790  | 28 071  | 10 752 | 104                                | 1 961  | 799    | 2 624  | 57 353  | 15 062          |
| 50 to 99 .....        | 1 817                   | 100 149 | 31 987          | 1 262  | 39 365  | 15 309 | 80                                 | 2 997  | 1 201  | 1 595  | 60 784  | 16 678          |
| 100 to 199 .....      | 601                     | 62 607  | 21 499          | 445    | 30 937  | 12 590 | 34                                 | 2 732  | 1 222  | 500    | 31 670  | 8 909           |
| 200 to 499 .....      | 271                     | 66 855  | 26 529          | 218    | 42 706  | 19 661 | 27                                 | 6 285  | 3 429  | 184    | 24 149  | 6 868           |
| 500 to 999 .....      | 22                      | 10 762  | 4 941           | 19     | (D)     | (D)    | 3                                  | (D)    | (D)    | 14     | (D)     | (D)             |
| 1,000 or more .....   | 9                       | 14 623  | 8 249           | 9      | (D)     | (D)    | 1                                  | (D)    | (D)    | 2      | (D)     | (D)             |
| No inventory .....    | 3 851                   | 140 567 | 46 757          | 2 466  | 72 958  | 30 405 | 204                                | 6 273  | 3 116  | 3 056  | 67 609  | 16 352          |

**Table 30. Cattle and Calves—Inventory and Sales by Size of Milk Cow Herd: 1987**

[For meaning of abbreviations and symbols, see introductory text]

| Milk cows             | Cattle and calves inventory |           |                                  |         |           |        |                           |         |  |         |
|-----------------------|-----------------------------|-----------|----------------------------------|---------|-----------|--------|---------------------------|---------|--|---------|
|                       | Total                       |           | Cows and heifers that had calved |         |           |        | Heifers and heifer calves |         | Steers, steer calves, bulls, and bull calves |         |
|                       |                             |           | Total                            |         | Milk cows |        |                           |         |  |         |
|                       | Farms                       | Number    | Farms                            | Number  | Farms     | Number | Farms                     | Number  | Farms  | Number  |
| Total inventory ----- | 1 643                       | 140 215   | 1 643                            | 87 545  | 1 643     | 71 834 | 1 285                     | 43 038  | 1 150  | 9 632   |
| Farms with—           |                             |           |                                  |         |           |        |                           |         |  |         |
| 1 to 4 -----          | 675                         | 14 987    | 675                              | 8 942   | 675       | 1 192  | 464                       | 3 542   | 495  | 2 503   |
| 5 to 9 -----          | 111                         | 2 278     | 111                              | 1 595   | 111       | 709    | 67                        | 380     | 73   | 303     |
| 10 to 19 -----        | 85                          | 2 450     | 85                               | 1 687   | 85        | 1 130  | 62                        | 453     | 59   | 310     |
| 20 to 29 -----        | 66                          | 2 971     | 66                               | 1 962   | 66        | 1 486  | 48                        | 717     | 39   | 292     |
| 30 to 49 -----        | 133                         | 9 078     | 133                              | 5 611   | 133       | 4 944  | 111                       | 2 911   | 98   | 556     |
| 50 to 99 -----        | 320                         | 38 499    | 320                              | 23 827  | 320       | 22 254 | 295                       | 12 539  | 209  | 2 133   |
| 100 to 199 -----      | 216                         | 49 111    | 216                              | 30 630  | 216       | 28 601 | 206                       | 16 053  | 149  | 2 428   |
| 200 to 499 -----      | 33                          | 15 381    | 33                               | 9 881   | 33        | 8 453  | 28                        | (D)     | 26   | (D)     |
| 500 or more -----     | 4                           | 5 460     | 4                                | 3 410   | 4         | 3 065  | 4                         | (D)     | 2  | (D)     |
| No inventory -----    | 20 839                      | 1 007 004 | 18 368                           | 563 601 | (X)       | (X)    | 16 054                    | 219 842 | 17 666                                       | 223 561 |

| Milk cows          | Cattle and calves sales |         |                 |        |         |        |         |        | Dairy product sales |        |
|--------------------|-------------------------|---------|-----------------|--------|---------|--------|---------|--------|---------------------|--------|
|                    | Total                   |         |                 | Cattle |         | Calves |         |        |                     |        |
|                    | Farms                   | Number  | Value (\$1,000) | Farms  | Number  | Farms  | Number  | Farms  | Value (\$1,000)     |        |
|                    | Total inventory -----   | 1 455   | 45 892          | 13 220 | 1 042   | 21 256 | 1 198   | 24 736 | 870                 | 97 727 |
| Farms with—        |                         |         |                 |        |         |        |         |        |                     |        |
| 1 to 4 -----       | 507                     | 6 703   | 2 100           | 323    | 2 820   | 423    | 3 883   | 26     | 82                  |        |
| 5 to 9 -----       | 92                      | 1 256   | 393             | 49     | 349     | 87     | 907     | 12     | 55                  |        |
| 10 to 19 -----     | 85                      | 1 109   | 350             | 44     | 377     | 68     | 732     | 61     | 750                 |        |
| 20 to 29 -----     | 66                      | 1 013   | 244             | 35     | 264     | 57     | 749     | 66     | 1 478               |        |
| 30 to 49 -----     | 133                     | 3 500   | 932             | 91     | 1 402   | 109    | 2 098   | 133    | 5 813               |        |
| 50 to 99 -----     | 319                     | 12 368  | 3 313           | 271    | 5 758   | 262    | 6 610   | 319    | 30 990              |        |
| 100 to 199 -----   | 216                     | 14 649  | 4 209           | 196    | 7 200   | 165    | 7 449   | 216    | 42 225              |        |
| 200 to 499 -----   | 33                      | 4 102   | 1 233           | 30     | 2 409   | 24     | 1 693   | 33     | 12 399              |        |
| 500 or more -----  | 4                       | 1 292   | 445             | 3      | 677     | 3      | 615     | 4      | 3 937               |        |
| No inventory ----- | 20 632                  | 592 693 | 199 516         | 12 491 | 270 626 | 17 777 | 322 067 | 25     | 1 353               |        |

**Table 31. Cattle and Calves—Sales by Number Sold Per Farm: 1987**

[For meaning of abbreviations and symbols, see introductory text]

| Cattle and calves   | Cattle and calves |         |                 | Cattle  |        |                 |                                    |        |                 | Calves |         |                 |
|---------------------|-------------------|---------|-----------------|---------|--------|-----------------|------------------------------------|--------|-----------------|--------|---------|-----------------|
|                     |                   |         |                 | Total   |        |                 | Fattened on grain and concentrates |        |                 |        |         |                 |
|                     | Farms             | Number  | Value (\$1,000) | Farms   | Number | Value (\$1,000) | Farms                              | Number | Value (\$1,000) | Farms  | Number  | Value (\$1,000) |
|                     | Total sold -----  | 22 087  | 638 685         | 212 736 | 13 533 | 291 882         | 121 899                            | 1 021  | 28 127          | 13 567 | 18 975  | 346 803         |
| Farms with—         |                   |         |                 |         |        |                 |                                    |        |                 |        |         |                 |
| 1 to 4 -----        | 3 534             | 9 678   | 2 910           | 1 616   | 3 056  | 1 207           | 151                                | 306    | 115             | 2 736  | 6 622   | 1 703           |
| 5 to 9 -----        | 4 954             | 33 533  | 9 717           | 2 619   | 9 308  | 3 492           | 191                                | 725    | 270             | 4 405  | 24 225  | 6 225           |
| 10 to 19 -----      | 5 718             | 77 007  | 22 378          | 3 478   | 23 422 | 8 571           | 230                                | 1 756  | 634             | 5 071  | 53 585  | 13 806          |
| 20 to 49 -----      | 5 259             | 156 835 | 46 769          | 3 682   | 54 739 | 20 540          | 262                                | 4 276  | 1 557           | 4 628  | 102 096 | 26 229          |
| 50 to 99 -----      | 1 712             | 113 429 | 36 082          | 1 377   | 46 513 | 18 578          | 113                                | 3 901  | 1 662           | 1 475  | 66 916  | 17 504          |
| 100 to 199 -----    | 558               | 73 167  | 24 441          | 463     | 38 167 | 15 486          | 34                                 | 2 365  | 919             | 437    | 35 000  | 8 956           |
| 200 to 499 -----    | 270               | 79 089  | 28 786          | 226     | 44 481 | 19 673          | 30                                 | 5 695  | 3 102           | 188    | 34 588  | 9 113           |
| 500 to 999 -----    | 51                | 33 022  | 12 584          | 44      | 22 847 | 9 268           | 5                                  | 2 530  | 1 113           | 26     | 10 175  | 3 316           |
| 1,000 or more ----- | 31                | 62 945  | 29 069          | 28      | 49 349 | 25 185          | 5                                  | 6 573  | 4 196           | 9      | 13 596  | 3 884           |

**Table 32. Hogs and Pigs—Inventory: 1987 and 1982**

[For meaning of abbreviations and symbols, see introductory text]

| Item  | 1987  |         | 1982  |         |
|---|-------|---------|-------|---------|
|   | Farms | Number  | Farms | Number  |
| Total hogs and pigs -----                           | 2 237 | 179 063 | 4 081 | 223 274 |
| Farms with—   |       |         |       |         |
| 1 to 24 -----                                       | 1 592 | 10 588  | 3 220 | 20 278  |
| 25 to 49 -----                                      | 189   | 6 309   | 310   | 10 662  |
| 50 to 99 -----                                      | 171   | 11 411  | 200   | 13 616  |
| 100 to 199 -----                                    | 108   | 14 187  | 147   | 19 634  |
| 200 to 499 -----                                    | 102   | 30 966  | 119   | 34 802  |
| 500 to 999 -----                                    | 44    | 31 146  | 44    | 31 611  |
| 1,000 to 1,999 -----                                | 18    | 23 245  | 29    | 36 156  |
| 2,000 to 4,999 -----                                | 10    | 27 263  | 7     | 21 450  |
| 5,000 or more -----                                 | 3     | 23 948  | 5     | 35 065  |
| Hogs and pigs used or to be used for breeding ----- | 1 306 | 23 473  | 2 130 | 27 390  |
| Farms with—   |       |         |       |         |
| 1 to 24 -----                                       | 1 104 | 6 080   | 1 925 | 8 527   |
| 25 to 49 -----                                      | 100   | 3 308   | 100   | 3 295   |
| 50 to 99 -----                                      | 53    | 3 383   | 52    | 3 268   |
| 100 to 199 -----                                    | 32    | 4 020   | 38    | 4 695   |
| 200 or more -----                                   | 17    | 6 682   | 15    | 7 605   |
| Other hogs and pigs -----                           | 2 034 | 155 590 | 3 811 | 195 884 |

**Table 33. Hogs and Pigs—Sales: 1987 and 1982**

[For meaning of abbreviations and symbols, see introductory text]

| Item                           | 1987  |         |                 | 1982  |         |                 |
|--------------------------------|-------|---------|-----------------|-------|---------|-----------------|
|                                | Farms | Number  | Value (\$1,000) | Farms | Number  | Value (\$1,000) |
| Total hogs and pigs sold ..... | 1 622 | 284 630 | 28 011          | 2 547 | 356 868 | 37 172          |
| Farms with—                    |       |         |                 |       |         |                 |
| 1 to 24 .....                  | 791   | 7 699   | 747             | 1 499 | 13 798  | 1 411           |
| 25 to 49 .....                 | 266   | 8 953   | 841             | 367   | 12 527  | 1 207           |
| 50 to 99 .....                 | 186   | 12 594  | 1 146           | 239   | 16 120  | 1 509           |
| 100 to 199 .....               | 128   | 17 105  | 1 644           | 149   | 19 651  | 1 807           |
| 200 to 499 .....               | 120   | 34 586  | 3 262           | 145   | 42 047  | 3 828           |
| 500 to 999 .....               | 68    | 45 148  | 4 483           | 73    | 51 073  | 5 293           |
| 1,000 to 1,999 .....           | 35    | 47 829  | 5 033           | 44    | 57 484  | 5 978           |
| 2,000 to 4,999 .....           | 22    | 60 863  | 5 712           | 24    | 65 147  | 7 293           |
| 5,000 or more .....            | 6     | 49 853  | 5 143           | 7     | 79 021  | 8 847           |
| Feeder pigs sold .....         | 401   | 46 906  | 1 808           | 631   | 59 035  | 2 510           |
| Farms with—                    |       |         |                 |       |         |                 |
| 1 to 9 .....                   | 70    | 404     | 13              | 150   | 794     | 27              |
| 10 to 49 .....                 | 173   | 3 854   | 137             | 267   | 6 158   | 235             |
| 50 to 99 .....                 | 72    | 4 814   | 187             | 85    | 5 888   | 338             |
| 100 to 199 .....               | 28    | 3 794   | 132             | 55    | 6 754   | 207             |
| 200 to 499 .....               | 37    | 10 462  | 450             | 48    | 14 575  | 613             |
| 500 to 999 .....               | 14    | 9 168   | 361             | 20    | 13 088  | 599             |
| 1,000 or more .....            | 7     | 14 410  | 528             | 6     | 11 800  | 491             |
| Other hogs and pigs sold ..... | 1 459 | 237 724 | 26 202          | 2 260 | 297 833 | 34 662          |
| Farms with—                    |       |         |                 |       |         |                 |
| 1 to 24 .....                  | 819   | 7 328   | 837             | (NA)  | (NA)    | (NA)            |
| 25 to 49 .....                 | 206   | 6 928   | 773             | (NA)  | (NA)    | (NA)            |
| 50 to 99 .....                 | 131   | 8 954   | 986             | (NA)  | (NA)    | (NA)            |
| 100 to 199 .....               | 105   | 13 842  | 1 560           | (NA)  | (NA)    | (NA)            |
| 200 to 499 .....               | 88    | 26 118  | 3 070           | (NA)  | (NA)    | (NA)            |
| 500 to 999 .....               | 57    | 37 647  | 4 248           | (NA)  | (NA)    | (NA)            |
| 1,000 to 1,999 .....           | 30    | 40 715  | 4 562           | (NA)  | (NA)    | (NA)            |
| 2,000 to 4,999 .....           | 17    | 46 339  | 5 023           | (NA)  | (NA)    | (NA)            |
| 5,000 or more .....            | 6     | 49 853  | 5 143           | (NA)  | (NA)    | (NA)            |

**Table 34. Hogs and Pigs—Litters Farrowed: 1987 and 1982**

[For meaning of abbreviations and symbols, see introductory text]

| Litters   | 1987  |                   | 1982  |                   |
|---|-------|-------------------|-------|-------------------|
|   | Farms | Number of litters | Farms | Number of litters |
| Litters farrowed between Dec. 1 of preceding year and Nov. 30 ..... | 1 358 | 33 653            | 2 227 | 40 722            |
| Farms with—   |       |                   |       |                   |
| 1 to 9 .....  | 928   | 2 888             | 1 739 | 4 789             |
| 10 to 19 .....  | 170   | 2 127             | 189   | 2 482             |
| 20 to 49 .....  | 125   | 3 908             | 160   | 4 825             |
| 50 to 99 .....  | 62    | 4 306             | 65    | 4 410             |
| 100 to 199 .....  | 39    | 5 255             | 43    | 5 795             |
| 200 to 499 .....  | 26    | 7 396             | 21    | 5 751             |
| 500 or more .....   | 8     | 7 773             | 10    | 12 670            |
| Dec. 1 of preceding year and May 31 .....                           | 1 231 | 16 856            | 1 946 | 20 971            |
| June 1 and Nov. 30 .....  | 1 079 | 16 797            | 1 496 | 19 751            |

**Table 35. Hogs and Pigs—Inventory and Sales by Size of Herd: 1987**

[For meaning of abbreviations and symbols, see introductory text]

| Hogs and pigs         | Hogs and pigs inventory |         |                                 |        |                     |         | Hogs and pigs sales |         |                 |             |        |                 |
|-----------------------|-------------------------|---------|---------------------------------|--------|---------------------|---------|---------------------|---------|-----------------|-------------|--------|-----------------|
|                       | Total                   |         | Used or to be used for breeding |        | Other hogs and pigs |         | Total               |         |                 | Feeder pigs |        |                 |
|                       | Farms                   | Number  | Farms                           | Number | Farms               | Number  | Farms               | Number  | Value (\$1,000) | Farms       | Number | Value (\$1,000) |
| Total inventory ..... | 2 237                   | 179 063 | 1 306                           | 23 473 | 2 034               | 155 590 | 1 515               | 276 424 | 27 167          | 396         | 45 549 | 1 754           |
| Farms with—           |                         |         |                                 |        |                     |         |                     |         |                 |             |        |                 |
| 1 to 9 .....          | 1 171                   | 4 464   | 490                             | 1 271  | 1 011               | 3 193   | 450                 | 7 046   | 641             | 116         | 1 991  | 64              |
| 10 to 24 .....        | 421                     | 6 124   | 317                             | 1 723  | 386                 | 4 401   | 421                 | 11 597  | 1 123           | 74          | 2 742  | 107             |
| 25 to 99 .....        | 360                     | 17 720  | 279                             | 3 193  | 352                 | 14 527  | 360                 | 28 255  | 2 320           | 136         | 11 199 | 433             |
| 100 to 199 .....      | 108                     | 14 187  | 82                              | 2 467  | 108                 | 11 720  | 107                 | 25 629  | 2 525           | 31          | 5 692  | 251             |
| 200 to 499 .....      | 102                     | 30 966  | 73                              | 3 411  | 102                 | 27 555  | 102                 | 45 388  | 4 301           | 23          | 11 218 | 439             |
| 500 to 999 .....      | 44                      | 31 146  | 37                              | 3 540  | 44                  | 27 606  | 44                  | 51 781  | 5 168           | 12          | 9 924  | 340             |
| 1,000 or more .....   | 31                      | 74 456  | 28                              | 7 868  | 31                  | 66 588  | 31                  | 106 728 | 11 088          | 4           | 2 783  | 121             |
| No inventory .....    | (X)                     | (X)     | (X)                             | (X)    | (X)                 | (X)     | 107                 | 8 206   | 844             | 5           | 1 357  | 54              |

**Table 36. Hogs and Pigs—Inventory and Sales by Number Sold Per Farm: 1987**

[For meaning of abbreviations and symbols, see introductory text]

| Hogs and pigs      | Hogs and pigs inventory |         |                                 |        |                     |         | Hogs and pigs sales |         |                 |             |        |                 |
|--------------------|-------------------------|---------|---------------------------------|--------|---------------------|---------|---------------------|---------|-----------------|-------------|--------|-----------------|
|                    | Total                   |         | Used or to be used for breeding |        | Other hogs and pigs |         | Total               |         |                 | Feeder pigs |        |                 |
|                    | Farms                   | Number  | Farms                           | Number | Farms               | Number  | Farms               | Number  | Value (\$1,000) | Farms       | Number | Value (\$1,000) |
| Total sold.....    | 1 515                   | 176 523 | 1 111                           | 23 101 | 1 366               | 153 422 | 1 622               | 284 630 | 28 011          | 401         | 46 906 | 1 808           |
| Farms with—        |                         |         |                                 |        |                     |         |                     |         |                 |             |        |                 |
| 1 to 9.....        | 347                     | 2 847   | 207                             | 655    | 319                 | 2 192   | 398                 | 1 756   | 180             | 46          | 250    | 8               |
| 10 to 49.....      | 628                     | 12 540  | 465                             | 2 407  | 553                 | 10 133  | 659                 | 14 896  | 1 408           | 172         | 3 351  | 116             |
| 50 to 99.....      | 171                     | 8 147   | 140                             | 1 417  | 147                 | 6 730   | 186                 | 12 594  | 1 146           | 65          | 3 478  | 133             |
| 100 to 199.....    | 123                     | 11 911  | 99                              | 1 926  | 112                 | 9 985   | 128                 | 17 105  | 1 644           | 41          | 3 844  | 141             |
| 200 to 499.....    | 119                     | 22 144  | 93                              | 2 950  | 112                 | 19 194  | 120                 | 34 586  | 3 262           | 41          | 9 053  | 360             |
| 500 to 999.....    | 66                      | 24 656  | 55                              | 3 178  | 62                  | 21 478  | 68                  | 45 148  | 4 483           | 20          | 8 828  | 369             |
| 1,000 or more..... | 61                      | 94 278  | 52                              | 10 568 | 61                  | 83 710  | 63                  | 158 545 | 15 888          | 16          | 18 102 | 682             |
| None sold.....     | 722                     | 2 540   | 195                             | 372    | 668                 | 2 168   | (X)                 | (X)     | (X)             | (X)         | (X)    | (X)             |

**Table 37. Hogs and Pigs—Inventory, Sales, and Litters by Total Litters Farrowed: 1987**

[For meaning of abbreviations and symbols, see introductory text]

| Litters farrowed   | Hogs and pigs inventory |         |                                 |         |                     |         | Hogs and pigs sales             |         |                 |             |        |                 |
|--|-------------------------|---------|---------------------------------|---------|---------------------|---------|---------------------------------|---------|-----------------|-------------|--------|-----------------|
|  | Total                   |         | Used or to be used for breeding |         | Other hogs and pigs |         | Total                           |         |                 | Feeder pigs |        |                 |
|  | Farms                   | Number  | Farms                           | Number  | Farms               | Number  | Farms                           | Number  | Value (\$1,000) | Farms       | Number | Value (\$1,000) |
| Total litters farrowed.....                              | 1 344                   | 150 887 | 1 306                           | 23 473  | 1 141               | 127 414 | 1 158                           | 240 716 | 22 878          | 401         | 46 906 | 1 808           |
| Farms with—  |                         |         |                                 |         |                     |         |                                 |         |                 |             |        |                 |
| 1.....   | 209                     | 1 191   | 199                             | 273     | 182                 | 918     | 107                             | 802     | 77              | 26          | 199    | 6               |
| 2 to 4.....  | 519                     | 6 374   | 498                             | 1 691   | 406                 | 4 683   | 432                             | 8 363   | 786             | 135         | 2 114  | 75              |
| 5 to 9.....  | 190                     | 5 187   | 183                             | 1 247   | 165                 | 3 940   | 190                             | 7 225   | 631             | 72          | 2 414  | 87              |
| 10 to 19.....  | 167                     | 8 623   | 167                             | 2 155   | 140                 | 6 468   | 169                             | 13 727  | 1 184           | 68          | 4 537  | 157             |
| 20 to 49.....  | 125                     | 16 568  | 125                             | 3 171   | 117                 | 13 397  | 125                             | 26 892  | 2 280           | 59          | 9 862  | 414             |
| 50 to 99.....  | 62                      | 18 445  | 62                              | 2 795   | 59                  | 15 650  | 62                              | 31 568  | 2 983           | 18          | 7 528  | 300             |
| 100 to 199.....  | 38                      | 24 792  | 38                              | 3 300   | 38                  | 21 492  | 39                              | 38 640  | 3 841           | 14          | 7 551  | 321             |
| 200 or more.....   | 34                      | 69 707  | 34                              | 8 841   | 34                  | 60 866  | 34                              | 113 499 | 11 095          | 9           | 12 701 | 447             |
| No litters farrowed.....                                 | 893                     | 28 176  | -                               | -       | 893                 | 28 176  | 464                             | 43 914  | 5 133           | -           | -      | -               |
| Litters farrowed between Dec. 1, 1986, and Nov. 30, 1987 |                         |         |                                 |         |                     |         |                                 |         |                 |             |        |                 |
| Litters farrowed   | Total                   |         | Dec. 1, 1986, and May 31, 1987  |         |                     |         | June 1, 1987, and Nov. 30, 1987 |         |                 |             |        |                 |
|  | Farms                   | Litters | Farms                           | Litters | Farms               | Litters | Farms                           | Litters | Farms           | Litters     |        |                 |
|  |                         |         |                                 |         |                     |         |                                 |         |                 |             |        |                 |
| Total litters farrowed.....                              | 1 358                   | 33 653  | 1 231                           | 16 856  | 1 079               | 16 797  |                                 |         |                 |             |        |                 |
| Farms with—  |                         |         |                                 |         |                     |         |                                 |         |                 |             |        |                 |
| 1.....   | 210                     | 210     | 181                             | 181     | 29                  | 29      |                                 |         |                 |             |        |                 |
| 2 to 4.....  | 528                     | 1 430   | 473                             | 740     | 460                 | 690     |                                 |         |                 |             |        |                 |
| 5 to 9.....  | 190                     | 1 248   | 167                             | 622     | 169                 | 626     |                                 |         |                 |             |        |                 |
| 10 to 19.....  | 170                     | 2 127   | 155                             | 1 008   | 165                 | 1 119   |                                 |         |                 |             |        |                 |
| 20 to 49.....  | 125                     | 3 908   | 121                             | 1 848   | 123                 | 2 060   |                                 |         |                 |             |        |                 |
| 50 to 99.....  | 62                      | 4 306   | 61                              | 2 206   | 61                  | 2 100   |                                 |         |                 |             |        |                 |
| 100 to 199.....  | 39                      | 5 255   | 39                              | 2 778   | 38                  | 2 477   |                                 |         |                 |             |        |                 |
| 200 or more.....   | 34                      | 15 169  | 34                              | 7 473   | 34                  | 7 696   |                                 |         |                 |             |        |                 |

**Table 38. Sheep and Lambs—Inventory and Sales: 1987 and 1982**

[For meaning of abbreviations and symbols, see introductory text]

| Item  | 1987  |        | 1982  |        |
|---|-------|--------|-------|--------|
|   | Farms | Number | Farms | Number |
| Sheep and lambs inventory.....                            | 218   | 5 395  | 177   | 4 742  |
| Farms with—   |       |        |       |        |
| 1 to 24.....  | 158   | 1 254  | 123   | 990    |
| 25 to 99.....   | 52    | 2 352  | 45    | 1 946  |
| 100 to 299.....   | 5     | 674    | 7     | (D)    |
| 300 to 999.....   | 3     | 1 115  | 2     | (D)    |
| 1,000 to 2,499.....                                       | -     | -      | -     | -      |
| 2,500 or more.....  | -     | -      | -     | -      |
| Ewes 1 year old or older.....                             | 166   | 3 282  | 147   | 2 876  |
| Sheep and lambs shorn.....                                | 148   | 4 128  | 111   | 3 374  |
| Pounds of wool.....                                       | (X)   | 23 183 | (X)   | 22 017 |
| Sheep and lambs sold.....                                 | 153   | 2 597  | 127   | 2 597  |
| Value of sales from sheep, lambs, and wool (\$1,000)..... | 175   | 172    | 144   | 122    |



**Table 39. Sheep and Lambs—Inventory and Sales by Size of Flock: 1987**

[For meaning of abbreviations and symbols, see introductory text]

| Sheep and lambs       | Sheep and lambs inventory |        |                          |        | Sheep and lambs shorn |        |                | Sales           |        |                        |                 |
|-----------------------|---------------------------|--------|--------------------------|--------|-----------------------|--------|----------------|-----------------|--------|------------------------|-----------------|
|                       | Total                     |        | Ewes 1 year old or older |        | Farms                 | Number | Pounds of wool | Sheep and lambs |        | Sheep, lambs, and wool |                 |
|                       | Farms                     | Number | Farms                    | Number |                       |        |                | Farms           | Number | Farms                  | Value (\$1,000) |
| Total inventory ..... | 218                       | 5 395  | 166                      | 3 282  | 148                   | 4 128  | 23 183         | 145             | 2 570  | 167                    | 171             |
| Farms with—           |                           |        |                          |        |                       |        |                |                 |        |                        |                 |
| 1 to 24 .....         | 158                       | 1 254  | 106                      | 697    | 89                    | 931    | 5 204          | 86              | 789    | 107                    | 52              |
| 25 to 99 .....        | 52                        | 2 352  | 52                       | 1 516  | 51                    | 1 761  | 9 692          | 51              | 1 043  | 52                     | 67              |
| 100 to 299 .....      | 5                         | 674    | 5                        | 452    | 5                     | 519    | 3 025          | 5               | 352    | 5                      | 20              |
| 300 to 999 .....      | 3                         | 1 115  | 3                        | 617    | 3                     | 917    | 5 262          | 3               | 386    | 3                      | 31              |
| 1,000 to 2,499 .....  | -                         | -      | -                        | -      | -                     | -      | -              | -               | -      | -                      | -               |
| 2,500 to 4,999 .....  | -                         | -      | -                        | -      | -                     | -      | -              | -               | -      | -                      | -               |
| 5,000 or more .....   | -                         | -      | -                        | -      | -                     | -      | -              | -               | -      | -                      | -               |
| No inventory .....    | (X)                       | (X)    | (X)                      | (X)    | -                     | -      | -              | 8               | 27     | 8                      | 2               |

**Table 40. Sheep and Lambs—Inventory and Sales by Size of Ewe Flock: 1987**

[For meaning of abbreviations and symbols, see introductory text]

| Ewes 1 year old or older | Sheep and lambs inventory |        |                          |        | Sheep and lambs shorn |        |                | Sales           |        |                        |                 |
|--------------------------|---------------------------|--------|--------------------------|--------|-----------------------|--------|----------------|-----------------|--------|------------------------|-----------------|
|                          | Total                     |        | Ewes 1 year old or older |        | Farms                 | Number | Pounds of wool | Sheep and lambs |        | Sheep, lambs, and wool |                 |
|                          | Farms                     | Number | Farms                    | Number |                       |        |                | Farms           | Number | Farms                  | Value (\$1,000) |
| Total inventory .....    | 166                       | 5 214  | 166                      | 3 282  | 134                   | 4 074  | 22 906         | 125             | 2 446  | 141                    | 163             |
| Farms with—              |                           |        |                          |        |                       |        |                |                 |        |                        |                 |
| 1 to 24 .....            | 128                       | 1 817  | 128                      | 1 072  | 96                    | 1 403  | 7 682          | 87              | 989    | 103                    | 64              |
| 25 to 99 .....           | 35                        | 2 345  | 35                       | 1 464  | 35                    | 1 870  | 10 317         | 35              | 1 031  | 35                     | 77              |
| 100 to 199 .....         | 1                         | (D)    | 1                        | (D)    | 1                     | (D)    | (D)            | 1               | (D)    | 1                      | (D)             |
| 200 to 499 .....         | 2                         | (D)    | 2                        | (D)    | 2                     | (D)    | (D)            | 2               | (D)    | 2                      | (D)             |
| 500 to 999 .....         | -                         | -      | -                        | -      | -                     | -      | -              | -               | -      | -                      | -               |
| 1,000 to 2,499 .....     | -                         | -      | -                        | -      | -                     | -      | -              | -               | -      | -                      | -               |
| 2,500 to 4,999 .....     | -                         | -      | -                        | -      | -                     | -      | -              | -               | -      | -                      | -               |
| 5,000 or more .....      | -                         | -      | -                        | -      | -                     | -      | -              | -               | -      | -                      | -               |
| No inventory .....       | 52                        | 181    | (X)                      | (X)    | 14                    | 54     | 277            | 28              | 151    | 34                     | 9               |

**Table 41. Other Livestock and Livestock Products—Inventory and Sales: 1987 and 1982**

[For meaning of abbreviations and symbols, see introductory text]

| Item   | Inventory |        | Sales     |           |
|--|-----------|--------|-----------|-----------|
|  | 1987      | 1982   | 1987      | 1982      |
| Horses and ponies ----- farms..                        | 6 256     | 6 842  | 991       | 961       |
| number..   | 28 179    | 26 273 | 3 208     | 3 228     |
| \$1,000..  | (X)       | (X)    | 2 314     | 3 339     |
| Mules, burros, and donkeys ----- farms..               | 395       | 247    | 35        | 18        |
| number..   | 732       | 416    | 49        | 30        |
| \$1,000..  | (X)       | (X)    | 7         | 7         |
| Colonies of bees ----- farms..                         | 646       | 793    | 32        | 25        |
| number..   | 31 005    | 33 028 | 4 389     | 6 526     |
| Honey sold ----- farms..                               | (X)       | (X)    | 183       | 108       |
| pounds..   | (X)       | (X)    | 1 472 051 | 1 660 645 |
| Bees and honey sold ----- farms..                      | (X)       | (X)    | 197       | (NA)      |
| \$1,000..  | (X)       | (X)    | 997       | 1 076     |
| Goats ----- farms..                                    | 527       | 522    | 134       | 175       |
| number..   | 5 323     | 5 752  | 1 447     | 1 948     |
| Angora goats ----- farms..                             | 21        | 5      | -         | 1         |
| number..   | 206       | 23     | -         | (D)       |
| Mohair sold ----- farms..                              | (X)       | (X)    | 17        | 3         |
| pounds..   | (X)       | (X)    | 1 405     | 133       |
| Angora goats and mohair sold ----- farms..             | (X)       | (X)    | 17        | (NA)      |
| \$1,000..  | (X)       | (X)    | (D)       | (D)       |
| Milk goats ----- farms..                               | 120       | 212    | 18        | 66        |
| number..   | 844       | 1 463  | 115       | 570       |
| Goats milk sold ----- farms..                          | (X)       | (X)    | 4         | 8         |
| gallons..  | (X)       | (X)    | (D)       | 1 374     |
| Milk goats and goats milk sold ----- farms..           | (X)       | (X)    | 19        | (NA)      |
| \$1,000..  | (X)       | (X)    | 7         | 42        |
| Other goats ----- farms..                              | 409       | 322    | 117       | 109       |
| number..   | 4 273     | 4 266  | 1 332     | (D)       |
| \$1,000..  | (X)       | (X)    | 31        | (D)       |
| Mink and their pelts ----- farms..                     | 1         | 1      | 2         | 1         |
| number..   | (D)       | (D)    | (D)       | (D)       |
| \$1,000..  | (X)       | (X)    | (D)       | (D)       |
| Rabbits and their pelts ----- farms..                  | 118       | 70     | 30        | 34        |
| number..   | 6 453     | 4 806  | 35 881    | 6 331     |
| \$1,000..  | (X)       | (X)    | 76        | 31        |
| Fish and other aquaculture products sold ----- farms.. | (X)       | (X)    | 420       | 334       |
| \$1,000..  | (X)       | (X)    | 140 789   | 48 516    |
| Other livestock and livestock products ----- farms..   | 49        | (NA)   | 27        | (NA)      |
| \$1,000..  | (X)       | (X)    | 1 015     | (D)       |

**Table 42. Crops Harvested and Value of Production: 1987 and 1982**

[For meaning of abbreviations and symbols, see introductory text]

| Crop  | 1987   |           |            |  | 1982   |           |            |  |
|---|--------|-----------|------------|--|--------|-----------|------------|--|
|   | Farms  | Acres     | Quantity   | Value of production <sup>1</sup> (\$1,000) | Farms  | Acres     | Quantity   | Value of production <sup>1</sup> (\$1,000) |
| Harvested cropland .....  | 24 305 | 4 272 651 | (X)        | 1 039 672                                  | 31 122 | 5 799 772 | (X)        | 1 222 202                                  |
| Corn for grain or seed (bushels) .....  | 4 020  | 120 361   | 9 369 093  | 19 675                                     | 5 510  | 80 914    | 4 757 736  | 13 560                                     |
| Corn for silage or green chop or cut for dry fodder, hogged or grazed .....                             | 610    | 39 509    | (X)        | 7 976                                      | 1 113  | (D)       | (X)        | 15 613                                     |
| Sorghum for grain or seed (bushels) .....   | 1 414  | 111 250   | 6 758 881  | 12 842                                     | 834    | 89 477    | 4 817 320  | 10 116                                     |
| Sorghum for silage or green chop, cut for dry forage or hay, or hogged or grazed .....                  | 202    | 10 324    | (X)        | 1 400                                      | 465    | 21 665    | (X)        | 4 779                                      |
| Wheat for grain (bushels) .....   | 1 991  | 283 477   | 9 674 702  | 29 024                                     | 4 297  | 809 015   | 29 185 697 | 87 557                                     |
| Barley for grain (bushels) .....  | 1      | (D)       | (D)        | 1  | 11     | 208       | 5 964      | 9  |
| Oats for grain (bushels) .....  | 164    | 5 097     | 257 147    | 334  | 334    | 11 295    | 613 125    | 766  |
| Rye for grain (bushels) .....   | 10     | 304       | 6 605      | 10   | 19     | 223       | 4 617      | 10   |
| Rice (cwt) .....  | 803    | 195 505   | 10 466 632 | 78 500                                     | 714    | 240 303   | 10 106 176 | 80 344                                     |
| Flaxseed (bushels) .....  | -      | -         | -          | -  | -      | -         | -          | -  |
| Sunflower seed (pounds) .....   | 1      | (D)       | (D)        | (Z)  | -      | -         | -          | -  |
| Soybeans for beans (bushels) .....  | 6 475  | 2 006 263 | 41 329 519 | 233 512                                    | 11 131 | 3 459 091 | 81 944 364 | 454 791                                    |
| Dry edible beans, excluding dry limas (cwt) .....   | -      | -         | -          | -  | -      | -         | -          | -  |
| Peanuts for nuts (pounds) .....   | 215    | 5 259     | 11 846 676 | 3 199                                      | 759    | 4 598     | 8 518 806  | -  |
| Cotton (bales) .....  | 4 225  | 1 028 249 | 1 654 648  | 570 837                                    | 3 710  | 978 496   | 1 641 939  | 474 509                                    |
| Tobacco (pounds) .....  | -      | -         | -          | -  | 1      | (D)       | (D)        | 2  |
| Irish potatoes (cwt) .....  | 59     | 71        | 8 980      | 94   | 177    | 240       | 34 650     | 243  |
| Sweetpotatoes (bushels) .....   | 116    | 2 603     | 528 564    | 3 647                                      | 272    | 3 364     | 667 728    | 2 758                                      |
| Pineapples harvested (tons) .....   | -      | -         | -          | -  | -      | -         | -          | -  |
| Sugar beets for sugar (tons) .....  | -      | -         | -          | -  | -      | -         | -          | -  |
| Sugarcane for sugar (tons) .....  | -      | -         | -          | -  | -      | -         | -          | -  |
| Hay—alfalfa, other tame, small grain, wild, grass silage, green chop, etc. (see text) (tons, dry) ..... | 15 501 | 585 346   | 1 092 059  | 52 577                                     | 18 257 | 607 011   | 1 148 110  | 56 205                                     |
| Vegetables harvested for sale (see text) .....  | 767    | 8 650     | (X)        | 5 693                                      | 1 363  | 11 530    | (X)        | 4 963                                      |
| Land in orchards .....  | 1 326  | 17 982    | (X)        | 2 699                                      | 1 548  | 18 413    | (X)        | 2 051                                      |
| Berries harvested for sale .....  | 109    | 323       | (X)        | 366  | 72     | 137       | (X)        | 115  |
| Nursery and greenhouse crops, mushrooms, and sod grown for sale (see text) .....                        | 269    | 1 657     | (X)        | 17 146                                     | 250    | 1 725     | (X)        | 13 522                                     |
| Other crops .....   | 56     | 2 532     | (X)        | 140  | (NA)   | (NA)      | (X)        | 289  |

<sup>1</sup>Data are estimated; see text.

**Table 43. Specified Crops Harvested—Yield Per Acre Irrigated and Nonirrigated: 1987**

[For meaning of abbreviations and symbols, see introductory text]

| Crop  | Entire crop irrigated |         |                        | Part of crop irrigated |                 |                     |                        | None of crop irrigated |           |                        |
|---|-----------------------|---------|------------------------|------------------------|-----------------|---------------------|------------------------|------------------------|-----------|------------------------|
|   | Farms                 | Acres   | Average yield per acre | Farms                  | Acres irrigated | Acres not irrigated | Average yield per acre | Farms                  | Acres     | Average yield per acre |
| Corn for grain or seed (bushels) .....  | 54                    | 2 377   | 116.0                  | 19                     | 2 249           | 3 193               | 98.9                   | 3 947                  | 112 542   | 76.0                   |
| Corn for silage or green chop (tons, green) .....                                   | 14                    | 599     | 14.2                   | 5                      | 748             | 1 640               | 16.4                   | 584                    | 36 454    | 12.4                   |
| Sorghum for grain or seed (bushels) .....   | 37                    | 2 833   | 77.6                   | 22                     | 1 517           | 1 787               | 73.4                   | 1 355                  | 105 113   | 59.9                   |
| Wheat for grain (bushels) .....   | 22                    | (D)     | (D)                    | 13                     | (D)             | (D)                 | (D)                    | 1 956                  | (D)       | (D)                    |
| Oats for grain (bushels) .....  | 1                     | (D)     | (D)                    | -                      | -               | -                   | -                      | 163                    | (D)       | (D)                    |
| Barley for grain (bushels) .....  | -                     | -       | -                      | -                      | -               | -                   | -                      | 1                      | (D)       | (D)                    |
| Rice (cwt) .....  | 803                   | 195 505 | 53.5                   | -                      | -               | -                   | -                      | -                      | -         | -                      |
| Soybeans for beans (bushels) .....  | 159                   | 55 627  | 30.2                   | 537                    | 162 200         | 231 433             | 24.1                   | 5 779                  | 1 557 003 | 19.4                   |
| Peanuts for nuts (pounds) .....   | 11                    | 315     | 2 472.3                | 10                     | 987             | 910                 | 2 269.0                | 194                    | 3 047     | 2 219.7                |
| Dry edible beans, excluding dry limas (cwt) .....                                   | -                     | -       | -                      | -                      | -               | -                   | -                      | -                      | -         | -                      |
| Cotton (bales) .....  | 139                   | 41 896  | 1.8                    | 513                    | 156 653         | 165 241             | 1.8                    | 3 573                  | 664 459   | 1.5                    |
| Tobacco (pounds) .....  | -                     | -       | -                      | -                      | -               | -                   | -                      | -                      | -         | -                      |
| Irish potatoes (cwt) .....  | -                     | -       | -                      | -                      | -               | -                   | -                      | 59                     | 71        | 125.9                  |
| Sugar beets for sugar (tons) .....  | -                     | -       | -                      | -                      | -               | -                   | -                      | -                      | -         | -                      |
| Sugarcane for sugar (tons) .....  | -                     | -       | -                      | -                      | -               | -                   | -                      | -                      | -         | -                      |
| Alfalfa hay (tons, dry) .....   | 10                    | (D)     | (D)                    | 2                      | (D)             | (D)                 | (D)                    | 938                    | (D)       | (D)                    |
| Small grain hay (tons, dry) .....   | 14                    | (D)     | (D)                    | 2                      | (D)             | (D)                 | (D)                    | 2 312                  | (D)       | (D)                    |
| Tame hay other than alfalfa, small grain, and wild hay (see text) (tons, dry) ..... | 46                    | 951     | 1.7                    | 16                     | 189             | 623                 | 1.7                    | 10 113                 | 363 060   | 2.0                    |
| Wild hay (tons, dry) .....  | 6                     | 85      | 1.3                    | 4                      | 138             | 375                 | 2.1                    | 3 496                  | 114 041   | 1.5                    |
| Grass silage, haylage, and green chop hay (tons, green) .....                       | 1                     | (D)     | (D)                    | -                      | -               | -                   | -                      | 321                    | (D)       | (D)                    |
| Alfalfa seed (pounds) .....   | -                     | -       | -                      | -                      | -               | -                   | -                      | -                      | -         | -                      |
| Vegetables harvested for sale (see text) .....                                      | 59                    | 794     | (X)                    | 26                     | 585             | 525                 | (X)                    | 682                    | 6 746     | (X)                    |
| Land in orchards .....  | 118                   | 821     | (X)                    | 39                     | 869             | 3 036               | (X)                    | 1 169                  | 13 256    | (X)                    |
| Strawberries harvested for sale (pounds) .....                                      | 8                     | 33      | 5 971.7                | -                      | -               | -                   | -                      | 11                     | 54        | 1 814.6                |

**Table 44. Specified Crops by Acres Harvested: 1987 and 1982**

[For meaning of abbreviations and symbols, see introductory text]

| Crop   | 1987  |           |            |                |         |        | 1982      |            |                |         |  |
|--|-------|-----------|------------|----------------|---------|--------|-----------|------------|----------------|---------|--|
|  | Farms | Acres     | Quantity   | Irrigated land |         | Farms  | Acres     | Quantity   | Irrigated land |         |  |
|  |       |           |            | Farms          | Acres   |        |           |            | Farms          | Acres   |  |
| Corn for grain or seed (bushels)               | 4 020 | 120 361   | 9 369 093  | 73             | 4 626   | 5 510  | 80 914    | 4 757 736  | 78             | 2 909   |  |
| 1 to 14 acres                                  | 2 665 | 14 986    | 826 599    | 35             | 151     | 4 419  | 23 135    | 1 038 863  | 48             | 192     |  |
| 15 to 24 acres                                 | 417   | 7 539     | 459 120    | 6              | 109     | 8 220  | 8 220     | 408 477    | 4              | 69      |  |
| 25 to 49 acres                                 | 386   | 12 937    | 916 656    | 4              | 146     | 334    | 10 987    | 635 867    | 4              | 142     |  |
| 50 to 99 acres                                 | 260   | 17 662    | 1 354 136  | 8              | 507     | 138    | 8 743     | 539 615    | 5              | 348     |  |
| 100 to 249 acres                               | 208   | 30 422    | 2 616 912  | 11             | 1 509   | 130    | 18 776    | 1 302 972  | 14             | 1 700   |  |
| 250 to 499 acres                               | 62    | 20 008    | 1 841 166  | 6              | (D)     | 23     | 7 397     | 511 424    | 3              | 458     |  |
| 500 to 999 acres                               | 17    | 10 470    | 908 340    | 1              | (D)     | 3      | (D)       | (D)        | -              | -       |  |
| 1,000 acres or more                            | 5     | 6 337     | 446 164    | 2              | (D)     | 1      | (D)       | (D)        | -              | -       |  |
| 1,000 to 1,999 acres                           | 5     | (X)       | (X)        | 2              | (X)     | 1      | (X)       | (X)        | -              | (X)     |  |
| 2,000 to 2,999 acres                           | -     | (X)       | (X)        | -              | (X)     | -      | -         | -          | -              | -       |  |
| 3,000 to 4,999 acres                           | -     | (X)       | (X)        | -              | (X)     | -      | -         | (X)        | -              | (X)     |  |
| 5,000 acres or more                            | -     | (X)       | (X)        | -              | (X)     | -      | -         | (X)        | -              | (X)     |  |
| Corn for silage or green chop (tons, green)    | 603   | 39 441    | 498 102    | 19             | 1 347   | 1 110  | 50 916    | 624 355    | 22             | 1 140   |  |
| 1 to 14 acres                                  | 151   | 926       | 10 852     | 6              | (D)     | 434    | 2 465     | 29 688     | 9              | 43      |  |
| 15 to 24 acres                                 | 67    | 1 246     | 15 018     | -              | -       | 139    | 2 500     | 30 014     | -              | -       |  |
| 25 to 49 acres                                 | 127   | 4 270     | 53 915     | 2              | (D)     | 198    | 8 952     | 82 496     | 2              | (D)     |  |
| 50 to 99 acres                                 | 138   | 9 313     | 115 683    | 4              | 280     | 190    | 12 520    | 156 622    | 4              | 180     |  |
| 100 to 249 acres                               | 97    | 13 060    | 155 290    | 4              | 400     | 123    | 17 354    | 216 259    | 6              | 570     |  |
| 250 to 499 acres                               | 15    | 4 740     | 64 275     | 2              | (D)     | 16     | 5 665     | 63 666     | 1              | (D)     |  |
| 500 to 999 acres                               | 7     | (D)       | (D)        | -              | -       | 3      | (D)       | (D)        | -              | -       |  |
| 1,000 acres or more                            | 1     | (D)       | (D)        | 1              | (D)     | 1      | (D)       | (D)        | -              | -       |  |
| Sorghum for grain or seed (bushels)            | 1 414 | 111 250   | 6 758 881  | 59             | 4 350   | 834    | 89 477    | 4 817 320  | 6              | 431     |  |
| 1 to 14 acres                                  | 214   | 1 774     | 80 855     | 4              | 20      | 137    | 886       | 45 736     | 1              | (D)     |  |
| 15 to 24 acres                                 | 168   | 3 212     | 177 758    | 5              | 85      | 74     | 1 395     | 71 331     | -              | -       |  |
| 25 to 49 acres                                 | 345   | 11 965    | 688 910    | 18             | 632     | 140    | 4 794     | 258 620    | 2              | (D)     |  |
| 50 to 99 acres                                 | 326   | 22 265    | 1 327 065  | 7              | 414     | 204    | 13 902    | 737 889    | -              | -       |  |
| 100 to 249 acres                               | 277   | 40 224    | 2 535 032  | 16             | 1 655   | 197    | 28 786    | 1 472 937  | 2              | (D)     |  |
| 250 to 499 acres                               | 73    | 23 031    | 1 465 721  | 9              | 1 544   | 56     | 18 615    | 949 353    | 1              | (D)     |  |
| 500 to 999 acres                               | 8     | 4 829     | 294 040    | -              | -       | 21     | 13 134    | 783 156    | -              | -       |  |
| 1,000 acres or more                            | 3     | 3 950     | 189 500    | -              | -       | 5      | 7 965     | 498 298    | -              | -       |  |
| 1,000 to 1,999 acres                           | 3     | (X)       | (X)        | -              | (X)     | 4      | (X)       | (X)        | -              | (X)     |  |
| 2,000 to 2,999 acres                           | -     | (X)       | (X)        | -              | (X)     | -      | -         | -          | -              | -       |  |
| 3,000 to 4,999 acres                           | -     | (X)       | (X)        | -              | (X)     | 1      | (X)       | (X)        | -              | (X)     |  |
| 5,000 acres or more                            | -     | (X)       | (X)        | -              | (X)     | -      | -         | -          | -              | -       |  |
| Sorghum for silage or green chop (tons, green) | 195   | 10 172    | 116 278    | 3              | 52      | 462    | 21 660    | 265 465    | 5              | 158     |  |
| Wheat for grain (bushels)                      | 1 991 | 283 477   | 9 674 702  | 35             | 6 773   | 4 297  | 809 015   | 29 185 697 | 23             | 6 129   |  |
| 1 to 14 acres                                  | 177   | 1 450     | 40 867     | -              | -       | 289    | 2 408     | 66 028     | 2              | (D)     |  |
| 15 to 24 acres                                 | 160   | 3 151     | 92 966     | -              | -       | 297    | 5 634     | 170 545    | 1              | (D)     |  |
| 25 to 49 acres                                 | 317   | 11 282    | 333 242    | 3              | 115     | 625    | 21 907    | 670 348    | 3              | 100     |  |
| 50 to 99 acres                                 | 441   | 30 165    | 967 710    | 7              | 524     | 841    | 57 542    | 1 834 094  | -              | -       |  |
| 100 to 249 acres                               | 587   | 90 084    | 3 092 663  | 12             | 1 529   | 1 286  | 196 381   | 6 720 391  | 4              | 285     |  |
| 250 to 499 acres                               | 215   | 73 000    | 2 598 398  | 9              | (D)     | 600    | 202 105   | 7 336 342  | 5              | 1 421   |  |
| 500 to 999 acres                               | 76    | 49 220    | 1 651 227  | 3              | (D)     | 273    | 178 518   | 6 890 843  | 6              | 2 569   |  |
| 1,000 acres or more                            | 18    | 25 125    | 897 629    | 1              | (D)     | 86     | 144 520   | 5 497 106  | 2              | (D)     |  |
| 1,000 to 1,999 acres                           | 16    | (X)       | (X)        | -              | (X)     | 63     | (X)       | (X)        | 1              | (X)     |  |
| 2,000 to 2,999 acres                           | 1     | (X)       | (X)        | 1              | (X)     | -      | -         | -          | -              | -       |  |
| 3,000 to 4,999 acres                           | 1     | (X)       | (X)        | -              | (X)     | 23     | (X)       | (X)        | 1              | (X)     |  |
| 5,000 acres or more                            | -     | (X)       | (X)        | -              | (X)     | -      | -         | -          | -              | -       |  |
| Oats for grain (bushels)                       | 164   | 5 097     | 257 147    | 1              | (D)     | 334    | 11 295    | 613 125    | -              | -       |  |
| Rice (cwt)                                     | 803   | 195 505   | 10 466 632 | 803            | 195 505 | 714    | 240 303   | 10 106 176 | 714            | 240 303 |  |
| 1 to 14 acres                                  | 12    | (D)       | (D)        | 12             | (D)     | 12     | (D)       | (D)        | 12             | (D)     |  |
| 15 to 24 acres                                 | 1     | (D)       | (D)        | 1              | (D)     | 2      | (D)       | (D)        | 2              | (D)     |  |
| 25 to 49 acres                                 | 46    | 1 661     | 80 927     | 46             | 1 661   | 21     | 801       | 37 671     | 21             | 801     |  |
| 50 to 99 acres                                 | 118   | 8 712     | 423 262    | 118            | 8 712   | 58     | 4 330     | 175 909    | 58             | 4 330   |  |
| 100 to 249 acres                               | 352   | 58 843    | 3 001 050  | 352            | 58 843  | 239    | 40 141    | 1 714 704  | 239            | 40 141  |  |
| 250 to 499 acres                               | 195   | 65 449    | 3 556 399  | 195            | 65 449  | 253    | 87 406    | 3 689 598  | 253            | 87 406  |  |
| 500 to 999 acres                               | 66    | 42 784    | 2 344 648  | 66             | 42 784  | 105    | 70 034    | 2 925 062  | 105            | 70 034  |  |
| 1,000 acres or more                            | 13    | 17 904    | 1 053 852  | 13             | 17 904  | 24     | 37 489    | 1 559 477  | 24             | 37 489  |  |
| 1,000 to 1,999 acres                           | 12    | (X)       | (X)        | 12             | (X)     | 19     | (X)       | (X)        | 19             | (X)     |  |
| 2,000 to 2,999 acres                           | 1     | (X)       | (X)        | 1              | (X)     | -      | -         | -          | -              | -       |  |
| 3,000 to 4,999 acres                           | -     | (X)       | (X)        | -              | (X)     | 5      | (X)       | (X)        | 5              | (X)     |  |
| 5,000 acres or more                            | -     | (X)       | (X)        | -              | (X)     | -      | -         | -          | -              | -       |  |
| Cotton (bales)                                 | 4 225 | 1 028 249 | 1 654 648  | 652            | 198 549 | 3 710  | 978 496   | 1 641 939  | 219            | 59 647  |  |
| 1 to 14 acres                                  | 527   | 4 358     | 4 712      | 7              | 42      | 440    | 3 515     | 4 082      | 6              | 30      |  |
| 15 to 24 acres                                 | 340   | 6 487     | 6 951      | 10             | 162     | 291    | 5 486     | 6 925      | 5              | 60      |  |
| 25 to 49 acres                                 | 521   | 18 255    | 21 120     | 25             | 780     | 462    | 16 317    | 21 090     | 7              | 222     |  |
| 50 to 99 acres                                 | 506   | 35 509    | 45 030     | 42             | 2 552   | 485    | 33 972    | 46 282     | 6              | 332     |  |
| 100 to 249 acres                               | 1 037 | 171 295   | 247 706    | 158            | 19 280  | 788    | 129 151   | 197 495    | 27             | 2 167   |  |
| 250 to 499 acres                               | 713   | 241 527   | 369 861    | 172            | 35 398  | 621    | 218 833   | 356 936    | 60             | 10 798  |  |
| 500 to 999 acres                               | 419   | 284 365   | 478 611    | 146            | 52 121  | 439    | 296 798   | 516 638    | 64             | 17 015  |  |
| 1,000 acres or more                            | 162   | 266 453   | 480 657    | 92             | 88 214  | 184    | 274 424   | 492 491    | 44             | 29 023  |  |
| 1,000 to 1,999 acres                           | 133   | (X)       | (X)        | 68             | (X)     | 157    | (X)       | (X)        | 36             | (X)     |  |
| 2,000 to 2,999 acres                           | 17    | (X)       | (X)        | 13             | (X)     | -      | -         | -          | -              | -       |  |
| 3,000 to 4,999 acres                           | 7     | (X)       | (X)        | 6              | (X)     | 27     | (X)       | (X)        | 8              | (X)     |  |
| 5,000 acres or more                            | 5     | (X)       | (X)        | 5              | (X)     | -      | -         | -          | -              | -       |  |
| Soybeans for beans (bushels)                   | 6 475 | 2 006 263 | 41 329 519 | 696            | 217 827 | 11 131 | 3 459 091 | 81 944 364 | 417            | 119 423 |  |
| 1 to 14 acres                                  | 422   | 3 541     | 68 551     | 3              | 23      | 864    | 7 485     | 172 941    | 5              | 49      |  |
| 15 to 24 acres                                 | 473   | 8 878     | 161 978    | 5              | 85      | 871    | 16 449    | 369 975    | 5              | 81      |  |
| 25 to 49 acres                                 | 833   | 28 727    | 523 555    | 31             | 942     | 1 597  | 55 444    | 1 207 470  | 8              | 242     |  |
| 50 to 99 acres                                 | 1 031 | 71 153    | 1 306 345  | 50             | 2 732   | 1 649  | 112 679   | 2 451 013  | 13             | 594     |  |
| 100 to 249 acres                               | 1 436 | 227 230   | 4 230 069  | 130            | 13 478  | 2 182  | 341 783   | 7 452 615  | 33             | 2 811   |  |
| 250 to 499 acres                               | 1 032 | 357 389   | 7 010 953  | 174            | 34 543  | 1 809  | 634 003   | 14 356 572 | 98             | 14 751  |  |
| 500 to 999 acres                               | 807   | 541 407   | 11 124 849 | 159            | 58 263  | 1 399  | 948 272   | 22 361 026 | 138            | 36 566  |  |
| 1,000 acres or more                            | 441   | 767 938   | 16 903 219 | 144            | 107 761 | 760    | 1 342 976 | 33 572 752 | 117            | 64 329  |  |
| 1,000 to 1,999 acres                           | 333   | (X)       | (X)        | 109            | (X)     | 570    | (X)       | (X)        | 84             | (X)     |  |
| 2,000 to 2,999 acres                           | 70    | (X)       | (X)        | 24             | (X)     | -      | -         | -          | -              | -       |  |
| 3,000 to 4,999 acres                           | 28    | (X)       | (X)        | 8              | (X)     | 190    | (X)       | (X)        | 33             | (X)     |  |
| 5,000 acres or more                            | 10    | (X)       | (X)        | 3              | (X)     | -      | -         | -          | -              | -       |  |
| Sweetpotatoes (bushels)                        | 116   | 2 603     | 528 564    | 5              | 80      | 272    | 3 364     | 667 728    | 16             | 88      |  |
| 0.1 to 0.9 acres                               | 25    | 9         | 1 340      | -              | -       | 100    | 35        | 5 348      | 6              | 2       |  |
| 1.0 to 4.9 acres                               | 26    | 50        | 5 533      | 2              | (D)     | 84     | 146       | 15 710     | 7              | 9       |  |
| 5.0 to 14.9 acres                              | 20    | (D)       | 24 378     | 2              | (D)     | 22     | 187       | 30 720     | -              | -       |  |
| 15.0 to 24.9 acres                             | 4     | (D)       | (D)        | -              | -       | 21     | 387       | 69 090     | 1              | (D)     |  |
| 25.0 to 49.9 acres                             | 24    | (D)       | (D)        | -              | -       | 22     | 708       | 123 510    | -              | -       |  |
| 50.0 to 99.9 acres                             | 11    | 704       | 158 400    | 1              | (D)     | 16     | 1 095     | 239 550    | 2              | (D)     |  |
| 100.0 acres or more                            | 6     | 740       | 165 600    | -              | -       | 7      | 806       | 183 800    | -              | -       |  |
| Peanuts for nuts (pounds)                      | 215   | 5 259     | 11 846 676 | 21             | 1 302   | 759    | 4 598     | 8 518 806  | 17             | 629     |  |

**Table 44. Specified Crops by Acres Harvested: 1987 and 1982—Con.**

[For meaning of abbreviations and symbols, see introductory text]

| Crop   | 1987   |         |           |                |       | 1982   |         |           |                |       |
|--|--------|---------|-----------|----------------|-------|--------|---------|-----------|----------------|-------|
|  | Farms  | Acres   | Quantity  | Irrigated land |       | Farms  | Acres   | Quantity  | Irrigated land |       |
|  |        |         |           | Farms          | Acres |        |         |           | Farms          | Acres |
| Hay—alfalfa, other tame, small grain, wild, grass silage, green chop, etc. (see text)(tons, dry) | 15 501 | 585 346 | 1 092 059 | 95             | 2 018 | 18 257 | 607 011 | 1 148 110 | 64             | 1 088 |
| 1 to 14 acres  | 5 180  | 42 121  | 75 938    | 36             | 256   | 7 298  | 57 090  | 98 612    | 29             | 146   |
| 15 to 24 acres   | 3 492  | 64 146  | 115 314   | 22             | 379   | 3 944  | 72 244  | 127 894   | 11             | 150   |
| 25 to 49 acres   | 3 591  | 119 522 | 227 540   | 17             | 382   | 3 755  | 124 565 | 230 578   | 13             | 339   |
| 50 to 99 acres   | 1 962  | 124 447 | 239 040   | 14             | 407   | 2 002  | 126 761 | 245 972   | 6              | 277   |
| 100 to 249 acres   | 1 062  | 143 873 | 275 885   | 5              | (D)   | 1 064  | 146 470 | 284 444   | 4              | (D)   |
| 250 to 499 acres   | 173    | 54 558  | 96 606    | 1              | (D)   | 150    | 48 351  | 92 699    | 1              | (D)   |
| 500 to 999 acres   | 28     | 17 300  | 32 598    | 1              | (D)   | 38     | 22 925  | 41 849    | 1              | (D)   |
| 1,000 acres or more  | 13     | 19 379  | 29 138    | —              | —     | 5      | 8 605   | 26 062    | —              | —     |
| 1,000 to 1,999 acres   | 1      | (X)     | (X)       | —              | (X)   | —      | (X)     | (X)       | —              | (X)   |
| 2,000 to 2,999 acres   | 2      | (X)     | (X)       | —              | (X)   | —      | (X)     | (X)       | —              | (X)   |
| 3,000 to 4,999 acres   | —      | (X)     | (X)       | —              | (X)   | 1      | (X)     | (X)       | —              | (X)   |
| 5,000 acres or more  | —      | (X)     | (X)       | —              | (X)   | —      | (X)     | (X)       | —              | (X)   |
| Alfalfa hay (tons, dry)  | 950    | 26 632  | 55 656    | 12             | 309   | 1 150  | 23 351  | 49 560    | 11             | 115   |
| Small grain hay (tons, dry)  | 2 328  | 66 983  | 112 978   | 16             | 341   | 3 103  | 82 371  | 139 426   | 13             | 250   |
| Tame hay other than alfalfa, small grain, and wild hay (see text)(tons, dry)                     | 10 175 | 364 823 | 733 265   | 62             | 1 140 | 12 694 | 401 045 | 804 165   | 31             | 475   |
| 1 to 14 acres  | 3 489  | 28 255  | 56 501    | 29             | 178   | 5 116  | 39 850  | 74 583    | 17             | 82    |
| 15 to 24 acres   | 2 326  | 42 544  | 83 739    | 10             | 171   | 2 886  | 52 837  | 99 269    | 4              | 45    |
| 25 to 49 acres   | 2 340  | 77 688  | 160 728   | 9              | 190   | 2 591  | 84 822  | 169 355   | 6              | 185   |
| 50 to 99 acres   | 1 283  | 80 781  | 170 567   | 11             | 261   | 1 349  | 83 690  | 172 652   | 4              | 163   |
| 100 to 249 acres   | 616    | 82 580  | 166 516   | 3              | 340   | 644    | 87 310  | 178 606   | —              | —     |
| 250 to 499 acres   | 93     | 29 407  | 52 230    | —              | —     | 83     | 26 591  | 52 516    | —              | —     |
| 500 to 999 acres   | 21     | 13 223  | 23 734    | —              | —     | 29     | 17 410  | 31 666    | —              | —     |
| 1,000 acres or more  | 7      | 10 245  | 19 250    | —              | —     | 6      | 8 345   | 25 518    | —              | —     |
| Wild hay (tons, dry)   | 3 506  | 114 639 | 169 395   | 10             | (D)   | 3 059  | 84 345  | 125 719   | 12             | 117   |
| Grass silage, haylage, and green chop hay (tons, green)  | 322    | 12 269  | 62 299    | 1              | (D)   | 417    | 15 899  | 87 732    | 4              | 131   |
| Vegetables harvested for sale (see text)   | 767    | 8 650   | (X)       | 85             | 1 379 | 1 363  | 11 530  | (X)       | 102            | 677   |
| 0.1 to 0.9 acres   | 54     | 25      | (X)       | 10             | 4     | 91     | 43      | (X)       | 13             | 6     |
| 1.0 to 4.9 acres   | 385    | 875     | (X)       | 41             | 78    | 757    | 1 795   | (X)       | 42             | 91    |
| 5.0 to 14.9 acres  | 207    | 1 592   | (X)       | 16             | 106   | 305    | 2 273   | (X)       | 24             | 125   |
| 15.0 to 24.9 acres   | 43     | 795     | (X)       | 4              | 46    | 98     | 1 763   | (X)       | 9              | 112   |
| 25.0 to 49.9 acres   | 43     | 1 439   | (X)       | 4              | (D)   | 67     | 2 069   | (X)       | 10             | 198   |
| 50.0 to 99.9 acres   | 15     | 953     | (X)       | 2              | (D)   | 34     | 2 121   | (X)       | 3              | (D)   |
| 100.0 to 249.9 acres   | 18     | (D)     | (X)       | 7              | (D)   | 11     | 1 466   | (X)       | 1              | (D)   |
| 250.0 to 499.9 acres   | 2      | (D)     | (X)       | 1              | (D)   | —      | —       | (X)       | —              | —     |
| 500.0 to 749.9 acres   | —      | —       | (X)       | —              | —     | —      | —       | (X)       | —              | —     |
| 750.0 to 999.9 acres   | —      | —       | (X)       | —              | —     | —      | —       | (X)       | —              | —     |
| 1,000.0 acres or more  | —      | —       | (X)       | —              | —     | —      | —       | (X)       | —              | —     |
| 1,000.0 to 1,999.9 acres   | —      | (X)     | (X)       | —              | (X)   | —      | (X)     | (X)       | —              | (X)   |
| 2,000.0 to 2,999.9 acres   | —      | (X)     | (X)       | —              | (X)   | —      | (X)     | (X)       | —              | (X)   |
| 3,000.0 acres or more  | —      | (X)     | (X)       | —              | (X)   | —      | (X)     | (X)       | —              | (X)   |
| Watermelons  | 346    | 3 471   | (X)       | 20             | 194   | 642    | 5 234   | (X)       | 22             | 31    |
| Land in orchards   | 1 326  | 17 982  | (X)       | 157            | 1 690 | 1 548  | 18 413  | (X)       | 87             | 571   |
| 0.1 to 0.9 acres   | 113    | 57      | (X)       | 19             | 9     | 107    | 56      | (X)       | 7              | 4     |
| 1.0 to 4.9 acres   | 585    | 1 276   | (X)       | 70             | 163   | 717    | 1 647   | (X)       | 47             | 87    |
| 5.0 to 14.9 acres  | 397    | 3 129   | (X)       | 36             | 300   | 463    | 3 620   | (X)       | 21             | 136   |
| 15.0 to 24.9 acres   | 101    | 1 844   | (X)       | 12             | 127   | 121    | 2 207   | (X)       | 3              | 55    |
| 25.0 to 49.9 acres   | 72     | 2 446   | (X)       | 6              | 187   | 77     | 2 612   | (X)       | 6              | 155   |
| 50.0 to 99.9 acres   | 36     | 2 328   | (X)       | 5              | 128   | 34     | 2 275   | (X)       | 2              | (D)   |
| 100.0 to 249.9 acres   | 12     | 1 829   | (X)       | 4              | 448   | 22     | 2 865   | (X)       | 1              | —     |
| 250.0 to 499.9 acres   | 7      | 2 392   | (X)       | 4              | (D)   | 5      | (D)     | (X)       | 1              | (D)   |
| 500.0 to 749.9 acres   | 1      | (D)     | (X)       | —              | —     | —      | —       | (X)       | —              | —     |
| 750.0 to 999.9 acres   | 1      | (D)     | (X)       | —              | —     | 2      | (D)     | (X)       | —              | —     |
| 1,000.0 acres or more  | 1      | (D)     | (X)       | 1              | (D)   | —      | —       | (X)       | —              | —     |
| 1,000.0 to 1,999.9 acres   | 1      | (X)     | (X)       | 1              | (X)   | —      | (X)     | (X)       | —              | (X)   |
| 2,000.0 to 2,999.9 acres   | —      | (X)     | (X)       | —              | (X)   | —      | (X)     | (X)       | —              | (X)   |
| 3,000.0 acres or more  | —      | (X)     | (X)       | —              | (X)   | —      | (X)     | (X)       | —              | (X)   |

**Table 45. Specified Fruits and Nuts by Acres: 1987 and 1982**

[For meaning of abbreviations and symbols, see introductory text]

| Crop                  | Total |       |                | Trees or vines not of bearing age |        | Trees or vines of bearing age |         | Harvested |           |
|-----------------------|-------|-------|----------------|-----------------------------------|--------|-------------------------------|---------|-----------|-----------|
|                       | Farms | Acres | Trees or vines | Farms                             | Number | Farms                         | Number  | Farms     | Pounds    |
| Peaches               | 475   | 1 782 | 149 388        | 290                               | 47 109 | 378                           | 102 279 | 140       | 810 202   |
| 1982                  | 525   | 1 513 | 119 048        | 402                               | 54 624 | 375                           | 64 424  | 189       | 2 372 583 |
| 1987 acres harvested: | 241   | 78    | 3 933          | 154                               | 1 652  | 175                           | 2 281   | 70        | 20 125    |
| 0.1 to 0.9 acres      | 155   | 284   | 21 830         | 89                                | 8 379  | 134                           | 13 451  | 45        | 134 913   |
| 1.0 to 4.9 acres      | 44    | 356   | 30 883         | 24                                | 8 700  | 38                            | 22 183  | 15        | 243 616   |
| 5.0 to 14.9 acres     | 20    | 360   | 34 352         | 14                                | 15 748 | 18                            | 18 604  | 8         | (D)       |
| 15.0 to 24.9 acres    | 9     | 316   | 27 900         | 4                                 | 6 700  | 7                             | 21 200  | 1         | (D)       |
| 25.0 to 49.9 acres    | 5     | (D)   | (D)            | 4                                 | (D)    | 5                             | (D)     | 1         | (D)       |
| 50.0 to 99.9 acres    | 1     | (D)   | (D)            | 1                                 | (D)    | 1                             | (D)     | —         | —         |
| 100.0 acres or more   | —     | —     | —              | —                                 | —      | —                             | —       | —         | —         |
| 1982 acres harvested: | 313   | 107   | 4 989          | 230                               | 2 613  | 227                           | 2 376   | 106       | 33 801    |
| 0.1 to 0.9 acres      | 144   | 263   | 17 599         | 116                               | 9 436  | 99                            | 8 183   | 42        | 170 560   |
| 1.0 to 4.9 acres      | 47    | 392   | 32 908         | 42                                | 19 029 | 32                            | 13 879  | 26        | 536 802   |
| 5.0 to 14.9 acres     | 8     | 140   | 15 957         | 6                                 | 11 371 | 5                             | 4 586   | 4         | 86 250    |
| 15.0 to 24.9 acres    | 8     | 272   | 19 955         | 5                                 | 7 645  | 7                             | 12 310  | 6         | 413 460   |
| 25.0 to 49.9 acres    | 5     | 339   | 27 640         | 3                                 | 4 530  | 5                             | 23 110  | 5         | 1 131 710 |
| 50.0 to 99.9 acres    | —     | —     | —              | —                                 | —      | —                             | —       | —         | —         |
| 100.0 acres or more   | —     | —     | —              | —                                 | —      | —                             | —       | —         | —         |

**Table 45. Specified Fruits and Nuts by Acres: 1987 and 1982—Con.**

[For meaning of abbreviations and symbols, see introductory text]

| Crop                           | Total |        |                | Trees or vines not of bearing age |         | Trees or vines of bearing age |         | Harvested |           |
|--------------------------------|-------|--------|----------------|-----------------------------------|---------|-------------------------------|---------|-----------|-----------|
|                                | Farms | Acres  | Trees or vines | Farms                             | Number  | Farms                         | Number  | Farms     | Pounds    |
| Pecans (in shell) ----- 1987.. | 987   | 15 153 | 245 348        | 593                               | 120 150 | 848                           | 125 198 | 563       | 3 361 244 |
| ----- 1982..                   | 1 225 | 16 118 | 233 509        | 531                               | 88 285  | 1 084                         | 145 224 | 535       | 1 811 301 |
| 1987 acres harvested:          |       |        |                |                                   |         |                               |         |           |           |
| 0.1 to 0.9 acres -----         | 141   | 48     | 1 256          | 80                                | 549     | 103                           | 707     | 39        | 8 088     |
| 1.0 to 4.9 acres -----         | 348   | 787    | 11 254         | 206                               | 4 575   | 302                           | 6 679   | 197       | 108 788   |
| 5.0 to 14.9 acres -----        | 312   | 2 473  | 33 013         | 188                               | 13 096  | 276                           | 19 917  | 188       | 239 421   |
| 15.0 to 24.9 acres -----       | 76    | 1 388  | 19 286         | 52                                | 9 931   | 68                            | 9 355   | 46        | 78 126    |
| 25.0 to 49.9 acres -----       | 62    | 2 128  | 32 459         | 41                                | (D)     | 57                            | (D)     | 53        | 341 835   |
| 50.0 to 99.9 acres -----       | 29    | 1 921  | 26 677         | 15                                | (D)     | 25                            | (D)     | 23        | 378 176   |
| 100.0 acres or more -----      | 19    | 6 408  | 121 403        | 11                                | 64 809  | 17                            | (D)     | 17        | 2 206 800 |
| 100.0 to 249.9 acres -----     | 9     | (X)    | (X)            | 4                                 | (X)     | 8                             | (X)     | 8         | (X)       |
| 250.0 to 499.9 acres -----     | 7     | (X)    | (X)            | 4                                 | (X)     | 7                             | (X)     | 7         | (X)       |
| 500.0 acres or more -----      | 3     | (X)    | (X)            | 3                                 | (X)     | 2                             | (X)     | 2         | (X)       |
| 1982 acres harvested:          |       |        |                |                                   |         |                               |         |           |           |
| 0.1 to 0.9 acres -----         | 172   | 55     | 1 249          | 98                                | 566     | 121                           | 683     | 52        | 5 224     |
| 1.0 to 4.9 acres -----         | 441   | 1 076  | 14 004         | 188                               | 3 503   | 389                           | 10 501  | 213       | 125 607   |
| 5.0 to 14.9 acres -----        | 378   | 3 005  | 34 929         | 156                               | 8 079   | 355                           | 26 850  | 160       | 195 608   |
| 15.0 to 24.9 acres -----       | 111   | 2 022  | 25 049         | 39                                | 3 899   | 105                           | 21 150  | 47        | 72 676    |
| 25.0 to 49.9 acres -----       | 67    | 2 278  | 34 317         | 25                                | 12 950  | 61                            | 21 367  | 22        | 66 873    |
| 50.0 to 99.9 acres -----       | 29    | 1 921  | 25 132         | 11                                | 4 610   | 28                            | 20 522  | 22        | 249 092   |
| 100.0 acres or more -----      | 27    | 5 762  | 98 829         | 14                                | 54 678  | 25                            | 44 151  | 19        | 1 096 221 |
| 100.0 to 249.9 acres -----     | 20    | (X)    | (X)            | 9                                 | (X)     | 19                            | (X)     | 13        | (X)       |
| 250.0 to 499.9 acres -----     | 5     | (X)    | (X)            | 3                                 | (X)     | 5                             | (X)     | 5         | (X)       |
| 500.0 acres or more -----      | 2     | (X)    | (X)            | 2                                 | (X)     | 1                             | (X)     | 1         | (X)       |

**Table 46. Nursery and Greenhouse Crops, Mushrooms, and Sod Grown for Sale by Value of Sales: 1987 and 1982**

[For meaning of abbreviations and symbols, see introductory text]

| Crop  | Under glass or other protection |             | In the open |       | Sales |                 |
|---|---------------------------------|-------------|-------------|-------|-------|-----------------|
|   | Farms                           | Square feet | Farms       | Acres | Farms | Value (\$1,000) |
| Nursery and greenhouse crops, mushrooms, and sod grown for sale (see text) ----- 1987.. | 188                             | 3 199 786   | 146         | 1 585 | 269   | 17 146          |
| ----- 1982..  | 188                             | 2 481 550   | 131         | 1 669 | 250   | 13 522          |
| 1987 value of sales:  |                                 |             |             |       |       |                 |
| \$1 to \$2,499 sales -----  | 30                              | 28 581      | 22          | 54    | 51    | 67              |
| \$2,500 to \$9,999 sales -----  | 51                              | 214 528     | 26          | 92    | 70    | 378             |
| \$10,000 to \$39,999 sales -----  | 52                              | 412 946     | 48          | 236   | 77    | 1 474           |
| \$40,000 to \$99,999 sales -----  | 22                              | 299 138     | 19          | 211   | 29    | 1 776           |
| \$100,000 to \$199,999 sales -----  | 15                              | 459 797     | 14          | 216   | 18    | 2 487           |
| \$200,000 to \$499,999 sales -----  | 12                              | 1 007 396   | 12          | 690   | 17    | 5 458           |
| \$500,000 sales or more -----   | 6                               | 777 400     | 5           | 86    | 7     | 5 507           |
| Bedding plants ----- 1987..   | 78                              | 978 570     | 20          | 53    | 86    | 4 325           |
| ----- 1982..  | 83                              | 647 649     | 18          | 41    | 88    | 2 227           |
| Foliage and potted flowering plants, total ----- 1987..                                 | 88                              | 1 225 359   | 20          | 60    | 94    | 5 570           |
| ----- 1982..  | 81                              | 802 941     | 27          | 36    | 94    | 3 721           |
| Foliage plants ----- 1987..   | 55                              | 410 722     | 13          | 51    | 58    | 1 826           |
| Potted flowering plants ----- 1987..  | 48                              | 814 637     | 11          | 9     | 51    | 3 745           |
| Nursery crops ----- 1987..  | 44                              | 606 021     | 90          | 582   | 99    | 5 330           |
| ----- 1982..  | 43                              | 853 112     | 76          | 702   | 87    | 6 281           |

**Table 47. Farms by Concentration of Market Value of Agricultural Products Sold: 1987**

[For meaning of abbreviations and symbols, see introductory text]

| Characteristics  | All farms  | Fewest number of farms accounting for— |                     |                     |                     |
|--|------------|--|---------------------|---------------------|---------------------|
|  |            | 10 percent of sales                    | 25 percent of sales | 50 percent of sales | 75 percent of sales |
| Farms.....number.....  | 34 074     | 55                                     | 313                 | 1 255               | 3 223               |
| .....percent.....  | 100.0      | .2                                     | .9                  | 3.7                 | 9.5                 |
| Land in farms.....acres.....   | 10 746 190 | 268 730                                | 1 101 788           | 2 393 686           | 4 139 458           |
| Average size of farm.....acres.....                                    | 315        | 4 886                                  | 3 520               | 1 907               | 1 284               |
| Value of land and buildings <sup>1</sup> .....farms.....               | 34 075     | 55                                     | 313                 | 1 255               | 3 028               |
| .....\$1,000.....  | 7 333 235  | 227 593                                | 924 023             | 1 886 469           | 3 008 830           |
| Average per farm.....dollars.....                                      | 215 209    | 4 138 055                              | 2 952 150           | 1 503 163           | 993 669             |
| Average per acre.....dollars.....                                      | 697        | 847                                    | 839                 | 788                 | 747                 |
| Estimated market value of all machinery and equipment.....\$1,000..... | 1 187 399  | 39 700                                 | 132 198             | 284 439             | 492 866             |
| .....percent.....  | 100.0      | 3.3                                    | 11.1                | 24.0                | 41.5                |
| Land in farms according to use:  |            |  |                     |                     |                     |
| Total cropland.....acres.....  | 6 747 639  | 195 836                                | 863 765             | 1 902 550           | 3 244 859           |
| Harvested cropland.....acres.....                                      | 4 272 651  | 152 148                                | 670 399             | 1 461 486           | 2 462 130           |
| Pastureland, excluding woodland pastured.....acres.....                | 2 380 148  | 32 503                                 | 103 902             | 220 981             | 448 978             |
| Market value of agricultural products sold.....\$1,000.....            | 1 862 903  | 188 192                                | 466 390             | 931 463             | 1 387 227           |
| Average per farm.....dollars.....                                      | 54 672     | 3 421 674                              | 1 490 063           | 742 202             | 433 518             |
| Grains.....farms.....  | 7 902      | 26                                     | 200                 | 681                 | 1 713               |
| .....\$1,000.....  | 357 668    | 12 124                                 | 67 091              | 148 553             | 248 433             |
| Cotton and cottonseed.....farms.....                                   | 4 215      | 21                                     | 178                 | 573                 | 1 344               |
| .....\$1,000.....  | 514 013    | 38 534                                 | 153 491             | 288 691             | 413 233             |
| Tobacco.....farms.....   | -          | -                                      | -                   | -                   | -                   |
| .....\$1,000.....  | -          | -                                      | -                   | -                   | -                   |
| Hay, silage, and field seeds.....farms.....                            | 3 649      | 3                                      | 16                  | 85                  | 235                 |
| .....\$1,000.....  | 10 978     | 70                                     | (D)                 | 842                 | 1 699               |
| Vegetables, sweet corn, and melon.....farms.....                       | 766        | 1                                      | 1                   | 4                   | 26                  |
| .....\$1,000.....  | 5 693      | (D)                                    | (D)                 | (D)                 | 756                 |
| Fruits, nuts, and berries.....farms.....                               | 541        | -                                      | 14                  | 31                  | 52                  |
| .....\$1,000.....  | 2 757      | -                                      | 664                 | 1 054               | 1 100               |
| Nursery and greenhouse crops.....farms.....                            | 269        | -                                      | 3                   | 12                  | 35                  |
| .....\$1,000.....  | 17 146     | -                                      | 3 100               | 7 677               | 12 147              |
| Other crops.....farms.....   | 266        | -                                      | 5                   | 22                  | 53                  |
| .....\$1,000.....  | 5 658      | -                                      | 457                 | 2 209               | 4 105               |
| Poultry and poultry products.....farms.....                            | 1 785      | 17                                     | 59                  | 417                 | 1 013               |
| .....\$1,000.....  | 463 748    | 76 773                                 | 119 742             | 290 345             | 432 206             |
| Dairy products.....farms.....  | 895        | 1                                      | 7                   | 44                  | 257                 |
| .....\$1,000.....  | 99 080     | (D)                                    | 6 100               | 18 552              | 60 351              |
| Cattle and calves.....farms.....                                       | 22 087     | 7                                      | 63                  | 386                 | 1 197               |
| .....\$1,000.....  | 212 736    | 10 038                                 | 24 018              | 42 727              | 70 795              |
| Hogs and pigs.....farms.....   | 1 622      | 2                                      | 9                   | 40                  | 128                 |
| .....\$1,000.....  | 28 011     | (D)                                    | 4 026               | 9 672               | 15 753              |
| Sheep, lambs, and wool.....farms.....                                  | 175        | -                                      | -                   | 1                   | 12                  |
| .....\$1,000.....  | 172        | -                                      | -                   | (D)                 | 24                  |
| Other livestock and livestock products (see text).....farms.....       | 1 779      | 16                                     | 62                  | 150                 | 250                 |
| .....\$1,000.....  | 145 243    | 48 435                                 | 87 366              | 120 894             | 136 626             |
| Total farm production expenses <sup>1</sup> .....farms.....            | 34 075     | 55                                     | 313                 | 1 255               | 3 028               |
| .....\$1,000.....  | 1 465 201  | 161 646                                | 381 415             | 740 327             | 1 069 165           |
| Selected farm production expenses <sup>1</sup> :                       |            |  |                     |                     |                     |
| Livestock and poultry purchased.....farms.....                         | 9 144      | 32                                     | 126                 | 619                 | 1 453               |
| .....\$1,000.....  | 138 882    | 33 281                                 | 50 150              | 82 790              | 108 686             |
| Feed for livestock and poultry.....farms.....                          | 19 926     | 32                                     | 140                 | 680                 | 1 713               |
| .....\$1,000.....  | 328 167    | 42 187                                 | 80 838              | 192 859             | 281 008             |
| Commercial fertilizer.....farms.....                                   | 22 557     | 27                                     | 229                 | 870                 | 2 211               |
| .....\$1,000.....  | 90 795     | 3 389                                  | 14 868              | 30 461              | 51 027              |
| Agricultural chemicals.....farms.....                                  | 16 597     | 27                                     | 238                 | 910                 | 2 272               |
| .....\$1,000.....  | 130 399    | 8 879                                  | 33 997              | 64 887              | 95 764              |
| Petroleum products.....farms.....                                      | 32 592     | 55                                     | 312                 | 1 250               | 3 011               |
| .....\$1,000.....  | 86 016     | 5 394                                  | 15 646              | 31 864              | 50 987              |
| Electricity.....farms.....   | 15 537     | 53                                     | 300                 | 1 189               | 2 842               |
| .....\$1,000.....  | 20 614     | 2 957                                  | 5 803               | 9 854               | 14 330              |
| Hired farm labor.....farms.....  | 13 073     | 54                                     | 307                 | 1 189               | 2 732               |
| .....\$1,000.....  | 142 341    | 15 938                                 | 43 670              | 82 369              | 115 506             |
| Interest.....farms.....  | 14 197     | 47                                     | 268                 | 1 082               | 2 535               |
| .....\$1,000.....  | 90 636     | 7 358                                  | 17 892              | 35 667              | 55 636              |
| Payments from government programs.....farms.....                       | 7 821      | 19                                     | 186                 | 649                 | 1 676               |
| .....\$1,000.....  | 159 539    | 7 421                                  | 32 726              | 68 687              | 109 258             |
| Inventory of selected livestock:                                       |            |  |                     |                     |                     |
| Cattle and calves.....farms.....                                       | 22 482     | 7                                      | 63                  | 387                 | 1 190               |
| .....number.....   | 1 147 219  | 32 492                                 | 72 514              | 135 251             | 273 556             |
| Milk cows.....farms.....   | 1 643      | 1                                      | 7                   | 46                  | 264                 |
| .....number.....   | 71 834     | (D)                                    | 4 305               | 11 536              | 38 013              |
| Hogs and pigs.....farms.....   | 2 237      | 2                                      | 9                   | 43                  | 138                 |
| .....number.....   | 179 063    | (D)                                    | 26 939              | 58 781              | 92 923              |

<sup>1</sup>Data are based on a sample of farms.

**Table 48. Summary by Tenure of Operator: 1987**

[For meaning of abbreviations and symbols, see introductory text]

| Item  | All farms  |             |             |           | Farms with sales of \$10,000 or more |             |             |           |
|---|------------|-------------|-------------|-----------|--------------------------------------|-------------|-------------|-----------|
|   | Total      | Full owners | Part owners | Tenants   | Total                                | Full owners | Part owners | Tenants   |
| <b>FARMS AND LAND IN FARMS</b>                    |            |             |             |           |                                      |             |             |           |
| Farms ----- number...                             | 34 074     | 22 012      | 8 949       | 3 113     | 11 968                               | 5 036       | 4 994       | 1 938     |
| ----- percent...                                  | 100.0      | 64.6        | 26.3        | 9.1       | 35.1                                 | 14.8        | 14.7        | 5.7       |
| Land in farms ----- acres...                      | 10 746 190 | 4 103 371   | 4 622 938   | 2 019 881 | 7 921 209                            | 2 035 219   | 3 996 100   | 1 889 890 |
| ----- Average size of farm ----- acres...         | 315        | 186         | 517         | 649       | 662                                  | 404         | 800         | 975       |
| <b>MARKET VALUE OF AGRICULTURAL PRODUCTS SOLD</b> |            |             |             |           |                                      |             |             |           |
| Total sales (see text) ----- farms...             | 34 074     | 22 012      | 8 949       | 3 113     | 11 968                               | 5 036       | 4 994       | 1 938     |
| ----- \$1,000...                                  | 1 862 903  | 698 005     | 734 741     | 430 157   | 1 795 046                            | 649 677     | 719 178     | 426 191   |
| ----- Average per farm ----- dollars...           | 54 672     | 31 710      | 82 103      | 138 181   | 149 987                              | 129 007     | 144 009     | 219 913   |
| Farms by value of sales:                          |            |             |             |           |                                      |             |             |           |
| Less than \$1,000 (see text) ----- farms...       | 5 310      | 4 557       | 521         | 232       | -                                    | -           | -           | -         |
| \$1,000 to \$2,499 ----- farms...                 | 5 799      | 4 615       | 863         | 321       | -                                    | -           | -           | -         |
| \$2,500 to \$4,999 ----- farms...                 | 5 985      | 4 413       | 1 261       | 311       | -                                    | -           | -           | -         |
| \$5,000 to \$9,999 ----- farms...                 | 5 012      | 3 391       | 1 310       | 311       | -                                    | -           | -           | -         |
| \$10,000 to \$19,999 ----- farms...               | 3 307      | 1 888       | 1 117       | 302       | 3 307                                | 1 888       | 1 117       | 302       |
| \$20,000 to \$24,999 ----- farms...               | 763        | 352         | 331         | 80        | 763                                  | 352         | 331         | 80        |
| \$25,000 to \$39,999 ----- farms...               | 1 303      | 534         | 602         | 167       | 1 303                                | 534         | 602         | 167       |
| \$40,000 to \$49,999 ----- farms...               | 468        | 175         | 215         | 78        | 468                                  | 175         | 215         | 78        |
| \$50,000 to \$99,999 ----- farms...               | 1 710      | 491         | 890         | 329       | 1 710                                | 491         | 890         | 329       |
| \$100,000 to \$249,999 ----- farms...             | 2 405      | 820         | 1 067       | 518       | 2 405                                | 820         | 1 067       | 518       |
| \$250,000 to \$499,999 ----- farms...             | 1 318      | 530         | 528         | 260       | 1 318                                | 530         | 528         | 260       |
| \$500,000 to \$999,999 ----- farms...             | 522        | 195         | 183         | 144       | 522                                  | 195         | 183         | 144       |
| \$1,000,000 or more ----- farms...                | 172        | 51          | 61          | 60        | 172                                  | 51          | 61          | 60        |
| Grains  |            |             |             |           |                                      |             |             |           |
| ----- farms...                                    | 7 902      | 2 671       | 3 517       | 1 714     | 5 265                                | 1 073       | 2 776       | 1 416     |
| ----- \$1,000...                                  | 357 668    | 51 295      | 178 648     | 127 726   | 350 287                              | 47 437      | 176 143     | 126 706   |
| Sales of \$50,000 or more ----- farms...          | 1 764      | 208         | 939         | 623       | 1 764                                | 208         | 939         | 623       |
| ----- \$1,000...                                  | 290 155    | 36 223      | 143 031     | 110 901   | 290 155                              | 36 223      | 143 031     | 110 901   |
| Corn for grain                                    |            |             |             |           |                                      |             |             |           |
| ----- farms...                                    | 1 849      | 806         | 866         | 177       | 976                                  | 226         | 623         | 127       |
| ----- \$1,000...                                  | 15 519     | 2 695       | 10 130      | 2 695     | 14 271                               | 1 932       | 9 737       | 2 602     |
| ----- farms...                                    | 1 941      | 403         | 1 045       | 493       | 1 663                                | 250         | 948         | 465       |
| ----- \$1,000...                                  | 26 643     | 3 663       | 14 858      | 8 122     | 26 058                               | 3 325       | 14 656      | 8 077     |
| Soybeans ----- farms...                           | 6 421      | 1 844       | 3 016       | 1 561     | 4 702                                | 1 561       | 2 503       | 1 321     |
| ----- \$1,000...                                  | 221 571    | 33 559      | 116 057     | 71 955    | 216 371                              | 31 013      | 114 221     | 71 137    |
| Sorghum for grain                                 |            |             |             |           |                                      |             |             |           |
| ----- farms...                                    | 1 257      | 245         | 632         | 380       | 1 097                                | 151         | 590         | 356       |
| ----- \$1,000...                                  | 11 432     | 1 245       | 6 085       | 4 102     | 11 147                               | (D)         | 6 016       | (D)       |
| Barley ----- farms...                             | 1          | 1           | -           | -         | -                                    | -           | -           | -         |
| ----- \$1,000...                                  | (D)        | (D)         | -           | -         | -                                    | -           | -           | -         |
| Oats ----- farms...                               | 71         | 25          | 41          | 5         | 50                                   | 12          | 35          | 3         |
| ----- \$1,000...                                  | (D)        | (D)         | 140         | 9         | 182                                  | (D)         | 136         | (D)       |
| Other grains ----- farms...                       | 809        | 107         | 306         | 396       | 799                                  | 100         | 306         | 393       |
| ----- \$1,000...                                  | 82 296     | 10 075      | 31 377      | 40 843    | 82 258                               | 10 061      | 31 377      | 40 820    |
| Cotton and cottonseed                             |            |             |             |           |                                      |             |             |           |
| ----- farms...                                    | 4 215      | 1 154       | 1 878       | 1 183     | 3 573                                | 726         | 1 732       | 1 115     |
| ----- \$1,000...                                  | 514 013    | 54 603      | 221 446     | 237 964   | 511 680                              | 53 086      | 220 882     | 237 711   |
| Sales of \$50,000 or more ----- farms...          | 2 083      | 226         | 1 066       | 791       | 2 083                                | 226         | 1 066       | 791       |
| ----- \$1,000...                                  | 481 559    | 44 554      | 206 592     | 230 414   | 481 559                              | 44 554      | 206 592     | 230 414   |
| Tobacco   |            |             |             |           |                                      |             |             |           |
| ----- farms...                                    | -          | -           | -           | -         | -                                    | -           | -           | -         |
| ----- \$1,000...                                  | -          | -           | -           | -         | -                                    | -           | -           | -         |
| Sales of \$50,000 or more ----- farms...          | -          | -           | -           | -         | -                                    | -           | -           | -         |
| ----- \$1,000...                                  | -          | -           | -           | -         | -                                    | -           | -           | -         |
| Hay, silage, and field seeds                      |            |             |             |           |                                      |             |             |           |
| ----- farms...                                    | 3 649      | 2 200       | 1 251       | 198       | 1 343                                | 552         | 704         | 87        |
| ----- \$1,000...                                  | 10 978     | 5 054       | 5 134       | 790       | 7 087                                | 2 306       | 4 211       | 571       |
| Sales of \$50,000 or more ----- farms...          | 8          | -           | 6           | 2         | 8                                    | -           | 6           | 2         |
| ----- \$1,000...                                  | 647        | (D)         | (D)         | (D)       | 647                                  | (D)         | (D)         | (D)       |
| Vegetables, sweet corn, and melons                |            |             |             |           |                                      |             |             |           |
| ----- farms...                                    | 766        | 506         | 219         | 41        | 256                                  | 116         | 123         | 17        |
| ----- \$1,000...                                  | 5 693      | 2 411       | 2 890       | 391       | 4 643                                | 1 619       | 2 677       | 346       |
| Sales of \$50,000 or more ----- farms...          | 22         | 8           | 12          | 2         | 22                                   | 8           | 12          | 2         |
| ----- \$1,000...                                  | 1 788      | (D)         | 1 034       | (D)       | 1 788                                | (D)         | 1 034       | (D)       |
| Fruits, nuts, and berries                         |            |             |             |           |                                      |             |             |           |
| ----- farms...                                    | 541        | 384         | 113         | 44        | 174                                  | 68          | 73          | 33        |
| ----- \$1,000...                                  | 2 757      | 1 573       | 805         | 379       | 2 280                                | 1 157       | 762         | 361       |
| Sales of \$50,000 or more ----- farms...          | 14         | 7           | 4           | 3         | 14                                   | 7           | 4           | 3         |
| ----- \$1,000...                                  | 1 518      | 833         | 483         | 202       | 1 518                                | 833         | 483         | 202       |
| Nursery and greenhouse crops                      |            |             |             |           |                                      |             |             |           |
| ----- farms...                                    | 269        | 226         | 24          | 19        | 161                                  | 130         | 18          | 13        |
| ----- \$1,000...                                  | 17 146     | 13 833      | 2 157       | 1 156     | 16 749                               | 13 468      | 2 149       | 1 133     |
| Sales of \$50,000 or more ----- farms...          | 63         | 50          | 8           | 5         | 63                                   | 50          | 8           | 5         |
| ----- \$1,000...                                  | 14 887     | 11 899      | 1 996       | 992       | 14 887                               | 11 899      | 1 996       | 992       |
| Other crops                                       |            |             |             |           |                                      |             |             |           |
| ----- farms...                                    | 266        | 125         | 105         | 36        | 139                                  | 22          | 84          | 33        |
| ----- \$1,000...                                  | 5 658      | 850         | 3 419       | 1 389     | 5 495                                | 725         | 3 394       | 1 377     |
| Sales of \$50,000 or more ----- farms...          | 30         | 3           | 21          | 6         | 30                                   | 3           | 21          | 6         |
| ----- \$1,000...                                  | 3 920      | 561         | 2 521       | 838       | 3 920                                | 561         | 2 521       | 838       |
| Poultry and poultry products                      |            |             |             |           |                                      |             |             |           |
| ----- farms...                                    | 1 785      | 1 453       | 297         | 35        | 1 429                                | 1 173       | 234         | 22        |
| ----- \$1,000...                                  | 463 748    | 360 431     | 88 431      | 14 886    | 463 565                              | 360 288     | 88 393      | 14 885    |
| Sales of \$50,000 or more ----- farms...          | 1 276      | 1 061       | 196         | 19        | 1 276                                | 1 061       | 196         | 19        |
| ----- \$1,000...                                  | 460 306    | 357 465     | 87 969      | 14 872    | 460 306                              | 357 465     | 87 969      | 14 872    |
| Dairy products                                    |            |             |             |           |                                      |             |             |           |
| ----- farms...                                    | 895        | 377         | 478         | 40        | 841                                  | 331         | 472         | 38        |
| ----- \$1,000...                                  | 99 080     | 28 167      | 66 967      | 3 946     | 98 893                               | (D)         | 66 940      | (D)       |
| Sales of \$50,000 or more ----- farms...          | 622        | 206         | 387         | 29        | 622                                  | 206         | 387         | 29        |
| ----- \$1,000...                                  | 93 828     | 25 234      | 64 811      | 3 783     | 93 828                               | 25 234      | 64 811      | 3 783     |
| Cattle and calves                                 |            |             |             |           |                                      |             |             |           |
| ----- farms...                                    | 22 087     | 15 118      | 5 930       | 1 039     | 6 612                                | 3 261       | 2 995       | 356       |
| ----- \$1,000...                                  | 212 736    | 103 847     | 96 943      | 11 946    | 164 295                              | 68 111      | 86 317      | 9 867     |
| Sales of \$50,000 or more ----- farms...          | 530        | 186         | 300         | 44        | 530                                  | 186         | 300         | 44        |
| ----- \$1,000...                                  | 82 707     | 28 655      | 48 739      | 5 314     | 82 707                               | 28 655      | 48 739      | 5 314     |

See footnotes at end of table.



**Table 48. Summary by Tenure of Operator: 1987—Con.**

[For meaning of abbreviations and symbols, see introductory text]

| Item   | All farms |             |             |         | Farms with sales of \$10,000 or more |             |             |         |
|--|-----------|-------------|-------------|---------|--------------------------------------|-------------|-------------|---------|
|  | Total     | Full owners | Part owners | Tenants | Total                                | Full owners | Part owners | Tenants |
| <b>MARKET VALUE OF AGRICULTURAL PRODUCTS SOLD—Con.</b>             |           |             |             |         |                                      |             |             |         |
| Total sales (see text)—Con.  |           |             |             |         |                                      |             |             |         |
| Hogs and pigs ----- farms...                                       | 1 622     | 1 030       | 463         | 129     | 673                                  | 313         | 292         | 68      |
| \$1,000...   | 28 011    | 17 117      | 9 742       | 1 151   | 26 288                               | 15 860      | 9 418       | 1 009   |
| Sales of \$50,000 or more ----- farms...                           | 128       | 66          | 57          | 5       | 128                                  | 66          | 57          | 5       |
| \$1,000...   | 20 604    | 12 924      | 7 113       | 567     | 20 604                               | 12 924      | 7 113       | 567     |
| Sheep, lambs, and wool ----- farms...                              | 175       | 103         | 48          | 24      | 50                                   | 22          | 22          | 6       |
| \$1,000...   | 172       | 103         | 46          | 23      | 77                                   | (D)         | 30          | (D)     |
| Sales of \$50,000 or more ----- farms...                           | -         | -           | -           | -       | -                                    | -           | -           | -       |
| \$1,000...   | -         | -           | -           | -       | -                                    | -           | -           | -       |
| Other livestock and livestock products (see text) ----- farms...   | 1 779     | 1 124       | 493         | 162     | 680                                  | 325         | 270         | 85      |
| \$1,000...   | 145 243   | 58 721      | 58 112      | 28 410  | 143 708                              | 57 560      | 57 864      | 28 284  |
| Sales of \$50,000 or more ----- farms...                           | 246       | 122         | 83          | 41      | 246                                  | 122         | 83          | 41      |
| \$1,000...   | 140 980   | 55 906      | 57 166      | 27 908  | 140 980                              | 55 906      | 57 166      | 27 908  |
| <b>FARM PRODUCTION EXPENSES<sup>1</sup></b>                        |           |             |             |         |                                      |             |             |         |
| Total farm production expenses ----- farms...                      | 34 075    | 21 938      | 9 020       | 3 117   | 11 703                               | 4 749       | 4 984       | 1 970   |
| \$1,000...   | 1 465 201 | 547 238     | 572 654     | 345 309 | 1 370 850                            | 480 921     | 550 010     | 339 919 |
| Average per farm ----- dollars...                                  | 42 999    | 24 945      | 63 487      | 110 782 | 117 137                              | 101 268     | 110 355     | 172 548 |
| Livestock and poultry purchased ----- farms...                     | 9 144     | 5 801       | 2 706       | 637     | 4 284                                | 2 374       | 1 661       | 249     |
| \$1,000...   | 138 882   | 89 451      | 38 467      | 10 965  | 131 254                              | 84 289      | 36 759      | 10 205  |
| Farms with expenses of--   |           |             |             |         |                                      |             |             |         |
| \$1 to \$4,999 -----   | 6 138     | 3 895       | 1 815       | 428     | 1 571                                | 652         | 823         | 96      |
| \$5,000 to \$24,999 -----  | 1 714     | 1 011       | 542         | 161     | 1 422                                | 828         | 489         | 105     |
| \$25,000 to \$99,999 -----   | 1 140     | 804         | 297         | 39      | 1 139                                | 803         | 297         | 39      |
| \$100,000 or more -----  | 152       | 91          | 52          | 9       | 152                                  | 91          | 52          | 9       |
| Feed for livestock and poultry ----- farms...                      | 19 926    | 13 179      | 5 699       | 1 048   | 6 894                                | 3 536       | 2 977       | 381     |
| \$1,000...   | 328 167   | 212 402     | 97 443      | 18 323  | 316 803                              | 204 124     | 94 872      | 17 806  |
| Farms with expenses of--   |           |             |             |         |                                      |             |             |         |
| \$1 to \$4,999 -----   | 16 827    | 11 421      | 4 501       | 905     | 3 625                                | 1 802       | 1 785       | 238     |
| \$5,000 to \$24,999 -----  | 1 256     | 573         | 623         | 60      | 1 233                                | 556         | 617         | 60      |
| \$25,000 to \$99,999 -----   | 824       | 443         | 338         | 43      | 817                                  | 436         | 338         | 43      |
| \$100,000 or more -----  | 1 019     | 742         | 237         | 40      | 1 019                                | 742         | 237         | 40      |
| Commercially mixed formula feeds ----- farms...                    | 8 077     | 5 101       | 2 521       | 455     | 3 696                                | 1 966       | 1 534       | 196     |
| \$1,000...   | 267 719   | 184 983     | 70 729      | 12 007  | 265 303                              | 183 320     | 70 103      | 11 880  |
| Farms with expenses of--   |           |             |             |         |                                      |             |             |         |
| \$1 to \$4,999 -----   | 5 901     | 3 794       | 1 753       | 354     | 1 520                                | 659         | 766         | 95      |
| \$5,000 to \$24,999 -----  | 616       | 257         | 318         | 41      | 616                                  | 257         | 318         | 41      |
| \$25,000 to \$79,999 -----   | 559       | 293         | 235         | 31      | 559                                  | 293         | 235         | 31      |
| \$80,000 or more -----   | 1 001     | 757         | 215         | 29      | 1 001                                | 757         | 215         | 29      |
| Seeds, bulbs, plants, and trees ----- farms...                     | 15 903    | 7 755       | 5 876       | 2 272   | 7 871                                | 2 164       | 3 974       | 1 733   |
| \$1,000...   | 38 481    | 7 013       | 18 715      | 12 753  | 36 247                               | 5 616       | 18 067      | 12 564  |
| Farms with expenses of--   |           |             |             |         |                                      |             |             |         |
| \$1 to \$999 -----   | 10 376    | 6 665       | 2 994       | 717     | 2 595                                | 1 187       | 1 199       | 209     |
| \$1,000 to \$4,999 -----   | 3 485     | 824         | 1 826       | 835     | 3 234                                | 711         | 1 719       | 804     |
| \$5,000 to \$24,999 -----  | 1 833     | 234         | 972         | 627     | 1 833                                | 234         | 972         | 627     |
| \$25,000 or more -----   | 209       | 32          | 84          | 93      | 209                                  | 32          | 84          | 93      |
| Commercial fertilizer ----- farms...                               | 22 557    | 12 779      | 7 344       | 2 434   | 9 179                                | 3 066       | 4 385       | 1 728   |
| \$1,000...   | 90 795    | 21 466      | 45 882      | 23 447  | 80 391                               | 14 321      | 43 135      | 22 935  |
| Farms with expenses of--   |           |             |             |         |                                      |             |             |         |
| \$1 to \$4,999 -----   | 18 693    | 12 106      | 5 198       | 1 389   | 5 364                                | 2 425       | 2 256       | 683     |
| \$5,000 to \$24,999 -----  | 3 065     | 575         | 1 681       | 809     | 3 016                                | 543         | 1 664       | 809     |
| \$25,000 to \$49,999 -----   | 574       | 73          | 353         | 148     | 574                                  | 73          | 353         | 148     |
| \$50,000 or more -----   | 225       | 25          | 112         | 88      | 225                                  | 25          | 112         | 88      |
| Agricultural chemicals ----- farms...                              | 16 597    | 8 605       | 5 708       | 2 284   | 8 184                                | 2 532       | 3 891       | 1 761   |
| \$1,000...   | 130 399   | 17 943      | 57 952      | 54 504  | 126 859                              | 15 705      | 56 990      | 54 163  |
| Farms with expenses of--   |           |             |             |         |                                      |             |             |         |
| \$1 to \$4,999 -----   | 13 050    | 8 051       | 3 921       | 1 078   | 4 679                                | 2 005       | 2 112       | 562     |
| \$5,000 to \$24,999 -----  | 2 153     | 399         | 1 104       | 650     | 2 113                                | 373         | 1 097       | 643     |
| \$25,000 to \$49,999 -----   | 755       | 84          | 390         | 281     | 754                                  | 83          | 390         | 281     |
| \$50,000 or more -----   | 639       | 71          | 293         | 275     | 638                                  | 71          | 292         | 275     |
| Petroleum products ----- farms...                                  | 32 592    | 20 660      | 8 905       | 3 027   | 11 585                               | 4 679       | 4 942       | 1 964   |
| \$1,000...   | 86 016    | 24 795      | 37 835      | 23 387  | 76 458                               | 18 027      | 35 561      | 22 870  |
| Farms with expenses of--   |           |             |             |         |                                      |             |             |         |
| \$1 to \$4,999 -----   | 28 733    | 19 806      | 7 016       | 1 911   | 7 746                                | 3 845       | 3 053       | 848     |
| \$5,000 to \$24,999 -----  | 3 293     | 757         | 1 635       | 901     | 3 273                                | 737         | 1 635       | 901     |
| \$25,000 to \$49,999 -----   | 411       | 65          | 205         | 141     | 411                                  | 65          | 205         | 141     |
| \$50,000 or more -----   | 155       | 32          | 49          | 74      | 155                                  | 32          | 49          | 74      |
| Gasoline and gasohol ----- farms...                                | 22 333    | 13 746      | 6 427       | 2 160   | 8 881                                | 3 466       | 3 886       | 1 529   |
| \$1,000...   | 23 857    | 8 391       | 10 714      | 4 752   | 19 616                               | 5 327       | 9 743       | 4 546   |
| Diesel fuel ----- farms...   | 23 700    | 13 749      | 7 318       | 2 633   | 10 099                               | 3 765       | 4 489       | 1 845   |
| \$1,000...   | 46 517    | 10 055      | 21 260      | 15 202  | 42 657                               | 7 426       | 20 279      | 14 953  |
| Natural gas ----- farms...   | 987       | 592         | 281         | 114     | 563                                  | 265         | 187         | 111     |
| \$1,000...   | 2 263     | 1 270       | 706         | 287     | 2 163                                | 1 199       | 680         | 285     |
| LP gas, fuel oil, kerosene, motor oil, grease, etc. ----- farms... | 20 759    | 11 723      | 6 649       | 2 387   | 10 404                               | 3 945       | 4 577       | 1 882   |
| \$1,000...   | 13 379    | 5 079       | 5 154       | 3 146   | 12 021                               | 4 076       | 4 860       | 3 085   |

See footnotes at end of table.

**Table 48. Summary by Tenure of Operator: 1987—Con.**

[For meaning of abbreviations and symbols, see introductory text]

| Item  | All farms |             |             |         | Farms with sales of \$10,000 or more |             |             |         |
|---|-----------|-------------|-------------|---------|--------------------------------------|-------------|-------------|---------|
|   | Total     | Full owners | Part owners | Tenants | Total                                | Full owners | Part owners | Tenants |
| <b>FARM PRODUCTION EXPENSES<sup>1</sup></b>                                     |           |             |             |         |                                      |             |             |         |
| —Con.   |           |             |             |         |                                      |             |             |         |
| Total farm production expenses—Con.   |           |             |             |         |                                      |             |             |         |
| Electricity..... farms.....   | 15 537    | 8 948       | 5 017       | 1 572   | 8 289                                | 3 370       | 3 629       | 1 290   |
| ..... \$1,000.....  | 20 614    | 8 292       | 8 492       | 3 830   | 18 932                               | 6 987       | 8 168       | 3 776   |
| Farms with expenses of—   |           |             |             |         |                                      |             |             |         |
| \$1 to \$999.....   | 11 807    | 7 392       | 3 520       | 895     | 4 802                                | 2 009       | 2 174       | 619     |
| \$1,000 to \$4,999.....   | 2 968     | 1 316       | 1 174       | 478     | 2 726                                | 1 122       | 1 132       | 472     |
| \$5,000 to \$24,999.....  | 672       | 205         | 290         | 177     | 671                                  | 204         | 290         | 177     |
| \$25,000 or more.....   | 90        | 35          | 33          | 22      | 90                                   | 35          | 33          | 22      |
| Hired farm labor..... farms.....  | 13 073    | 6 603       | 4 649       | 1 821   | 7 795                                | 2 758       | 3 493       | 1 544   |
| ..... \$1,000.....  | 142 341   | 41 347      | 56 084      | 44 909  | 139 445                              | 39 227      | 55 601      | 44 616  |
| Farms with expenses of—   |           |             |             |         |                                      |             |             |         |
| \$1 to \$4,999.....   | 9 057     | 5 358       | 2 830       | 869     | 3 804                                | 1 536       | 1 674       | 594     |
| \$5,000 to \$24,999.....  | 2 502     | 861         | 1 173       | 468     | 2 478                                | 838         | 1 173       | 467     |
| \$25,000 to \$99,999.....   | 1 280     | 318         | 574         | 388     | 1 280                                | 318         | 574         | 388     |
| \$100,000 or more.....  | 234       | 66          | 72          | 96      | 233                                  | 66          | 72          | 95      |
| Contract labor..... farms.....  | 3 922     | 2 157       | 1 266       | 499     | 2 059                                | 813         | 825         | 421     |
| ..... \$1,000.....  | 13 409    | 5 543       | 4 816       | 3 050   | 12 171                               | 4 634       | 4 515       | 3 021   |
| Farms with expenses of—   |           |             |             |         |                                      |             |             |         |
| \$1 to \$999.....   | 2 008     | 1 275       | 578         | 155     | 537                                  | 237         | 223         | 77      |
| \$1,000 to \$4,999.....   | 1 256     | 636         | 433         | 187     | 876                                  | 335         | 354         | 187     |
| \$5,000 to \$24,999.....  | 581       | 215         | 228         | 138     | 569                                  | 210         | 221         | 138     |
| \$25,000 or more.....   | 77        | 31          | 27          | 19      | 77                                   | 31          | 27          | 19      |
| Repair and maintenance..... farms.....  | 26 650    | 16 135      | 7 960       | 2 555   | 10 539                               | 4 154       | 4 646       | 1 739   |
| ..... \$1,000.....  | 98 000    | 27 763      | 41 774      | 28 463  | 86 288                               | 19 288      | 39 124      | 27 876  |
| Farms with expenses of—   |           |             |             |         |                                      |             |             |         |
| \$1 to \$4,999.....   | 22 804    | 15 094      | 6 135       | 1 575   | 6 775                                | 3 182       | 2 834       | 759     |
| \$5,000 to \$24,999.....  | 3 110     | 930         | 1 491       | 689     | 3 028                                | 861         | 1 478       | 689     |
| \$25,000 to \$49,999.....   | 478       | 68          | 239         | 171     | 478                                  | 68          | 239         | 171     |
| \$50,000 or more.....   | 258       | 43          | 95          | 120     | 258                                  | 43          | 95          | 120     |
| Customwork, machine hire, and rental of machinery and equipment..... farms..... | 9 393     | 4 801       | 3 220       | 1 372   | 4 550                                | 1 247       | 2 198       | 1 105   |
| ..... \$1,000.....  | 43 453    | 8 046       | 14 906      | 20 500  | 40 299                               | 5 844       | 14 138      | 20 318  |
| Farms with expenses of—   |           |             |             |         |                                      |             |             |         |
| \$1 to \$999.....   | 5 156     | 3 461       | 1 383       | 312     | 1 206                                | 529         | 563         | 114     |
| \$1,000 to \$4,999.....   | 2 684     | 1 132       | 1 126       | 426     | 1 798                                | 510         | 930         | 358     |
| \$5,000 to \$24,999.....  | 1 214     | 154         | 599         | 461     | 1 207                                | 154         | 593         | 460     |
| \$25,000 or more.....   | 339       | 54          | 112         | 173     | 339                                  | 54          | 112         | 173     |
| Interest expense..... farms.....  | 14 197    | 7 465       | 5 135       | 1 597   | 7 444                                | 2 594       | 3 562       | 1 288   |
| ..... \$1,000.....  | 90 636    | 34 208      | 45 092      | 11 336  | 79 682                               | 26 088      | 42 582      | 11 013  |
| Farms with expenses of—   |           |             |             |         |                                      |             |             |         |
| \$1 to \$4,999.....   | 10 087    | 5 907       | 3 219       | 961     | 3 832                                | 1 418       | 1 762       | 652     |
| \$5,000 to \$24,999.....  | 3 378     | 1 352       | 1 484       | 542     | 2 881                                | 971         | 1 368       | 542     |
| \$25,000 to \$99,999.....   | 662       | 176         | 398         | 88      | 661                                  | 175         | 398         | 88      |
| \$100,000 or more.....  | 70        | 30          | 34          | 6       | 70                                   | 30          | 34          | 6       |
| Secured by real estate..... farms.....  | 9 772     | 5 918       | 3 854       | -       | 4 853                                | 2 092       | 2 761       | -       |
| ..... \$1,000.....  | 63 210    | 28 679      | 34 531      | -       | 54 131                               | 21 645      | 32 486      | -       |
| Farms with expenses of—   |           |             |             |         |                                      |             |             |         |
| \$1 to \$999.....   | 2 772     | 1 963       | 809         | -       | 666                                  | 300         | 366         | -       |
| \$1,000 to \$4,999.....   | 4 159     | 2 652       | 1 507       | -       | 1 757                                | 792         | 965         | -       |
| \$5,000 to \$24,999.....  | 2 375     | 1 139       | 1 236       | -       | 1 965                                | 837         | 1 128       | -       |
| \$25,000 or more.....   | 466       | 164         | 302         | -       | 465                                  | 163         | 302         | -       |
| Not secured by real estate..... farms.....                                      | 6 733     | 2 750       | 2 386       | 1 597   | 4 017                                | 1 033       | 1 696       | 1 288   |
| ..... \$1,000.....  | 27 426    | 5 529       | 10 562      | 11 336  | 25 551                               | 4 442       | 10 096      | 11 013  |
| Farms with expenses of—   |           |             |             |         |                                      |             |             |         |
| \$1 to \$999.....   | 3 148     | 1 714       | 1 002       | 432     | 1 128                                | 432         | 469         | 227     |
| \$1,000 to \$4,999.....   | 2 183     | 824         | 830         | 529     | 1 488                                | 389         | 674         | 425     |
| \$5,000 to \$24,999.....  | 1 205     | 183         | 480         | 542     | 1 204                                | 183         | 479         | 542     |
| \$25,000 or more.....   | 197       | 29          | 74          | 94      | 197                                  | 29          | 74          | 94      |
| Cash rent..... farms.....   | 8 915     | -           | 6 646       | 2 269   | 5 844                                | -           | 4 181       | 1 663   |
| ..... \$1,000.....  | 102 996   | -           | 46 230      | 56 765  | 100 817                              | -           | 44 693      | 56 124  |
| Farms with expenses of—   |           |             |             |         |                                      |             |             |         |
| \$1 to \$4,999.....   | 6 271     | -           | 5 134       | 1 137   | 3 235                                | -           | 2 688       | 547     |
| \$5,000 to \$9,999.....   | 745       | -           | 484         | 261     | 712                                  | -           | 466         | 246     |
| \$10,000 to \$24,999.....   | 911       | -           | 549         | 362     | 909                                  | -           | 548         | 361     |
| \$25,000 or more.....   | 988       | -           | 479         | 509     | 988                                  | -           | 479         | 509     |
| Property taxes..... farms.....  | 30 575    | 20 748      | 8 959       | 868     | 10 316                               | 4 740       | 4 983       | 593     |
| ..... \$1,000.....  | 23 793    | 13 199      | 9 309       | 1 285   | 16 158                               | 6 904       | 8 034       | 1 219   |
| Farms with expenses of—   |           |             |             |         |                                      |             |             |         |
| \$1 to \$4,999.....   | 29 761    | 20 392      | 8 576       | 793     | 9 531                                | 4 407       | 4 606       | 518     |
| \$5,000 to \$9,999.....   | 577       | 250         | 273         | 54      | 553                                  | 232         | 267         | 54      |
| \$10,000 to \$24,999.....   | 204       | 93          | 91          | 20      | 199                                  | 88          | 91          | 20      |
| \$25,000 or more.....   | 33        | 13          | 19          | 1       | 33                                   | 13          | 19          | 1       |
| All other farm production expenses..... farms.....                              | 28 885    | 17 827      | 8 320       | 2 738   | 11 702                               | 4 749       | 4 983       | 1 970   |
| ..... \$1,000.....  | 117 219   | 35 772      | 49 656      | 31 791  | 109 048                              | 29 864      | 47 771      | 31 413  |
| Farms with expenses of—   |           |             |             |         |                                      |             |             |         |
| \$1 to \$4,999.....   | 25 456    | 16 845      | 6 702       | 1 909   | 8 305                                | 3 784       | 3 380       | 1 141   |
| \$5,000 to \$24,999.....  | 2 553     | 794         | 1 206       | 553     | 2 521                                | 777         | 1 191       | 553     |
| \$25,000 to \$49,999.....   | 458       | 93          | 238         | 127     | 458                                  | 93          | 238         | 127     |
| \$50,000 or more.....   | 418       | 95          | 174         | 149     | 418                                  | 95          | 174         | 149     |

See footnotes at end of table.

**Table 48. Summary by Tenure of Operator: 1987—Con.**

[For meaning of abbreviations and symbols, see introductory text]

| Item   | All farms |             |             |           | Farms with sales of \$10,000 or more |             |             |           |
|--|-----------|-------------|-------------|-----------|--------------------------------------|-------------|-------------|-----------|
|  | Total     | Full owners | Part owners | Tenants   | Total                                | Full owners | Part owners | Tenants   |
| <b>NET CASH RETURN FROM AGRICULTURAL SALES FOR THE FARM UNIT<sup>1</sup></b>               |           |             |             |           |                                      |             |             |           |
| All farms.....   | 34 075    | 21 938      | 9 020       | 3 117     | 11 703                               | 4 749       | 4 984       | 1 970     |
| .....number..  |           |             |             |           |                                      |             |             |           |
| .....\$1,000..   | 332 280   | 118 575     | 140 935     | 72 770    | 357 558                              | 136 109     | 147 274     | 74 175    |
| .....dollars..   |           |             |             |           |                                      |             |             |           |
| Average per farm.....  | 9 751     | 5 405       | 15 625      | 23 346    | 30 553                               | 28 661      | 29 549      | 37 652    |
| Farms with net gains <sup>2</sup> .....  | 17 692    | 10 502      | 5 307       | 1 883     | 9 068                                | 3 834       | 3 805       | 1 429     |
| .....number..  |           |             |             |           |                                      |             |             |           |
| Average net gain.....  | 23 285    | 15 128      | 31 599      | 45 346    | 43 681                               | 38 285      | 43 292      | 59 192    |
| .....dollars..   |           |             |             |           |                                      |             |             |           |
| Gain of—   |           |             |             |           |                                      |             |             |           |
| Less than \$1,000.....   | 3 714     | 2 776       | 754         | 184       | 345                                  | 146         | 180         | 19        |
| \$1,000 to \$9,999.....  | 8 222     | 5 401       | 2 134       | 687       | 2 967                                | 1 363       | 1 206       | 398       |
| \$10,000 to \$49,999.....  | 3 452     | 1 353       | 1 533       | 566       | 3 452                                | 1 353       | 1 533       | 566       |
| \$50,000 or more.....  | 2 304     | 972         | 886         | 446       | 2 304                                | 972         | 886         | 446       |
| Farms with net losses.....   | 16 383    | 11 436      | 3 713       | 1 234     | 2 635                                | 915         | 1 179       | 541       |
| .....number..  |           |             |             |           |                                      |             |             |           |
| Average net loss.....  | 4 863     | 3 524       | 7 207       | 10 224    | 14 626                               | 11 668      | 14 803      | 19 244    |
| .....dollars..   |           |             |             |           |                                      |             |             |           |
| Loss of—   |           |             |             |           |                                      |             |             |           |
| Less than \$1,000.....   | 4 693     | 3 761       | 726         | 206       | 250                                  | 103         | 105         | 42        |
| \$1,000 to \$9,999.....  | 10 054    | 7 013       | 2 315       | 726       | 1 307                                | 538         | 558         | 211       |
| \$10,000 to \$49,999.....  | 1 517     | 638         | 613         | 266       | 962                                  | 251         | 458         | 253       |
| \$50,000 or more.....  | 119       | 24          | 59          | 36        | 116                                  | 23          | 58          | 35        |
| <b>GOVERNMENT PAYMENTS AND OTHER FARM-RELATED INCOME</b>                                   |           |             |             |           |                                      |             |             |           |
| Government payments.....   | 7 821     | 3 069       | 3 233       | 1 519     | 5 235                                | 1 209       | 2 653       | 1 373     |
| .....farms..   |           |             |             |           |                                      |             |             |           |
| .....\$1,000..   | 159 539   | 20 819      | 73 918      | 64 802    | 154 400                              | 17 118      | 72 859      | 64 422    |
| Other farm-related income <sup>1</sup> .....   | 6 112     | 3 737       | 1 809       | 566       | 2 619                                | 1 057       | 1 161       | 401       |
| .....farms..   |           |             |             |           |                                      |             |             |           |
| .....\$1,000..   | 35 214    | 17 529      | 12 321      | 5 363     | 26 433                               | 10 797      | 10 669      | 4 968     |
| Customwork and other agricultural services.....  | 2 041     | 866         | 841         | 334       | 1 063                                | 223         | 584         | 256       |
| .....farms..   |           |             |             |           |                                      |             |             |           |
| .....\$1,000..   | 10 929    | 3 407       | 4 990       | 2 532     | 8 347                                | 1 673       | 4 375       | 2 300     |
| Gross cash rent or share payments.....   | 1 856     | 1 389       | 401         | 66        | 785                                  | 420         | 305         | 60        |
| .....farms..   |           |             |             |           |                                      |             |             |           |
| .....\$1,000..   | 11 274    | 6 699       | 3 443       | 1 132     | 8 760                                | 4 440       | 3 204       | 1 115     |
| Forest products and Christmas trees.....   | 1 585     | 1 208       | 369         | 8         | 503                                  | 283         | 217         | 3         |
| .....farms..   |           |             |             |           |                                      |             |             |           |
| .....\$1,000..   | 7 612     | 5 509       | 2 049       | 54        | 4 666                                | 3 171       | 1 442       | 53        |
| Other farm-related income sources.....   | 1 638     | 709         | 701         | 228       | 884                                  | 295         | 450         | 139       |
| .....farms..   |           |             |             |           |                                      |             |             |           |
| .....\$1,000..   | 5 399     | 1 915       | 1 839       | 1 645     | 4 661                                | 1 513       | 1 648       | 1 499     |
| .....dollars..   |           |             |             |           |                                      |             |             |           |
| <b>COMMODITY CREDIT CORPORATION LOANS</b>  |           |             |             |           |                                      |             |             |           |
| Total.....   | 2 035     | 466         | 1 000       | 569       | 1 705                                | 273         | 895         | 537       |
| .....farms..   |           |             |             |           |                                      |             |             |           |
| .....\$1,000..   | 86 435    | 8 115       | 42 493      | 35 828    | 85 887                               | 7 850       | 42 294      | 35 742    |
| Corn.....  | 388       | 102         | 230         | 56        | 300                                  | 50          | 198         | 52        |
| .....farms..   |           |             |             |           |                                      |             |             |           |
| .....\$1,000..   | 3 906     | (D)         | 2 890       | (D)       | 3 848                                | 304         | 2 871       | 674       |
| Wheat.....   | 159       | 33          | 78          | 48        | 144                                  | 23          | 73          | 48        |
| .....farms..   |           |             |             |           |                                      |             |             |           |
| .....\$1,000..   | 1 019     | (D)         | 552         | (D)       | 993                                  | (D)         | 539         | (D)       |
| Soybeans.....  | 292       | 67          | 155         | 70        | 227                                  | 37          | 127         | 63        |
| .....farms..   |           |             |             |           |                                      |             |             |           |
| .....\$1,000..   | 10 322    | 625         | 4 947       | 4 750     | 10 184                               | 594         | 4 860       | 4 730     |
| Sorghum, barley, and oats.....   | 364       | 53          | 188         | 123       | 331                                  | 33          | 177         | 121       |
| .....farms..   |           |             |             |           |                                      |             |             |           |
| .....\$1,000..   | 2 891     | 245         | 1 409       | 1 238     | 2 829                                | (D)         | 1 398       | (D)       |
| Cotton.....  | 929       | 232         | 467         | 230       | 794                                  | 148         | 433         | 213       |
| .....farms..   |           |             |             |           |                                      |             |             |           |
| .....\$1,000..   | 37 421    | 4 336       | 19 477      | 13 608    | 37 238                               | 4 234       | 19 425      | 13 579    |
| Peanuts, rye, rice, tobacco, and honey.....  | 463       | 69          | 175         | 219       | 437                                  | 51          | 170         | 216       |
| .....farms..   |           |             |             |           |                                      |             |             |           |
| .....\$1,000..   | 30 876    | 2 447       | 13 218      | 15 211    | 30 795                               | 2 407       | 13 202      | 15 186    |
| .....dollars..   |           |             |             |           |                                      |             |             |           |
| <b>LAND IN FARMS ACCORDING TO USE</b>  |           |             |             |           |                                      |             |             |           |
| Total cropland.....  | 29 785    | 18 433      | 8 512       | 2 840     | 11 031                               | 4 299       | 4 885       | 1 847     |
| .....farms..   |           |             |             |           |                                      |             |             |           |
| .....acres..   | 6 747 639 | 1 813 233   | 3 169 110   | 1 765 296 | 5 592 829                            | 1 022 683   | 2 374 315   | 1 695 831 |
| Harvested cropland.....  | 24 305    | 13 927      | 7 809       | 2 569     | 10 119                               | 3 605       | 4 711       | 1 803     |
| .....farms..   |           |             |             |           |                                      |             |             |           |
| .....acres..   | 4 272 651 | 794 414     | 2 158 341   | 1 319 896 | 3 917 776                            | 576 397     | 2 051 161   | 1 290 218 |
| Farms by acres harvested:  |           |             |             |           |                                      |             |             |           |
| 1 to 49 acres.....   | 14 953    | 11 075      | 3 164       | 714       | 2 518                                | 1 671       | 720         | 127       |
| 50 to 99 acres.....  | 2 942     | 1 529       | 1 179       | 234       | 1 598                                | 766         | 713         | 119       |
| 100 to 199 acres.....  | 2 000     | 680         | 1 011       | 309       | 1 664                                | 554         | 850         | 260       |
| 200 to 499 acres.....  | 2 084     | 404         | 1 173       | 507       | 2 016                                | 376         | 1 148       | 492       |
| 500 to 999 acres.....  | 1 305     | 135         | 726         | 444       | 1 302                                | 134         | 724         | 444       |
| 1,000 to 1,999 acres.....  | 715       | 69          | 415         | 231       | 715                                  | 69          | 415         | 231       |
| 2,000 acres or more.....   | 306       | 35          | 141         | 130       | 306                                  | 35          | 141         | 130       |
| Cropland:  |           |             |             |           |                                      |             |             |           |
| Pasture or grazing only.....   | 15 642    | 10 564      | 4 373       | 705       | 4 624                                | 2 158       | 2 210       | 256       |
| .....farms..   |           |             |             |           |                                      |             |             |           |
| .....acres..   | 1 243 697 | 693 790     | 486 777     | 63 130    | 639 471                              | 263 472     | 340 536     | 35 463    |
| In cover crops, legumes, and soil-improvement grasses, not harvested and not pastured..... | 1 905     | 1 118       | 644         | 143       | 894                                  | 340         | 446         | 108       |
| .....farms..   |           |             |             |           |                                      |             |             |           |
| .....acres..   | 140 490   | 66 084      | 59 462      | 14 944    | 99 147                               | 32 666      | 52 279      | 14 202    |
| On which all crops failed.....   | 1 167     | 597         | 400         | 170       | 401                                  | 89          | 210         | 102       |
| .....farms..   |           |             |             |           |                                      |             |             |           |
| .....acres..   | 52 439    | 16 699      | 23 830      | 11 910    | 34 046                               | 5 762       | 19 042      | 9 242     |
| In cultivated summer fallow.....   | 1 883     | 612         | 734         | 537       | 1 375                                | 236         | 626         | 513       |
| .....farms..   |           |             |             |           |                                      |             |             |           |
| .....acres..   | 314 560   | 36 122      | 128 170     | 150 268   | 299 149                              | 25 913      | 124 938     | 148 298   |
| Idle.....  | 6 788     | 3 428       | 2 355       | 1 005     | 3 701                                | 1 071       | 1 746       | 884       |
| .....farms..   |           |             |             |           |                                      |             |             |           |
| .....acres..   | 723 802   | 206 124     | 312 530     | 205 148   | 603 240                              | 118 473     | 286 359     | 198 408   |
| Total woodland.....  | 19 732    | 13 496      | 5 342       | 894       | 6 514                                | 3 116       | 2 946       | 452       |
| .....farms..   |           |             |             |           |                                      |             |             |           |
| .....acres..   | 2 341 341 | 1 446 333   | 777 604     | 117 404   | 1 269 281                            | 615 582     | 573 117     | 80 582    |
| Woodland pastured.....   | 12 803    | 8 897       | 3 416       | 490       | 3 671                                | 1 841       | 1 678       | 152       |
| .....farms..   |           |             |             |           |                                      |             |             |           |
| .....acres..   | 942 914   | 566 197     | 338 515     | 38 202    | 440 835                              | 200 755     | 224 019     | 16 061    |
| Woodland not pastured.....   | 11 747    | 7 960       | 3 251       | 536       | 4 418                                | 2 080       | 1 989       | 349       |
| .....farms..   |           |             |             |           |                                      |             |             |           |
| .....acres..   | 1 398 427 | 880 136     | 439 089     | 79 202    | 828 446                              | 414 827     | 349 098     | 64 521    |

See footnotes at end of table.

**Table 48. Summary by Tenure of Operator: 1987—Con.**

[For meaning of abbreviations and symbols, see introductory text]

| Item   | All farms |             |             |           | Farms with sales of \$10,000 or more |             |             |           |
|--|-----------|-------------|-------------|-----------|--------------------------------------|-------------|-------------|-----------|
|  | Total     | Full owners | Part owners | Tenants   | Total                                | Full owners | Part owners | Tenants   |
| <b>LAND IN FARMS ACCORDING TO USE—Con.</b>   |           |             |             |           |                                      |             |             |           |
| Pastureland and rangeland other than cropland and woodland pastured ----- farms...           | 10 458    | 7 172       | 2 724       | 562       | 3 098                                | 1 493       | 1 377       | 228       |
| acres...   | 1 136 451 | 559 003     | 490 721     | 86 727    | 736 508                              | 271 161     | 398 076     | 67 271    |
| Land in house lots, ponds, roads, wasteland, etc. ----- farms...                             | 20 506    | 13 872      | 5 495       | 1 139     | 7 149                                | 3 297       | 3 113       | 739       |
| acres...   | 520 759   | 284 802     | 185 503     | 50 454    | 322 591                              | 125 793     | 150 592     | 46 206    |
| Cropland under federal acreage reduction programs:   |           |             |             |           |                                      |             |             |           |
| Annual commodity acreage adjustment programs ----- farms...                                  | 5 025     | 1 326       | 2 381       | 1 318     | 4 156                                | 754         | 2 143       | 1 259     |
| acres...   | 522 460   | 58 222      | 247 771     | 216 467   | 514 957                              | 53 657      | 245 714     | 215 586   |
| Conservation reserve program ----- farms...  | 1 391     | 924         | 402         | 65        | 627                                  | 267         | 306         | 54        |
| acres...   | 131 462   | 81 355      | 39 130      | 10 977    | 83 123                               | 38 450      | 34 989      | 9 684     |
| Value of land and buildings <sup>1</sup> ----- farms...                                      | 34 075    | 21 938      | 9 020       | 3 117     | 11 703                               | 4 749       | 4 984       | 1 970     |
| \$1,000...   | 7 333 235 | 2 988 853   | 2 974 697   | 1 369 685 | 5 227 643                            | 1 421 540   | 2 518 606   | 1 287 497 |
| Average per farm ----- dollars...  | 215 209   | 136 241     | 329 789     | 439 424   | 446 693                              | 299 335     | 505 338     | 653 552   |
| Average per acre ----- dollars...  | 697       | 743         | 659         | 690       | 678                                  | 715         | 652         | 691       |
| Farms by value group:  |           |             |             |           |                                      |             |             |           |
| \$1 to \$39,999 -----  | 6 865     | 5 589       | 730         | 546       | 644                                  | 465         | 92          | 87        |
| \$40,000 to \$69,999 -----   | 6 392     | 4 680       | 1 250       | 462       | 954                                  | 546         | 253         | 155       |
| \$70,000 to \$99,999 -----   | 4 546     | 3 113       | 1 123       | 310       | 977                                  | 511         | 324         | 142       |
| \$100,000 to \$149,999 -----   | 4 935     | 3 329       | 1 402       | 204       | 1 591                                | 794         | 660         | 137       |
| \$150,000 to \$199,999 -----   | 2 984     | 1 770       | 980         | 234       | 1 366                                | 594         | 619         | 173       |
| \$200,000 to \$499,999 -----   | 5 448     | 2 643       | 2 157       | 648       | 3 527                                | 1 242       | 1 713       | 572       |
| \$500,000 to \$999,999 -----   | 1 651     | 531         | 782         | 338       | 1 416                                | 350         | 736         | 330       |
| \$1,000,000 to \$1,999,999 -----   | 827       | 194         | 401         | 232       | 783                                  | 159         | 393         | 231       |
| \$2,000,000 to \$4,999,999 -----   | 364       | 71          | 172         | 121       | 362                                  | 70          | 171         | 121       |
| \$5,000,000 or more -----  | 63        | 18          | 23          | 22        | 63                                   | 18          | 23          | 22        |
| <b>VALUE OF MACHINERY AND EQUIPMENT<sup>1</sup></b>  |           |             |             |           |                                      |             |             |           |
| Estimated market value of all machinery and equipment ----- farms...                         | 34 023    | 21 887      | 9 020       | 3 116     | 11 702                               | 4 749       | 4 984       | 1 969     |
| \$1,000...   | 1 187 399 | 462 522     | 492 502     | 232 375   | 877 625                              | 233 300     | 427 902     | 216 424   |
| Farms by value group:  |           |             |             |           |                                      |             |             |           |
| \$1 to \$4,999 -----   | 3 295     | 2 568       | 528         | 199       | 378                                  | 228         | 95          | 55        |
| \$5,000 to \$9,999 -----   | 9 648     | 7 698       | 1 436       | 514       | 670                                  | 364         | 241         | 65        |
| \$10,000 to \$19,999 -----   | 7 230     | 4 862       | 1 833       | 535       | 1 963                                | 1 037       | 656         | 270       |
| \$20,000 to \$49,999 -----   | 7 938     | 4 734       | 2 481       | 723       | 3 555                                | 1 671       | 1 431       | 453       |
| \$50,000 to \$99,999 -----   | 3 215     | 1 355       | 1 384       | 476       | 2 542                                | 864         | 1 220       | 458       |
| \$100,000 to \$199,999 -----   | 1 656     | 463         | 814         | 379       | 1 554                                | 379         | 797         | 378       |
| \$200,000 to \$499,999 -----   | 864       | 178         | 459         | 227       | 863                                  | 177         | 459         | 227       |
| \$500,000 or more -----  | 177       | 29          | 85          | 63        | 177                                  | 29          | 85          | 63        |
| <b>SELECTED MACHINERY AND EQUIPMENT<sup>1</sup></b>  |           |             |             |           |                                      |             |             |           |
| Mototrucks, including pickups ----- farms...   | 28 929    | 17 884      | 8 256       | 2 789     | 10 903                               | 4 299       | 4 796       | 1 808     |
| number...  | 50 617    | 26 641      | 17 657      | 6 319     | 26 252                               | 8 491       | 12 789      | 4 972     |
| Wheel tractors ----- farms...  | 30 458    | 19 309      | 8 341       | 2 808     | 10 886                               | 4 378       | 4 706       | 1 802     |
| number...  | 62 506    | 32 757      | 21 485      | 8 264     | 33 633                               | 11 161      | 15 789      | 6 683     |
| Less than 40 horsepower (PTO) ----- farms...   | 16 014    | 11 436      | 3 561       | 1 017     | 4 058                                | 1 996       | 1 648       | 414       |
| number...  | 20 803    | 14 119      | 5 123       | 1 561     | 6 564                                | 2 992       | 2 739       | 833       |
| 40 horsepower (PTO) or more ----- farms...   | 20 607    | 11 598      | 6 720       | 2 289     | 9 463                                | 3 557       | 4 257       | 1 649     |
| number...  | 41 703    | 18 638      | 16 362      | 6 703     | 27 069                               | 8 169       | 13 050      | 5 850     |
| Grain and bean combines ----- farms...   | 5 315     | 1 543       | 2 692       | 1 080     | 3 964                                | 736         | 2 263       | 965       |
| number...  | 7 371     | 1 915       | 3 803       | 1 653     | 5 630                                | 998         | 3 327       | 1 505     |
| Cottonpickers and strippers ----- farms...   | 2 808     | 601         | 1 332       | 875       | 2 450                                | 364         | 1 225       | 861       |
| number...  | 4 660     | 773         | 2 247       | 1 640     | 4 291                                | 526         | 2 139       | 1 626     |
| Mower conditioners ----- farms...  | 6 992     | 3 844       | 2 651       | 497       | 3 281                                | 1 249       | 1 706       | 326       |
| number...  | 8 029     | 4 304       | 3 138       | 587       | 3 982                                | 1 484       | 2 105       | 393       |
| Pickup balers ----- farms...   | 8 587     | 4 833       | 3 281       | 473       | 3 908                                | 1 715       | 1 944       | 249       |
| number...  | 10 222    | 5 479       | 4 153       | 590       | 4 918                                | 2 038       | 2 577       | 303       |
| <b>AGRICULTURAL CHEMICALS<sup>1</sup></b>  |           |             |             |           |                                      |             |             |           |
| Commercial fertilizer ----- farms...   | 22 555    | 12 777      | 7 344       | 2 434     | 9 178                                | 3 065       | 4 385       | 1 728     |
| acres on which used...   | 3 085 212 | 705 030     | 1 547 275   | 832 907   | 2 704 361                            | 455 649     | 1 437 428   | 811 284   |
| Lime ----- farms...  | 4 896     | 2 695       | 1 792       | 409       | 2 121                                | 669         | 1 196       | 256       |
| acres on which used...   | 291 340   | 88 681      | 165 155     | 37 504    | 232 821                              | 45 320      | 152 477     | 35 024    |
| tons...  | 353 369   | 108 190     | 195 710     | 49 469    | 284 560                              | 56 149      | 181 495     | 46 916    |
| Sprays, dusts, granules, fumigants, etc., to control—  |           |             |             |           |                                      |             |             |           |
| Insects on hay and other crops ----- farms...  | 7 182     | 2 951       | 2 684       | 1 547     | 4 587                                | 1 092       | 2 171       | 1 324     |
| acres on which used...   | 1 508 903 | 210 916     | 694 272     | 603 715   | 1 470 018                            | 186 916     | 683 417     | 599 685   |
| Nematodes in crops ----- farms...  | 436       | 142         | 179         | 115       | 350                                  | 67          | 168         | 115       |
| acres on which used...   | 113 361   | 12 591      | 53 472      | 47 298    | 112 381                              | 11 802      | 53 281      | 47 298    |
| Diseases in crops and orchards ----- farms...  | 1 600     | 685         | 543         | 372       | 1 009                                | 221         | 456         | 332       |
| acres on which used...   | 317 737   | 34 830      | 141 876     | 141 031   | 310 055                              | 31 381      | 139 076     | 139 598   |
| Weeds, grass, or brush in crops and pasture ----- farms...                                   | 11 043    | 4 911       | 4 300       | 1 832     | 6 355                                | 1 774       | 3 090       | 1 491     |
| acres on which used...   | 2 863 229 | 443 170     | 1 428 905   | 991 154   | 2 710 748                            | 353 887     | 1 377 833   | 979 028   |
| Chemicals for defoliation or for growth control of crops or thinning of fruit ----- farms... | 3 391     | 815         | 1 505       | 1 071     | 2 822                                | 424         | 1 386       | 1 012     |
| acres on which used...   | 928 681   | 96 420      | 414 950     | 417 311   | 921 066                              | 91 448      | 413 305     | 416 313   |

See footnotes at end of table.

**Table 48. Summary by Tenure of Operator: 1987—Con.**

[For meaning of abbreviations and symbols, see introductory text]

| Item   | All farms       |             |             |           | Farms with sales of \$10,000 or more |             |             |         |
|--|-----------------|-------------|-------------|-----------|--------------------------------------|-------------|-------------|---------|
|  | Total           | Full owners | Part owners | Tenants   | Total                                | Full owners | Part owners | Tenants |
| <b>TENURE AND RACE OF OPERATOR</b>                           |                 |             |             |           |                                      |             |             |         |
| All operators .....  | 34 074          | 22 012      | 8 949       | 3 113     | 11 968                               | 5 036       | 4 994       | 1 938   |
| Full owners .....  | 22 012          | 22 012      | -           | -         | 5 036                                | 5 036       | -           | -       |
| Part owners .....  | 8 949           | -           | 8 949       | -         | 4 994                                | -           | 4 994       | -       |
| Tenants .....  | 3 113           | -           | -           | 3 113     | 1 938                                | -           | -           | 1 938   |
| White .....  | 31 041          | 19 820      | 8 363       | 2 858     | 11 618                               | 4 885       | 4 844       | 1 889   |
| Full owners .....  | 19 820          | 19 820      | -           | -         | 4 885                                | 4 885       | -           | -       |
| Part owners .....  | 8 363           | -           | 8 363       | -         | 4 844                                | -           | 4 844       | -       |
| Tenants .....  | 2 858           | -           | -           | 2 858     | 1 889                                | -           | -           | 1 889   |
| Black and other races .....                                  | 3 033           | 2 192       | 586         | 255       | 350                                  | 151         | 150         | 49      |
| Full owners .....  | 2 192           | 2 192       | -           | -         | 151                                  | 151         | -           | -       |
| Part owners .....  | 586             | -           | 586         | -         | 150                                  | -           | 150         | -       |
| Tenants .....  | 255             | -           | -           | 255       | 49                                   | -           | -           | 49      |
| <b>OWNED AND RENTED LAND</b>                                 |                 |             |             |           |                                      |             |             |         |
| Land owned .....   | farms... 31 053 | 22 012      | 8 949       | 92        | 10 083                               | 5 036       | 4 994       | 53      |
| acres... 6 669 006   | 4 476 259       | 2 170 559   | 20 188      | 4 135 365 | 2 253 004                            | 1 865 277   | 17 084      |         |
| Owned land in farms .....                                    | farms... 30 961 | 22 012      | 8 949       | -         | 10 030                               | 5 036       | 4 994       | -       |
| acres... 6 188 030   | 4 103 371       | 2 084 659   | -           | 3 825 137 | 2 035 219                            | 1 789 918   | -           |         |
| Land rented or leased from others .....                      | farms... 12 151 | 89          | 8 949       | 3 113     | 6 971                                | 39          | 4 994       | 1 938   |
| acres... 4 672 996   | 17 861          | 2 588 505   | 2 066 630   | 4 198 858 | 13 435                               | 2 252 417   | 1 933 006   |         |
| Rented or leased land in farms .....                         | farms... 12 062 | -           | 8 949       | 3 113     | 6 932                                | -           | 4 994       | 1 938   |
| acres... 4 558 160   | -               | 2 538 279   | 2 019 881   | 4 096 072 | -                                    | 2 206 182   | 1 889 890   |         |
| Land rented or leased to others .....                        | farms... 3 211  | 2 382       | 631         | 198       | 1 300                                | 734         | 432         | 134     |
| acres... 595 812   | 392 749         | 136 126     | 66 937      | 413 014   | 231 220                              | 121 594     | 60 200      |         |
| <b>OPERATOR CHARACTERISTICS</b>                              |                 |             |             |           |                                      |             |             |         |
| Operators by place of residence:                             |                 |             |             |           |                                      |             |             |         |
| On farm operated .....                                       | 22 945          | 15 179      | 6 576       | 1 190     | 7 862                                | 3 402       | 3 742       | 718     |
| Not on farm operated .....                                   | 7 454           | 4 050       | 1 709       | 1 695     | 2 992                                | 1 002       | 905         | 1 085   |
| Not reported .....   | 3 675           | 2 783       | 664         | 228       | 1 114                                | 632         | 347         | 135     |
| Operators by principal occupation:                           |                 |             |             |           |                                      |             |             |         |
| Farming .....  | 15 111          | 8 540       | 4 700       | 1 871     | 8 469                                | 3 198       | 3 699       | 1 572   |
| Other .....  | 18 963          | 13 472      | 4 249       | 1 242     | 3 499                                | 1 838       | 1 295       | 366     |
| Operators by days of work off farm:                          |                 |             |             |           |                                      |             |             |         |
| None .....   | 12 581          | 8 014       | 3 265       | 1 302     | 6 024                                | 2 398       | 2 507       | 1 119   |
| Any .....  | 19 421          | 12 513      | 5 231       | 1 677     | 5 021                                | 2 158       | 2 151       | 712     |
| 1 to 99 days .....   | 2 684           | 1 514       | 824         | 346       | 1 083                                | 324         | 527         | 232     |
| 100 to 199 days .....  | 3 219           | 1 972       | 968         | 279       | 983                                  | 396         | 450         | 137     |
| 200 days or more .....                                       | 13 518          | 9 027       | 3 439       | 1 052     | 2 955                                | 1 438       | 1 174       | 343     |
| Not reported .....   | 2 072           | 1 485       | 453         | 134       | 923                                  | 480         | 336         | 107     |
| Operators by years on present farm:                          |                 |             |             |           |                                      |             |             |         |
| 2 years or less .....  | 2 009           | 846         | 460         | 703       | 934                                  | 215         | 217         | 502     |
| 3 or 4 years .....   | 2 060           | 1 053       | 535         | 472       | 690                                  | 210         | 187         | 293     |
| 5 to 9 years .....   | 4 177           | 2 293       | 1 292       | 592       | 1 450                                | 538         | 593         | 319     |
| 10 years or more .....                                       | 17 517          | 11 673      | 5 019       | 825       | 6 521                                | 2 851       | 3 132       | 538     |
| Average years on present farm .....                          | 19.0            | 21.1        | 18.1        | 9.3       | 18.6                                 | 20.8        | 20.2        | 9.3     |
| Not reported .....   | 8 311           | 6 147       | 1 643       | 521       | 2 373                                | 1 222       | 865         | 286     |
| Operators by age group:                                      |                 |             |             |           |                                      |             |             |         |
| Under 25 years .....   | 363             | 106         | 63          | 194       | 182                                  | 34          | 29          | 119     |
| 25 to 34 years .....   | 2 979           | 1 116       | 1 021       | 842       | 1 428                                | 324         | 560         | 544     |
| 35 to 44 years .....   | 6 311           | 3 327       | 2 154       | 830       | 2 554                                | 860         | 1 196       | 498     |
| 45 to 49 years .....   | 3 606           | 2 175       | 1 140       | 291       | 1 339                                | 534         | 629         | 176     |
| 50 to 54 years .....   | 3 910           | 2 512       | 1 155       | 243       | 1 401                                | 607         | 635         | 159     |
| 55 to 59 years .....   | 4 100           | 2 802       | 1 065       | 233       | 1 476                                | 691         | 636         | 149     |
| 60 to 64 years .....   | 4 304           | 3 080       | 1 005       | 219       | 1 410                                | 698         | 578         | 134     |
| 65 to 69 years .....   | 3 570           | 2 745       | 697         | 128       | 1 075                                | 587         | 399         | 89      |
| 70 years and over .....                                      | 4 931           | 4 149       | 649         | 133       | 1 103                                | 701         | 332         | 70      |
| Average age .....  | 53.8            | 56.8        | 50.2        | 42.8      | 51.0                                 | 54.8        | 50.3        | 42.6    |
| Operators by sex:  |                 |             |             |           |                                      |             |             |         |
| Male .....   | 31 893          | 20 202      | 8 661       | 3 030     | 11 416                               | 4 631       | 4 878       | 1 907   |
| Female .....   | 2 181           | 1 810       | 288         | 83        | 552                                  | 405         | 116         | 31      |
| Operators of Spanish origin (see text) .....                 | 48              | 35          | 12          | 1         | 13                                   | 4           | 8           | 1       |
| <b>FARMS BY TYPE OF ORGANIZATION</b>                         |                 |             |             |           |                                      |             |             |         |
| Individual or family (sole proprietorship) .....             | farms... 30 326 | 20 483      | 7 733       | 2 110     | 9 449                                | 4 317       | 4 006       | 1 126   |
| acres... 7 090 376   | 3 300 968       | 3 078 226   | 711 182     | 4 463 837 | 1 360 642                            | 2 495 707   | 607 488     |         |
| Partnership .....  | farms... 2 770  | 1 113       | 985         | 672       | 1 747                                | 447         | 775         | 525     |
| acres... 2 672 712   | 454 386         | 1 195 313   | 1 023 013   | 2 518 728 | 358 580                              | 1 155 475   | 1 004 673   |         |
| Corporation:   |                 |             |             |           |                                      |             |             |         |
| Family held .....  | farms... 709    | 259         | 192         | 258       | 610                                  | 193         | 186         | 231     |
| acres... 753 088   | 229 052         | 296 832     | 227 204     | 726 918   | 209 816                              | 294 756     | 222 346     |         |
| More than 10 stockholders .....                              | farms... 15     | 10          | 4           | 1         | 11                                   | 6           | 4           | 1       |
| 10 or less stockholders .....                                | farms... 694    | 249         | 188         | 257       | 599                                  | 187         | 182         | 230     |
| Other than family held .....                                 | farms... 114    | 45          | 17          | 52        | 107                                  | 41          | 17          | 49      |
| acres... 137 712   | 55 895          | 38 029      | 43 788      | 135 751   | 54 703                               | 38 029      | 43 019      |         |
| More than 10 stockholders .....                              | farms... 13     | 8           | 2           | 3         | 12                                   | 7           | 2           | 3       |
| 10 or less stockholders .....                                | farms... 101    | 37          | 15          | 49        | 95                                   | 34          | 15          | 46      |
| Other—cooperative, estate or trust, institutional, etc. .... | farms... 155    | 112         | 22          | 21        | 55                                   | 38          | 10          | 7       |
| acres... 92 302  | 63 070          | 14 538      | 14 694      | 75 975    | 51 478                               | 12 133      | 12 364      |         |

See footnotes at end of table.

**Table 48. Summary by Tenure of Operator: 1987—Con.**

[For meaning of abbreviations and symbols, see introductory text]

| Item  | All farms |             |             |         | Farms with sales of \$10,000 or more |             |             |         |
|---|-----------|-------------|-------------|---------|--------------------------------------|-------------|-------------|---------|
|   | Total     | Full owners | Part owners | Tenants | Total                                | Full owners | Part owners | Tenants |
| <b>FARMS BY SIZE</b>  |           |             |             |         |                                      |             |             |         |
| 1 to 9 acres .....  | 1 387     | 1 223       | 65          | 99      | 274                                  | 240         | 7           | 27      |
| 10 to 49 acres .....  | 6 240     | 5 012       | 791         | 437     | 691                                  | 585         | 59          | 47      |
| 50 to 69 acres .....  | 2 748     | 2 168       | 428         | 152     | 361                                  | 273         | 58          | 30      |
| 70 to 99 acres .....  | 3 942     | 3 031       | 707         | 204     | 613                                  | 445         | 116         | 52      |
| 100 to 139 acres .....  | 3 943     | 2 812       | 857         | 274     | 864                                  | 536         | 210         | 118     |
| 140 to 179 acres .....  | 2 873     | 2 016       | 685         | 172     | 791                                  | 434         | 283         | 74      |
| 180 to 219 acres .....  | 2 061     | 1 326       | 610         | 125     | 724                                  | 370         | 284         | 70      |
| 220 to 259 acres .....  | 1 437     | 868         | 472         | 97      | 613                                  | 272         | 268         | 73      |
| 260 to 499 acres .....  | 4 291     | 2 103       | 1 752       | 436     | 2 496                                | 862         | 1 275       | 359     |
| 500 to 999 acres .....  | 2 884     | 953         | 1 391       | 540     | 2 377                                | 595         | 1 265       | 517     |
| 1,000 to 1,999 acres .....  | 1 445     | 336         | 771         | 338     | 1 353                                | 268         | 752         | 333     |
| 2,000 acres or more .....   | 823       | 164         | 420         | 239     | 811                                  | 156         | 417         | 238     |
| <b>FARMS BY STANDARD INDUSTRIAL CLASSIFICATION</b>  |           |             |             |         |                                      |             |             |         |
| Cash grains (011) .....   | 4 274     | 1 644       | 1 734       | 896     | 2 314                                | 457         | 1 205       | 652     |
| Field crops, except cash grains (013) .....   | 4 518     | 1 830       | 1 671       | 1 017   | 2 883                                | 610         | 1 366       | 807     |
| Cotton (0131) .....   | 3 176     | 853         | 1 377       | 946     | 2 697                                | 536         | 1 270       | 891     |
| Tobacco (0132) .....  | -         | -           | -           | -       | -                                    | -           | -           | -       |
| Sugarcane and sugar beets; Irish potatoes; field crops, except cash grains, n.e.c. (0133, 0134, 0139) ..... | 1 342     | 977         | 294         | 71      | 186                                  | 74          | 96          | 16      |
| Vegetables and melons (016) .....   | 435       | 302         | 113         | 20      | 117                                  | 49          | 61          | 7       |
| Fruits and tree nuts (017) .....  | 460       | 414         | 30          | 16      | 30                                   | 17          | 7           | 6       |
| Horticultural specialties (018) .....   | 237       | 205         | 15          | 17      | 146                                  | 122         | 13          | 11      |
| General farms, primarily crop (019) .....   | 783       | 534         | 212         | 37      | 175                                  | 43          | 117         | 15      |
| Livestock, except dairy, poultry, and animal specialties (021) .....  | 19 441    | 14 242      | 4 271       | 928     | 3 809                                | 2 091       | 1 487       | 231     |
| Beef cattle, except feedlots (0212) .....   | 17 939    | 13 150      | 3 959       | 830     | 3 344                                | 1 820       | 1 325       | 199     |
| Dairy farms (024) .....   | 818       | 348         | 434         | 36      | 771                                  | 307         | 430         | 34      |
| Poultry and eggs (025) .....  | 1 470     | 1 236       | 212         | 22      | 1 375                                | 1 152       | 203         | 20      |
| Animal specialties (027) .....  | 1 233     | 912         | 206         | 115     | 318                                  | 182         | 82          | 54      |
| General farms, primarily livestock and animal specialties (029) .....                                       | 405       | 345         | 51          | 9       | 30                                   | 6           | 23          | 1       |
| <b>LIVESTOCK</b>  |           |             |             |         |                                      |             |             |         |
| Cattle and calves inventory .....   | 22 482    | 15 537      | 5 925       | 1 020   | 6 366                                | 3 103       | 2 937       | 326     |
| farms .....   | 1 147 219 | 586 040     | 503 532     | 57 647  | 745 787                              | 297 035     | 408 348     | 40 404  |
| number .....  |           |             |             |         |                                      |             |             |         |
| Farms with—   |           |             |             |         |                                      |             |             |         |
| 1 to 9 .....  | 3 616     | 2 984       | 487         | 145     | 260                                  | 150         | 91          | 19      |
| 10 to 49 .....  | 12 936    | 9 624       | 2 735       | 577     | 1 956                                | 1 164       | 703         | 89      |
| 50 to 99 .....  | 3 507     | 2 008       | 1 343       | 156     | 1 898                                | 958         | 855         | 85      |
| 100 to 199 .....  | 1 603     | 657         | 855         | 91      | 1 456                                | 581         | 792         | 83      |
| 200 to 499 .....  | 648       | 210         | 399         | 39      | 627                                  | 199         | 390         | 38      |
| 500 or more .....   | 172       | 54          | 106         | 12      | 169                                  | 51          | 106         | 12      |
| Cows and heifers that had calved .....  | 20 011    | 13 539      | 5 549       | 923     | 5 941                                | 2 858       | 2 781       | 302     |
| farms .....   | 651 146   | 334 295     | 283 675     | 33 176  | 412 132                              | 163 232     | 225 970     | 22 930  |
| number .....  | 19 008    | 12 981      | 5 142       | 875     | 5 246                                | 2 577       | 2 400       | 269     |
| Beef cows .....   | 579 312   | 311 846     | 237 374     | 30 092  | 342 765                              | 142 842     | 179 980     | 19 943  |
| number .....  |           |             |             |         |                                      |             |             |         |
| Farms with—   |           |             |             |         |                                      |             |             |         |
| 1 to 9 .....  | 5 096     | 4 043       | 822         | 231     | 446                                  | 257         | 184         | 25      |
| 10 to 49 .....  | 11 192    | 7 751       | 2 932       | 509     | 2 503                                | 1 377       | 1 002       | 124     |
| 50 to 99 .....  | 1 817     | 879         | 861         | 77      | 1 449                                | 658         | 728         | 63      |
| 100 to 199 .....  | 601       | 220         | 345         | 36      | 561                                  | 199         | 327         | 35      |
| 200 to 499 .....  | 271       | 87          | 163         | 21      | 257                                  | 76          | 160         | 21      |
| 500 or more .....   | 31        | 11          | 19          | 1       | 30                                   | 10          | 19          | 1       |
| Milk cows .....   | 1 643     | 959         | 613         | 71      | 923                                  | 383         | 500         | 40      |
| farms .....   | 71 834    | 22 449      | 46 301      | 3 084   | 69 367                               | 20 390      | 45 990      | 2 987   |
| number .....  |           |             |             |         |                                      |             |             |         |
| Farms with—   |           |             |             |         |                                      |             |             |         |
| 1 to 4 .....  | 675       | 511         | 140         | 24      | 95                                   | 56          | 39          | -       |
| 5 to 9 .....  | 111       | 91          | 13          | 7       | 17                                   | 9           | 7           | 1       |
| 10 to 49 .....  | 284       | 178         | 93          | 13      | 239                                  | 140         | 87          | 12      |
| 50 to 99 .....  | 320       | 119         | 183         | 18      | 319                                  | 118         | 183         | 18      |
| 100 to 199 .....  | 216       | 55          | 152         | 9       | 216                                  | 55          | 152         | 9       |
| 200 to 499 .....  | 33        | 5           | 28          | -       | 33                                   | 5           | 28          | -       |
| 500 or more .....   | 4         | -           | 4           | -       | 4                                    | -           | 4           | -       |
| Heifers and heifer calves .....   | 17 339    | 11 719      | 4 841       | 779     | 5 220                                | 2 487       | 2 464       | 269     |
| farms .....   | 262 880   | 130 193     | 119 306     | 13 381  | 176 036                              | 67 802      | 98 724      | 9 510   |
| number .....  |           |             |             |         |                                      |             |             |         |
| Steers, steer calves, bulls, and bull calves .....  | 18 816    | 12 877      | 5 105       | 834     | 5 467                                | 2 652       | 2 537       | 278     |
| farms .....   | 233 193   | 121 552     | 100 551     | 11 090  | 157 619                              | 66 001      | 83 654      | 7 964   |
| number .....  |           |             |             |         |                                      |             |             |         |
| Cattle and calves sold .....  | 22 067    | 15 118      | 5 930       | 1 039   | 6 612                                | 3 261       | 2 995       | 356     |
| farms .....   | 638 685   | 323 748     | 280 295     | 34 642  | 459 347                              | 191 153     | 240 969     | 27 225  |
| number .....  | 212 736   | 103 847     | 96 943      | 11 946  | 164 295                              | 68 111      | 86 317      | 9 867   |
| \$1,000 .....   | 18 975    | 12 997      | 5 094       | 884     | 5 421                                | 2 667       | 2 472       | 282     |
| Farms .....   | 346 803   | 187 658     | 141 076     | 18 069  | 217 155                              | 92 431      | 112 026     | 12 698  |
| number .....  | 90 737    | 48 617      | 37 423      | 4 697   | 59 524                               | 25 785      | 30 410      | 3 329   |
| \$1,000 .....   | 13 533    | 8 878       | 4 000       | 655     | 4 917                                | 2 372       | 2 265       | 280     |
| Farms .....   | 291 882   | 136 090     | 139 219     | 16 573  | 242 192                              | 98 722      | 128 943     | 14 527  |
| number .....  | 121 999   | 55 230      | 59 520      | 7 249   | 104 770                              | 42 326      | 55 907      | 6 537   |
| \$1,000 .....   | 1 021     | 687         | 291         | 43      | 374                                  | 181         | 169         | 24      |
| Fattened on grain and concentrates .....  | 28 127    | 11 824      | 15 435      | 868     | 23 967                               | 8 509       | 14 665      | 793     |
| farms .....   | 13 567    | 5 002       | 8 185       | 380     | 12 164                               | 3 881       | 7 934       | 349     |
| number .....  |           |             |             |         |                                      |             |             |         |

See footnotes at end of table.

**Table 48. Summary by Tenure of Operator: 1987—Con.**

[For meaning of abbreviations and symbols, see introductory text]

| Item  | All farms   |             |             |           | Farms with sales of \$10,000 or more |             |             |         |
|---|-------------|-------------|-------------|-----------|--------------------------------------|-------------|-------------|---------|
|   | Total       | Full owners | Part owners | Tenants   | Total                                | Full owners | Part owners | Tenants |
| <b>LIVESTOCK—Con.</b>   |             |             |             |           |                                      |             |             |         |
| Hogs and pigs inventory..... farms...                         | 2 237       | 1 520       | 570         | 147       | 734                                  | 352         | 315         | 67      |
| ..... number...   | 179 063     | 112 058     | 59 680      | 7 325     | 161 088                              | 99 188      | 56 414      | 5 486   |
| Farms with—   |             |             |             |           |                                      |             |             |         |
| 1 to 24..... farms...   | 1 592       | 1 167       | 340         | 85        | 282                                  | 128         | 125         | 29      |
| ..... number...   | 189         | 112         | 57          | 20        | 75                                   | 39          | 31          | 5       |
| 25 to 49..... farms...  | 171         | 112         | 57          | 24        | 102                                  | 41          | 44          | 17      |
| ..... number...   | 108         | 90          | 39          | 10        | 103                                  | 55          | 38          | 10      |
| 50 to 99..... farms...  | 108         | 59          | 49          | 7         | 97                                   | 43          | 49          | 5       |
| ..... number...   | 102         | 46          | 28          | 1         | 75                                   | 46          | 26          | 1       |
| 100 to 199..... farms...                                      | 102         | 46          | 28          | 1         | 75                                   | 46          | 26          | 1       |
| ..... number...   | 75          | 46          | 28          | 1         | 75                                   | 46          | 26          | 1       |
| 200 to 499..... farms...                                      | 102         | 46          | 28          | 1         | 75                                   | 46          | 26          | 1       |
| ..... number...   | 75          | 46          | 28          | 1         | 75                                   | 46          | 26          | 1       |
| 500 or more..... farms...                                     | 102         | 46          | 28          | 1         | 75                                   | 46          | 26          | 1       |
| ..... number...   | 75          | 46          | 28          | 1         | 75                                   | 46          | 26          | 1       |
| Used or to be used for breeding..... farms...                 | 1 306       | 864         | 341         | 101       | 500                                  | 255         | 199         | 46      |
| ..... number...   | 23 473      | 15 261      | 7 046       | 1 166     | 19 732                               | 12 525      | 6 361       | 846     |
| Other..... farms...   | 2 034       | 1 377       | 519         | 138       | 678                                  | 317         | 295         | 66      |
| ..... number...   | 155 590     | 96 797      | 52 634      | 6 159     | 141 356                              | 86 663      | 50 053      | 4 640   |
| Hogs and pigs sold..... farms...                              | 1 622       | 1 030       | 463         | 129       | 673                                  | 313         | 292         | 68      |
| ..... number...   | 284 630     | 176 465     | 95 730      | 12 435    | 263 735                              | 161 365     | 91 602      | 10 768  |
| \$1,000..... farms...   | 28 011      | 17 117      | 9 742       | 1 151     | 26 288                               | 15 860      | 9 418       | 1 009   |
| ..... number...   | 401         | 264         | 96          | 41        | 158                                  | 90          | 49          | 19      |
| Feeder pigs..... farms...                                     | 46 906      | 30 141      | 12 194      | 4 571     | 39 150                               | 24 668      | 10 447      | 4 035   |
| \$1,000..... farms...   | 1 808       | 1 233       | 377         | 198       | 1 546                                | 1 044       | 319         | 183     |
| Litters of pigs farrowed between—                             |             |             |             |           |                                      |             |             |         |
| Dec. 1 of preceding year and Nov. 30..... farms...            | 1 358       | 894         | 361         | 103       | 517                                  | 260         | 211         | 46      |
| ..... number...   | 33 653      | 21 994      | 10 140      | 1 519     | 29 988                               | 19 379      | 9 453       | 1 156   |
| Dec. 1 and May 31..... farms...                               | 1 231       | 814         | 324         | 93        | 468                                  | 240         | 187         | 41      |
| ..... number...   | 16 856      | 11 030      | 5 093       | 733       | 14 951                               | 9 656       | 4 747       | 548     |
| June 1 and Nov. 30..... farms...                              | 1 079       | 680         | 304         | 95        | 461                                  | 228         | 188         | 45      |
| ..... number...   | 16 797      | 10 964      | 5 047       | 786       | 15 037                               | 9 723       | 4 706       | 608     |
| Sheep and lambs of all ages inventory..... farms...           | 218         | 136         | 57          | 25        | 64                                   | 29          | 26          | 9       |
| ..... number...   | 5 395       | 2 809       | 2 068       | 518       | 2 613                                | 1 088       | 1 328       | 197     |
| Ewes 1 year old or older..... farms...                        | 166         | 102         | 44          | 20        | 44                                   | 16          | 23          | 5       |
| ..... number...   | 3 282       | 1 676       | 1 336       | 270       | 1 640                                | 586         | 954         | 100     |
| Sheep and lambs sold..... farms...                            | 153         | 91          | 41          | 21        | 42                                   | 19          | 20          | 3       |
| ..... number...   | 2 597       | 1 574       | 777         | 246       | 1 091                                | 578         | 461         | 52      |
| Sheep and lambs shorn..... farms...                           | 148         | 88          | 41          | 19        | 48                                   | 21          | 22          | 5       |
| ..... number...   | 4 128       | 2 066       | 1 666       | 396       | 2 136                                | 883         | 1 146       | 107     |
| pounds of wool..... farms...                                  | 23 183      | 11 454      | 9 654       | 2 075     | 12 696                               | 4 835       | 7 289       | 572     |
| Horses and ponies inventory..... farms...                     | 6 256       | 4 101       | 1 795       | 360       | 1 623                                | 700         | 797         | 126     |
| ..... number...   | 28 179      | 18 048      | 8 341       | 1 790     | 8 083                                | 3 585       | 3 852       | 646     |
| Horses and ponies sold..... farms...                          | 991         | 639         | 267         | 85        | 243                                  | 111         | 106         | 26      |
| ..... number...   | 3 208       | 2 059       | 872         | 277       | 1 242                                | 653         | 462         | 127     |
| Goats inventory..... farms...                                 | 527         | 386         | 116         | 25        | 86                                   | 48          | 35          | 3       |
| ..... number...   | 5 323       | 4 111       | 962         | 250       | 976                                  | 473         | 485         | 18      |
| Goats sold..... farms...                                      | 134         | 97          | 32          | 5         | 30                                   | 13          | 17          | -       |
| ..... number...   | 1 447       | 1 037       | 347         | 63        | 391                                  | 137         | 254         | -       |
| <b>POULTRY</b>  |             |             |             |           |                                      |             |             |         |
| Chickens 3 months old or older inventory..... farms...        | 2 550       | 2 021       | 445         | 84        | 500                                  | 318         | 161         | 21      |
| ..... number...   | 7 027 574   | 4 765 954   | 2 057 394   | 204 226   | 6 984 966                            | 4 731 219   | 2 050 817   | 202 930 |
| Farms with—   |             |             |             |           |                                      |             |             |         |
| 1 to 399..... farms...  | 2 327       | 1 836       | 412         | 79        | 280                                  | 135         | 129         | 16      |
| ..... number...   | 8           | 5           | 3           | -         | 5                                    | 3           | 2           | -       |
| 400 to 3,199..... farms...                                    | 60          | 53          | 15          | 2         | 60                                   | 53          | 5           | 2       |
| ..... number...   | 96          | 80          | 15          | 1         | 96                                   | 80          | 15          | 1       |
| 3,200 to 9,999..... farms...                                  | 40          | 35          | 4           | 1         | 40                                   | 35          | 4           | 1       |
| ..... number...   | 12          | 7           | 5           | -         | 12                                   | 7           | 5           | -       |
| 10,000 to 19,999..... farms...                                | 7           | 5           | 1           | 1         | 7                                    | 5           | 1           | 1       |
| ..... number...   | 7           | 5           | 1           | 1         | 7                                    | 5           | 1           | 1       |
| 20,000 to 49,999..... farms...                                | 7           | 5           | 1           | 1         | 7                                    | 5           | 1           | 1       |
| ..... number...   | 7           | 5           | 1           | 1         | 7                                    | 5           | 1           | 1       |
| 50,000 to 99,999..... farms...                                | 7           | 5           | 1           | 1         | 7                                    | 5           | 1           | 1       |
| ..... number...   | 7           | 5           | 1           | 1         | 7                                    | 5           | 1           | 1       |
| 100,000 or more..... farms...                                 | 7           | 5           | 1           | 1         | 7                                    | 5           | 1           | 1       |
| ..... number...   | 7           | 5           | 1           | 1         | 7                                    | 5           | 1           | 1       |
| Hens and pullets of laying age..... farms...                  | 2 493       | 1 978       | 432         | 83        | 460                                  | 290         | 149         | 21      |
| ..... number...   | 5 883 378   | 3 880 403   | 1 799 011   | 203 964   | 5 847 339                            | 3 851 199   | 1 793 257   | 202 883 |
| Pullets 3 months old or older not of laying age..... farms... | 503         | 392         | 90          | 21        | 90                                   | 57          | 29          | 4       |
| ..... number...   | 1 144 196   | 885 551     | 258 383     | 262       | 1 137 627                            | 880 020     | 257 560     | 47      |
| Hens and pullets sold..... farms...                           | 370         | 301         | 61          | 8         | 274                                  | 225         | 43          | 6       |
| ..... number...   | 7 025 428   | 5 055 501   | 1 839 584   | 130 343   | 7 022 674                            | 5 053 405   | (D)         | (D)     |
| Broilers and other meat-type chickens sold..... farms...      | 1 129       | 935         | 181         | 13        | 1 113                                | 923         | 178         | 12      |
| ..... number...   | 276 652 292 | 226 205 437 | 47 634 024  | 2 812 831 | 276 651 241                          | 226 204 477 | (D)         | (D)     |
| Farms with—   |             |             |             |           |                                      |             |             |         |
| 1 to 1,999..... farms...                                      | 20          | 14          | 4           | 2         | 4                                    | 2           | 1           | 1       |
| ..... number...   | 71          | 58          | 13          | -         | 71                                   | 58          | 13          | -       |
| 2,000 to 59,999..... farms...                                 | 91          | 77          | 14          | -         | 91                                   | 77          | 14          | -       |
| ..... number...   | 947         | 786         | 150         | 11        | 947                                  | 786         | 150         | 11      |
| 60,000 to 99,999..... farms...                                | 947         | 786         | 150         | 11        | 947                                  | 786         | 150         | 11      |
| ..... number...   | 947         | 786         | 150         | 11        | 947                                  | 786         | 150         | 11      |
| 100,000 or more..... farms...                                 | 947         | 786         | 150         | 11        | 947                                  | 786         | 150         | 11      |
| ..... number...   | 947         | 786         | 150         | 11        | 947                                  | 786         | 150         | 11      |
| Turkey hens kept for breeding..... farms...                   | 181         | 140         | 33          | 8         | 27                                   | 17          | 9           | 1       |
| ..... number...   | 992         | 816         | 129         | 47        | 100                                  | 73          | (D)         | (D)     |
| Turkeys sold..... farms...                                    | 19          | 15          | 3           | 1         | 1                                    | 1           | -           | -       |
| ..... number...   | 172         | 146         | (D)         | (D)       | (D)                                  | (D)         | -           | -       |

See footnotes at end of table.

**Table 48. Summary by Tenure of Operator: 1987—Con.**

[For meaning of abbreviations and symbols, see introductory text.]

| Item                          | All farms              |             |             |            | Farms with sales of \$10,000 or more |             |             |            |
|-------------------------------|------------------------|-------------|-------------|------------|--------------------------------------|-------------|-------------|------------|
|                               | Total                  | Full owners | Part owners | Tenants    | Total                                | Full owners | Part owners | Tenants    |
| <b>CROPS HARVESTED</b>        |                        |             |             |            |                                      |             |             |            |
| Corn for grain or seed        | farms... 4 020         | 2 252       | 1 499       | 269        | 1 479                                | 420         | 894         | 165        |
|                               | acres... 120 361       | 28 716      | 74 009      | 17 636     | 99 259                               | 15 399      | 67 441      | 16 419     |
|                               | bushels... 9 369 093   | 1 919 686   | 5 935 697   | 1 513 710  | 8 327 995                            | 1 248 243   | 5 623 450   | 1 456 302  |
| Irrigated                     | farms... 73            | 33          | 35          | 5          | 43                                   | 8           | 31          | 4          |
|                               | acres... 4 626         | 775         | 3 452       | 399        | 4 502                                | (D)         | 3 428       | (D)        |
| Farms by acres harvested:     |                        |             |             |            |                                      |             |             |            |
| 1 to 24 acres                 | 3 082                  | 2 036       | 900         | 146        | 684                                  | 278         | 352         | 54         |
| 25 to 99 acres                | 646                    | 173         | 398         | 75         | 508                                  | 102         | 343         | 63         |
| 100 to 249 acres              | 208                    | 34          | 140         | 34         | 204                                  | 31          | 139         | 34         |
| 250 to 499 acres              | 62                     | 7           | 50          | 5          | 61                                   | 7           | 49          | 5          |
| 500 acres or more             | 22                     | 2           | 11          | 9          | 22                                   | 2           | 11          | 9          |
| Corn for silage or green chop | farms... 603           | 235         | 332         | 36         | 466                                  | 126         | 306         | 34         |
|                               | acres... 39 441        | 10 055      | 27 449      | 1 937      | 37 945                               | (D)         | 27 105      | (D)        |
|                               | tons, green... 498 102 | 128 319     | 345 354     | 24 429     | 482 942                              | (D)         | 342 692     | (D)        |
| Irrigated                     | farms... 19            | 9           | 10          | -          | 14                                   | 5           | 9           | -          |
|                               | acres... 1 347         | 651         | 696         | -          | 1 324                                | (D)         | (D)         | -          |
| Farms by acres harvested:     |                        |             |             |            |                                      |             |             |            |
| 1 to 24 acres                 | 218                    | 138         | 69          | 11         | 98                                   | 41          | 48          | 9          |
| 25 to 99 acres                | 265                    | 74          | 172         | 19         | 248                                  | 62          | 167         | 19         |
| 100 to 249 acres              | 97                     | 17          | 74          | 6          | 97                                   | 17          | 74          | 6          |
| 250 to 499 acres              | 15                     | 4           | 11          | -          | 15                                   | 4           | 11          | -          |
| 500 acres or more             | 8                      | 2           | 6           | -          | 8                                    | 2           | 6           | -          |
| Sorghum for grain or seed     | farms... 1 414         | 299         | 726         | 389        | 1 219                                | 183         | 673         | 363        |
|                               | acres... 111 250       | 14 957      | 60 975      | 35 318     | 107 155                              | 12 579      | 59 924      | 34 652     |
|                               | bushels... 6 758 881   | 829 534     | 3 639 566   | 2 289 781  | 6 581 290                            | 719 105     | 3 597 148   | 2 265 037  |
| Irrigated                     | farms... 59            | 9           | 19          | 31         | 59                                   | 9           | 19          | 31         |
|                               | acres... 4 350         | 594         | 1 498       | 2 258      | 4 350                                | 594         | 1 498       | 2 258      |
| Wheat for grain               | farms... 1 991         | 434         | 1 059       | 498        | 1 679                                | 259         | 954         | 466        |
|                               | acres... 283 477       | 36 580      | 159 603     | 87 294     | 272 780                              | 31 040      | 155 252     | 86 488     |
|                               | bushels... 9 674 702   | 1 222 941   | 5 336 189   | 3 115 572  | 9 437 289                            | 1 087 881   | 5 252 671   | 3 096 737  |
| Irrigated                     | farms... 35            | 2           | 22          | 11         | 34                                   | (D)         | 22          | 11         |
|                               | acres... 6 773         | (D)         | 4 866       | (D)        | (D)                                  | (D)         | 4 866       | (D)        |
| Farms by acres harvested:     |                        |             |             |            |                                      |             |             |            |
| 1 to 24 acres                 | 337                    | 141         | 150         | 46         | 168                                  | 43          | 95          | 30         |
| 25 to 99 acres                | 758                    | 179         | 396         | 183        | 631                                  | 111         | 353         | 167        |
| 100 to 249 acres              | 587                    | 84          | 343         | 160        | 573                                  | 75          | 338         | 160        |
| 250 to 499 acres              | 215                    | 20          | 118         | 77         | 215                                  | 20          | 118         | 77         |
| 500 acres or more             | 94                     | 10          | 52          | 32         | 92                                   | 10          | 50          | 32         |
| Rice                          | farms... 803           | 103         | 304         | 396        | 797                                  | 100         | 304         | 393        |
|                               | acres... 195 505       | 23 849      | 73 736      | 97 920     | 195 288                              | 23 724      | 73 736      | 97 828     |
|                               | cwt... 10 466 632      | 1 291 994   | 3 928 955   | 5 245 683  | 10 460 139                           | 1 290 251   | 3 928 955   | 5 240 933  |
| Irrigated                     | farms... 803           | 103         | 304         | 396        | 797                                  | 100         | 304         | 393        |
|                               | acres... 195 505       | 23 849      | 73 736      | 97 920     | 195 288                              | 23 724      | 73 736      | 97 828     |
| Farms by acres harvested:     |                        |             |             |            |                                      |             |             |            |
| 1 to 24 acres                 | 13                     | 5           | 4           | 4          | 12                                   | 5           | 4           | 3          |
| 25 to 99 acres                | 164                    | 25          | 66          | 73         | 159                                  | 22          | 66          | 71         |
| 100 to 249 acres              | 352                    | 41          | 135         | 176        | 352                                  | 41          | 135         | 176        |
| 250 to 499 acres              | 195                    | 19          | 71          | 105        | 195                                  | 19          | 71          | 105        |
| 500 acres or more             | 79                     | 13          | 28          | 38         | 79                                   | 13          | 28          | 38         |
| Cotton                        | farms... 4 225         | 1 160       | 1 882       | 1 183      | 3 574                                | 727         | 1 732       | 1 115      |
|                               | acres... 1 028 249     | 110 398     | 474 471     | 443 380    | 1 019 039                            | 104 702     | 472 028     | 442 309    |
|                               | bales... 1 654 648     | 168 971     | 718 420     | 767 257    | 1 646 421                            | 163 606     | 716 435     | 766 390    |
| Irrigated                     | farms... 652           | 74          | 259         | 319        | 646                                  | 72          | 255         | 319        |
|                               | acres... 198 549       | 18 478      | 59 098      | 120 973    | 198 498                              | (D)         | (D)         | 120 973    |
| Farms by acres harvested:     |                        |             |             |            |                                      |             |             |            |
| 1 to 24 acres                 | 867                    | 532         | 245         | 90         | 309                                  | 153         | 118         | 38         |
| 25 to 99 acres                | 1 027                  | 362         | 423         | 242        | 934                                  | 308         | 400         | 226        |
| 100 to 249 acres              | 1 037                  | 149         | 556         | 332        | 1 037                                | 149         | 556         | 332        |
| 250 to 499 acres              | 713                    | 74          | 393         | 246        | 713                                  | 74          | 393         | 246        |
| 500 acres or more             | 581                    | 43          | 265         | 273        | 581                                  | 43          | 265         | 273        |
| Soybeans for beans            | farms... 6 475         | 1 884       | 3 024       | 1 567      | 4 710                                | 884         | 2 505       | 1 321      |
|                               | acres... 2 006 263     | 283 057     | 1 087 794   | 635 412    | 1 928 274                            | 249 372     | 1 058 387   | 620 515    |
|                               | bushels... 41 329 519  | 6 084 103   | 21 686 521  | 13 558 895 | 40 276 922                           | 5 574 878   | 21 307 933  | 13 394 111 |
| Irrigated                     | farms... 696           | 91          | 271         | 334        | 670                                  | 72          | 268         | 330        |
|                               | acres... 217 827       | 23 571      | 87 370      | 106 886    | 216 832                              | 22 863      | 87 243      | 106 726    |
| Farms by acres harvested:     |                        |             |             |            |                                      |             |             |            |
| 1 to 24 acres                 | 895                    | 572         | 226         | 97         | 212                                  | 97          | 83          | 32         |
| 25 to 99 acres                | 1 864                  | 785         | 738         | 341        | 936                                  | 294         | 443         | 199        |
| 100 to 249 acres              | 1 436                  | 274         | 769         | 383        | 1 293                                | 240         | 691         | 362        |
| 250 to 499 acres              | 1 032                  | 123         | 586         | 323        | 1 021                                | 123         | 583         | 315        |
| 500 acres or more             | 1 248                  | 130         | 705         | 413        | 1 248                                | 130         | 705         | 413        |
| Irish potatoes                | farms... 59            | 37          | 21          | 1          | 20                                   | 2           | 17          | 1          |
|                               | acres... 71            | (D)         | 40          | (D)        | 42                                   | (D)         | 38          | (D)        |
|                               | cwt... 8 980           | 4 532       | (D)         | (D)        | 5 292                                | (D)         | 4 165       | (D)        |
| Irrigated                     | farms... -             | -           | -           | -          | -                                    | -           | -           | -          |
|                               | acres... -             | -           | -           | -          | -                                    | -           | -           | -          |
| Sweetpotatoes                 | farms... 116           | 54          | 53          | 9          | 65                                   | 12          | 46          | 7          |
|                               | acres... 2 603         | 545         | 1 719       | 340        | 2 445                                | (D)         | 1 703       | (D)        |
|                               | bushels... 528 564     | 115 791     | 363 662     | 49 111     | 512 375                              | (D)         | 362 797     | (D)        |
| Irrigated                     | farms... 5             | 4           | 1           | -          | 3                                    | 2           | 1           | -          |
|                               | acres... 80            | (D)         | (D)         | -          | (D)                                  | (D)         | (D)         | -          |

See footnotes at end of table.





**Table 49. Summary by Type of Organization: 1987**

[For meaning of abbreviations and symbols, see introductory text]

| Item  | Total      | Individual or family | Partnership | Corporation |             |                         |                        |                         | Other—cooperative, estate or trust, institutional, etc. |
|---|------------|----------------------|-------------|-------------|-------------|-------------------------|------------------------|-------------------------|---|
|   |            |                      |             | Total       | Family held |                         | Other than family held |                         |   |
|   |            |                      |             |             | Total       | 10 or less stockholders | Total                  | 10 or less stockholders |   |
| <b>FARMS AND LAND IN FARMS</b>                    |            |                      |             |             |             |                         |                        |                         |   |
| Farms ----- number...                             | 34 074     | 30 326               | 2 770       | 823         | 709         | 694                     | 114                    | 101                     | 155   |
| ----- percent...                                  | 100.0      | 89.0                 | 8.1         | 2.4         | 2.1         | 2.0                     | .3                     | .3                      | .5  |
| Land in farms ----- acres...                      | 10 746 190 | 7 090 376            | 2 672 712   | 890 800     | 753 088     | 693 260                 | 137 712                | 99 043                  | 92 302  |
| Average size of farm ----- acres...               | 315        | 234                  | 965         | 1 082       | 1 062       | 999                     | 1 208                  | 981                     | 595   |
| <b>MARKET VALUE OF AGRICULTURAL PRODUCTS SOLD</b> |            |                      |             |             |             |                         |                        |                         |   |
| Total sales (see text) ----- farms...             | 34 074     | 30 326               | 2 770       | 823         | 709         | 694                     | 114                    | 101                     | 155   |
| ----- \$1,000...                                  | 1 862 903  | 1 027 552            | 545 158     | 281 345     | 212 807     | 173 109                 | 68 538                 | 47 025                  | 8 837   |
| Average per farm ----- dollars...                 | 54 672     | 33 884               | 196 808     | 341 853     | 300 151     | 249 437                 | 601 209                | 465 590                 | 57 012  |
| <b>Farms by value of sales:</b>                   |            |                      |             |             |             |                         |                        |                         |   |
| Less than \$1,000 (see text) ----- farms...       | 5 310      | 4 992                | 249         | 27          | 25          | 25                      | 2                      | 2                       | 42  |
| \$1,000 to \$2,499 ----- farms...                 | 5 799      | 5 508                | 242         | 22          | 21          | 21                      | 1                      | 1                       | 27  |
| \$2,500 to \$4,999 ----- farms...                 | 5 985      | 5 652                | 286         | 28          | 27          | 26                      | 1                      | 1                       | 19  |
| \$5,000 to \$9,999 ----- farms...                 | 5 012      | 4 725                | 246         | 29          | 26          | 23                      | 3                      | 3                       | 12  |
| \$10,000 to \$19,999 ----- farms...               | 3 307      | 2 980                | 256         | 58          | 51          | 50                      | 7                      | 5                       | 13  |
| \$20,000 to \$24,999 ----- farms...               | 763        | 672                  | 73          | 14          | 11          | 11                      | 3                      | 3                       | 4   |
| \$25,000 to \$39,999 ----- farms...               | 1 303      | 1 133                | 127         | 37          | 31          | 31                      | 6                      | 6                       | 6   |
| \$40,000 to \$49,999 ----- farms...               | 468        | 387                  | 52          | 26          | 26          | 26                      | —                      | —                       | 3   |
| \$50,000 to \$99,999 ----- farms...               | 1 710      | 1 439                | 152         | 111         | 92          | 92                      | 19                     | 19                      | 8   |
| \$100,000 to \$249,999 ----- farms...             | 2 405      | 1 808                | 360         | 227         | 194         | 193                     | 33                     | 33                      | 10  |
| \$250,000 to \$499,999 ----- farms...             | 1 318      | 781                  | 393         | 135         | 123         | 120                     | 12                     | 10                      | 9   |
| \$500,000 to \$999,999 ----- farms...             | 522        | 217                  | 243         | 61          | 50          | 50                      | 11                     | 8                       | 1   |
| \$1,000,000 or more ----- farms...                | 172        | 32                   | 91          | 48          | 32          | 26                      | 16                     | 11                      | 1   |
| Grains ----- farms...                             | 7 902      | 6 123                | 1 286       | 451         | 400         | 392                     | 51                     | 45                      | 42  |
| ----- \$1,000...                                  | 357 668    | 169 540              | 141 755     | 45 006      | 39 530      | 38 543                  | 5 476                  | 4 280                   | 1 368   |
| Sales of \$50,000 or more ----- farms...          | 1 764      | 916                  | 607         | 234         | 205         | 200                     | 29                     | 26                      | 7   |
| ----- \$1,000...                                  | 290 155    | 118 121              | 130 533     | 40 399      | 35 412      | 34 478                  | 4 987                  | 3 822                   | 1 103   |
| Corn for grain ----- farms...                     | 1 849      | 1 605                | 201         | 37          | 34          | 33                      | 3                      | 1                       | 6   |
| ----- \$1,000...                                  | 15 519     | (D)                  | 4 796       | (D)         | (D)         | (D)                     | 163                    | (D)                     | 10  |
| Wheat ----- farms...                              | 1 941      | 1 303                | 458         | 169         | 152         | 150                     | 17                     | 16                      | 11  |
| ----- \$1,000...                                  | 26 643     | 13 434               | 9 799       | 3 388       | 3 094       | (D)                     | 294                    | (D)                     | 23  |
| Soybeans ----- farms...                           | 6 421      | 4 823                | 1 157       | 403         | 361         | 353                     | 42                     | 37                      | 38  |
| ----- \$1,000...                                  | 221 571    | 108 814              | 84 827      | 27 031      | 23 463      | 22 716                  | 3 568                  | 2 548                   | 899   |
| Sorghum for grain ----- farms...                  | 1 257      | 792                  | 366         | 94          | 82          | 80                      | 12                     | 11                      | 5   |
| ----- \$1,000...                                  | 11 432     | 5 552                | 4 907       | 954         | 835         | (D)                     | 119                    | (D)                     | 19  |
| Barley ----- farms...                             | 1          | 1                    | —           | —           | —           | —                       | —                      | —                       | —   |
| ----- \$1,000...                                  | (D)        | (D)                  | —           | —           | —           | —                       | —                      | —                       | —   |
| Oats ----- farms...                               | 71         | 58                   | 11          | 2           | 2           | 2                       | —                      | —                       | —   |
| ----- \$1,000...                                  | (D)        | (D)                  | 33          | (D)         | (D)         | (D)                     | —                      | —                       | —   |
| Other grains ----- farms...                       | 809        | 418                  | 238         | 147         | 125         | 124                     | 22                     | 21                      | 6   |
| ----- \$1,000...                                  | 82 296     | 31 590               | 37 393      | 12 895      | 11 565      | (D)                     | 1 331                  | (D)                     | 418   |
| Cotton and cottonseed ----- farms...              | 4 215      | 2 968                | 913         | 307         | 263         | 259                     | 44                     | 42                      | 27  |
| ----- \$1,000...                                  | 514 013    | 166 799              | 283 893     | 59 671      | 50 689      | 50 093                  | 8 982                  | (D)                     | 3 650   |
| Sales of \$50,000 or more ----- farms...          | 2 083      | 1 086                | 737         | 250         | 216         | 214                     | 34                     | 33                      | 10  |
| ----- \$1,000...                                  | 481 559    | 138 823              | 281 085     | 58 226      | 49 540      | (D)                     | 8 686                  | (D)                     | 3 425   |
| Tobacco ----- farms...                            | —          | —                    | —           | —           | —           | —                       | —                      | —                       | —   |
| ----- \$1,000...                                  | —          | —                    | —           | —           | —           | —                       | —                      | —                       | —   |
| Sales of \$50,000 or more ----- farms...          | —          | —                    | —           | —           | —           | —                       | —                      | —                       | —   |
| ----- \$1,000...                                  | —          | —                    | —           | —           | —           | —                       | —                      | —                       | —   |
| Hay, silage, and field seeds ----- farms...       | 3 649      | 3 321                | 261         | 45          | 41          | 38                      | 4                      | 4                       | 22  |
| ----- \$1,000...                                  | 10 978     | 8 980                | 1 603       | 324         | 313         | 282                     | 10                     | 10                      | 72  |
| Sales of \$50,000 or more ----- farms...          | 8          | 3                    | 4           | 1           | 1           | 1                       | —                      | —                       | —   |
| ----- \$1,000...                                  | 647        | (D)                  | 390         | (D)         | (D)         | (D)                     | —                      | —                       | —   |
| Vegetables, sweet corn, and melons ----- farms... | 766        | 701                  | 48          | 13          | 13          | 13                      | —                      | —                       | 4   |
| ----- \$1,000...                                  | 5 693      | 4 445                | 1 016       | 144         | 144         | 144                     | —                      | —                       | 87  |
| Sales of \$50,000 or more ----- farms...          | 22         | 13                   | 8           | —           | —           | —                       | —                      | —                       | 1   |
| ----- \$1,000...                                  | 1 788      | 983                  | (D)         | —           | —           | —                       | —                      | —                       | (D)   |
| Fruits, nuts, and berries ----- farms...          | 541        | 460                  | 49          | 26          | 19          | 19                      | 7                      | 7                       | 6   |
| ----- \$1,000...                                  | 2 757      | 1 346                | 638         | 745         | 654         | 654                     | 90                     | 90                      | 29  |
| Sales of \$50,000 or more ----- farms...          | 14         | 8                    | 4           | 2           | 2           | 2                       | —                      | —                       | —   |
| ----- \$1,000...                                  | 1 518      | (D)                  | 549         | (D)         | (D)         | (D)                     | —                      | —                       | —   |
| Nursery and greenhouse crops ----- farms...       | 269        | 208                  | 26          | 34          | 27          | 27                      | 7                      | 7                       | 3   |
| ----- \$1,000...                                  | 17 146     | 7 105                | 2 865       | 7 106       | 4 646       | 4 646                   | 2 460                  | 2 460                   | 70  |
| Sales of \$50,000 or more ----- farms...          | 63         | 36                   | 8           | 18          | 13          | 13                      | 5                      | 5                       | 1   |
| ----- \$1,000...                                  | 14 887     | 5 401                | (D)         | 6 865       | (D)         | (D)                     | (D)                    | (D)                     | (D)   |
| Other crops ----- farms...                        | 286        | 37                   | 8           | 7           | 7           | 7                       | 1                      | 1                       | 4   |
| ----- \$1,000...                                  | 5 658      | 3 422                | 1 517       | 688         | (D)         | (D)                     | (D)                    | (D)                     | 31  |
| Sales of \$50,000 or more ----- farms...          | 30         | 14                   | 4           | 3           | 3           | 3                       | 1                      | 1                       | —   |
| ----- \$1,000...                                  | 3 920      | 2 190                | 1 121       | 608         | (D)         | (D)                     | (D)                    | (D)                     | —   |
| Poultry and poultry products ----- farms...       | 1 785      | 1 654                | 84          | 41          | 27          | 22                      | 14                     | 10                      | 6   |
| ----- \$1,000...                                  | 463 748    | 359 744              | 16 576      | 87 189      | 56 766      | 21 759                  | 30 422                 | 22 762                  | 239   |
| Sales of \$50,000 or more ----- farms...          | 1 276      | 1 183                | 54          | 38          | 26          | 21                      | 12                     | 8                       | 1   |
| ----- \$1,000...                                  | 460 306    | 356 532              | (D)         | 87 172      | (D)         | (D)                     | (D)                    | (D)                     | (D)   |
| Dairy products ----- farms...                     | 895        | 746                  | 130         | 15          | 14          | 14                      | 1                      | 1                       | 4   |
| ----- \$1,000...                                  | 99 080     | 72 863               | 22 225      | 3 420       | (D)         | (D)                     | (D)                    | (D)                     | 572   |
| Sales of \$50,000 or more ----- farms...          | 622        | 498                  | 107         | 14          | 13          | 13                      | 1                      | 1                       | 3   |
| ----- \$1,000...                                  | 93 828     | 68 116               | 21 776      | (D)         | (D)         | (D)                     | (D)                    | (D)                     | (D)   |
| Cattle and calves ----- farms...                  | 22 087     | 20 408               | 1 352       | 246         | 219         | 214                     | 27                     | 24                      | 81  |
| ----- \$1,000...                                  | 212 736    | 164 667              | 23 835      | 22 388      | 16 619      | 13 543                  | 5 768                  | 2 321                   | 1 846   |
| Sales of \$50,000 or more ----- farms...          | 530        | 368                  | 81          | 76          | 64          | 61                      | 12                     | 10                      | 5   |
| ----- \$1,000...                                  | 82 707     | 48 665               | 12 535      | 20 359      | 14 827      | 11 762                  | 5 532                  | (D)                     | 1 148   |

See footnotes at end of table.

Table 49. Summary by Type of Organization: 1987—Con.

[For meaning of abbreviations and symbols, see introductory text]

| Item   | Total                | Individual or family | Partnership | Corporation |             |                          |                        |                          | Other—cooperative, estate or trust, institutional, etc. |
|--|----------------------|----------------------|-------------|-------------|-------------|--------------------------|------------------------|--------------------------|---|
|  |                      |                      |             | Total       | Family held |                          | Other than family held |                          |   |
|  |                      |                      |             |             | Total       | 10 or less stock-holders | Total                  | 10 or less stock-holders |   |
| <b>MARKET VALUE OF AGRICULTURAL PRODUCTS SOLD—Con.</b> |                      |                      |             |             |             |                          |                        |                          |   |
| Total sales (see text)—Con.                            |                      |                      |             |             |             |                          |                        |                          |   |
| Hogs and pigs  | farms... 1 622       | 1 463                | 119         | 22          | 21          | 21                       | 1                      | 1                        | 18  |
|  | \$1,000... 28 011    | 18 198               | 5 634       | 3 752       | (D)         | (D)                      | (D)                    | (D)                      | 427   |
| Sales of \$50,000 or more                              | farms... 128         | 97                   | 21          | 5           | 5           | 5                        | -                      | -                        | 5   |
|  | \$1,000... 20 604    | 11 684               | 4 968       | 3 605       | 3 605       | 3 605                    | -                      | -                        | 347   |
| Sheep, lambs, and wool                                 | farms... 175         | 147                  | 20          | 4           | 3           | 3                        | 1                      | 1                        | 4   |
|  | \$1,000... 172       | 138                  | 17          | 1           | (D)         | (D)                      | (D)                    | (D)                      | 17  |
| Sales of \$50,000 or more                              | farms... -           | -                    | -           | -           | -           | -                        | -                      | -                        | -   |
|  | \$1,000... -         | -                    | -           | -           | -           | -                        | -                      | -                        | -   |
| Other livestock and livestock products (see text)      | farms... 1 779       | 1 533                | 161         | 76          | 66          | 66                       | 10                     | 8                        | 9   |
|  | \$1,000... 145 243   | 50 315               | 43 586      | 50 913      | 35 955      | 35 955                   | 14 958                 | (D)                      | 429   |
| Sales of \$50,000 or more                              | farms... 246         | 115                  | 75          | 54          | 46          | 46                       | 8                      | 6                        | 2   |
|  | \$1,000... 140 980   | 46 641               | (D)         | 50 835      | (D)         | (D)                      | (D)                    | (D)                      | (D)   |
| <b>FARM PRODUCTION EXPENSES<sup>1</sup></b>            |                      |                      |             |             |             |                          |                        |                          |   |
| Total farm production expenses                         | farms... 34 075      | 30 241               | 2 811       | 798         | 686         | 676                      | 112                    | 99                       | 225   |
|  | \$1,000... 1 465 201 | 803 455              | 428 211     | 224 552     | 166 713     | 136 377                  | 57 840                 | 38 362                   | 8 983   |
| Average per farm                                       | \$1,000... 42 999    | 26 568               | 152 334     | 281 394     | 243 021     | 201 741                  | 516 427                | 387 701                  | 39 926  |
| Livestock and poultry purchased                        | farms... 9 144       | 8 254                | 649         | 191         | 168         | 161                      | 23                     | 17                       | 50  |
|  | \$1,000... 138 882   | 86 420               | 12 474      | 39 376      | 19 553      | 15 326                   | 19 824                 | 13 478                   | 611   |
| Farms with expenses of—                                |                      |                      |             |             |             |                          |                        |                          |   |
| \$1 to \$4,999   | 6 138                | 5 672                | 415         | 42          | 41          | 41                       | 1                      | 1                        | 9   |
| \$5,000 to \$24,999                                    | 1 714                | 1 515                | 115         | 47          | 45          | 44                       | 2                      | 2                        | 37  |
| \$25,000 to \$99,999                                   | 1 140                | 980                  | 99          | 57          | 50          | 50                       | 7                      | 5                        | 4   |
| \$100,000 or more                                      | 152                  | 87                   | 20          | 45          | 32          | 26                       | 13                     | 9                        | -   |
| Feed for livestock and poultry                         | farms... 19 926      | 18 116               | 1 368       | 319         | 267         | 261                      | 52                     | 45                       | 123   |
|  | \$1,000... 328 167   | 245 176              | 36 221      | 46 036      | 35 229      | 22 129                   | 10 807                 | 4 373                    | 733   |
| Farms with expenses of—                                |                      |                      |             |             |             |                          |                        |                          |   |
| \$1 to \$4,999   | 16 827               | 15 604               | 986         | 148         | 118         | 118                      | 30                     | 29                       | 89  |
| \$5,000 to \$24,999                                    | 1 256                | 997                  | 154         | 75          | 69          | 68                       | 6                      | 4                        | 30  |
| \$25,000 to \$99,999                                   | 824                  | 652                  | 135         | 34          | 31          | 31                       | 3                      | 3                        | 3   |
| \$100,000 or more                                      | 1 019                | 863                  | 93          | 62          | 49          | 44                       | 13                     | 9                        | 1   |
| Commercially mixed formula feeds                       | farms... 8 077       | 7 232                | 639         | 165         | 145         | 141                      | 20                     | 15                       | 41  |
|  | \$1,000... 267 719   | 209 491              | 22 757      | 35 189      | 29 293      | 16 352                   | 5 896                  | 2 463                    | 283   |
| Farms with expenses of—                                |                      |                      |             |             |             |                          |                        |                          |   |
| \$1 to \$4,999   | 5 901                | 5 425                | 383         | 67          | 58          | 58                       | 9                      | 8                        | 26  |
| \$5,000 to \$24,999                                    | 616                  | 492                  | 78          | 33          | 30          | 30                       | 3                      | 1                        | 13  |
| \$25,000 to \$79,999                                   | 559                  | 437                  | 104         | 17          | 16          | 16                       | 1                      | 1                        | 1   |
| \$80,000 or more                                       | 1 001                | 878                  | 74          | 48          | 41          | 37                       | 7                      | 5                        | 1   |
| Seeds, bulbs, plants, and trees                        | farms... 15 903      | 13 395               | 1 860       | 541         | 474         | 468                      | 67                     | 60                       | 107   |
|  | \$1,000... 38 481    | 20 030               | 14 208      | 4 031       | 3 283       | 3 175                    | 748                    | 586                      | 213   |
| Farms with expenses of—                                |                      |                      |             |             |             |                          |                        |                          |   |
| \$1 to \$999   | 10 376               | 9 496                | 701         | 108         | 88          | 88                       | 20                     | 19                       | 71  |
| \$1,000 to \$4,999                                     | 3 485                | 2 839                | 406         | 211         | 187         | 186                      | 24                     | 21                       | 29  |
| \$5,000 to \$24,999                                    | 1 833                | 1 014                | 623         | 190         | 177         | 173                      | 13                     | 12                       | 6   |
| \$25,000 or more                                       | 209                  | 46                   | 130         | 32          | 22          | 21                       | 10                     | 8                        | 1   |
| Commercial fertilizer                                  | farms... 22 557      | 19 624               | 2 197       | 594         | 513         | 507                      | 81                     | 76                       | 142   |
|  | \$1,000... 90 795    | 51 276               | 31 137      | 7 712       | 6 505       | 6 328                    | 1 207                  | 815                      | 671   |
| Farms with expenses of—                                |                      |                      |             |             |             |                          |                        |                          |   |
| \$1 to \$4,999   | 18 693               | 17 162               | 1 172       | 242         | 209         | 209                      | 33                     | 31                       | 117   |
| \$5,000 to \$24,999                                    | 3 065                | 2 170                | 610         | 267         | 229         | 227                      | 38                     | 37                       | 18  |
| \$25,000 to \$49,999                                   | 574                  | 240                  | 271         | 58          | 54          | 51                       | 4                      | 4                        | 5   |
| \$50,000 or more                                       | 225                  | 52                   | 144         | 27          | 21          | 20                       | 6                      | 4                        | 2   |
| Agricultural chemicals                                 | farms... 16 597      | 14 094               | 1 780       | 598         | 527         | 521                      | 71                     | 64                       | 125   |
|  | \$1,000... 130 399   | 50 181               | 64 502      | 14 902      | 12 691      | 12 327                   | 2 211                  | 1 941                    | 814   |
| Farms with expenses of—                                |                      |                      |             |             |             |                          |                        |                          |   |
| \$1 to \$4,999   | 13 050               | 11 920               | 825         | 203         | 185         | 185                      | 18                     | 15                       | 102   |
| \$5,000 to \$24,999                                    | 2 153                | 1 613                | 314         | 206         | 177         | 176                      | 29                     | 29                       | 20  |
| \$25,000 to \$49,999                                   | 755                  | 434                  | 207         | 113         | 102         | 99                       | 11                     | 10                       | 1   |
| \$50,000 or more                                       | 639                  | 127                  | 434         | 76          | 63          | 61                       | 13                     | 10                       | 2   |
| Petroleum products                                     | farms... 32 592      | 28 842               | 2 767       | 774         | 663         | 653                      | 111                    | 98                       | 209   |
|  | \$1,000... 86 016    | 47 582               | 27 940      | 9 861       | 8 018       | 7 224                    | 1 844                  | 1 118                    | 633   |
| Farms with expenses of—                                |                      |                      |             |             |             |                          |                        |                          |   |
| \$1 to \$4,999   | 28 733               | 26 468               | 1 757       | 319         | 271         | 270                      | 48                     | 45                       | 189   |
| \$5,000 to \$24,999                                    | 3 293                | 2 248                | 666         | 364         | 315         | 313                      | 49                     | 43                       | 15  |
| \$25,000 to \$49,999                                   | 411                  | 105                  | 240         | 64          | 59          | 55                       | 5                      | 5                        | 2   |
| \$50,000 or more                                       | 155                  | 21                   | 104         | 27          | 18          | 15                       | 9                      | 5                        | 3   |
| Gasoline and gasohol                                   | farms... 22 333      | 19 503               | 2 119       | 577         | 491         | 482                      | 86                     | 77                       | 134   |
|  | \$1,000... 23 857    | 15 181               | 6 243       | 2 245       | 1 917       | 1 693                    | 328                    | 213                      | 189   |
| Diesel fuel  | farms... 23 700      | 20 668               | 2 177       | 699         | 607         | 598                      | 92                     | 80                       | 156   |
|  | \$1,000... 46 517    | 23 398               | 17 538      | 5 300       | 4 428       | 4 112                    | 872                    | 648                      | 281   |
| Natural gas  | farms... 987         | 798                  | 94          | 77          | 68          | 65                       | 9                      | 8                        | 18  |
|  | \$1,000... 2 263     | 1 128                | 386         | 656         | 513         | 328                      | 142                    | (D)                      | 93  |
| LP gas, fuel oil, kerosene, motor oil, grease, etc.    | farms... 20 759      | 17 690               | 2 220       | 681         | 589         | 579                      | 92                     | 81                       | 168   |
|  | \$1,000... 13 379    | 7 874                | 3 773       | 1 661       | 1 160       | 1 091                    | 501                    | (D)                      | 70  |

See footnotes at end of table.

**Table 49. Summary by Type of Organization: 1987—Con.**

[For meaning of abbreviations and symbols, see introductory text]

| Item  | Total             | Individual or family | Partnership     | Corporation   |               |                         |                        |                         | Other—cooperative, estate or trust, institutional, etc. |
|---|-------------------|----------------------|-----------------|---------------|---------------|-------------------------|------------------------|-------------------------|---|
|   |                   |                      |                 | Total         | Family held   |                         | Other than family held |                         |   |
|   |                   |                      |                 |               | Total         | 10 or less stockholders | Total                  | 10 or less stockholders |   |
| <b>FARM PRODUCTION EXPENSES<sup>1</sup></b>   |                   |                      |                 |               |               |                         |                        |                         |   |
| —Con.   |                   |                      |                 |               |               |                         |                        |                         |   |
| Total farm production expenses—Con.   |                   |                      |                 |               |               |                         |                        |                         |   |
| Electricity ----- farms... \$1,000...   | 15 537<br>20 614  | 13 105<br>10 756     | 1 722<br>5 291  | 635<br>4 427  | 540<br>3 295  | 530<br>2 454            | 95<br>1 133            | 84<br>807               | 75<br>139   |
| Farms with expenses of—   |                   |                      |                 |               |               |                         |                        |                         |   |
| \$1 to \$999 .....  | 11 807            | 10 581               | 921             | 249           | 209           | 209                     | 40                     | 39                      | 56  |
| \$1,000 to \$4,999 .....  | 2 968             | 2 179                | 517             | 261           | 232           | 228                     | 29                     | 26                      | 11  |
| \$5,000 to \$24,999 .....   | 672               | 328                  | 247             | 91            | 75            | 74                      | 16                     | 12                      | 6   |
| \$25,000 or more .....  | 90                | 17                   | 37              | 34            | 24            | 19                      | 10                     | 7                       | 2   |
| Hired farm labor ----- farms... \$1,000...  | 13 073<br>142 341 | 10 735<br>56 842     | 1 643<br>55 342 | 611<br>28 485 | 518<br>22 527 | 508<br>20 779           | 93<br>5 958            | 83<br>4 302             | 84<br>1 672   |
| Farms with expenses of—   |                   |                      |                 |               |               |                         |                        |                         |   |
| \$1 to \$4,999 .....  | 9 057             | 8 266                | 617             | 125           | 93            | 93                      | 32                     | 31                      | 49  |
| \$5,000 to \$24,999 .....   | 2 502             | 1 877                | 394             | 209           | 187           | 186                     | 22                     | 21                      | 22  |
| \$25,000 to \$99,999 .....  | 1 280             | 557                  | 506             | 210           | 185           | 183                     | 25                     | 20                      | 7   |
| \$100,000 or more .....   | 234               | 35                   | 126             | 67            | 53            | 46                      | 14                     | 11                      | 6   |
| Contract labor ----- farms... \$1,000...  | 3 922<br>13 409   | 3 199<br>7 941       | 521<br>3 414    | 184<br>1 909  | 148<br>1 454  | 147<br>(D)              | 36<br>456              | 33<br>205               | 18<br>144   |
| Farms with expenses of—   |                   |                      |                 |               |               |                         |                        |                         |   |
| \$1 to \$999 .....  | 2 008             | 1 783                | 177             | 41            | 32            | 31                      | 9                      | 9                       | 7   |
| \$1,000 to \$4,999 .....  | 1 256             | 1 015                | 168             | 72            | 61            | 61                      | 11                     | 11                      | 1   |
| \$5,000 to \$24,999 .....   | 581               | 365                  | 150             | 56            | 44            | 44                      | 12                     | 11                      | 10  |
| \$25,000 or more .....  | 77                | 36                   | 26              | 15            | 11            | 11                      | 4                      | 2                       | -   |
| Repair and maintenance ----- farms... \$1,000...  | 26 650<br>98 000  | 23 249<br>49 381     | 2 504<br>33 933 | 719<br>13 911 | 624<br>10 270 | 615<br>8 727            | 95<br>3 642            | 84<br>2 887             | 178<br>774  |
| Farms with expenses of—   |                   |                      |                 |               |               |                         |                        |                         |   |
| \$1 to \$4,999 .....  | 22 804            | 20 853               | 1 517           | 276           | 231           | 230                     | 45                     | 41                      | 158   |
| \$5,000 to \$24,999 .....   | 3 110             | 2 209                | 558             | 330           | 298           | 296                     | 32                     | 29                      | 13  |
| \$25,000 to \$49,999 .....  | 478               | 153                  | 254             | 68            | 59            | 56                      | 9                      | 7                       | 3   |
| \$50,000 or more .....  | 258               | 34                   | 175             | 45            | 36            | 33                      | 9                      | 7                       | 4   |
| Customwork, machine hire, and rental of machinery and equipment ----- farms... \$1,000... | 9 393<br>43 453   | 7 778<br>17 781      | 1 160<br>20 052 | 384<br>5 259  | 342<br>4 267  | 339<br>4 197            | 42<br>991              | 38<br>608               | 71<br>361   |
| Farms with expenses of—   |                   |                      |                 |               |               |                         |                        |                         |   |
| \$1 to \$999 .....  | 5 156             | 4 675                | 360             | 72            | 66            | 66                      | 6                      | 6                       | 49  |
| \$1,000 to \$4,999 .....  | 2 684             | 2 262                | 316             | 91            | 79            | 79                      | 12                     | 12                      | 15  |
| \$5,000 to \$24,999 .....   | 1 214             | 756                  | 284             | 170           | 158           | 156                     | 12                     | 12                      | 4   |
| \$25,000 or more .....  | 339               | 85                   | 200             | 51            | 39            | 38                      | 12                     | 8                       | 3   |
| Interest expense ----- farms... \$1,000...  | 14 197<br>90 636  | 12 061<br>53 905     | 1 617<br>24 533 | 487<br>11 905 | 415<br>10 147 | 409<br>8 712            | 72<br>1 758            | 66<br>1 560             | 32<br>293   |
| Farms with expenses of—   |                   |                      |                 |               |               |                         |                        |                         |   |
| \$1 to \$4,999 .....  | 10 087            | 9 088                | 806             | 176           | 148           | 147                     | 28                     | 26                      | 17  |
| \$5,000 to \$24,999 .....   | 3 378             | 2 636                | 537             | 194           | 170           | 169                     | 24                     | 23                      | 11  |
| \$25,000 to \$99,999 .....  | 662               | 318                  | 244             | 96            | 80            | 80                      | 16                     | 13                      | 4   |
| \$100,000 or more .....   | 70                | 19                   | 30              | 21            | 17            | 13                      | 4                      | 4                       | -   |
| Secured by real estate ----- farms... \$1,000...  | 9 772<br>63 210   | 8 604<br>40 294      | 903<br>14 468   | 245<br>8 250  | 202<br>7 045  | 197<br>5 799            | 43<br>1 205            | 40<br>1 096             | 20<br>197   |
| Farms with expenses of—   |                   |                      |                 |               |               |                         |                        |                         |   |
| \$1 to \$999 .....  | 2 772             | 2 566                | 187             | 19            | 11            | 10                      | 8                      | 8                       | -   |
| \$1,000 to \$4,999 .....  | 4 159             | 3 828                | 265             | 58            | 49            | 48                      | 9                      | 9                       | 8   |
| \$5,000 to \$24,999 .....   | 2 375             | 1 983                | 294             | 88            | 75            | 75                      | 13                     | 12                      | 10  |
| \$25,000 or more .....  | 466               | 227                  | 157             | 80            | 67            | 63                      | 13                     | 11                      | 2   |
| Not secured by real estate ----- farms... \$1,000...                                      | 6 733<br>27 426   | 5 430<br>13 611      | 970<br>10 065   | 313<br>3 655  | 276<br>3 102  | 272<br>2 913            | 37<br>553              | 34<br>465               | 20<br>96  |
| Farms with expenses of—   |                   |                      |                 |               |               |                         |                        |                         |   |
| \$1 to \$999 .....  | 3 148             | 2 863                | 237             | 40            | 37            | 37                      | 3                      | 2                       | 8   |
| \$1,000 to \$4,999 .....  | 2 183             | 1 796                | 270             | 109           | 99            | 98                      | 10                     | 9                       | 8   |
| \$5,000 to \$24,999 .....   | 1 205             | 722                  | 354             | 127           | 109           | 108                     | 18                     | 18                      | 2   |
| \$25,000 or more .....  | 197               | 49                   | 109             | 37            | 31            | 29                      | 6                      | 5                       | 2   |
| Cash rent ----- farms... \$1,000...   | 8 915<br>102 996  | 7 100<br>36 526      | 1 349<br>53 635 | 424<br>12 030 | 370<br>9 604  | 367<br>9 557            | 54<br>2 426            | 49<br>2 074             | 42<br>804   |
| Farms with expenses of—   |                   |                      |                 |               |               |                         |                        |                         |   |
| \$1 to \$4,999 .....  | 6 271             | 5 508                | 606             | 130           | 112           | 110                     | 18                     | 18                      | 27  |
| \$5,000 to \$9,999 .....  | 745               | 610                  | 84              | 40            | 39            | 39                      | 1                      | 1                       | 11  |
| \$10,000 to \$24,999 .....  | 911               | 640                  | 158             | 112           | 100           | 100                     | 12                     | 11                      | 1   |
| \$25,000 or more .....  | 988               | 342                  | 501             | 142           | 119           | 118                     | 23                     | 19                      | 3   |
| Property taxes ----- farms... \$1,000...  | 30 575<br>23 793  | 27 507<br>16 700     | 2 292<br>4 581  | 601<br>2 358  | 528<br>2 081  | 518<br>(D)              | 73<br>276              | 63<br>178               | 175<br>153  |
| Farms with expenses of—   |                   |                      |                 |               |               |                         |                        |                         |   |
| \$1 to \$4,999 .....  | 29 761            | 27 113               | 2 010           | 468           | 411           | 409                     | 57                     | 52                      | 170   |
| \$5,000 to \$9,999 .....  | 577               | 310                  | 178             | 84            | 74            | 73                      | 10                     | 8                       | 5   |
| \$10,000 to \$24,999 .....  | 204               | 75                   | 94              | 35            | 31            | 28                      | 4                      | 3                       | -   |
| \$25,000 or more .....  | 33                | 9                    | 10              | 12            | 12            | 8                       | 2                      | -                       | -   |
| All other farm production expenses ----- farms... \$1,000...                              | 28 885<br>117 219 | 25 326<br>52 957     | 2 616<br>40 947 | 778<br>22 349 | 666<br>17 789 | 656<br>12 157           | 112<br>4 560           | 99<br>3 451             | 165<br>966  |
| Farms with expenses of—   |                   |                      |                 |               |               |                         |                        |                         |   |
| \$1 to \$4,999 .....  | 25 456            | 23 239               | 1 682           | 399           | 346           | 346                     | 53                     | 49                      | 136   |
| \$5,000 to \$24,999 .....   | 2 553             | 1 765                | 533             | 232           | 201           | 197                     | 31                     | 30                      | 23  |
| \$25,000 to \$49,999 .....  | 458               | 208                  | 184             | 63            | 52            | 52                      | 11                     | 9                       | 3   |
| \$50,000 or more .....  | 418               | 114                  | 217             | 84            | 67            | 61                      | 17                     | 11                      | 3   |

See footnotes at end of table.

Table 49. Summary by Type of Organization: 1987—Con.

[For meaning of abbreviations and symbols, see introductory text]

| Item   | Total     | Individual or family | Partnership | Corporation |             |                         |                        | Other—cooperative, estate or trust, institutional, etc. |                         |
|--|-----------|----------------------|-------------|-------------|-------------|-------------------------|------------------------|---|-------------------------|
|  |           |                      |             | Total       | Family held |                         | Other than family held |   |                         |
|  |           |                      |             |             | Total       | 10 or less stockholders | Total                  |   | 10 or less stockholders |
| <b>NET CASH RETURN FROM AGRICULTURAL SALES FOR THE FARM UNIT<sup>1</sup></b>                         |           |                      |             |             |             |                         |                        |   |                         |
| All farms.....number.....  | 34 075    | 30 241               | 2 811       | 798         | 686         | 676                     | 112                    | 99  | 225                     |
| .....\$1,000.....  | 332 280   | 174 917              | 107 128     | 49 425      | 40 040      | 30 720                  | 9 385                  | 7 329   | 810                     |
| Average per farm.....dollars.....  | 9 751     | 5 784                | 38 110      | 61 936      | 58 367      | 45 444                  | 83 794                 | 74 032  | 3 600                   |
| Farms with net gains <sup>2</sup> .....number.....   | 17 692    | 15 349               | 1 709       | 526         | 461         | 452                     | 65                     | 56  | 108                     |
| Average net gain.....dollars.....  | 23 285    | 15 351               | 68 929      | 107 722     | 96 670      | 77 072                  | 186 108                | 141 760   | 17 229                  |
| Gain of—   |           |                      |             |             |             |                         |                        |   |                         |
| Less than \$1,000.....   | 3 714     | 3 548                | 148         | 8           | 6           | 6                       | 2                      | 1   | 10                      |
| \$1,000 to \$9,999.....  | 8 222     | 7 527                | 518         | 111         | 108         | 108                     | 3                      | 3   | 66                      |
| \$10,000 to \$49,999.....  | 3 452     | 2 860                | 401         | 168         | 148         | 146                     | 20                     | 19  | 23                      |
| \$50,000 or more.....  | 2 304     | 1 414                | 642         | 239         | 199         | 192                     | 40                     | 33  | 9                       |
| Farms with net losses.....number.....  | 16 383    | 14 892               | 1 102       | 272         | 225         | 224                     | 47                     | 43  | 117                     |
| Average net loss.....dollars.....  | 4 863     | 4 077                | 9 684       | 26 608      | 20 112      | (D)                     | 57 702                 | 14 173  | 8 979                   |
| Loss of—   |           |                      |             |             |             |                         |                        |   |                         |
| Less than \$1,000.....   | 4 693     | 4 292                | 354         | 17          | 8           | 8                       | 9                      | 9   | 30                      |
| \$1,000 to \$9,999.....  | 10 054    | 9 324                | 565         | 113         | 94          | 94                      | 19                     | 17  | 52                      |
| \$10,000 to \$49,999.....  | 1 517     | 1 231                | 134         | 120         | 104         | 104                     | 16                     | 16  | 32                      |
| \$50,000 or more.....  | 119       | 45                   | 49          | 22          | 19          | 18                      | 3                      | 1   | 3                       |
| <b>GOVERNMENT PAYMENTS AND OTHER FARM-RELATED INCOME</b>   |           |                      |             |             |             |                         |                        |   |                         |
| Government payments.....farms.....   | 7 821     | 6 133                | 1 214       | 437         | 383         | 377                     | 54                     | 52  | 37                      |
| .....\$1,000.....  | 159 539   | 66 312               | 74 567      | 17 725      | 15 605      | 15 372                  | 2 121                  | (D)   | 934                     |
| Other farm-related income <sup>1</sup> .....farms.....   | 6 112     | 5 268                | 665         | 154         | 139         | 137                     | 15                     | 14  | 25                      |
| .....\$1,000.....  | 35 214    | 24 973               | 6 644       | 2 722       | 2 548       | (D)                     | 173                    | (D)   | 875                     |
| Customwork and other agricultural services.....farms.....  | 2 041     | 1 673                | 308         | 59          | 52          | 51                      | 7                      | 7   | 1                       |
| .....\$1,000.....  | 10 929    | 8 419                | 1 972       | (D)         | 485         | (D)                     | (D)                    | (D)   | (D)                     |
| Gross cash rent or share payments.....farms.....   | 1 856     | 1 591                | 179         | 71          | 69          | 68                      | 2                      | 2   | 15                      |
| .....\$1,000.....  | 11 274    | 7 055                | 1 992       | 1 486       | (D)         | 1 395                   | (D)                    | (D)   | 742                     |
| Forest products and Christmas trees.....farms.....   | 1 585     | 1 469                | 104         | 9           | 7           | 6                       | 2                      | 1   | 3                       |
| .....\$1,000.....  | 7 612     | 6 530                | 693         | (D)         | (D)         | 248                     | (D)                    | (D)   | (D)                     |
| Other farm-related income sources.....farms.....   | 1 638     | 1 321                | 252         | 49          | 43          | 42                      | 6                      | 5   | 16                      |
| .....\$1,000.....  | 5 399     | 2 968                | 1 987       | 436         | 378         | (D)                     | 58                     | (D)   | 8                       |
| <b>COMMODITY CREDIT CORPORATION LOANS</b>  |           |                      |             |             |             |                         |                        |   |                         |
| Total.....farms.....   | 2 035     | 1 444                | 420         | 159         | 137         | 136                     | 22                     | 20  | 12                      |
| .....\$1,000.....  | 86 435    | 33 909               | 40 999      | 11 134      | 9 398       | (D)                     | 1 736                  | (D)   | 394                     |
| Corn.....farms.....  | 388       | 304                  | 73          | 10          | 9           | 9                       | 1                      | -   | 1                       |
| .....\$1,000.....  | 3 906     | 1 955                | 1 669       | (D)         | (D)         | (D)                     | (D)                    | (D)   | (D)                     |
| Wheat.....farms.....   | 159       | 117                  | 34          | 8           | 7           | 7                       | 1                      | 1   | -                       |
| .....\$1,000.....  | 1 019     | 668                  | 302         | 49          | (D)         | (D)                     | (D)                    | (D)   | -                       |
| Soybeans.....farms.....  | 292       | 203                  | 60          | 28          | 26          | 25                      | 2                      | 1   | 1                       |
| .....\$1,000.....  | 10 322    | 4 072                | 4 722       | (D)         | (D)         | 1 267                   | (D)                    | (D)   | (D)                     |
| Sorghum, barley, and oats.....farms.....   | 364       | 222                  | 116         | 24          | 19          | 19                      | 5                      | 5   | 2                       |
| .....\$1,000.....  | 2 891     | 1 222                | 1 436       | (D)         | 179         | 179                     | (D)                    | (D)   | (D)                     |
| Cotton.....farms.....  | 929       | 707                  | 162         | 52          | 44          | 44                      | 8                      | 7   | 8                       |
| .....\$1,000.....  | 37 421    | 15 489               | 17 266      | 4 532       | 3 377       | 3 377                   | 1 156                  | (D)   | 134                     |
| Peanuts, rye, rice, tobacco, and honey.....farms.....  | 463       | 250                  | 137         | 73          | 62          | 61                      | 11                     | 11  | 3                       |
| .....\$1,000.....  | 30 876    | 10 503               | 15 603      | 4 519       | 4 084       | (D)                     | 436                    | 436   | 251                     |
| <b>LAND IN FARMS ACCORDING TO USE</b>  |           |                      |             |             |             |                         |                        |   |                         |
| Total cropland.....farms.....  | 29 785    | 26 404               | 2 522       | 724         | 629         | 618                     | 95                     | 87  | 135                     |
| .....acres.....  | 6 747 639 | 4 003 889            | 2 102 958   | 598 393     | 512 849     | 487 977                 | 85 544                 | 67 723  | 42 399                  |
| Harvested cropland.....farms.....  | 24 305    | 21 266               | 2 251       | 679         | 591         | 580                     | 88                     | 80  | 109                     |
| .....acres.....  | 4 272 651 | 2 284 391            | 1 530 590   | 435 847     | 373 247     | 360 079                 | 62 600                 | 51 408  | 21 823                  |
| Farms by acres harvested:  |           |                      |             |             |             |                         |                        |   |                         |
| 1 to 49 acres.....   | 14 953    | 14 084               | 703         | 101         | 89          | 88                      | 12                     | 11  | 65                      |
| 50 to 99 acres.....  | 2 942     | 2 661                | 228         | 41          | 35          | 33                      | 6                      | 5   | 12                      |
| 100 to 199 acres.....  | 2 000     | 1 722                | 201         | 7           | 62          | 62                      | 8                      | 7   | 7                       |
| 200 to 499 acres.....  | 2 084     | 1 629                | 260         | 182         | 155         | 153                     | 27                     | 26  | 13                      |
| 500 to 999 acres.....  | 1 305     | 829                  | 321         | 147         | 130         | 130                     | 17                     | 17  | 8                       |
| 1,000 to 1,999 acres.....  | 715       | 285                  | 333         | 95          | 85          | 82                      | 10                     | 9   | 2                       |
| 2,000 acres or more.....   | 306       | 56                   | 205         | 43          | 35          | 32                      | 8                      | 5   | 2                       |
| Cropland:  |           |                      |             |             |             |                         |                        |   |                         |
| Pasture or grazing only.....farms.....   | 15 642    | 14 440               | 983         | 152         | 138         | 136                     | 14                     | 13  | 67                      |
| .....acres.....  | 1 243 697 | 1 069 800            | 121 898     | 39 815      | 35 413      | (D)                     | 4 402                  | (D)   | 12 184                  |
| In cover crops, legumes, and soil-improvement grasses, not harvested and not pastured.....farms..... | 1 905     | 1 602                | 225         | 62          | 55          | 55                      | 7                      | 7   | 16                      |
| .....acres.....  | 140 490   | 92 713               | 34 996      | 11 688      | (D)         | (D)                     | (D)                    | (D)   | 1 093                   |
| On which all crops failed.....farms.....   | 1 167     | 1 009                | 122         | 27          | 25          | 25                      | 2                      | 2   | 9                       |
| .....acres.....  | 52 439    | 36 228               | 13 623      | 2 128       | (D)         | (D)                     | (D)                    | (D)   | 460                     |
| In cultivated summer fallow.....farms.....   | 1 883     | 1 264                | 417         | 191         | 171         | 169                     | 20                     | 20  | 11                      |
| .....acres.....  | 314 560   | 108 787              | 162 484     | 40 482      | 37 008      | (D)                     | 3 454                  | 3 454   | 2 827                   |
| Idle.....farms.....  | 6 788     | 5 575                | 864         | 308         | 263         | 258                     | 45                     | 42  | 41                      |
| .....acres.....  | 723 802   | 411 970              | 239 367     | 68 453      | 54 657      | 51 821                  | 13 796                 | 9 421   | 4 012                   |
| Total woodland.....farms.....  | 19 732    | 17 926               | 1 418       | 302         | 270         | 261                     | 32                     | 29  | 86                      |
| .....acres.....  | 2 341 341 | 1 851 474            | 322 790     | 128 891     | 112 343     | 96 224                  | 16 548                 | 11 270  | 38 186                  |
| Woodland pastured.....farms.....   | 12 803    | 11 857               | 770         | 127         | 112         | 107                     | 15                     | 13  | 49                      |
| .....acres.....  | 942 914   | 812 069              | 85 606      | 41 268      | 36 739      | 26 273                  | 4 529                  | (D)   | 3 971                   |
| Woodland not pastured.....farms.....   | 11 747    | 10 479               | 975         | 236         | 210         | 204                     | 28                     | 23  | 57                      |
| .....acres.....  | 1 398 427 | 1 039 405            | 237 184     | 87 623      | 75 604      | 69 951                  | 12 019                 | (D)   | 34 215                  |

See footnotes at end of table.

**Table 49. Summary by Type of Organization: 1987—Con.**

[For meaning of abbreviations and symbols, see introductory text]

| Item  | Total                            | Individual or family | Partnership | Corporation |             |                         |                        |                         | Other—cooperative, estate or trust, institutional, etc. |
|---|----------------------------------|----------------------|-------------|-------------|-------------|-------------------------|------------------------|-------------------------|---|
|   |                                  |                      |             | Total       | Family held |                         | Other than family held |                         |   |
|   |                                  |                      |             |             | Total       | 10 or less stockholders | Total                  | 10 or less stockholders |   |
| <b>LAND IN FARMS ACCORDING TO USE—Con.</b>                                    |                                  |                      |             |             |             |                         |                        |                         |   |
| Pastureland and rangeland other than cropland and woodland pastured           | farms... 10 458                  | 9 554                | 696         | 160         | 143         | 137                     | 17                     | 14                      | 48  |
|   | acres... 1 136 451               | 875 667              | 145 916     | 108 840     | 81 331      | 67 129                  | 27 509                 | 13 313                  | 6 028   |
| Land in house lots, ponds, roads, wasteland, etc.                             | farms... 20 506                  | 18 406               | 1 552       | 454         | 390         | 380                     | 64                     | 54                      | 94  |
|   | acres... 520 759                 | 359 346              | 101 048     | 54 676      | 46 565      | 41 930                  | 8 111                  | 6 737                   | 5 689   |
| Cropland under federal acreage reduction programs:                            |                                  |                      |             |             |             |                         |                        |                         |   |
| Annual commodity acreage adjustment programs                                  | farms... 5 025                   | 3 612                | 996         | 394         | 341         | 336                     | 53                     | 51                      | 23  |
|   | acres... 522 460                 | 212 778              | 247 768     | 59 139      | 51 183      | 50 073                  | 7 956                  | (D)                     | 2 775   |
| Conservation reserve program  | farms... 1 391                   | 1 204                | 135         | 40          | 38          | 37                      | 2                      | 2                       | 12  |
|   | acres... 131 462                 | 99 553               | 20 597      | 10 521      | (D)         | 10 035                  | (D)                    | (D)                     | 791   |
| Value of land and buildings <sup>1</sup>                                      | farms... 34 075                  | 30 241               | 2 811       | 798         | 686         | 676                     | 112                    | 99                      | 225   |
|   | \$1,000... 7 333 235             | 4 726 690            | 1 907 917   | 630 399     | 528 347     | 494 346                 | 102 052                | 73 371                  | 68 229  |
| Average per farm  | dollars... 215 209               | 156 301              | 678 732     | 789 974     | 770 185     | 731 281                 | 911 179                | 741 121                 | 303 240   |
| Average per acre  | dollars... 697                   | 682                  | 721         | 757         | 756         | 770                     | 762                    | 771                     | 612   |
| Farms by value group:   |                                  |                      |             |             |             |                         |                        |                         |   |
| \$1 to \$39,999   | 6 865                            | 6 442                | 338         | 46          | 43          | 43                      | 3                      | 2                       | 39  |
| \$40,000 to \$69,999  | 6 392                            | 5 979                | 309         | 69          | 66          | 66                      | 3                      | 2                       | 35  |
| \$70,000 to \$99,999  | 4 546                            | 4 205                | 252         | 61          | 56          | 56                      | 5                      | 3                       | 28  |
| \$100,000 to \$149,999  | 4 935                            | 4 562                | 311         | 26          | 24          | 23                      | 2                      | 1                       | 36  |
| \$150,000 to \$199,999  | 2 984                            | 2 720                | 219         | 38          | 23          | 22                      | 15                     | 15                      | 7   |
| \$200,000 to \$499,999  | 5 448                            | 4 732                | 443         | 215         | 175         | 175                     | 40                     | 39                      | 58  |
| \$500,000 to \$999,999  | 1 651                            | 1 141                | 339         | 163         | 143         | 143                     | 20                     | 17                      | 8   |
| \$1,000,000 to \$1,999,999  | 827                              | 362                  | 347         | 110         | 99          | 97                      | 11                     | 11                      | 8   |
| \$2,000,000 to \$4,999,999  | 364                              | 89                   | 214         | 56          | 47          | 43                      | 9                      | 7                       | 5   |
| \$5,000,000 or more   | 63                               | 9                    | 39          | 14          | 10          | 8                       | 4                      | 2                       | 1   |
| <b>VALUE OF MACHINERY AND EQUIPMENT<sup>1</sup></b>                           |                                  |                      |             |             |             |                         |                        |                         |   |
| Estimated market value of all machinery and equipment                         | farms... 34 023                  | 30 190               | 2 810       | 798         | 686         | 676                     | 112                    | 99                      | 225   |
|   | \$1,000... 1 187 399             | 781 163              | 288 277     | 106 987     | 90 432      | 81 159                  | 16 555                 | 14 032                  | 10 972  |
| Farms by value group:   |                                  |                      |             |             |             |                         |                        |                         |   |
| \$1 to \$4,999  | 3 295                            | 3 064                | 186         | 38          | 31          | 31                      | 7                      | 7                       | 7   |
| \$5,000 to \$9,999  | 9 648                            | 9 014                | 495         | 58          | 48          | 48                      | 10                     | 9                       | 81  |
| \$10,000 to \$19,999  | 7 230                            | 6 685                | 421         | 96          | 81          | 81                      | 15                     | 15                      | 28  |
| \$20,000 to \$49,999  | 7 938                            | 7 192                | 523         | 166         | 152         | 152                     | 14                     | 11                      | 57  |
| \$50,000 to \$99,999  | 3 215                            | 2 688                | 369         | 125         | 108         | 107                     | 17                     | 15                      | 33  |
| \$100,000 to \$199,999  | 1 656                            | 1 161                | 330         | 155         | 125         | 121                     | 30                     | 25                      | 10  |
| \$200,000 to \$499,999  | 864                              | 360                  | 378         | 119         | 105         | 104                     | 14                     | 13                      | 7   |
| \$500,000 or more   | 177                              | 26                   | 108         | 41          | 36          | 32                      | 5                      | 4                       | 2   |
| <b>SELECTED MACHINERY AND EQUIPMENT<sup>1</sup></b>                           |                                  |                      |             |             |             |                         |                        |                         |   |
| Motortrucks, including pickups  | farms... 28 929                  | 25 629               | 2 422       | 695         | 609         | 600                     | 86                     | 74                      | 183   |
|   | number... 50 617                 | 41 200               | 6 867       | 2 147       | 1 828       | 1 708                   | 319                    | 243                     | 403   |
| Wheel tractors  | farms... 30 458                  | 26 938               | 2 615       | 713         | 605         | 596                     | 108                    | 95                      | 192   |
|   | number... 62 506                 | 49 594               | 9 428       | 3 030       | 2 543       | 2 495                   | 487                    | 421                     | 454   |
| Less than 40 horsepower (PTO)   | farms... 16 014                  | 14 488               | 1 142       | 260         | 216         | 211                     | 44                     | 37                      | 124   |
|   | number... 20 803                 | 18 295               | 1 855       | 477         | 398         | 386                     | 79                     | 65                      | 176   |
| 40 horsepower (PTO) or more   | farms... 20 607                  | 17 763               | 2 107       | 622         | 530         | 522                     | 92                     | 83                      | 115   |
|   | number... 41 703                 | 31 299               | 7 573       | 2 553       | 2 145       | 2 109                   | 408                    | 356                     | 278   |
| Grain and bean combines   | farms... 5 315                   | 4 098                | 910         | 282         | 254         | 250                     | 28                     | 21                      | 25  |
|   | number... 7 371                  | 5 336                | 1 528       | 471         | 418         | 409                     | 53                     | 37                      | 36  |
| Cottonpickers and strippers   | farms... 2 808                   | 1 790                | 754         | 240         | 206         | 203                     | 34                     | 31                      | 24  |
|   | number... 4 660                  | 2 505                | 1 682       | 441         | 373         | 366                     | 68                     | 61                      | 32  |
| Mower conditioners  | farms... 6 992                   | 6 078                | 668         | 200         | 172         | 170                     | 28                     | 23                      | 46  |
|   | number... 8 029                  | 6 926                | 804         | 250         | 211         | (D)                     | 39                     | 29                      | 49  |
| Pickup balers   | farms... 8 587                   | 7 621                | 739         | 164         | 139         | 137                     | 25                     | 21                      | 63  |
|   | number... 10 222                 | 8 959                | 960         | 208         | 170         | (D)                     | 38                     | 29                      | 95  |
| <b>AGRICULTURAL CHEMICALS<sup>1</sup></b>                                     |                                  |                      |             |             |             |                         |                        |                         |   |
| Commercial fertilizer   | farms... 22 555                  | 19 623               | 2 197       | 594         | 513         | 507                     | 81                     | 76                      | 141   |
|   | acres on which used... 3 085 212 | 1 770 557            | 1 018 176   | 273 107     | 220 519     | 213 517                 | 52 588                 | 36 259                  | 23 372  |
| Lime  | farms... 4 896                   | 4 209                | 511         | 107         | 91          | 91                      | 16                     | 15                      | 69  |
|   | acres on which used... 291 340   | 202 596              | 66 937      | 18 416      | 15 900      | 15 900                  | 2 516                  | (D)                     | 3 391   |
|   | tons... 353 369                  | 245 326              | 81 677      | 22 184      | 19 623      | 19 623                  | 2 561                  | (D)                     | 4 182   |
| Sprays, dusts, granules, fumigants, etc., to control—                         |                                  |                      |             |             |             |                         |                        |                         |   |
| Insects on hay and other crops  | farms... 7 182                   | 5 622                | 1 097       | 405         | 356         | 351                     | 49                     | 43                      | 58  |
|   | acres on which used... 1 508 903 | 626 290              | 706 997     | 164 780     | 136 569     | 131 662                 | 28 211                 | 18 694                  | 10 836  |
| Nematodes in crops  | farms... 436                     | 284                  | 112         | 39          | 28          | 27                      | 11                     | 11                      | 1   |
|   | acres on which used... 113 361   | 42 469               | 59 429      | (D)         | 10 026      | (D)                     | (D)                    | (D)                     | (D)   |
| Diseases in crops and orchards  | farms... 1 600                   | 1 162                | 270         | 149         | 136         | 135                     | 13                     | 12                      | 19  |
|   | acres on which used... 317 737   | 115 559              | 156 295     | 43 527      | 35 214      | (D)                     | 8 313                  | (D)                     | 2 356   |
| Weeds, grass, or brush in crops and pasture                                   | farms... 11 043                  | 9 133                | 1 345       | 477         | 414         | 408                     | 63                     | 57                      | 88  |
|   | acres on which used... 2 863 229 | 1 444 807            | 1 085 032   | 317 792     | 265 196     | 255 579                 | 52 596                 | 37 709                  | 15 598  |
| Chemicals for defoliation or for growth control of crops or thinning of fruit | farms... 3 391                   | 2 367                | 741         | 250         | 214         | 212                     | 36                     | 34                      | 33  |
|   | acres on which used... 928 681   | 311 734              | 505 627     | 105 264     | 89 065      | (D)                     | 16 199                 | (D)                     | 6 056   |

See footnotes at end of table.

Table 49. Summary by Type of Organization: 1987—Con.

[For meaning of abbreviations and symbols, see introductory text]

| Item  | Total     | Individual or family | Partnership | Corporation |             |                         |                        |                         | Other—cooperative, estate or trust, institutional, etc. |
|---|-----------|----------------------|-------------|-------------|-------------|-------------------------|------------------------|-------------------------|---|
|   |           |                      |             | Total       | Family held |                         | Other than family held |                         |   |
|   |           |                      |             |             | Total       | 10 or less stockholders | Total                  | 10 or less stockholders |   |
| <b>TENURE AND RACE OF OPERATOR</b>                            |           |                      |             |             |             |                         |                        |                         |   |
| All operators .....   | 34 074    | 30 326               | 2 770       | 823         | 709         | 694                     | 114                    | 101                     | 155   |
| Full owners .....   | 22 012    | 20 483               | 1 113       | 304         | 259         | 249                     | 45                     | 37                      | 112   |
| Part owners .....   | 8 949     | 7 733                | 985         | 209         | 192         | 188                     | 17                     | 15                      | 22  |
| Tenants .....   | 3 113     | 2 110                | 672         | 310         | 258         | 257                     | 52                     | 49                      | 21  |
| White .....   | 31 041    | 27 517               | 2 605       | 798         | 689         | 674                     | 109                    | 96                      | 121   |
| Full owners .....   | 19 820    | 18 420               | 1 017       | 293         | 251         | 241                     | 42                     | 34                      | 90  |
| Part owners .....   | 8 363     | 7 191                | 946         | 206         | 189         | 185                     | 17                     | 15                      | 20  |
| Tenants .....   | 2 858     | 1 906                | 642         | 299         | 249         | 248                     | 50                     | 47                      | 11  |
| Black and other races .....                                   | 3 033     | 2 809                | 165         | 25          | 20          | 20                      | 5                      | 5                       | 34  |
| Full owners .....   | 2 192     | 2 063                | 96          | 11          | 8           | 8                       | 3                      | 3                       | 22  |
| Part owners .....   | 586       | 542                  | 39          | 3           | 3           | 3                       | -                      | -                       | 2   |
| Tenants .....   | 255       | 204                  | 30          | 11          | 9           | 9                       | 2                      | 2                       | 10  |
| <b>OWNED AND RENTED LAND</b>                                  |           |                      |             |             |             |                         |                        |                         |   |
| Land owned .....  | 31 053    | 28 292               | 2 108       | 518         | 456         | 442                     | 62                     | 52                      | 135   |
| farms... ..   | 31 053    | 28 292               | 2 108       | 518         | 456         | 442                     | 62                     | 52                      | 135   |
| acres... ..   | 6 669 006 | 5 012 865            | 1 040 532   | 516 078     | 436 606     | 379 992                 | 79 472                 | (D)                     | 99 531  |
| Owned land in farms .....                                     | 30 961    | 28 216               | 2 098       | 513         | 451         | 437                     | 62                     | 52                      | 134   |
| farms... ..   | 30 961    | 28 216               | 2 098       | 513         | 451         | 437                     | 62                     | 52                      | 134   |
| acres... ..   | 6 188 030 | 4 657 977            | 990 311     | 466 564     | 393 307     | 341 704                 | 73 257                 | 42 255                  | 73 178  |
| Land rented or leased from others .....                       | 12 151    | 9 914                | 1 668       | 526         | 457         | 452                     | 69                     | 64                      | 43  |
| farms... ..   | 12 151    | 9 914                | 1 668       | 526         | 457         | 452                     | 69                     | 64                      | 43  |
| acres... ..   | 4 672 996 | 2 486 888            | 1 719 827   | 445 984     | 380 429     | 372 204                 | 65 555                 | 57 888                  | 20 297  |
| Rented or leased land in farms .....                          | 12 062    | 9 843                | 1 657       | 519         | 450         | 445                     | 69                     | 64                      | 43  |
| farms... ..   | 12 062    | 9 843                | 1 657       | 519         | 450         | 445                     | 69                     | 64                      | 43  |
| acres... ..   | 4 558 160 | 2 432 399            | 1 682 401   | 424 236     | 359 781     | 351 556                 | 64 455                 | 56 788                  | 19 124  |
| Land rented or leased to others .....                         | 3 211     | 2 771                | 296         | 119         | 110         | 106                     | 9                      | 8                       | 25  |
| farms... ..   | 3 211     | 2 771                | 296         | 119         | 110         | 106                     | 9                      | 8                       | 25  |
| acres... ..   | 595 812   | 409 377              | 87 647      | 71 262      | 63 947      | 58 936                  | 7 315                  | (D)                     | 27 526  |
| <b>OPERATOR CHARACTERISTICS</b>                               |           |                      |             |             |             |                         |                        |                         |   |
| Operators by place of residence:                              |           |                      |             |             |             |                         |                        |                         |   |
| On farm operated .....  | 22 945    | 20 836               | 1 698       | 337         | 305         | 303                     | 32                     | 31                      | 74  |
| Not on farm operated .....                                    | 7 454     | 6 134                | 856         | 403         | 328         | 316                     | 75                     | 65                      | 61  |
| Not reported .....  | 3 675     | 3 356                | 216         | 83          | 76          | 75                      | 7                      | 5                       | 20  |
| Operators by principal occupation:                            |           |                      |             |             |             |                         |                        |                         |   |
| Farming .....   | 15 111    | 12 705               | 1 740       | 599         | 518         | 508                     | 81                     | 74                      | 67  |
| Other .....   | 18 983    | 17 621               | 1 030       | 224         | 191         | 186                     | 33                     | 27                      | 88  |
| Operators by days of work off farm:                           |           |                      |             |             |             |                         |                        |                         |   |
| None .....  | 12 581    | 10 688               | 1 352       | 465         | 392         | 383                     | 73                     | 67                      | 76  |
| Any .....   | 19 421    | 17 789               | 1 257       | 307         | 270         | 265                     | 37                     | 30                      | 68  |
| 1 to 99 days .....  | 2 684     | 2 370                | 224         | 72          | 65          | 64                      | 7                      | 6                       | 18  |
| 100 to 199 days .....   | 3 219     | 2 924                | 225         | 60          | 50          | 50                      | 10                     | 7                       | 10  |
| 200 days or more .....  | 13 518    | 12 495               | 808         | 175         | 155         | 151                     | 20                     | 17                      | 40  |
| Not reported .....  | 2 072     | 1 849                | 161         | 51          | 47          | 46                      | 4                      | 4                       | 11  |
| Operators by years on present farm:                           |           |                      |             |             |             |                         |                        |                         |   |
| 2 years or less .....   | 2 009     | 1 570                | 286         | 139         | 111         | 110                     | 28                     | 28                      | 14  |
| 3 or 4 years .....  | 2 060     | 1 752                | 219         | 78          | 64          | 62                      | 14                     | 14                      | 11  |
| 5 to 9 years .....  | 4 177     | 3 703                | 358         | 97          | 81          | 80                      | 16                     | 15                      | 19  |
| 10 years or more .....  | 17 517    | 15 731               | 1 363       | 360         | 323         | 316                     | 37                     | 32                      | 63  |
| Average years on present farm .....                           | 19.0      | 18.4                 | 17.3        | 14.3        | 15.0        | 14.9                    | 10.1                   | 9.8                     | 16.3  |
| Not reported .....  | 8 311     | 7 570                | 544         | 149         | 130         | 126                     | 19                     | 12                      | 48  |
| Operators by age group:                                       |           |                      |             |             |             |                         |                        |                         |   |
| Under 25 years .....  | 363       | 309                  | 50          | 4           | 4           | 4                       | -                      | -                       | -   |
| 25 to 34 years .....  | 2 979     | 2 554                | 322         | 90          | 80          | 79                      | 10                     | 10                      | 13  |
| 35 to 44 years .....  | 6 311     | 5 506                | 589         | 191         | 160         | 156                     | 31                     | 28                      | 25  |
| 45 to 49 years .....  | 3 606     | 3 228                | 263         | 97          | 88          | 87                      | 9                      | 8                       | 18  |
| 50 to 54 years .....  | 3 910     | 3 514                | 293         | 88          | 66          | 64                      | 22                     | 18                      | 15  |
| 55 to 59 years .....  | 4 100     | 3 680                | 309         | 100         | 83          | 82                      | 17                     | 14                      | 11  |
| 60 to 64 years .....  | 4 304     | 3 844                | 342         | 100         | 84          | 82                      | 16                     | 15                      | 18  |
| 65 to 69 years .....  | 3 570     | 3 211                | 262         | 77          | 73          | 73                      | 4                      | 3                       | 20  |
| 70 years and over .....                                       | 4 931     | 4 480                | 340         | 76          | 71          | 67                      | 5                      | 5                       | 35  |
| Average age .....   | 53.8      | 54.0                 | 51.9        | 51.4        | 51.6        | 51.5                    | 50.1                   | 49.8                    | 56.2  |
| Operators by sex:   |           |                      |             |             |             |                         |                        |                         |   |
| Male .....  | 31 893    | 28 354               | 2 615       | 793         | 680         | 665                     | 113                    | 101                     | 131   |
| Female .....  | 2 181     | 1 972                | 155         | 30          | 29          | 29                      | 1                      | -                       | 24  |
| Operators of Spanish origin (see text) .....                  | 48        | 45                   | 1           | 2           | 2           | 2                       | -                      | -                       | -   |
| <b>FARMS BY TYPE OF ORGANIZATION</b>                          |           |                      |             |             |             |                         |                        |                         |   |
| Individual or family (sole proprietorship) .....              | 30 326    | 30 326               | -           | -           | -           | -                       | -                      | -                       | -   |
| farms... ..   | 30 326    | 30 326               | -           | -           | -           | -                       | -                      | -                       | -   |
| acres... ..   | 7 090 376 | 7 090 376            | -           | -           | -           | -                       | -                      | -                       | -   |
| Partnership .....   | 2 770     | -                    | 2 770       | -           | -           | -                       | -                      | -                       | -   |
| farms... ..   | 2 770     | -                    | 2 770       | -           | -           | -                       | -                      | -                       | -   |
| acres... ..   | 2 672 712 | -                    | 2 672 712   | -           | -           | -                       | -                      | -                       | -   |
| Corporation:  |           |                      |             |             |             |                         |                        |                         |   |
| Family held .....   | 709       | -                    | -           | 709         | 709         | 694                     | -                      | -                       | -   |
| farms... ..   | 709       | -                    | -           | 709         | 709         | 694                     | -                      | -                       | -   |
| acres... ..   | 753 088   | -                    | -           | 753 088     | 753 088     | 693 260                 | -                      | -                       | -   |
| More than 10 stockholders .....                               | 15        | -                    | -           | 15          | 15          | -                       | -                      | -                       | -   |
| 10 or less stockholders .....                                 | 694       | -                    | -           | 694         | 694         | 694                     | -                      | -                       | -   |
| Other than family held .....                                  | 114       | -                    | -           | 114         | -           | -                       | 114                    | 101                     | -   |
| farms... ..   | 114       | -                    | -           | 114         | -           | -                       | 114                    | 101                     | -   |
| acres... ..   | 137 712   | -                    | -           | 137 712     | -           | -                       | 137 712                | 99 043                  | -   |
| More than 10 stockholders .....                               | 13        | -                    | -           | 13          | -           | -                       | 13                     | -                       | -   |
| 10 or less stockholders .....                                 | 101       | -                    | -           | 101         | -           | -                       | 101                    | 101                     | -   |
| Other—cooperative, estate or trust, institutional, etc. ..... | 155       | -                    | -           | -           | -           | -                       | -                      | -                       | 155   |
| farms... ..   | 155       | -                    | -           | -           | -           | -                       | -                      | -                       | 155   |
| acres... ..   | 92 302    | -                    | -           | -           | -           | -                       | -                      | -                       | 92 302  |

See footnotes at end of table.

**Table 49. Summary by Type of Organization: 1987—Con.**

[For meaning of abbreviations and symbols, see introductory text]

| Item  | Total     | Individual or family | Partnership | Corporation |             |                         |                        |                         | Other—cooperative, estate or trust, institutional, etc. |
|---|-----------|----------------------|-------------|-------------|-------------|-------------------------|------------------------|-------------------------|---|
|   |           |                      |             | Total       | Family held |                         | Other than family held |                         |   |
|   |           |                      |             |             | Total       | 10 or less stockholders | Total                  | 10 or less stockholders |   |
| <b>FARMS BY SIZE</b>  |           |                      |             |             |             |                         |                        |                         |   |
| 1 to 9 acres .....  | 1 387     | 1 263                | 80          | 33          | 26          | 26                      | 7                      | 6                       | 11  |
| 10 to 49 acres .....  | 6 240     | 5 927                | 250         | 41          | 31          | 29                      | 10                     | 7                       | 22  |
| 50 to 69 acres .....  | 2 748     | 2 589                | 141         | 14          | 12          | 12                      | 2                      | 2                       | 4   |
| 70 to 99 acres .....  | 3 942     | 3 716                | 178         | 29          | 26          | 26                      | 3                      | 2                       | 19  |
| 100 to 139 acres .....  | 3 943     | 3 695                | 195         | 39          | 34          | 31                      | 5                      | 4                       | 14  |
| 140 to 179 acres .....  | 2 873     | 2 675                | 168         | 17          | 15          | 14                      | 2                      | 2                       | 13  |
| 180 to 219 acres .....  | 2 061     | 1 897                | 130         | 21          | 20          | 20                      | 1                      | 1                       | 13  |
| 220 to 259 acres .....  | 1 437     | 1 299                | 111         | 25          | 24          | 24                      | 1                      | 1                       | 2   |
| 260 to 499 acres .....  | 4 291     | 3 841                | 308         | 123         | 98          | 98                      | 25                     | 23                      | 19  |
| 500 to 999 acres .....  | 2 884     | 2 310                | 355         | 201         | 178         | 177                     | 23                     | 23                      | 18  |
| 1,000 to 1,999 acres .....  | 1 445     | 839                  | 433         | 164         | 147         | 144                     | 17                     | 16                      | 9   |
| 2,000 acres or more .....   | 823       | 275                  | 421         | 116         | 98          | 93                      | 18                     | 14                      | 11  |
| <b>FARMS BY STANDARD INDUSTRIAL CLASSIFICATION</b>  |           |                      |             |             |             |                         |                        |                         |   |
| Cash grains (011) .....   | 4 274     | 3 522                | 513         | 221         | 194         | 190                     | 27                     | 22                      | 18  |
| Field crops, except cash grains (013) .....   | 4 518     | 3 444                | 802         | 247         | 213         | 209                     | 34                     | 33                      | 25  |
| Cotton (0131) .....   | 3 176     | 2 195                | 726         | 238         | 204         | 202                     | 34                     | 33                      | 17  |
| Tobacco (0132) .....  | -         | -                    | -           | -           | -           | -                       | -                      | -                       | -   |
| Sugarcane and sugar beets; Irish potatoes; field crops, except cash grains, n.e.c. (0133, 0134, 0139) ..... | 1 342     | 1 249                | 76          | 9           | 9           | 7                       | -                      | -                       | 8   |
| Vegetables and melons (016) .....   | 435       | 405                  | 24          | 6           | 6           | 6                       | -                      | -                       | -   |
| Fruits and tree nuts (017) .....  | 460       | 422                  | 23          | 13          | 9           | 9                       | 4                      | 4                       | 2   |
| Horticultural specialties (018) .....   | 237       | 182                  | 23          | 32          | 25          | 25                      | 7                      | 7                       | -   |
| General farms, primarily crop (019) .....   | 783       | 699                  | 57          | 15          | 14          | 13                      | 1                      | 1                       | 12  |
| Livestock, except dairy, poultry, and animal specialties (021) .....  | 19 441    | 18 196               | 986         | 177         | 156         | 155                     | 21                     | 20                      | 82  |
| Beef cattle, except feedlots (0212) .....   | 17 939    | 16 811               | 899         | 156         | 138         | 137                     | 18                     | 17                      | 73  |
| Dairy farms (024) .....   | 818       | 683                  | 116         | 15          | 14          | 14                      | 1                      | 1                       | 4   |
| Poultry and eggs (025) .....  | 1 470     | 1 360                | 67          | 39          | 27          | 22                      | 12                     | 8                       | 4   |
| Animal specialties (027) .....  | 1 233     | 1 053                | 123         | 54          | 47          | 47                      | 7                      | 5                       | 3   |
| General farms, primarily livestock and animal specialties (029) .....                                       | 405       | 360                  | 36          | 4           | 4           | 4                       | -                      | -                       | 5   |
| <b>LIVESTOCK</b>  |           |                      |             |             |             |                         |                        |                         |   |
| Cattle and calves inventory .....   | 22 482    | 20 801               | 1 356       | 232         | 207         | 203                     | 25                     | 22                      | 93  |
| farms.....  | 1 147 219 | 934 124              | 125 389     | 79 116      | 54 936      | 44 614                  | 24 180                 | 7 973                   | 8 590   |
| Farms with—   |           |                      |             |             |             |                         |                        |                         |   |
| 1 to 9 .....  | 3 616     | 3 427                | 161         | 6           | 6           | 6                       | -                      | -                       | 22  |
| 10 to 49 .....  | 12 936    | 12 216               | 606         | 72          | 70          | 70                      | 2                      | 2                       | 42  |
| 50 to 99 .....  | 3 507     | 3 220                | 243         | 34          | 31          | 31                      | 3                      | 3                       | 10  |
| 100 to 199 .....  | 1 603     | 1 346                | 205         | 43          | 39          | 38                      | 4                      | 4                       | 9   |
| 200 to 499 .....  | 648       | 494                  | 104         | 45          | 37          | 37                      | 8                      | 7                       | 5   |
| 500 or more .....   | 172       | 98                   | 37          | 32          | 24          | 21                      | 8                      | 6                       | 5   |
| Cows and heifers that had calved .....  | 20 011    | 18 478               | 1 237       | 206         | 184         | 180                     | 22                     | 19                      | 90  |
| farms.....  | 651 146   | 542 500              | 71 530      | 32 561      | 25 747      | 22 022                  | 6 614                  | 3 495                   | 4 555   |
| Beef cows .....   | 19 008    | 17 611               | 1 120       | 193         | 171         | 167                     | 22                     | 19                      | 84  |
| number.....   | 579 312   | 488 496              | 56 129      | 30 549      | (D)         | (D)                     | (D)                    | (D)                     | 4 138   |
| Farms with—   |           |                      |             |             |             |                         |                        |                         |   |
| 1 to 9 .....  | 5 096     | 4 836                | 210         | 20          | 18          | 18                      | 2                      | 2                       | 30  |
| 10 to 49 .....  | 11 192    | 10 487               | 600         | 68          | 64          | 64                      | 4                      | 4                       | 37  |
| 50 to 99 .....  | 1 817     | 1 598                | 173         | 38          | 34          | 34                      | 4                      | 4                       | 8   |
| 100 to 199 .....  | 601       | 494                  | 83          | 21          | 18          | 17                      | 3                      | 3                       | 3   |
| 200 to 499 .....  | 271       | 178                  | 49          | 38          | 31          | 30                      | 7                      | 5                       | 6   |
| 500 or more .....   | 31        | 18                   | 5           | 8           | 6           | 4                       | 2                      | 1                       | -   |
| Milk cows .....   | 1 643     | 1 457                | 159         | 18          | 17          | 17                      | 1                      | 1                       | 9   |
| farms.....  | 71 834    | 54 004               | 15 401      | 2 012       | (D)         | (D)                     | (D)                    | (D)                     | 417   |
| Farms with—   |           |                      |             |             |             |                         |                        |                         |   |
| 1 to 4 .....  | 675       | 634                  | 36          | 3           | 3           | 3                       | -                      | -                       | 2   |
| 5 to 9 .....  | 111       | 106                  | 3           | -           | -           | -                       | -                      | -                       | 2   |
| 10 to 49 .....  | 284       | 266                  | 14          | 2           | 1           | 1                       | 1                      | 1                       | 2   |
| 50 to 99 .....  | 320       | 275                  | 40          | 4           | 4           | 4                       | -                      | -                       | 1   |
| 100 to 199 .....  | 216       | 153                  | 54          | 7           | 7           | 7                       | -                      | -                       | 2   |
| 200 to 499 .....  | 33        | 21                   | 10          | 2           | 2           | 2                       | -                      | -                       | 2   |
| 500 or more .....   | 4         | 2                    | 2           | -           | -           | -                       | -                      | -                       | -   |
| Heifers and heifer calves .....   | 17 339    | 15 997               | 1 083       | 181         | 158         | 155                     | 23                     | 20                      | 78  |
| number.....   | 262 880   | 208 705              | 28 636      | 23 155      | 13 425      | 9 261                   | 9 730                  | 2 126                   | 2 384   |
| Steers, steer calves, bulls, and bull calves .....  | 18 816    | 17 382               | 1 150       | 203         | 179         | 176                     | 24                     | 21                      | 81  |
| number.....   | 233 193   | 182 919              | 25 223      | 23 400      | 15 764      | 13 331                  | 7 636                  | 2 352                   | 1 651   |
| Cattle and calves sold .....  | 22 087    | 20 408               | 1 352       | 246         | 219         | 214                     | 27                     | 24                      | 81  |
| farms.....  | 638 685   | 514 626              | 68 969      | 50 730      | 39 508      | 34 251                  | 11 222                 | 5 453                   | 4 360   |
| number.....   | 212 736   | 164 667              | 23 835      | 22 388      | 16 619      | 13 543                  | 5 788                  | 2 321                   | 1 846   |
| Calves .....  | 18 975    | 17 614               | 1 120       | 175         | 155         | 153                     | 20                     | 18                      | 66  |
| number.....   | 346 803   | 295 337              | 33 797      | 16 035      | 14 863      | (D)                     | 1 172                  | (D)                     | 1 634   |
| \$1,000.....  | 90 737    | 77 378               | 8 549       | 4 370       | 4 093       | (D)                     | 277                    | (D)                     | 440   |
| Cattle .....  | 13 533    | 12 402               | 898         | 179         | 157         | 153                     | 22                     | 20                      | 54  |
| farms.....  | 291 882   | 219 289              | 35 172      | 34 695      | 24 645      | (D)                     | 10 050                 | (D)                     | 2 726   |
| number.....   | 121 999   | 87 289               | 15 287      | 18 017      | 12 523      | (D)                     | 5 491                  | (D)                     | 1 406   |
| Fattened on grain and concentrates .....  | 1 021     | 939                  | 63          | 18          | 15          | 14                      | 3                      | 3                       | 1   |
| number.....   | 28 127    | 19 882               | (D)         | 4 896       | 4 421       | (D)                     | 475                    | 475                     | (D)   |
| \$1,000.....  | 13 567    | 9 136                | (D)         | 2 895       | 2 656       | (D)                     | 238                    | 238                     | (D)   |

See footnotes at end of table.



**Table 49. Summary by Type of Organization: 1987—Con.**

[For meaning of abbreviations and symbols, see introductory text]

| Item  | Total       | Individual or family | Partnership | Corporation |             |                         |                        |                         | Other—cooperative, estate or trust, institutional, etc. |
|---|-------------|----------------------|-------------|-------------|-------------|-------------------------|------------------------|-------------------------|---|
|   |             |                      |             | Total       | Family held |                         | Other than family held |                         |   |
|   |             |                      |             |             | Total       | 10 or less stockholders | Total                  | 10 or less stockholders |   |
| <b>LIVESTOCK—Con.</b>   |             |                      |             |             |             |                         |                        |                         |   |
| Hogs and pigs inventory..... farms...                         | 2 237       | 2 034                | 158         | 26          | 25          | 25                      | 1                      | 1                       | 19  |
| ..... number...   | 179 063     | 120 501              | 32 374      | 24 192      | (D)         | (D)                     | (D)                    | (D)                     | 1 996   |
| Farms with—   |             |                      |             |             |             |                         |                        |                         |   |
| 1 to 24 .....   | 1 592       | 1 485                | 85          | 13          | 13          | 13                      | -                      | -                       | 9   |
| 25 to 49 .....  | 189         | 176                  | 11          | 1           | 1           | 1                       | -                      | -                       | 1   |
| 50 to 99 .....  | 171         | 148                  | 18          | 3           | 3           | 3                       | -                      | -                       | 2   |
| 100 to 199.....   | 108         | 86                   | 16          | 3           | 2           | 2                       | 1                      | 1                       | 3   |
| 200 to 499.....   | 102         | 85                   | 11          | 2           | 2           | 2                       | -                      | -                       | 4   |
| 500 or more .....   | 75          | 54                   | 17          | 4           | 4           | 4                       | -                      | -                       | -   |
| Used or to be used for breeding..... farms...                 | 1 306       | 1 184                | 94          | 14          | 13          | 13                      | 1                      | 1                       | 14  |
| ..... number...   | 23 473      | 16 842               | 3 431       | 2 807       | (D)         | (D)                     | (D)                    | (D)                     | 393   |
| Other..... farms...   | 2 034       | 1 842                | 149         | 24          | 23          | 23                      | 1                      | 1                       | 19  |
| ..... number...   | 155 590     | 103 659              | 28 943      | 21 385      | (D)         | (D)                     | (D)                    | (D)                     | 1 603   |
| Hogs and pigs sold..... farms...                              | 1 622       | 1 463                | 119         | 22          | 21          | 21                      | 1                      | 1                       | 18  |
| ..... number...   | 284 630     | 192 193              | 52 414      | 35 839      | (D)         | (D)                     | (D)                    | (D)                     | 4 184   |
| ..... \$1,000...  | 28 011      | 18 198               | 5 634       | 3 752       | (D)         | (D)                     | (D)                    | (D)                     | 427   |
| Feeder pigs..... farms...                                     | 401         | 369                  | 20          | 2           | 1           | 1                       | 1                      | 1                       | 10  |
| ..... number...   | 46 906      | 42 832               | 2 104       | (D)         | (D)         | (D)                     | (D)                    | (D)                     | (D)   |
| ..... \$1,000...  | 1 808       | 1 646                | 70          | (D)         | (D)         | (D)                     | (D)                    | (D)                     | (D)   |
| Litters of pigs farrowed between—                             |             |                      |             |             |             |                         |                        |                         |   |
| Dec. 1 of preceding year and Nov. 30 .. farms...              | 1 358       | 1 231                | 98          | 14          | 13          | 13                      | 1                      | 1                       | 15  |
| ..... number...   | 33 653      | 23 413               | 4 801       | 4 929       | (D)         | (D)                     | (D)                    | (D)                     | 510   |
| Dec. 1 and May 31 .....                                       | 1 231       | 1 117                | 87          | 14          | 13          | 13                      | 1                      | 1                       | 13  |
| ..... number...   | 16 856      | 11 751               | 2 351       | 2 505       | (D)         | (D)                     | (D)                    | (D)                     | 249   |
| June 1 and Nov. 30 .....                                      | 1 079       | 969                  | 86          | 10          | 9           | 9                       | 1                      | 1                       | 14  |
| ..... number...   | 16 797      | 11 662               | 2 450       | 2 424       | (D)         | (D)                     | (D)                    | (D)                     | 261   |
| Sheep and lambs of all ages inventory..... farms...           | 218         | 187                  | 22          | 4           | 3           | 3                       | 1                      | 1                       | 5   |
| ..... number...   | 5 395       | 4 484                | 457         | 39          | (D)         | (D)                     | (D)                    | (D)                     | 415   |
| Ewes 1 year old or older..... farms...                        | 166         | 140                  | 17          | 4           | 3           | 3                       | 1                      | 1                       | 5   |
| ..... number...   | 3 282       | 2 868                | 262         | 20          | (D)         | (D)                     | (D)                    | (D)                     | 132   |
| Sheep and lambs sold..... farms...                            | 153         | 132                  | 17          | 1           | 1           | 1                       | -                      | -                       | 3   |
| ..... number...   | 2 597       | 2 216                | 194         | (D)         | (D)         | (D)                     | -                      | -                       | (D)   |
| Sheep and lambs shorn..... farms...                           | 148         | 124                  | 16          | 4           | 3           | 3                       | 1                      | 1                       | 4   |
| ..... number...   | 4 128       | 3 389                | 328         | 34          | (D)         | (D)                     | (D)                    | (D)                     | 377   |
| ..... pounds of wool...                                       | 23 183      | 19 160               | 1 856       | 408         | (D)         | (D)                     | (D)                    | (D)                     | 1 759   |
| Horses and ponies inventory..... farms...                     | 6 256       | 5 713                | 416         | 98          | 90          | 84                      | 8                      | 7                       | 29  |
| ..... number...   | 28 179      | 25 319               | 1 930       | 621         | 571         | 486                     | 50                     | (D)                     | 309   |
| Horses and ponies sold..... farms...                          | 991         | 919                  | 53          | 15          | 14          | 14                      | 1                      | 1                       | 4   |
| ..... number...   | 3 208       | 2 936                | 216         | 41          | (D)         | (D)                     | (D)                    | (D)                     | 15  |
| Goats inventory..... farms...                                 | 527         | 501                  | 14          | 10          | 7           | 7                       | 3                      | 3                       | 2   |
| ..... number...   | 5 323       | 5 095                | 154         | (D)         | 36          | 36                      | (D)                    | (D)                     | (D)   |
| Goats sold..... farms...                                      | 134         | 127                  | 4           | 2           | 1           | 1                       | 1                      | 1                       | 1   |
| ..... number...   | 1 447       | 1 354                | 62          | (D)         | (D)         | (D)                     | (D)                    | (D)                     | (D)   |
| <b>POULTRY</b>  |             |                      |             |             |             |                         |                        |                         |   |
| Chickens 3 months old or older inventory .. farms...          | 2 550       | 2 392                | 121         | 25          | 21          | 17                      | 4                      | 4                       | 12  |
| ..... number...   | 7 027 574   | 3 378 777            | 170 141     | 3 478 296   | 3 086 101   | 548 317                 | 392 195                | 392 195                 | 360   |
| Farms with—   |             |                      |             |             |             |                         |                        |                         |   |
| 1 to 399 .....  | 2 327       | 2 192                | 111         | 12          | 11          | 11                      | 1                      | 1                       | 12  |
| 400 to 3,199 .....  | 8           | 6                    | 1           | 1           | -           | -                       | 1                      | 1                       | -   |
| 3,200 to 9,999 .....  | 60          | 56                   | 4           | -           | -           | -                       | -                      | -                       | -   |
| 10,000 to 19,999 .....  | 96          | 91                   | 3           | 2           | 2           | 2                       | -                      | -                       | -   |
| 20,000 to 49,999 .....  | 40          | 37                   | 1           | 2           | 2           | 2                       | -                      | -                       | -   |
| 50,000 to 99,999 .....  | 12          | 9                    | 1           | 2           | 2           | -                       | -                      | -                       | -   |
| 100,000 or more .....   | 7           | 1                    | -           | 6           | 4           | 2                       | 2                      | 2                       | -   |
| Hens and pullets of laying age..... farms...                  | 2 493       | 2 344                | 115         | 24          | 20          | 16                      | 4                      | 4                       | 10  |
| ..... number...   | 5 883 378   | 2 683 513            | 169 646     | 3 029 867   | (D)         | 474 805                 | (D)                    | (D)                     | 352   |
| Pullets 3 months old or older not of laying age..... farms... | 503         | 467                  | 26          | 7           | 6           | 3                       | 1                      | 1                       | 3   |
| ..... number...   | 1 144 196   | 695 264              | 495         | 448 429     | (D)         | 73 512                  | (D)                    | (D)                     | 8   |
| Hens and pullets sold..... farms...                           | 370         | 342                  | 14          | 14          | 10          | 6                       | 4                      | 3                       | -   |
| ..... number...   | 7 025 428   | 4 638 978            | 177 472     | 2 208 978   | 1 946 720   | 252 194                 | 262 258                | (D)                     | -   |
| Broilers and other meat-type chickens sold..... farms...      | 1 129       | 1 063                | 46          | 17          | 13          | 13                      | 4                      | 3                       | 3   |
| ..... number...   | 276 652 292 | 258 373 945          | 11 681 907  | 6 401 357   | 5 430 571   | 5 430 571               | 970 786                | (D)                     | 195 083   |
| Farms with—   |             |                      |             |             |             |                         |                        |                         |   |
| 1 to 1,999 .....  | 20          | 18                   | -           | 1           | -           | -                       | 1                      | 1                       | 1   |
| 2,000 to 59,999 .....   | 71          | 67                   | 3           | -           | -           | -                       | -                      | -                       | 1   |
| 60,000 to 99,999 .....  | 91          | 88                   | 3           | -           | -           | -                       | -                      | -                       | -   |
| 100,000 or more .....   | 947         | 890                  | 40          | 16          | 13          | 13                      | 3                      | 2                       | 1   |
| Turkey hens kept for breeding..... farms...                   | 181         | 167                  | 10          | 3           | 2           | 2                       | 1                      | 1                       | 1   |
| ..... number...   | 992         | 946                  | 23          | (D)         | (D)         | (D)                     | (D)                    | (D)                     | (D)   |
| Turkeys sold..... farms...                                    | 19          | 19                   | -           | -           | -           | -                       | -                      | -                       | -   |
| ..... number...   | 172         | 172                  | -           | -           | -           | -                       | -                      | -                       | -   |

See footnotes at end of table.

**Table 49. Summary by Type of Organization: 1987—Con.**

[For meaning of abbreviations and symbols, see introductory text]

| Item                          | Total                  | Individual or family | Partnership | Corporation |             |                         |                        |                         | Other—cooperative, estate or trust, institutional, etc. |
|-------------------------------|------------------------|----------------------|-------------|-------------|-------------|-------------------------|------------------------|-------------------------|---|
|                               |                        |                      |             | Total       | Family held |                         | Other than family held |                         |   |
|                               |                        |                      |             |             | Total       | 10 or less stockholders | Total                  | 10 or less stockholders |   |
| <b>CROPS HARVESTED</b>        |                        |                      |             |             |             |                         |                        |                         |   |
| Corn for grain or seed        | farms... 4 020         | 3 603                | 344         | 52          | 49          | 46                      | 3                      | 1                       | 21  |
|                               | acres... 120 361       | 84 618               | 29 088      | 6 316       | 4 619       | 3 895                   | 1 697                  | (D)                     | 339   |
|                               | bushels... 9 369 093   | 6 290 349            | 2 622 275   | 442 872     | 385 733     | 311 952                 | 57 139                 | (D)                     | 13 597  |
| Irrigated                     | farms... 73            | 52                   | 12          | 7           | 7           | 7                       | -                      | -                       | 2   |
|                               | acres... 4 626         | 2 121                | 1 767       | (D)         | (D)         | (D)                     | -                      | -                       | (D)   |
| Farms by acres harvested:     |                        |                      |             |             |             |                         |                        |                         |   |
| 1 to 24 acres                 | 3 082                  | 2 864                | 184         | 17          | 16          | 16                      | 1                      | -                       | 17  |
| 25 to 99 acres                | 646                    | 544                  | 79          | 19          | 19          | 19                      | -                      | -                       | 4   |
| 100 to 249 acres              | 208                    | 150                  | 49          | 9           | 8           | 7                       | 1                      | 1                       | -   |
| 250 to 499 acres              | 62                     | 36                   | 21          | 5           | 5           | 3                       | -                      | -                       | -   |
| 500 acres or more             | 22                     | 9                    | 11          | 2           | 1           | 1                       | 1                      | -                       | -   |
| Corn for silage or green chop | farms... 603           | 464                  | 103         | 27          | 25          | 23                      | 2                      | 1                       | 9   |
|                               | acres... 39 441        | 23 519               | 9 795       | 5 545       | (D)         | 3 074                   | (D)                    | (D)                     | 582   |
|                               | tons, green... 498 102 | 289 479              | 122 350     | 82 037      | (D)         | 43 568                  | (D)                    | (D)                     | 4 236   |
| Irrigated                     | farms... 19            | 11                   | 4           | 4           | 3           | 3                       | 1                      | -                       | -   |
|                               | acres... 1 347         | 319                  | 340         | 688         | (D)         | 320                     | (D)                    | -                       | -   |
| Farms by acres harvested:     |                        |                      |             |             |             |                         |                        |                         |   |
| 1 to 24 acres                 | 218                    | 202                  | 12          | 1           | 1           | 1                       | -                      | -                       | 3   |
| 25 to 99 acres                | 265                    | 190                  | 57          | 15          | 14          | 14                      | 1                      | 1                       | 3   |
| 100 to 249 acres              | 97                     | 62                   | 27          | 5           | 5           | 5                       | -                      | -                       | 3   |
| 250 to 499 acres              | 15                     | 8                    | 4           | 3           | 3           | 2                       | -                      | -                       | -   |
| 500 acres or more             | 8                      | 2                    | 3           | 3           | 2           | 1                       | 1                      | -                       | -   |
| Sorghum for grain or seed     | farms... 1 414         | 914                  | 387         | 104         | 92          | 88                      | 12                     | 11                      | 9   |
|                               | acres... 111 250       | 59 769               | 42 042      | 9 300       | 8 137       | 7 759                   | 1 163                  | (D)                     | 139   |
|                               | bushels... 6 758 881   | 3 415 442            | 2 700 542   | 632 603     | 561 128     | 539 203                 | 71 475                 | (D)                     | 10 294  |
| Irrigated                     | farms... 59            | 14                   | 32          | 7           | 7           | 7                       | 2                      | 2                       | 4   |
|                               | acres... 4 350         | 1 240                | 2 650       | 379         | (D)         | 260                     | (D)                    | (D)                     | 81  |
| Wheat for grain               | farms... 1 991         | 1 346                | 464         | 169         | 152         | 150                     | 17                     | 16                      | 12  |
|                               | acres... 283 477       | 145 094              | 105 577     | 32 516      | 29 624      | (D)                     | 2 892                  | (D)                     | 290   |
|                               | bushels... 9 674 702   | 4 759 967            | 3 679 100   | 1 227 086   | 1 118 887   | (D)                     | 108 199                | (D)                     | 8 549   |
| Irrigated                     | farms... 35            | 11                   | 20          | 4           | 4           | 4                       | -                      | -                       | -   |
|                               | acres... 6 773         | 2 255                | 3 997       | 521         | 521         | 521                     | -                      | -                       | -   |
| Farms by acres harvested:     |                        |                      |             |             |             |                         |                        |                         |   |
| 1 to 24 acres                 | 337                    | 298                  | 25          | 8           | 8           | 8                       | -                      | -                       | 6   |
| 25 to 99 acres                | 758                    | 574                  | 118         | 60          | 57          | 56                      | 3                      | 3                       | 6   |
| 100 to 249 acres              | 587                    | 348                  | 181         | 58          | 46          | 46                      | 12                     | 11                      | -   |
| 250 to 499 acres              | 215                    | 92                   | 90          | 33          | 31          | 30                      | 2                      | 2                       | -   |
| 500 acres or more             | 94                     | 34                   | 50          | 10          | 10          | 10                      | -                      | -                       | -   |
| Rice                          | farms... 803           | 412                  | 238         | 147         | 125         | 124                     | 22                     | 21                      | 6   |
|                               | acres... 195 505       | 77 026               | 86 612      | 30 826      | 27 634      | (D)                     | 3 192                  | (D)                     | 1 041   |
|                               | cwt... 10 466 632      | 4 196 365            | 4 633 446   | 1 578 978   | 1 434 410   | (D)                     | 144 568                | (D)                     | 57 843  |
| Irrigated                     | farms... 803           | 412                  | 238         | 147         | 125         | 124                     | 22                     | 21                      | 6   |
|                               | acres... 195 505       | 77 026               | 86 612      | 30 826      | 27 634      | (D)                     | 3 192                  | (D)                     | 1 041   |
| Farms by acres harvested:     |                        |                      |             |             |             |                         |                        |                         |   |
| 1 to 24 acres                 | 13                     | 9                    | 2           | 1           | 1           | 1                       | 1                      | -                       | -   |
| 25 to 99 acres                | 164                    | 102                  | 31          | 30          | 25          | 25                      | 5                      | 5                       | 1   |
| 100 to 249 acres              | 352                    | 203                  | 72          | 73          | 63          | 63                      | 10                     | 10                      | 4   |
| 250 to 499 acres              | 195                    | 89                   | 73          | 32          | 26          | 26                      | 6                      | 6                       | 1   |
| 500 acres or more             | 79                     | 9                    | 60          | 10          | 10          | 9                       | -                      | -                       | -   |
| Cotton                        | farms... 4 225         | 2 977                | 914         | 307         | 263         | 259                     | 44                     | 42                      | 27  |
|                               | acres... 1 028 249     | 384 005              | 524 300     | 112 879     | 94 722      | 93 558                  | 18 157                 | (D)                     | 7 065   |
|                               | bales... 1 654 648     | 537 410              | 917 014     | 188 321     | 158 529     | 156 369                 | 29 792                 | (D)                     | 11 903  |
| Irrigated                     | farms... 652           | 259                  | 290         | 95          | 81          | 81                      | 14                     | 13                      | 8   |
|                               | acres... 198 549       | 36 850               | 138 375     | 20 694      | 17 929      | 17 929                  | 2 765                  | (D)                     | 2 630   |
| Farms by acres harvested:     |                        |                      |             |             |             |                         |                        |                         |   |
| 1 to 24 acres                 | 867                    | 790                  | 61          | 8           | 7           | 5                       | 1                      | -                       | 8   |
| 25 to 99 acres                | 1 027                  | 887                  | 90          | 42          | 34          | 34                      | 8                      | 8                       | 8   |
| 100 to 249 acres              | 1 037                  | 791                  | 127         | 115         | 99          | 99                      | 16                     | 16                      | 4   |
| 250 to 499 acres              | 713                    | 416                  | 218         | 76          | 68          | 67                      | 8                      | 8                       | 3   |
| 500 acres or more             | 581                    | 93                   | 418         | 66          | 55          | 54                      | 11                     | 10                      | 4   |
| Soybeans for beans            | farms... 6 475         | 4 872                | 1 181       | 403         | 361         | 353                     | 42                     | 37                      | 39  |
|                               | acres... 2 006 263     | 1 075 400            | 703 552     | 220 816     | 193 357     | 187 822                 | 27 459                 | 21 339                  | 6 495   |
|                               | bushels... 41 329 519  | 20 320 592           | 15 819 188  | 5 020 078   | 4 377 133   | 4 241 555               | 642 945                | 459 931                 | 169 661   |
| Irrigated                     | farms... 686           | 329                  | 258         | 105         | 93          | 93                      | 12                     | 10                      | 6   |
|                               | acres... 217 827       | 68 676               | 115 047     | 32 413      | 27 914      | 27 914                  | 4 499                  | (D)                     | 1 691   |
| Farms by acres harvested:     |                        |                      |             |             |             |                         |                        |                         |   |
| 1 to 24 acres                 | 885                    | 812                  | 62          | 8           | 7           | 7                       | 1                      | -                       | 13  |
| 25 to 99 acres                | 1 864                  | 1 631                | 180         | 41          | 37          | 35                      | 4                      | 4                       | 12  |
| 100 to 249 acres              | 1 436                  | 1 113                | 217         | 99          | 88          | 87                      | 11                     | 10                      | 7   |
| 250 to 499 acres              | 1 032                  | 701                  | 227         | 101         | 91          | 90                      | 10                     | 9                       | 3   |
| 500 acres or more             | 1 248                  | 615                  | 475         | 154         | 138         | 134                     | 16                     | 14                      | 4   |
| Irish potatoes                | farms... 59            | 58                   | -           | -           | -           | -                       | -                      | -                       | 1   |
|                               | acres... 71            | (D)                  | -           | -           | -           | -                       | -                      | -                       | (D)   |
|                               | cwt... 8 980           | (D)                  | -           | -           | -           | -                       | -                      | -                       | (D)   |
| Irrigated                     | farms... -             | -                    | -           | -           | -           | -                       | -                      | -                       | -   |
|                               | acres... -             | -                    | -           | -           | -           | -                       | -                      | -                       | -   |
| Sweetpotatoes                 | farms... 116           | 94                   | 18          | 1           | 1           | 1                       | -                      | -                       | 3   |
|                               | acres... 2 803         | 1 849                | 550         | (D)         | (D)         | (D)                     | -                      | -                       | (D)   |
|                               | bushels... 528 564     | 376 336              | 124 168     | (D)         | (D)         | (D)                     | -                      | -                       | (D)   |
| Irrigated                     | farms... 5             | 3                    | -           | -           | -           | -                       | -                      | -                       | 2   |
|                               | acres... 80            | (D)                  | -           | -           | -           | -                       | -                      | -                       | (D)   |

See footnotes at end of table.

Table 49. Summary by Type of Organization: 1987—Con.

[For meaning of abbreviations and symbols, see introductory text]

| Item  | Total     | Individual or family | Partnership | Corporation |             |                          |                        | Other—cooperative, estate or trust, institutional, etc. |                          |
|---|-----------|----------------------|-------------|-------------|-------------|--------------------------|------------------------|---|--------------------------|
|   |           |                      |             | Total       | Family held |                          | Other than family held |   |                          |
|   |           |                      |             |             | Total       | 10 or less stock-holders | Total                  |   | 10 or less stock-holders |
| <b>CROPS HARVESTED—Con.</b>   |           |                      |             |             |             |                          |                        |   |                          |
| Hay—alfalfa, other tame, small grain, wild, grass silage, green chop, etc. (see text) -- farms... | 15 501    | 14 251               | 1 001       | 181         | 162         | 156                      | 19                     | 17  | 68                       |
| acres...  | 585 346   | 493 372              | 60 872      | 25 404      | 19 799      | 16 819                   | 5 605                  | (D)   | 5 698                    |
| tons, dry...  | 1 092 059 | 907 225              | 125 886     | 46 902      | 35 551      | 31 851                   | 11 351                 | (D)   | 12 046                   |
| Irrigated ----- farms...  | 95        | 82                   | 11          | 2           | 2           | 2                        | -                      | -   | -                        |
| acres...  | 2 018     | 1 338                | (D)         | (D)         | (D)         | (D)                      | -                      | -   | -                        |
| Farms by acres harvested:   |           |                      |             |             |             |                          |                        |   |                          |
| 1 to 24 acres -----   | 8 672     | 8 199                | 401         | 37          | 36          | 35                       | 1                      | 1   | 35                       |
| 25 to 99 acres -----  | 5 553     | 5 045                | 413         | 76          | 70          | 70                       | 6                      | 6   | 19                       |
| 100 to 249 acres -----  | 1 062     | 862                  | 152         | 38          | 35          | 34                       | 3                      | 3   | 10                       |
| 250 to 499 acres -----  | 173       | 123                  | 28          | 20          | 15          | 12                       | 5                      | 4   | 2                        |
| 500 acres or more -----   | 41        | 22                   | 7           | 10          | 6           | 5                        | 4                      | 3   | 2                        |
| Tame hay other than alfalfa, small grain, and wild hay (see text) ----- farms...                  | 10 175    | 9 310                | 689         | 132         | 113         | 108                      | 19                     | 17  | 44                       |
| acres...  | 364 823   | 304 888              | 36 257      | 19 487      | 14 615      | 12 210                   | 4 872                  | (D)   | 4 191                    |
| tons, dry...  | 733 265   | 606 556              | 82 547      | 36 060      | 26 218      | 23 558                   | 9 842                  | (D)   | 8 102                    |
| Irrigated ----- farms...  | 62        | 53                   | 8           | 1           | 1           | 1                        | -                      | -   | -                        |
| acres...  | 1 140     | 761                  | (D)         | (D)         | (D)         | (D)                      | -                      | -   | -                        |
| Vegetables harvested for sale (see text) ----- farms...   | 767       | 702                  | 48          | 13          | 13          | 13                       | -                      | -   | 4                        |
| acres...  | 8 650     | 7 039                | 1 296       | 167         | 167         | 167                      | -                      | -   | 148                      |
| Irrigated ----- farms...  | 85        | 70                   | 8           | 3           | 3           | 3                        | -                      | -   | 4                        |
| acres...  | 1 379     | 978                  | 187         | 66          | 66          | 66                       | -                      | -   | 148                      |
| Farms by acres harvested:   |           |                      |             |             |             |                          |                        |   |                          |
| 0.1 to 4.9 acres -----  | 439       | 408                  | 23          | 6           | 6           | 6                        | -                      | -   | 2                        |
| 5.0 to 24.9 acres -----   | 250       | 233                  | 12          | 4           | 4           | 4                        | -                      | -   | 1                        |
| 25.0 to 99.9 acres -----  | 58        | 48                   | 7           | 3           | 3           | 3                        | -                      | -   | -                        |
| 100.0 to 249.9 acres -----  | 18        | 11                   | 6           | -           | -           | -                        | -                      | -   | 1                        |
| 250.0 acres or more -----   | 2         | 2                    | -           | -           | -           | -                        | -                      | -   | -                        |
| Land in orchards ----- farms...   | 1 326     | 1 163                | 108         | 40          | 34          | 34                       | 6                      | 6   | 15                       |
| acres...  | 17 982    | 11 720               | 2 610       | 3 480       | 2 566       | 2 566                    | 915                    | 915   | 172                      |
| Irrigated ----- farms...  | 157       | 128                  | 14          | 10          | 8           | 8                        | 2                      | 2   | 5                        |
| acres...  | 1 690     | 1 145                | 314         | 208         | (D)         | 186                      | (D)                    | (D)   | 23                       |
| Farms by bearing and nonbearing acres:  |           |                      |             |             |             |                          |                        |   |                          |
| 0.1 to 4.9 acres -----  | 698       | 632                  | 45          | 12          | 12          | 12                       | -                      | -   | 9                        |
| 5.0 to 24.9 acres -----   | 498       | 437                  | 44          | 14          | 12          | 12                       | 2                      | 2   | 3                        |
| 25.0 to 99.9 acres -----  | 108       | 84                   | 12          | 9           | 6           | 6                        | 3                      | 3   | 3                        |
| 100.0 to 249.9 acres -----  | 12        | 6                    | 4           | 2           | 2           | 2                        | -                      | -   | -                        |
| 250.0 acres or more -----   | 10        | 4                    | 3           | 3           | 2           | 2                        | 1                      | 1   | -                        |

<sup>1</sup>Data are based on a sample of farms.

<sup>2</sup>Farms with total production expenses equal to market value of agricultural products sold are included as farms with gains of less than \$1,000.

**Table 50. Summary by Age and Principal Occupation of Operator: 1987**

[For meaning of abbreviations and symbols, see introductory text]

| Item  | Total farming and other occupations | Farming   |                         |          |           |           |           |             |
|---|-------------------------------------|-----------|-------------------------|----------|-----------|-----------|-----------|-------------|
|   |                                     | Total     | Age of operator (years) |          |           |           |           |             |
|   |                                     |           | Under 25                | 25 to 34 | 35 to 44  | 45 to 54  | 55 to 64  | 65 and over |
| <b>FARMS AND LAND IN FARMS</b>                    |                                     |           |                         |          |           |           |           |             |
| Farms.....number.....                             | 34 074                              | 15 111    | 178                     | 1 327    | 2 201     | 2 532     | 3 653     | 5 220       |
| .....percent.....                                 | 100.0                               | 44.3      | .5                      | 3.9      | 6.5       | 7.4       | 10.7      | 15.3        |
| Land in farms.....acres.....                      | 10 746 190                          | 7 539 515 | 89 193                  | 779 227  | 1 429 548 | 1 680 201 | 1 784 865 | 1 776 481   |
| Average size of farm.....acres.....               | 315                                 | 499       | 501                     | 587      | 649       | 664       | 489       | 340         |
| <b>MARKET VALUE OF AGRICULTURAL PRODUCTS SOLD</b> |                                     |           |                         |          |           |           |           |             |
| Total sales (see text).....farms.....             | 34 074                              | 15 111    | 178                     | 1 327    | 2 201     | 2 532     | 3 653     | 5 220       |
| .....\$1,000.....                                 | 1 862 903                           | 1 580 147 | 16 520                  | 186 354  | 369 582   | 411 992   | 379 514   | 216 186     |
| Average per farm.....dollars.....                 | 54 672                              | 104 569   | 92 810                  | 140 432  | 167 915   | 162 714   | 103 891   | 41 415      |
| <b>Farms by value of sales:</b>                   |                                     |           |                         |          |           |           |           |             |
| Less than \$1,000 (see text).....                 | 5 310                               | 1 232     | 9                       | 49       | 97        | 110       | 289       | 678         |
| \$1,000 to \$2,499.....                           | 5 799                               | 1 530     | 3                       | 61       | 94        | 173       | 358       | 841         |
| \$2,500 to \$4,999.....                           | 5 985                               | 1 966     | 14                      | 92       | 132       | 233       | 466       | 1 029       |
| \$5,000 to \$9,999.....                           | 5 012                               | 1 914     | 14                      | 70       | 149       | 251       | 476       | 954         |
| \$10,000 to \$19,999.....                         | 3 307                               | 1 599     | 15                      | 100      | 160       | 246       | 432       | 646         |
| \$20,000 to \$24,999.....                         | 763                                 | 382       | 7                       | 27       | 47        | 60        | 115       | 126         |
| \$25,000 to \$39,999.....                         | 1 303                               | 819       | 16                      | 83       | 134       | 134       | 223       | 229         |
| \$40,000 to \$49,999.....                         | 468                                 | 348       | 5                       | 55       | 71        | 75        | 76        | 66          |
| \$50,000 to \$99,999.....                         | 1 710                               | 1 379     | 42                      | 223      | 309       | 301       | 313       | 191         |
| \$100,000 to \$249,999.....                       | 2 405                               | 2 139     | 42                      | 358      | 540       | 467       | 480       | 252         |
| \$250,000 to \$499,999.....                       | 1 318                               | 1 174     | 7                       | 145      | 308       | 305       | 273       | 136         |
| \$500,000 to \$999,999.....                       | 522                                 | 476       | 3                       | 53       | 127       | 133       | 112       | 48          |
| \$1,000,000 or more.....                          | 172                                 | 153       | 1                       | 11       | 33        | 44        | 40        | 24          |
| <b>Grains</b>                                     |                                     |           |                         |          |           |           |           |             |
| .....farms.....                                   | 7 902                               | 5 247     | 114                     | 727      | 1 041     | 1 073     | 1 185     | 1 107       |
| .....\$1,000.....                                 | 357 668                             | 323 883   | 6 176                   | 43 397   | 74 294    | 77 502    | 74 200    | 48 314      |
| Sales of \$50,000 or more.....farms.....          | 1 764                               | 1 646     | 33                      | 270      | 407       | 385       | 354       | 197         |
| .....\$1,000.....                                 | 290 155                             | 272 729   | 4 918                   | 35 689   | 63 536    | 66 267    | 62 488    | 39 831      |
| <b>Corn for grain</b>                             |                                     |           |                         |          |           |           |           |             |
| .....farms.....                                   | 1 849                               | 1 030     | 19                      | 129      | 192       | 187       | 235       | 268         |
| .....\$1,000.....                                 | 15 519                              | 12 769    | 263                     | 1 856    | 3 684     | 2 731     | 2 802     | 1 432       |
| <b>Wheat</b>                                      |                                     |           |                         |          |           |           |           |             |
| .....farms.....                                   | 1 941                               | 1 531     | 23                      | 213      | 314       | 350       | 361       | 270         |
| .....\$1,000.....                                 | 26 643                              | 24 141    | 274                     | 3 232    | 5 659     | 5 560     | 5 806     | 3 609       |
| <b>Soybeans</b>                                   |                                     |           |                         |          |           |           |           |             |
| .....farms.....                                   | 6 421                               | 4 529     | 100                     | 661      | 923       | 950       | 1 014     | 881         |
| .....\$1,000.....                                 | 221 571                             | 198 585   | 3 424                   | 25 649   | 43 913    | 49 620    | 45 650    | 30 328      |
| <b>Sorghum for grain</b>                          |                                     |           |                         |          |           |           |           |             |
| .....farms.....                                   | 1 257                               | 1 030     | 30                      | 178      | 248       | 220       | 198       | 156         |
| .....\$1,000.....                                 | 11 432                              | 10 180    | 311                     | 1 637    | 2 570     | 2 366     | 1 851     | 1 444       |
| <b>Barley</b>                                     |                                     |           |                         |          |           |           |           |             |
| .....farms.....                                   | 1                                   | -         | -                       | -        | -         | -         | -         | -           |
| .....\$1,000.....                                 | (D)                                 | -         | -                       | -        | -         | -         | -         | -           |
| <b>Oats</b>                                       |                                     |           |                         |          |           |           |           |             |
| .....farms.....                                   | 71                                  | 53        | 4                       | 6        | 6         | 11        | 21        | 11          |
| .....\$1,000.....                                 | (D)                                 | 167       | 8                       | 44       | 24        | 24        | 70        | 21          |
| <b>Other grains</b>                               |                                     |           |                         |          |           |           |           |             |
| .....farms.....                                   | 809                                 | 746       | 18                      | 139      | 190       | 149       | 162       | 88          |
| .....\$1,000.....                                 | 82 296                              | 78 041    | 1 903                   | 11 015   | 18 423    | 17 200    | 18 020    | 11 480      |
| <b>Cotton and cottonseed</b>                      |                                     |           |                         |          |           |           |           |             |
| .....farms.....                                   | 4 215                               | 3 287     | 79                      | 517      | 683       | 673       | 716       | 619         |
| .....\$1,000.....                                 | 514 013                             | 483 280   | 5 991                   | 66 680   | 101 721   | 123 332   | 113 067   | 72 489      |
| Sales of \$50,000 or more.....farms.....          | 2 083                               | 1 961     | 42                      | 340      | 460       | 441       | 415       | 263         |
| .....\$1,000.....                                 | 481 559                             | 459 316   | 5 196                   | 62 938   | 97 254    | 118 474   | 108 074   | 67 379      |
| <b>Tobacco</b>                                    |                                     |           |                         |          |           |           |           |             |
| .....farms.....                                   | -                                   | -         | -                       | -        | -         | -         | -         | -           |
| .....\$1,000.....                                 | -                                   | -         | -                       | -        | -         | -         | -         | -           |
| Sales of \$50,000 or more.....farms.....          | -                                   | -         | -                       | -        | -         | -         | -         | -           |
| .....\$1,000.....                                 | -                                   | -         | -                       | -        | -         | -         | -         | -           |
| <b>Hay, silage, and field seeds</b>               |                                     |           |                         |          |           |           |           |             |
| .....farms.....                                   | 3 649                               | 1 518     | 10                      | 110      | 197       | 270       | 377       | 554         |
| .....\$1,000.....                                 | 10 978                              | 5 660     | 41                      | 580      | 1 073     | 1 021     | 1 493     | 1 452       |
| Sales of \$50,000 or more.....farms.....          | 8                                   | 7         | -                       | 1        | 3         | -         | 2         | 1           |
| .....\$1,000.....                                 | 647                                 | (D)       | -                       | (D)      | 167       | -         | (D)       | (D)         |
| <b>Vegetables, sweet corn, and melons</b>         |                                     |           |                         |          |           |           |           |             |
| .....farms.....                                   | 766                                 | 370       | 6                       | 18       | 45        | 65        | 99        | 137         |
| .....\$1,000.....                                 | 5 693                               | 3 671     | 33                      | 209      | 808       | 851       | 1 091     | 678         |
| Sales of \$50,000 or more.....farms.....          | 22                                  | 15        | -                       | 1        | 6         | 1         | 7         | -           |
| .....\$1,000.....                                 | 1 788                               | 1 320     | -                       | (D)      | (D)       | (D)       | 568       | -           |
| <b>Fruits, nuts, and berries</b>                  |                                     |           |                         |          |           |           |           |             |
| .....farms.....                                   | 541                                 | 263       | 1                       | 14       | 28        | 34        | 78        | 108         |
| .....\$1,000.....                                 | 2 757                               | 2 184     | (D)                     | (D)      | 553       | 371       | 370       | 706         |
| Sales of \$50,000 or more.....farms.....          | 14                                  | 13        | -                       | 1        | 2         | 3         | 3         | 4           |
| .....\$1,000.....                                 | 1 518                               | (D)       | -                       | (D)      | (D)       | 244       | 186       | 494         |
| <b>Nursery and greenhouse crops</b>               |                                     |           |                         |          |           |           |           |             |
| .....farms.....                                   | 269                                 | 122       | -                       | 12       | 24        | 29        | 27        | 30          |
| .....\$1,000.....                                 | 17 146                              | 11 965    | -                       | 997      | 3 241     | 2 313     | 3 866     | 1 549       |
| Sales of \$50,000 or more.....farms.....          | 63                                  | 47        | -                       | 6        | 13        | 9         | 13        | 6           |
| .....\$1,000.....                                 | 14 887                              | 10 962    | -                       | 951      | 3 035     | 2 016     | 3 609     | 1 351       |
| <b>Other crops</b>                                |                                     |           |                         |          |           |           |           |             |
| .....farms.....                                   | 266                                 | 189       | 2                       | 17       | 34        | 40        | 44        | 52          |
| .....\$1,000.....                                 | 5 658                               | 5 428     | (D)                     | (D)      | 1 381     | 1 448     | 1 133     | 406         |
| Sales of \$50,000 or more.....farms.....          | 30                                  | 30        | 1                       | 4        | 9         | 8         | 5         | 3           |
| .....\$1,000.....                                 | 3 920                               | 3 920     | (D)                     | (D)      | 1 054     | 1 033     | 748       | 268         |
| <b>Poultry and poultry products</b>               |                                     |           |                         |          |           |           |           |             |
| .....farms.....                                   | 1 785                               | 1 210     | 10                      | 115      | 309       | 303       | 301       | 172         |
| .....\$1,000.....                                 | 463 748                             | 369 954   | 2 491                   | 36 424   | 96 742    | 112 937   | 94 846    | 26 514      |
| Sales of \$50,000 or more.....farms.....          | 1 276                               | 1 001     | 10                      | 97       | 278       | 265       | 256       | 95          |
| .....\$1,000.....                                 | 460 306                             | 368 319   | 2 491                   | 36 250   | 96 143    | 112 460   | 94 554    | 26 422      |
| <b>Dairy products</b>                             |                                     |           |                         |          |           |           |           |             |
| .....farms.....                                   | 895                                 | 746       | 4                       | 69       | 189       | 177       | 201       | 106         |
| .....\$1,000.....                                 | 99 080                              | 90 957    | 176                     | 8 051    | 22 797    | 25 252    | 25 397    | 9 284       |
| Sales of \$50,000 or more.....farms.....          | 622                                 | 574       | 1                       | 58       | 157       | 141       | 162       | 55          |
| .....\$1,000.....                                 | 93 828                              | 87 099    | (D)                     | (D)      | 22 025    | 24 357    | 24 442    | 8 405       |
| <b>Cattle and calves</b>                          |                                     |           |                         |          |           |           |           |             |
| .....farms.....                                   | 22 087                              | 9 083     | 48                      | 485      | 988       | 1 381     | 2 311     | 3 870       |
| .....\$1,000.....                                 | 212 736                             | 134 279   | 684                     | 9 601    | 25 477    | 28 854    | 31 617    | 38 045      |
| Sales of \$50,000 or more.....farms.....          | 530                                 | 383       | 2                       | 34       | 73        | 79        | 100       | 85          |
| .....\$1,000.....                                 | 82 707                              | 66 678    | (D)                     | (D)      | 16 781    | 17 144    | 13 108    | 13 810      |

See footnotes at end of table.

Table 50. Summary by Age and Principal Occupation of Operator: 1987—Con.

[For meaning of abbreviations and symbols, see introductory text]

| Item  | Other occupations |                         |          |          |          |          |             |
|---|-------------------|-------------------------|----------|----------|----------|----------|-------------|
|   | Total             | Age of operator (years) |          |          |          |          |             |
|   |                   | Under 25                | 25 to 34 | 35 to 44 | 45 to 54 | 55 to 64 | 65 and over |
| <b>FARMS AND LAND IN FARMS</b>                    |                   |                         |          |          |          |          |             |
| Farms.....  | 18 963            | 185                     | 1 652    | 4 110    | 4 984    | 4 751    | 3 281       |
| .....number.....                                  | 18 963            | 185                     | 1 652    | 4 110    | 4 984    | 4 751    | 3 281       |
| .....percent.....                                 | 55.7              | .5                      | 4.8      | 12.1     | 14.6     | 13.9     | 9.6         |
| Land in farms.....                                | 3 206 675         | 20 944                  | 221 166  | 617 977  | 867 437  | 898 866  | 580 285     |
| .....acres.....                                   | 3 206 675         | 20 944                  | 221 166  | 617 977  | 867 437  | 898 866  | 580 285     |
| Average size of farm.....                         | 169               | 113                     | 134      | 150      | 174      | 189      | 177         |
| .....acres.....                                   | 169               | 113                     | 134      | 150      | 174      | 189      | 177         |
| <b>MARKET VALUE OF AGRICULTURAL PRODUCTS SOLD</b> |                   |                         |          |          |          |          |             |
| Total sales (see text).....                       | 18 963            | 185                     | 1 652    | 4 110    | 4 984    | 4 751    | 3 281       |
| .....farms.....                                   | 18 963            | 185                     | 1 652    | 4 110    | 4 984    | 4 751    | 3 281       |
| .....\$1,000.....                                 | 282 755           | 1 670                   | 25 703   | 67 302   | 80 991   | 76 093   | 30 998      |
| Average per farm.....                             | 14 911            | 9 025                   | 15 558   | 16 375   | 16 250   | 16 016   | 9 448       |
| .....dollars.....                                 | 14 911            | 9 025                   | 15 558   | 16 375   | 16 250   | 16 016   | 9 448       |
| Farms by value of sales:                          |                   |                         |          |          |          |          |             |
| Less than \$1,000 (see text).....                 | 4 078             | 33                      | 306      | 907      | 981      | 976      | 875         |
| \$1,000 to \$2,499.....                           | 4 269             | 39                      | 373      | 889      | 1 124    | 1 072    | 772         |
| \$2,500 to \$4,999.....                           | 4 019             | 47                      | 347      | 829      | 1 048    | 1 057    | 691         |
| \$5,000 to \$9,999.....                           | 3 098             | 22                      | 253      | 660      | 856      | 824      | 483         |
| \$10,000 to \$19,999.....                         | 1 708             | 24                      | 171      | 387      | 464      | 405      | 257         |
| \$20,000 to \$24,999.....                         | 381               | 7                       | 35       | 101      | 101      | 85       | 52          |
| \$25,000 to \$39,999.....                         | 484               | 9                       | 65       | 88       | 150      | 116      | 56          |
| \$40,000 to \$49,999.....                         | 120               | -                       | 14       | 30       | 29       | 32       | 15          |
| \$50,000 to \$99,999.....                         | 331               | 3                       | 41       | 88       | 89       | 75       | 35          |
| \$100,000 to \$249,999.....                       | 266               | -                       | 26       | 69       | 77       | 64       | 30          |
| \$250,000 to \$499,999.....                       | 144               | 1                       | 13       | 45       | 50       | 26       | 9           |
| \$500,000 to \$999,999.....                       | 46                | -                       | 8        | 13       | 10       | 12       | 3           |
| \$1,000,000 or more.....                          | 19                | -                       | -        | 4        | 5        | 7        | 3           |
| Grains.....                                       | 2 655             | 48                      | 319      | 661      | 644      | 587      | 396         |
| .....farms.....                                   | 2 655             | 48                      | 319      | 661      | 644      | 587      | 396         |
| .....\$1,000.....                                 | 33 785            | 516                     | 3 221    | 10 377   | 7 981    | 8 140    | 3 550       |
| Sales of \$50,000 or more.....                    | 118               | -                       | 11       | 43       | 28       | 21       | 15          |
| .....\$1,000.....                                 | 17 427            | -                       | 861      | 6 111    | 3 750    | 4 909    | 1 795       |
| Corn for grain.....                               | 819               | 3                       | 85       | 218      | 198      | 177      | 138         |
| .....farms.....                                   | 819               | 3                       | 85       | 218      | 198      | 177      | 138         |
| .....\$1,000.....                                 | 2 750             | (D)                     | 442      | 729      | 653      | 601      | (D)         |
| Wheat.....  | 410               | 12                      | 55       | 117      | 99       | 78       | 49          |
| .....farms.....                                   | 410               | 12                      | 55       | 117      | 99       | 78       | 49          |
| .....\$1,000.....                                 | 2 502             | 61                      | 270      | 752      | 596      | 514      | 309         |
| Soybeans.....                                     | 1 892             | 38                      | 260      | 458      | 454      | 431      | 251         |
| .....farms.....                                   | 1 892             | 38                      | 260      | 458      | 454      | 431      | 251         |
| .....\$1,000.....                                 | 22 987            | 437                     | 2 151    | 6 657    | 5 446    | 6 044    | 2 252       |
| Sorghum for grain.....                            | 227               | 4                       | 31       | 62       | 60       | 42       | 28          |
| .....farms.....                                   | 227               | 4                       | 31       | 62       | 60       | 42       | 28          |
| .....\$1,000.....                                 | 1 251             | 11                      | 86       | 451      | 261      | 285      | 158         |
| Barley.....                                       | 1                 | -                       | -        | -        | -        | -        | 1           |
| .....farms.....                                   | 1                 | -                       | -        | -        | -        | -        | 1           |
| .....\$1,000.....                                 | (D)               | -                       | -        | -        | -        | -        | (D)         |
| Oats.....   | 18                | -                       | 1        | 5        | 4        | 5        | 3           |
| .....farms.....                                   | 18                | -                       | 1        | 5        | 4        | 5        | 3           |
| .....\$1,000.....                                 | (D)               | -                       | (D)      | 11       | 5        | 12       | 10          |
| Other grains.....                                 | 63                | 1                       | 6        | 20       | 18       | 8        | 10          |
| .....farms.....                                   | 63                | 1                       | 6        | 20       | 18       | 8        | 10          |
| .....\$1,000.....                                 | 4 255             | (D)                     | (D)      | 1 777    | 1 019    | 685      | 498         |
| Cotton and cottonseed.....                        | 928               | 14                      | 113      | 221      | 221      | 209      | 150         |
| .....farms.....                                   | 928               | 14                      | 113      | 221      | 221      | 209      | 150         |
| .....\$1,000.....                                 | 30 733            | 204                     | 2 686    | 9 072    | 6 985    | 6 931    | 4 856       |
| Sales of \$50,000 or more.....                    | 122               | 1                       | 12       | 34       | 29       | 26       | 20          |
| .....\$1,000.....                                 | 22 243            | (D)                     | (D)      | 6 958    | 5 226    | 4 735    | 3 679       |
| Tobacco.....                                      | -                 | -                       | -        | -        | -        | -        | -           |
| .....farms.....                                   | -                 | -                       | -        | -        | -        | -        | -           |
| .....\$1,000.....                                 | -                 | -                       | -        | -        | -        | -        | -           |
| Sales of \$50,000 or more.....                    | -                 | -                       | -        | -        | -        | -        | -           |
| .....\$1,000.....                                 | -                 | -                       | -        | -        | -        | -        | -           |
| Hay, silage, and field seeds.....                 | 2 131             | 14                      | 259      | 515      | 571      | 477      | 295         |
| .....farms.....                                   | 2 131             | 14                      | 259      | 515      | 571      | 477      | 295         |
| .....\$1,000.....                                 | 5 318             | 24                      | 706      | 1 241    | 1 299    | 1 325    | 723         |
| Sales of \$50,000 or more.....                    | 1                 | -                       | -        | -        | -        | 1        | -           |
| .....\$1,000.....                                 | (D)               | -                       | -        | -        | -        | (D)      | -           |
| Vegetables, sweet corn, and melons.....           | 396               | 2                       | 41       | 106      | 113      | 92       | 42          |
| .....farms.....                                   | 396               | 2                       | 41       | 106      | 113      | 92       | 42          |
| .....\$1,000.....                                 | 2 021             | (D)                     | (D)      | 901      | 391      | 296      | 164         |
| Sales of \$50,000 or more.....                    | 7                 | -                       | 1        | 5        | -        | -        | 1           |
| .....\$1,000.....                                 | 468               | -                       | (D)      | (D)      | -        | -        | (D)         |
| Fruits, nuts, and berries.....                    | 278               | -                       | 26       | 56       | 76       | 79       | 41          |
| .....farms.....                                   | 278               | -                       | 26       | 56       | 76       | 79       | 41          |
| .....\$1,000.....                                 | 573               | -                       | 83       | 122      | 215      | 82       | 70          |
| Sales of \$50,000 or more.....                    | 1                 | -                       | -        | -        | 1        | -        | -           |
| .....\$1,000.....                                 | (D)               | -                       | -        | -        | (D)      | -        | -           |
| Nursery and greenhouse crops.....                 | 147               | 1                       | 14       | 35       | 43       | 41       | 13          |
| .....farms.....                                   | 147               | 1                       | 14       | 35       | 43       | 41       | 13          |
| .....\$1,000.....                                 | 5 182             | (D)                     | (D)      | 1 001    | 2 911    | 854      | 129         |
| Sales of \$50,000 or more.....                    | 16                | -                       | 3        | 3        | 6        | 4        | -           |
| .....\$1,000.....                                 | 3 925             | -                       | 190      | 758      | 2 491    | 487      | -           |
| Other crops.....                                  | 77                | -                       | 10       | 16       | 14       | 22       | 15          |
| .....farms.....                                   | 77                | -                       | 10       | 16       | 14       | 22       | 15          |
| .....\$1,000.....                                 | 230               | -                       | 68       | 86       | 31       | 21       | 24          |
| Sales of \$50,000 or more.....                    | -                 | -                       | -        | -        | -        | -        | -           |
| .....\$1,000.....                                 | -                 | -                       | -        | -        | -        | -        | -           |
| Poultry and poultry products.....                 | 575               | 3                       | 54       | 157      | 171      | 129      | 61          |
| .....farms.....                                   | 575               | 3                       | 54       | 157      | 171      | 129      | 61          |
| .....\$1,000.....                                 | 93 794            | 344                     | 9 013    | 21 403   | 28 208   | 29 100   | 5 728       |
| Sales of \$50,000 or more.....                    | 275               | 1                       | 29       | 81       | 85       | 61       | 18          |
| .....\$1,000.....                                 | 91 987            | (D)                     | (D)      | 21 019   | 27 582   | 28 486   | 5 584       |
| Dairy products.....                               | 149               | -                       | 13       | 28       | 53       | 27       | 28          |
| .....farms.....                                   | 149               | -                       | 13       | 28       | 53       | 27       | 28          |
| .....\$1,000.....                                 | 8 123             | -                       | 569      | 1 342    | 3 049    | 2 043    | 1 120       |
| Sales of \$50,000 or more.....                    | 48                | -                       | 5        | 7        | 19       | 8        | 9           |
| .....\$1,000.....                                 | 6 729             | -                       | 476      | 1 055    | 2 453    | 1 771    | 975         |
| Cattle and calves.....                            | 13 004            | 107                     | 1 033    | 2 618    | 3 416    | 3 464    | 2 366       |
| .....farms.....                                   | 13 004            | 107                     | 1 033    | 2 618    | 3 416    | 3 464    | 2 366       |
| .....\$1,000.....                                 | 78 457            | 493                     | 6 070    | 14 494   | 22 810   | 22 086   | 12 505      |
| Sales of \$50,000 or more.....                    | 147               | 2                       | 14       | 22       | 46       | 43       | 20          |
| .....\$1,000.....                                 | 16 030            | (D)                     | (D)      | 2 446    | 5 084    | 5 165    | 2 147       |

See footnotes at end of table.

**Table 50. Summary by Age and Principal Occupation of Operator: 1987—Con.**

[For meaning of abbreviations and symbols, see introductory text]

| Item   | Total farming and other occupations | Farming   |                         |          |          |          |          |             |
|--|-------------------------------------|-----------|-------------------------|----------|----------|----------|----------|-------------|
|  |                                     | Total     | Age of operator (years) |          |          |          |          |             |
|  |                                     |           | Under 25                | 25 to 34 | 35 to 44 | 45 to 54 | 55 to 64 | 65 and over |
| <b>MARKET VALUE OF AGRICULTURAL PRODUCTS SOLD—Con.</b>             |                                     |           |                         |          |          |          |          |             |
| Total sales (see text)—Con.  |                                     |           |                         |          |          |          |          |             |
| Hogs and pigs ----- farms...                                       | 1 622                               | 803       | 5                       | 80       | 141      | 129      | 193      | 255         |
| \$1,000... \$1,000...  | 28 011                              | 23 060    | 90                      | 4 871    | 5 006    | 6 667    | 3 900    | 2 525       |
| Sales of \$50,000 or more ----- farms...                           | 128                                 | 109       | 1                       | 23       | 29       | 28       | 19       | 9           |
| \$1,000... \$1,000...  | 20 604                              | 18 748    | (D)                     | (D)      | 4 102    | 5 979    | 2 823    | 1 392       |
| Sheep, lambs, and wool ----- farms...                              | 175                                 | 62        | -                       | 3        | 9        | 11       | 18       | 21          |
| \$1,000... \$1,000...  | 172                                 | 76        | -                       | 1        | 10       | 20       | 23       | 22          |
| Sales of \$50,000 or more ----- farms...                           | -                                   | -         | -                       | -        | -        | -        | -        | -           |
| \$1,000... \$1,000...  | -                                   | -         | -                       | -        | -        | -        | -        | -           |
| Other livestock and livestock products (see text) ----- farms...   | 1 779                               | 687       | 4                       | 85       | 137      | 137      | 163      | 161         |
| \$1,000... \$1,000...  | 145 243                             | 125 751   | 621                     | 14 516   | 36 480   | 31 423   | 28 510   | 14 201      |
| Sales of \$50,000 or more ----- farms...                           | 246                                 | 201       | 2                       | 29       | 53       | 48       | 53       | 16          |
| \$1,000... \$1,000...  | 140 980                             | 123 974   | (D)                     | (D)      | 36 178   | 31 045   | 27 981   | 13 884      |
| <b>FARM PRODUCTION EXPENSES<sup>1</sup></b>                        |                                     |           |                         |          |          |          |          |             |
| Total farm production expenses ----- farms...                      | 34 075                              | 14 973    | 173                     | 1 250    | 2 006    | 2 629    | 3 691    | 5 224       |
| \$1,000... \$1,000...  | 1 465 201                           | 1 210 271 | 11 022                  | 133 891  | 284 365  | 321 972  | 290 934  | 168 088     |
| Average per farm ----- dollars...                                  | 42 999                              | 80 830    | 63 714                  | 107 113  | 141 757  | 122 469  | 78 822   | 32 176      |
| Livestock and poultry purchased ----- farms...                     | 9 144                               | 4 219     | 33                      | 359      | 661      | 832      | 1 115    | 1 219       |
| \$1,000... \$1,000...  | 138 882                             | 98 924    | 497                     | 10 158   | 25 466   | 30 773   | 20 667   | 11 363      |
| Farms with expenses of—  |                                     |           |                         |          |          |          |          |             |
| \$1 to \$4,999 -----   | 6 138                               | 2 291     | 18                      | 119      | 227      | 391      | 616      | 920         |
| \$5,000 to \$24,999 -----  | 1 714                               | 902       | 9                       | 133      | 144      | 166      | 229      | 221         |
| \$25,000 to \$99,999 -----   | 1 140                               | 905       | 5                       | 96       | 261      | 232      | 241      | 70          |
| \$100,000 or more -----  | 152                                 | 121       | 1                       | 11       | 29       | 43       | 29       | 8           |
| Feed for livestock and poultry ----- farms...                      | 19 926                              | 8 271     | 34                      | 561      | 1 020    | 1 453    | 2 185    | 3 018       |
| \$1,000... \$1,000...  | 328 167                             | 267 929   | 1 318                   | 26 416   | 72 263   | 76 955   | 66 609   | 24 368      |
| Farms with expenses of—  |                                     |           |                         |          |          |          |          |             |
| \$1 to \$4,999 -----   | 16 827                              | 5 956     | 16                      | 345      | 472      | 857      | 1 537    | 2 729       |
| \$5,000 to \$24,999 -----  | 1 256                               | 835       | 11                      | 66       | 127      | 226      | 241      | 164         |
| \$25,000 to \$99,999 -----   | 824                                 | 637       | 1                       | 56       | 185      | 127      | 204      | 64          |
| \$100,000 or more -----  | 1 019                               | 843       | 6                       | 94       | 236      | 243      | 203      | 61          |
| Commercially mixed formula feeds ----- farms...                    | 8 077                               | 3 784     | 23                      | 303      | 658      | 767      | 989      | 1 044       |
| \$1,000... \$1,000...  | 267 719                             | 221 788   | 1 302                   | 22 260   | 59 908   | 66 328   | 57 079   | 14 913      |
| Farms with expenses of—  |                                     |           |                         |          |          |          |          |             |
| \$1 to \$4,999 -----   | 5 901                               | 2 067     | 6                       | 132      | 208      | 333      | 497      | 891         |
| \$5,000 to \$24,999 -----  | 616                                 | 473       | 10                      | 49       | 97       | 119      | 149      | 49          |
| \$25,000 to \$79,999 -----   | 559                                 | 422       | -                       | 35       | 122      | 79       | 142      | 44          |
| \$80,000 or more -----   | 1 001                               | 822       | 7                       | 87       | 231      | 236      | 201      | 60          |
| Seeds, bulbs, plants, and trees ----- farms...                     | 15 903                              | 8 705     | 153                     | 893      | 1 375    | 1 576    | 2 212    | 2 496       |
| \$1,000... \$1,000...  | 38 481                              | 33 308    | 440                     | 4 333    | 7 564    | 8 150    | 7 754    | 5 067       |
| Farms with expenses of—  |                                     |           |                         |          |          |          |          |             |
| \$1 to \$999 -----   | 10 376                              | 4 254     | 47                      | 234      | 399      | 571      | 1 147    | 1 856       |
| \$1,000 to \$4,999 -----   | 3 485                               | 2 558     | 78                      | 377      | 530      | 534      | 643      | 396         |
| \$5,000 to \$24,999 -----  | 1 833                               | 1 695     | 26                      | 264      | 401      | 423      | 370      | 211         |
| \$25,000 or more -----   | 209                                 | 198       | 2                       | 18       | 45       | 48       | 52       | 33          |
| Commercial fertilizer ----- farms...                               | 22 557                              | 10 953    | 156                     | 973      | 1 557    | 1 931    | 2 760    | 3 576       |
| \$1,000... \$1,000...  | 90 795                              | 74 975    | 899                     | 8 896    | 16 414   | 18 093   | 18 211   | 12 461      |
| Farms with expenses of—  |                                     |           |                         |          |          |          |          |             |
| \$1 to \$4,999 -----   | 18 693                              | 7 543     | 100                     | 485      | 761      | 1 122    | 1 996    | 3 079       |
| \$5,000 to \$24,999 -----  | 3 065                               | 2 651     | 49                      | 411      | 626      | 606      | 584      | 375         |
| \$25,000 to \$49,999 -----   | 574                                 | 548       | 5                       | 63       | 120      | 143      | 125      | 92          |
| \$50,000 or more -----   | 225                                 | 211       | 2                       | 14       | 50       | 60       | 55       | 30          |
| Agricultural chemicals ----- farms...                              | 16 597                              | 8 898     | 162                     | 908      | 1 455    | 1 704    | 2 182    | 2 487       |
| \$1,000... \$1,000...  | 130 399                             | 118 345   | 1 882                   | 14 559   | 25 785   | 31 999   | 26 363   | 17 757      |
| Farms with expenses of—  |                                     |           |                         |          |          |          |          |             |
| \$1 to \$4,999 -----   | 13 050                              | 5 750     | 78                      | 426      | 719      | 938      | 1 474    | 2 115       |
| \$5,000 to \$24,999 -----  | 2 153                               | 1 813     | 61                      | 296      | 420      | 450      | 409      | 177         |
| \$25,000 to \$49,999 -----   | 755                                 | 724       | 16                      | 125      | 175      | 153      | 153      | 102         |
| \$50,000 or more -----   | 639                                 | 611       | 7                       | 61       | 141      | 163      | 146      | 93          |
| Petroleum products ----- farms...                                  | 32 592                              | 14 535    | 172                     | 1 232    | 1 973    | 2 563    | 3 625    | 4 970       |
| \$1,000... \$1,000...  | 86 016                              | 70 507    | 952                     | 7 857    | 15 061   | 16 838   | 17 382   | 12 417      |
| Farms with expenses of—  |                                     |           |                         |          |          |          |          |             |
| \$1 to \$4,999 -----   | 28 733                              | 11 100    | 125                     | 737      | 1 133    | 1 715    | 2 837    | 4 553       |
| \$5,000 to \$24,999 -----  | 3 293                               | 2 907     | 41                      | 452      | 722      | 708      | 653      | 331         |
| \$25,000 to \$49,999 -----   | 411                                 | 383       | 4                       | 34       | 91       | 102      | 97       | 55          |
| \$50,000 or more -----   | 155                                 | 145       | 2                       | 9        | 27       | 38       | 38       | 31          |
| Gasoline and gasohol ----- farms...                                | 22 333                              | 10 699    | 127                     | 890      | 1 519    | 1 902    | 2 789    | 3 472       |
| \$1,000... \$1,000...  | 23 857                              | 18 509    | 201                     | 1 774    | 3 704    | 4 438    | 4 613    | 3 780       |
| Diesel fuel ----- farms...   | 23 700                              | 11 386    | 162                     | 1 109    | 1 736    | 2 141    | 2 816    | 3 422       |
| \$1,000... \$1,000...  | 46 517                              | 39 253    | 593                     | 4 727    | 8 583    | 9 460    | 9 533    | 6 357       |
| Natural gas ----- farms...   | 987                                 | 591       | 18                      | 80       | 112      | 82       | 133      | 166         |
| \$1,000... \$1,000...  | 2 263                               | 1 702     | 5                       | 220      | 373      | 441      | 522      | 141         |
| LP gas, fuel oil, kerosene, motor oil, grease, etc. ----- farms... | 20 759                              | 11 019    | 157                     | 1 053    | 1 684    | 2 068    | 2 881    | 3 176       |
| \$1,000... \$1,000...  | 13 379                              | 11 043    | 153                     | 1 136    | 2 401    | 2 499    | 2 714    | 2 139       |

See footnotes at end of table.

Table 50. Summary by Age and Principal Occupation of Operator: 1987—Con.

[For meaning of abbreviations and symbols, see introductory text]

| Item  | Other occupations |                         |          |          |          |          |             |
|---|-------------------|-------------------------|----------|----------|----------|----------|-------------|
|   | Total             | Age of operator (years) |          |          |          |          |             |
|   |                   | Under 25                | 25 to 34 | 35 to 44 | 45 to 54 | 55 to 64 | 65 and over |
| <b>MARKET VALUE OF AGRICULTURAL PRODUCTS SOLD—Con.</b>            |                   |                         |          |          |          |          |             |
| Total sales (see text)—Con.                                       |                   |                         |          |          |          |          |             |
| Hogs and pigs ----- farms..                                       | 819               | 12                      | 83       | 211      | 207      | 162      | 144         |
| \$1,000..   | 4 951             | 44                      | 399      | 1 679    | 1 484    | 875      | 469         |
| farms..   | 19                | -                       | 1        | 8        | 7        | 2        | 1           |
| \$1,000..   | 1 856             | -                       | (D)      | 776      | 611      | (D)      | (D)         |
| Sheep, lambs, and wool..... farms..                               | 113               | 3                       | 19       | 39       | 23       | 17       | 12          |
| \$1,000..   | 97                | 4                       | 13       | 23       | 33       | 12       | 11          |
| farms..   | -                 | -                       | -        | -        | -        | -        | -           |
| \$1,000..   | -                 | -                       | -        | -        | -        | -        | -           |
| Other livestock and livestock products (see text) ----- farms..   | 1 092             | 10                      | 151      | 313      | 309      | 191      | 118         |
| \$1,000..   | 19 492            | 18                      | 2 341    | 5 562    | 5 595    | 4 327    | 1 649       |
| farms..   | 45                | -                       | 6        | 13       | 10       | 13       | 3           |
| \$1,000..   | 17 006            | -                       | 1 931    | 4 812    | 5 012    | 3 919    | 1 332       |
| <b>FARM PRODUCTION EXPENSES<sup>1</sup></b>                       |                   |                         |          |          |          |          |             |
| Total farm production expenses ----- farms..                      | 19 102            | 197                     | 1 580    | 4 271    | 4 876    | 4 789    | 3 389       |
| \$1,000..   | 254 930           | 2 468                   | 22 627   | 63 977   | 71 367   | 67 184   | 27 306      |
| Average per farm ----- dollars..                                  | 13 346            | 12 530                  | 14 321   | 14 979   | 14 636   | 14 029   | 8 057       |
| Livestock and poultry purchased ----- farms..                     | 4 925             | 17                      | 498      | 1 264    | 1 412    | 1 081    | 653         |
| \$1,000..   | 39 958            | 67                      | 3 110    | 7 400    | 12 379   | 14 052   | 2 951       |
| Farms with expenses of—   |                   |                         |          |          |          |          |             |
| \$1 to \$4,999 .....  | 3 847             | 16                      | 383      | 927      | 1 169    | 860      | 492         |
| \$5,000 to \$24,999 .....   | 812               | -                       | 90       | 252      | 173      | 147      | 150         |
| \$25,000 to \$99,999 .....  | 235               | 1                       | 23       | 76       | 61       | 66       | 8           |
| \$100,000 or more .....   | 31                | -                       | 2        | 9        | 9        | 8        | 3           |
| Feed for livestock and poultry ----- farms..                      | 11 655            | 43                      | 1 044    | 2 735    | 3 108    | 3 050    | 1 675       |
| \$1,000..   | 60 238            | 212                     | 6 351    | 15 344   | 17 809   | 14 399   | 6 123       |
| Farms with expenses of—   |                   |                         |          |          |          |          |             |
| \$1 to \$4,999 .....  | 10 871            | 42                      | 988      | 2 539    | 2 881    | 2 855    | 1 566       |
| \$5,000 to \$24,999 .....   | 421               | -                       | 25       | 106      | 102      | 122      | 66          |
| \$25,000 to \$99,999 .....  | 187               | -                       | 8        | 36       | 76       | 33       | 34          |
| \$100,000 or more .....   | 176               | 1                       | 23       | 54       | 49       | 40       | 9           |
| Commercially mixed formula feeds ----- farms..                    | 4 293             | 10                      | 333      | 1 159    | 1 165    | 1 086    | 540         |
| \$1,000..   | 45 931            | 192                     | 5 047    | 12 166   | 13 355   | 10 762   | 4 410       |
| Farms with expenses of—   |                   |                         |          |          |          |          |             |
| \$1 to \$4,999 .....  | 3 834             | 9                       | 300      | 1 047    | 1 021    | 989      | 468         |
| \$5,000 to \$24,999 .....   | 143               | -                       | 7        | 31       | 34       | 31       | 40          |
| \$25,000 to \$79,999 .....  | 137               | -                       | 4        | 29       | 56       | 26       | 22          |
| \$80,000 or more .....  | 179               | 1                       | 22       | 52       | 54       | 40       | 10          |
| Seeds, bulbs, plants, and trees ----- farms..                     | 7 198             | 103                     | 754      | 1 797    | 1 817    | 1 577    | 1 150       |
| \$1,000..   | 5 173             | 146                     | 591      | 1 414    | 1 266    | 1 234    | 523         |
| Farms with expenses of—   |                   |                         |          |          |          |          |             |
| \$1 to \$999 .....  | 6 122             | 66                      | 592      | 1 465    | 1 550    | 1 365    | 1 084       |
| \$1,000 to \$4,999 .....  | 927               | 23                      | 149      | 300      | 230      | 176      | 49          |
| \$5,000 to \$24,999 .....   | 138               | 14                      | 12       | 30       | 35       | 32       | 15          |
| \$25,000 or more .....  | 11                | -                       | 1        | 2        | 2        | 4        | 2           |
| Commercial fertilizer ----- farms..                               | 11 604            | 100                     | 1 002    | 2 738    | 3 103    | 2 882    | 1 779       |
| \$1,000..   | 15 821            | 117                     | 1 455    | 4 165    | 4 078    | 3 937    | 2 068       |
| Farms with expenses of—   |                   |                         |          |          |          |          |             |
| \$1 to \$4,999 .....  | 11 150            | 99                      | 945      | 2 577    | 3 010    | 2 787    | 1 732       |
| \$5,000 to \$24,999 .....   | 414               | 1                       | 56       | 154      | 81       | 83       | 39          |
| \$25,000 to \$49,999 .....  | 26                | -                       | -        | 3        | 10       | 6        | 7           |
| \$50,000 or more .....  | 14                | -                       | 1        | 4        | 2        | 6        | 1           |
| Agricultural chemicals ----- farms..                              | 7 699             | 108                     | 673      | 1 928    | 1 965    | 1 817    | 1 208       |
| \$1,000..   | 12 054            | 371                     | 1 181    | 3 541    | 2 822    | 2 620    | 1 519       |
| Farms with expenses of—   |                   |                         |          |          |          |          |             |
| \$1 to \$4,999 .....  | 7 300             | 80                      | 611      | 1 839    | 1 855    | 1 742    | 1 173       |
| \$5,000 to \$24,999 .....   | 340               | 28                      | 59       | 73       | 93       | 63       | 24          |
| \$25,000 to \$49,999 .....  | 31                | -                       | 2        | 7        | 11       | 6        | 5           |
| \$50,000 or more .....  | 28                | -                       | 1        | 9        | 6        | 6        | 6           |
| Petroleum products ----- farms..                                  | 18 057            | 197                     | 1 515    | 4 018    | 4 713    | 4 501    | 3 113       |
| \$1,000..   | 15 509            | 296                     | 1 383    | 4 057    | 3 948    | 3 649    | 2 176       |
| Farms with expenses of—   |                   |                         |          |          |          |          |             |
| \$1 to \$4,999 .....  | 17 633            | 183                     | 1 481    | 3 897    | 4 609    | 4 400    | 3 063       |
| \$5,000 to \$24,999 .....   | 386               | 14                      | 32       | 111      | 94       | 91       | 44          |
| \$25,000 to \$49,999 .....  | 28                | -                       | 1        | 6        | 9        | 6        | 6           |
| \$50,000 or more .....  | 10                | -                       | 1        | 4        | 1        | 4        | -           |
| Gasoline and gasohol ----- farms..                                | 11 634            | 118                     | 913      | 2 748    | 2 874    | 2 940    | 2 041       |
| \$1,000..   | 5 349             | 54                      | 447      | 1 390    | 1 324    | 1 231    | 903         |
| Diesel fuel ----- farms..   | 12 314            | 181                     | 1 094    | 2 869    | 3 414    | 2 941    | 1 835       |
| \$1,000..   | 7 284             | 203                     | 705      | 2 040    | 1 844    | 1 596    | 877         |
| Natural gas ----- farms..   | 396               | (D)                     | 26       | 61       | 142      | 95       | 71          |
| \$1,000..   | 560               | (D)                     | (D)      | 54       | 194      | 269      | 20          |
| LP gas, fuel oil, kerosene, motor oil, grease, etc. ----- farms.. | 9 740             | 112                     | 844      | 2 102    | 2 668    | 2 410    | 1 604       |
| \$1,000..   | 2 336             | (D)                     | (D)      | 574      | 586      | 552      | 376         |

See footnotes at end of table.

**Table 50. Summary by Age and Principal Occupation of Operator: 1987—Con.**

[For meaning of abbreviations and symbols, see introductory text]

| Item   | Total farming and other occupations | Farming          |                         |                |                 |                 |                 |                 |
|--|-------------------------------------|------------------|-------------------------|----------------|-----------------|-----------------|-----------------|-----------------|
|  |                                     | Total            | Age of operator (years) |                |                 |                 |                 |                 |
|  |                                     |                  | Under 25                | 25 to 34       | 35 to 44        | 45 to 54        | 55 to 64        | 65 and over     |
| <b>FARM PRODUCTION EXPENSES<sup>1</sup></b>  |                                     |                  |                         |                |                 |                 |                 |                 |
| —Con.  |                                     |                  |                         |                |                 |                 |                 |                 |
| Total farm production expenses—Con.  |                                     |                  |                         |                |                 |                 |                 |                 |
| Electricity..... farms... \$1,000...   | 15 537<br>20 614                    | 8 577<br>17 092  | 87<br>120               | 743<br>1 783   | 1 460<br>4 158  | 1 709<br>3 918  | 2 353<br>4 318  | 2 225<br>2 795  |
| Farms with expenses of—  |                                     |                  |                         |                |                 |                 |                 |                 |
| \$1 to \$999.....  | 11 807                              | 5 464            | 67                      | 375            | 720             | 996             | 1 508           | 1 798           |
| \$1,000 to \$4,999.....  | 2 968                               | 2 426            | 15                      | 297            | 564             | 540             | 670             | 340             |
| \$5,000 to \$24,999.....   | 672                                 | 609              | 5                       | 61             | 159             | 150             | 161             | 73              |
| \$25,000 or more.....  | 90                                  | 78               | -                       | 10             | 17              | 23              | 14              | 14              |
| Hired farm labor..... farms... \$1,000...  | 13 073<br>142 341                   | 7 561<br>124 661 | 111<br>890              | 810<br>13 710  | 1 346<br>28 650 | 1 519<br>31 730 | 1 946<br>30 377 | 1 829<br>19 304 |
| Farms with expenses of—  |                                     |                  |                         |                |                 |                 |                 |                 |
| \$1 to \$4,999.....  | 9 057                               | 4 120            | 73                      | 386            | 499             | 736             | 1 096           | 1 330           |
| \$5,000 to \$24,999.....   | 2 502                               | 2 055            | 31                      | 271            | 507             | 441             | 510             | 295             |
| \$25,000 to \$99,999.....  | 1 280                               | 1 179            | 6                       | 132            | 295             | 279             | 295             | 172             |
| \$100,000 or more.....   | 234                                 | 207              | 1                       | 21             | 45              | 63              | 45              | 32              |
| Contract labor..... farms... \$1,000...  | 3 922<br>13 409                     | 2 192<br>10 344  | 15<br>92                | 231<br>1 285   | 387<br>2 561    | 425<br>2 824    | 534<br>2 129    | 600<br>1 455    |
| Farms with expenses of—  |                                     |                  |                         |                |                 |                 |                 |                 |
| \$1 to \$999.....  | 2 008                               | 885              | 8                       | 83             | 83              | 134             | 228             | 349             |
| \$1,000 to \$4,999.....  | 1 256                               | 780              | 4                       | 73             | 168             | 175             | 180             | 180             |
| \$5,000 to \$24,999.....   | 581                                 | 459              | 1                       | 67             | 116             | 96              | 113             | 66              |
| \$25,000 or more.....  | 77                                  | 68               | 2                       | 8              | 20              | 20              | 13              | 5               |
| Repair and maintenance..... farms... \$1,000...  | 26 650<br>98 000                    | 12 448<br>79 235 | 155<br>910              | 1 056<br>7 936 | 1 799<br>17 399 | 2 240<br>18 386 | 3 202<br>20 298 | 3 996<br>14 306 |
| Farms with expenses of—  |                                     |                  |                         |                |                 |                 |                 |                 |
| \$1 to \$4,999.....  | 22 804                              | 9 097            | 110                     | 647            | 975             | 1 407           | 2 399           | 3 559           |
| \$5,000 to \$24,999.....   | 3 110                               | 2 652            | 41                      | 342            | 664             | 669             | 615             | 321             |
| \$25,000 to \$49,999.....  | 478                                 | 456              | 2                       | 52             | 104             | 103             | 128             | 67              |
| \$50,000 or more.....  | 258                                 | 243              | 2                       | 15             | 56              | 61              | 60              | 49              |
| Customwork, machine hire, and rental of machinery and equipment..... farms... \$1,000... | 9 393<br>43 453                     | 5 179<br>36 603  | 62<br>437               | 581<br>5 422   | 795<br>7 309    | 932<br>9 410    | 1 309<br>7 981  | 1 500<br>6 044  |
| Farms with expenses of—  |                                     |                  |                         |                |                 |                 |                 |                 |
| \$1 to \$999.....  | 5 156                               | 2 280            | 12                      | 145            | 262             | 335             | 538             | 988             |
| \$1,000 to \$4,999.....  | 2 684                               | 1 567            | 25                      | 201            | 234             | 282             | 455             | 370             |
| \$5,000 to \$24,999.....   | 1 214                               | 1 030            | 21                      | 196            | 225             | 237             | 248             | 103             |
| \$25,000 or more.....  | 339                                 | 302              | 4                       | 39             | 74              | 78              | 68              | 39              |
| Interest expense..... farms... \$1,000...  | 14 197<br>90 636                    | 7 076<br>70 258  | 117<br>650              | 856<br>7 456   | 1 356<br>16 986 | 1 628<br>18 861 | 1 769<br>16 954 | 1 350<br>9 351  |
| Farms with expenses of—  |                                     |                  |                         |                |                 |                 |                 |                 |
| \$1 to \$4,999.....  | 10 087                              | 4 036            | 62                      | 478            | 622             | 827             | 1 048           | 999             |
| \$5,000 to \$24,999.....   | 3 378                               | 2 382            | 53                      | 312            | 577             | 639             | 532             | 269             |
| \$25,000 to \$99,999.....  | 662                                 | 592              | 2                       | 64             | 137             | 138             | 176             | 75              |
| \$100,000 or more.....   | 70                                  | 66               | -                       | 2              | 20              | 24              | 13              | 7               |
| Secured by real estate..... farms... \$1,000...  | 9 772<br>63 210                     | 4 692<br>47 575  | 37<br>277               | 412<br>4 167   | 857<br>11 123   | 1 152<br>12 578 | 1 310<br>12 455 | 924<br>6 974    |
| Farms with expenses of—  |                                     |                  |                         |                |                 |                 |                 |                 |
| \$1 to \$999.....  | 2 772                               | 1 040            | 12                      | 40             | 95              | 191             | 308             | 394             |
| \$1,000 to \$4,999.....  | 4 159                               | 1 640            | 3                       | 173            | 274             | 418             | 489             | 283             |
| \$5,000 to \$24,999.....   | 2 375                               | 1 592            | 20                      | 164            | 402             | 439             | 378             | 189             |
| \$25,000 or more.....  | 466                                 | 420              | 2                       | 35             | 86              | 104             | 135             | 58              |
| Not secured by real estate..... farms... \$1,000...                                      | 6 733<br>27 426                     | 3 631<br>22 683  | 96<br>373               | 572<br>3 289   | 801<br>5 862    | 802<br>6 283    | 775<br>4 499    | 585<br>2 377    |
| Farms with expenses of—  |                                     |                  |                         |                |                 |                 |                 |                 |
| \$1 to \$999.....  | 3 148                               | 1 123            | 34                      | 130            | 161             | 248             | 246             | 304             |
| \$1,000 to \$4,999.....  | 2 183                               | 1 293            | 28                      | 253            | 334             | 226             | 278             | 164             |
| \$5,000 to \$24,999.....   | 1 205                               | 1 042            | 33                      | 161            | 259             | 280             | 211             | 98              |
| \$25,000 or more.....  | 197                                 | 183              | 1                       | 28             | 47              | 48              | 40              | 19              |
| Cash rent..... farms... \$1,000...   | 8 915<br>102 996                    | 5 187<br>93 540  | 101<br>1 166            | 763<br>13 493  | 1 078<br>21 279 | 1 087<br>23 516 | 1 392<br>21 372 | 766<br>12 715   |
| Farms with expenses of—  |                                     |                  |                         |                |                 |                 |                 |                 |
| \$1 to \$4,999.....  | 6 271                               | 2 867            | 72                      | 339            | 498             | 544             | 893             | 521             |
| \$5,000 to \$9,999.....  | 745                                 | 536              | 10                      | 112            | 141             | 111             | 111             | 51              |
| \$10,000 to \$24,999.....  | 911                                 | 837              | 9                       | 159            | 207             | 206             | 181             | 75              |
| \$25,000 or more.....  | 988                                 | 947              | 10                      | 153            | 232             | 226             | 207             | 119             |
| Property taxes..... farms... \$1,000...  | 30 575<br>23 793                    | 13 010<br>15 172 | 78<br>105               | 908<br>1 052   | 1 685<br>2 419  | 2 392<br>3 613  | 3 486<br>4 027  | 4 461<br>3 955  |
| Farms with expenses of—  |                                     |                  |                         |                |                 |                 |                 |                 |
| \$1 to \$4,999.....  | 29 761                              | 12 333           | 72                      | 854            | 1 570           | 2 217           | 3 319           | 4 301           |
| \$5,000 to \$9,999.....  | 577                                 | 473              | 4                       | 38             | 83              | 111             | 120             | 117             |
| \$10,000 to \$24,999.....  | 204                                 | 175              | 2                       | 15             | 26              | 57              | 40              | 35              |
| \$25,000 or more.....  | 33                                  | 29               | -                       | 1              | 6               | 7               | 7               | 8               |
| All other farm production expenses..... farms... \$1,000...                              | 28 885<br>117 219                   | 13 544<br>99 378 | 165<br>666              | 1 220<br>9 534 | 1 867<br>21 050 | 2 424<br>26 907 | 3 399<br>26 491 | 4 469<br>14 729 |
| Farms with expenses of—  |                                     |                  |                         |                |                 |                 |                 |                 |
| \$1 to \$4,999.....  | 25 456                              | 10 534           | 143                     | 825            | 1 106           | 1 693           | 2 700           | 4 067           |
| \$5,000 to \$24,999.....   | 2 553                               | 2 203            | 17                      | 314            | 558             | 523             | 497             | 294             |
| \$25,000 to \$49,999.....  | 458                                 | 426              | 3                       | 47             | 105             | 112             | 109             | 50              |
| \$50,000 or more.....  | 418                                 | 381              | 2                       | 34             | 98              | 96              | 93              | 58              |

See footnotes at end of table.



Table 50. Summary by Age and Principal Occupation of Operator: 1987—Con.

[For meaning of abbreviations and symbols, see introductory text]

| Item  | Other occupations |                         |          |          |          |          |             |
|---|-------------------|-------------------------|----------|----------|----------|----------|-------------|
|   | Total             | Age of operator (years) |          |          |          |          |             |
|   |                   | Under 25                | 25 to 34 | 35 to 44 | 45 to 54 | 55 to 64 | 65 and over |
| <b>FARM PRODUCTION EXPENSES<sup>1</sup></b>                                   |                   |                         |          |          |          |          |             |
| —Con.   |                   |                         |          |          |          |          |             |
| Total farm production expenses—Con.   |                   |                         |          |          |          |          |             |
| Electricity----- farms...   | 6 960             | 55                      | 507      | 1 685    | 1 880    | 1 627    | 1 206       |
| \$1,000...-----   | 3 522             | 20                      | 262      | 750      | 1 086    | 990      | 414         |
| Farms with expenses of--  |                   |                         |          |          |          |          |             |
| \$1 to \$999-----   | 6 343             | 54                      | 465      | 1 553    | 1 677    | 1 459    | 1 135       |
| \$1,000 to \$4,999-----   | 542               | 1                       | 29       | 114      | 188      | 151      | 59          |
| \$5,000 to \$24,999-----  | 63                | -                       | 12       | 18       | 9        | 12       | 12          |
| \$25,000 or more-----   | 12                | -                       | 1        | -        | 6        | 5        | -           |
| Hired farm labor----- farms...  | 5 512             | 33                      | 496      | 1 252    | 1 553    | 1 379    | 799         |
| \$1,000...-----   | 17 680            | 78                      | 1 189    | 3 816    | 6 027    | 4 189    | 2 380       |
| Farms with expenses of--  |                   |                         |          |          |          |          |             |
| \$1 to \$4,999-----   | 4 937             | 32                      | 439      | 1 122    | 1 395    | 1 239    | 710         |
| \$5,000 to \$24,999-----  | 447               | -                       | 49       | 100      | 116      | 113      | 69          |
| \$25,000 to \$99,999-----   | 101               | 1                       | 7        | 24       | 32       | 20       | 17          |
| \$100,000 or more-----  | 27                | -                       | 1        | 6        | 10       | 7        | 3           |
| Contract labor----- farms...  | 1 730             | 49                      | 167      | 506      | 365      | 391      | 252         |
| \$1,000...-----   | 3 065             | 118                     | 439      | 846      | 769      | 659      | 233         |
| Farms with expenses of--  |                   |                         |          |          |          |          |             |
| \$1 to \$999-----   | 1 123             | 7                       | 61       | 321      | 232      | 312      | 190         |
| \$1,000 to \$4,999-----   | 476               | 41                      | 85       | 128      | 100      | 65       | 57          |
| \$5,000 to \$24,999-----  | 122               | 1                       | 20       | 55       | 11       | 11       | 5           |
| \$25,000 or more-----   | 9                 | -                       | 1        | 2        | 3        | 3        | -           |
| Repair and maintenance----- farms...  | 14 202            | 121                     | 1 304    | 3 259    | 3 764    | 3 604    | 2 150       |
| \$1,000...-----   | 18 765            | 123                     | 1 361    | 4 278    | 4 414    | 6 216    | 2 374       |
| Farms with expenses of--  |                   |                         |          |          |          |          |             |
| \$1 to \$4,999-----   | 13 707            | 120                     | 1 268    | 3 152    | 3 621    | 3 466    | 2 080       |
| \$5,000 to \$24,999-----  | 458               | 1                       | 35       | 99       | 133      | 124      | 66          |
| \$25,000 to \$49,999-----   | 22                | -                       | 1        | 1        | 9        | 9        | 2           |
| \$50,000 or more-----   | 15                | -                       | -        | 7        | 1        | 5        | 2           |
| Customwork, machine hire, and rental of machinery and equipment----- farms... | 4 214             | 77                      | 414      | 1 085    | 955      | 1 003    | 680         |
| \$1,000...-----   | 6 850             | 502                     | 727      | 2 238    | 1 388    | 1 204    | 790         |
| Farms with expenses of--  |                   |                         |          |          |          |          |             |
| \$1 to \$999-----   | 2 876             | 9                       | 267      | 760      | 634      | 684      | 522         |
| \$1,000 to \$4,999-----   | 1 117             | 33                      | 114      | 263      | 283      | 280      | 144         |
| \$5,000 to \$24,999-----  | 184               | 35                      | 32       | 42       | 31       | 36       | 8           |
| \$25,000 or more-----   | 37                | -                       | 1        | 20       | 7        | 3        | 6           |
| Interest expense----- farms...  | 7 121             | 60                      | 664      | 1 979    | 2 084    | 1 475    | 859         |
| \$1,000...-----   | 20 378            | 67                      | 1 650    | 6 227    | 6 084    | 4 639    | 1 712       |
| Farms with expenses of--  |                   |                         |          |          |          |          |             |
| \$1 to \$4,999-----   | 6 051             | 59                      | 570      | 1 598    | 1 772    | 1 263    | 789         |
| \$5,000 to \$24,999-----  | 996               | 1                       | 87       | 364      | 291      | 188      | 65          |
| \$25,000 to \$99,999-----   | 70                | -                       | 7        | 16       | 19       | 23       | 5           |
| \$100,000 or more-----  | 4                 | -                       | -        | 1        | 2        | 1        | -           |
| Secured by real estate----- farms...  | 5 080             | 28                      | 383      | 1 419    | 1 544    | 1 089    | 617         |
| \$1,000...-----   | 15 635            | 57                      | 1 153    | 4 432    | 4 910    | 3 680    | 1 403       |
| Farms with expenses of--  |                   |                         |          |          |          |          |             |
| \$1 to \$999-----   | 1 732             | 10                      | 127      | 368      | 519      | 398      | 310         |
| \$1,000 to \$4,999-----   | 2 519             | 18                      | 198      | 786      | 770      | 500      | 247         |
| \$5,000 to \$24,999-----  | 783               | -                       | 53       | 254      | 247      | 174      | 55          |
| \$25,000 or more-----   | 46                | -                       | 5        | 11       | 8        | 17       | 5           |
| Not secured by real estate----- farms...                                      | 3 102             | 41                      | 351      | 951      | 814      | 611      | 334         |
| \$1,000...-----   | 4 743             | 10                      | 496      | 1 795    | 1 174    | 959      | 309         |
| Farms with expenses of--  |                   |                         |          |          |          |          |             |
| \$1 to \$999-----   | 2 025             | 35                      | 223      | 546      | 548      | 436      | 237         |
| \$1,000 to \$4,999-----   | 900               | 6                       | 103      | 332      | 223      | 143      | 93          |
| \$5,000 to \$24,999-----  | 163               | -                       | 24       | 70       | 37       | 29       | 3           |
| \$25,000 or more-----   | 14                | -                       | 1        | 3        | 6        | 3        | 1           |
| Cash rent----- farms...   | 3 728             | 72                      | 507      | 1 021    | 1 079    | 772      | 277         |
| \$1,000...-----   | 9 455             | 140                     | 1 109    | 3 642    | 1 889    | 2 297    | 378         |
| Farms with expenses of--  |                   |                         |          |          |          |          |             |
| \$1 to \$4,999-----   | 3 404             | 72                      | 460      | 907      | 998      | 700      | 267         |
| \$5,000 to \$9,999-----   | 209               | -                       | 28       | 69       | 55       | 53       | 4           |
| \$10,000 to \$24,999-----   | 74                | -                       | 13       | 31       | 16       | 9        | 5           |
| \$25,000 or more-----   | 41                | -                       | 6        | 14       | 10       | 10       | 1           |
| Property taxes----- farms...  | 17 565            | 108                     | 1 317    | 4 005    | 4 712    | 4 650    | 2 773       |
| \$1,000...-----   | 8 621             | 36                      | 457      | 1 779    | 2 215    | 2 563    | 1 571       |
| Farms with expenses of--  |                   |                         |          |          |          |          |             |
| \$1 to \$4,999-----   | 17 428            | 108                     | 1 316    | 3 957    | 4 689    | 4 609    | 2 749       |
| \$5,000 to \$9,999-----   | 104               | -                       | -        | 47       | 19       | 26       | 12          |
| \$10,000 to \$24,999-----   | 29                | -                       | 1        | -        | 4        | 13       | 11          |
| \$25,000 or more-----   | 4                 | -                       | -        | 1        | -        | 2        | 1           |
| All other farm production expenses----- farms...                              | 15 341            | 163                     | 1 266    | 3 498    | 4 034    | 3 798    | 2 582       |
| \$1,000...-----   | 17 841            | 174                     | 1 361    | 4 480    | 5 194    | 4 537    | 2 094       |
| Farms with expenses of--  |                   |                         |          |          |          |          |             |
| \$1 to \$4,999-----   | 14 922            | 163                     | 1 221    | 3 373    | 3 914    | 3 717    | 2 534       |
| \$5,000 to \$24,999-----  | 350               | -                       | 40       | 110      | 96       | 62       | 42          |
| \$25,000 to \$49,999-----   | 32                | -                       | 5        | 6        | 12       | 8        | 1           |
| \$50,000 or more-----   | 37                | -                       | -        | 9        | 12       | 11       | 5           |

See footnotes at end of table.

**Table 50. Summary by Age and Principal Occupation of Operator: 1987—Con.**

[For meaning of abbreviations and symbols, see introductory text]

| Item   | Total farming and other occupations | Farming   |                         |          |          |           |           |             |           |
|--|-------------------------------------|-----------|-------------------------|----------|----------|-----------|-----------|-------------|-----------|
|  |                                     | Total     | Age of operator (years) |          |          |           |           |             |           |
|  |                                     |           | Under 25                | 25 to 34 | 35 to 44 | 45 to 54  | 55 to 64  | 65 and over |           |
| <b>NET CASH RETURN FROM AGRICULTURAL SALES FOR THE FARM UNIT<sup>1</sup></b>               |                                     |           |                         |          |          |           |           |             |           |
| All farms.....   | number.....                         | 34 075    | 14 973                  | 173      | 1 250    | 2 006     | 2 629     | 3 691       | 5 224     |
|  | \$1,000.....                        | 332 280   | 304 952                 | 2 716    | 34 589   | 67 120    | 79 486    | 83 322      | 37 719    |
| Average per farm.....  | dollars.....                        | 9 751     | 20 367                  | 15 702   | 27 671   | 33 459    | 30 234    | 22 574      | 7 220     |
| Farms with net gains <sup>2</sup> .....  | number.....                         | 17 692    | 9 464                   | 135      | 873      | 1 410     | 1 733     | 2 228       | 3 085     |
| Average net gain.....  | dollars.....                        | 23 285    | 36 525                  | 24 579   | 44 625   | 53 781    | 50 694    | 42 241      | 14 781    |
| Gain of—   |                                     |           |                         |          |          |           |           |             |           |
| Less than \$1,000.....   |                                     | 3 714     | 1 325                   | —        | 80       | 145       | 194       | 323         | 583       |
| \$1,000 to \$9,999.....  |                                     | 8 222     | 3 546                   | 46       | 200      | 264       | 479       | 763         | 1 794     |
| \$10,000 to \$49,999.....  |                                     | 3 452     | 2 560                   | 77       | 330      | 498       | 510       | 639         | 506       |
| \$50,000 or more.....  |                                     | 2 304     | 2 033                   | 12       | 263      | 503       | 550       | 503         | 202       |
| Farms with net losses.....   | number.....                         | 16 383    | 5 509                   | 38       | 377      | 596       | 896       | 1 463       | 2 139     |
| Average net loss.....  | dollars.....                        | 4 863     | 7 392                   | 15 834   | 11 587   | 14 617    | 9 338     | 7 376       | 3 685     |
| Loss of—   |                                     |           |                         |          |          |           |           |             |           |
| Less than \$1,000.....   |                                     | 4 693     | 1 368                   | 7        | 56       | 143       | 144       | 300         | 718       |
| \$1,000 to \$9,999.....  |                                     | 10 054    | 3 217                   | 14       | 213      | 270       | 550       | 856         | 1 314     |
| \$10,000 to \$49,999.....  |                                     | 1 517     | 826                     | 14       | 95       | 154       | 177       | 289         | 97        |
| \$50,000 or more.....  |                                     | 119       | 98                      | 3        | 13       | 29        | 25        | 18          | 10        |
| <b>GOVERNMENT PAYMENTS AND OTHER FARM-RELATED INCOME</b>                                   |                                     |           |                         |          |          |           |           |             |           |
| Government payments.....   | farms.....                          | 7 821     | 5 258                   | 104      | 694      | 1 009     | 1 030     | 1 221       | 1 200     |
|  | \$1,000.....                        | 159 539   | 146 302                 | 2 170    | 20 425   | 31 877    | 36 234    | 34 810      | 20 784    |
| Other farm-related income <sup>1</sup> .....   | farms.....                          | 6 112     | 3 237                   | 21       | 297      | 475       | 552       | 824         | 1 068     |
|  | \$1,000.....                        | 35 214    | 23 329                  | 260      | 2 428    | 4 572     | 3 834     | 6 932       | 5 303     |
| Customwork and other agricultural services.....  | farms.....                          | 2 041     | 1 180                   | 14       | 172      | 236       | 223       | 324         | 211       |
|  | \$1,000.....                        | 10 929    | 7 870                   | 144      | 1 137    | 1 883     | 1 466     | 2 101       | 1 140     |
| Gross cash rent or share payments.....   | farms.....                          | 1 856     | 883                     | 3        | 65       | 90        | 157       | 198         | 370       |
|  | \$1,000.....                        | 11 274    | 6 701                   | 54       | 729      | 861       | 1 106     | 2 018       | 1 932     |
| Forest products and Christmas trees.....   | farms.....                          | 1 585     | 826                     | 1        | 18       | 92        | 109       | 229         | 377       |
|  | \$1,000.....                        | 7 612     | 4 419                   | (D)      | 679      | 483       | 1 466     | 1 466       | 1 671     |
| Other farm-related income sources.....   | farms.....                          | 1 638     | 992                     | 7        | 83       | 208       | 181       | 235         | 278       |
|  | \$1,000.....                        | 5 399     | 4 338                   | (D)      | (D)      | 1 149     | 779       | 1 347       | 560       |
| <b>COMMODITY CREDIT CORPORATION LOANS</b>  |                                     |           |                         |          |          |           |           |             |           |
| Total.....   | farms.....                          | 2 035     | 1 601                   | 40       | 289      | 382       | 307       | 334         | 249       |
|  | \$1,000.....                        | 86 435    | 81 040                  | 2 044    | 10 922   | 19 052    | 17 876    | 17 402      | 13 743    |
| Corn.....  | farms.....                          | 388       | 292                     | 7        | 48       | 81        | 47        | 59          | 50        |
|  | \$1,000.....                        | 3 906     | 3 627                   | 89       | 519      | 1 416     | 738       | 701         | 165       |
| Wheat.....   | farms.....                          | 159       | 123                     | 3        | 22       | 18        | 32        | 27          | 21        |
|  | \$1,000.....                        | 1 019     | 841                     | 3        | 132      | 161       | 295       | 149         | 100       |
| Soybeans.....  | farms.....                          | 292       | 226                     | 4        | 38       | 47        | 44        | 54          | 39        |
|  | \$1,000.....                        | 10 322    | 9 792                   | 414      | 1 202    | 2 024     | 2 469     | 2 400       | 1 284     |
| Sorghum, barley, and oats.....   | farms.....                          | 364       | 305                     | 7        | 62       | 87        | 62        | 49          | 38        |
|  | \$1,000.....                        | 2 891     | 2 617                   | 106      | 409      | 714       | 616       | 379         | 392       |
| Cotton.....  | farms.....                          | 929       | 716                     | 16       | 136      | 165       | 130       | 135         | 134       |
|  | \$1,000.....                        | 37 421    | 34 687                  | 318      | 4 649    | 8 524     | 7 839     | 7 042       | 6 315     |
| Peanuts, rye, rice, tobacco, and honey.....  | farms.....                          | 463       | 404                     | 12       | 78       | 94        | 76        | 95          | 49        |
|  | \$1,000.....                        | 30 876    | 29 475                  | 1 113    | 4 011    | 6 214     | 5 921     | 6 732       | 5 485     |
| <b>LAND IN FARMS ACCORDING TO USE</b>  |                                     |           |                         |          |          |           |           |             |           |
| Total cropland.....  | farms.....                          | 29 785    | 13 776                  | 165      | 1 217    | 1 997     | 2 341     | 3 340       | 4 716     |
|  | acres.....                          | 6 747 639 | 5 268 013               | 76 038   | 642 577  | 1 076 298 | 1 219 412 | 1 248 704   | 1 004 984 |
| Harvested cropland.....  | farms.....                          | 24 305    | 12 072                  | 159      | 1 117    | 1 818     | 2 092     | 2 948       | 3 938     |
|  | acres.....                          | 4 272 651 | 3 635 028               | 57 317   | 476 235  | 783 543   | 871 708   | 846 515     | 599 710   |
| Farms by acres harvested:  |                                     |           |                         |          |          |           |           |             |           |
| 1 to 49 acres.....   |                                     | 14 953    | 5 457                   | 29       | 229      | 503       | 728       | 1 325       | 2 643     |
| 50 to 99 acres.....  |                                     | 2 942     | 1 474                   | 22       | 110      | 190       | 245       | 418         | 489       |
| 100 to 199 acres.....  |                                     | 2 000     | 1 263                   | 19       | 150      | 230       | 235       | 355         | 274       |
| 200 to 499 acres.....  |                                     | 2 084     | 1 695                   | 58       | 294      | 355       | 363       | 367         | 258       |
| 500 to 999 acres.....  |                                     | 1 305     | 1 218                   | 22       | 222      | 309       | 282       | 255         | 128       |
| 1,000 to 1,999 acres.....  |                                     | 715       | 681                     | 5        | 88       | 184       | 164       | 152         | 88        |
| 2,000 acres or more.....   |                                     | 306       | 284                     | 4        | 24       | 47        | 75        | 76          | 58        |
| Cropland:  |                                     |           |                         |          |          |           |           |             |           |
| Pasture or grazing only.....   | farms.....                          | 15 642    | 6 439                   | 37       | 374      | 718       | 1 003     | 1 670       | 2 637     |
|  | acres.....                          | 1 243 697 | 650 605                 | 2 954    | 42 545   | 82 476    | 117 317   | 172 222     | 233 091   |
| In cover crops, legumes, and soil-improvement grasses, not harvested and not pastured..... | farms.....                          | 1 905     | 1 010                   | 14       | 104      | 168       | 171       | 256         | 297       |
|  | acres.....                          | 140 490   | 97 904                  | 1 057    | 8 309    | 21 121    | 22 186    | 22 943      | 22 288    |
| On which all crops failed.....   | farms.....                          | 1 187     | 584                     | 8        | 58       | 117       | 89        | 119         | 193       |
|  | acres.....                          | 52 439    | 36 840                  | 501      | 4 010    | 10 111    | 7 108     | 8 212       | 6 898     |
| In cultivated summer fallow.....   | farms.....                          | 1 883     | 1 429                   | 19       | 186      | 291       | 275       | 342         | 316       |
|  | acres.....                          | 314 560   | 290 737                 | 4 117    | 30 851   | 60 190    | 71 419    | 76 549      | 47 611    |
| Idle.....  | farms.....                          | 6 788     | 3 966                   | 74       | 511      | 727       | 765       | 880         | 1 009     |
|  | acres.....                          | 723 802   | 556 899                 | 10 092   | 80 627   | 118 857   | 129 674   | 122 263     | 95 386    |
| Total woodland.....  | farms.....                          | 19 732    | 8 596                   | 48       | 519      | 1 016     | 1 396     | 2 230       | 3 387     |
|  | acres.....                          | 2 341 341 | 1 277 181               | 6 934    | 62 374   | 179 534   | 251 700   | 311 049     | 465 590   |
| Woodland pastured.....   | farms.....                          | 12 803    | 5 305                   | 18       | 250      | 537       | 793       | 1 417       | 2 290     |
|  | acres.....                          | 942 914   | 486 064                 | 858      | 20 252   | 51 058    | 90 169    | 125 391     | 198 336   |
| Woodland not pastured.....   | farms.....                          | 11 747    | 5 411                   | 39       | 359      | 692       | 934       | 1 383       | 2 004     |
|  | acres.....                          | 1 398 427 | 791 117                 | 6 076    | 42 122   | 128 476   | 161 531   | 185 658     | 267 254   |

See footnotes at end of table.

Table 50. Summary by Age and Principal Occupation of Operator: 1987—Con.

[For meaning of abbreviations and symbols, see introductory text.]

| Item   | Other occupations |                         |          |          |          |          |             |
|--|-------------------|-------------------------|----------|----------|----------|----------|-------------|
|  | Total             | Age of operator (years) |          |          |          |          |             |
|  |                   | Under 25                | 25 to 34 | 35 to 44 | 45 to 54 | 55 to 64 | 65 and over |
| <b>NET CASH RETURN FROM AGRICULTURAL SALES FOR THE FARM UNIT<sup>1</sup></b>                       |                   |                         |          |          |          |          |             |
| All farms..... number..  | 19 102            | 197                     | 1 580    | 4 271    | 4 876    | 4 789    | 3 389       |
| ..... \$1,000..  | 27 328            | -120                    | 1 526    | 4 792    | 7 696    | 9 609    | 3 824       |
| Average per farm..... dollars..  | 1 431             | -807                    | 966      | 1 122    | 1 578    | 2 007    | 1 128       |
| Farms with net gains <sup>2</sup> ..... number..   | 8 228             | 105                     | 610      | 1 662    | 1 990    | 2 211    | 1 650       |
| Average net gain..... dollars..  | 8 055             | 3 719                   | 8 538    | 9 642    | 9 117    | 8 138    | 5 164       |
| Gain of—   |                   |                         |          |          |          |          |             |
| Less than \$1,000.....   | 2 389             | 33                      | 160      | 460      | 577      | 599      | 560         |
| \$1,000 to \$9,999.....  | 4 676             | 63                      | 369      | 855      | 1 076    | 1 362    | 941         |
| \$10,000 to \$49,999.....  | 892               | 9                       | 56       | 254      | 260      | 183      | 130         |
| \$50,000 or more.....  | 271               | -                       | 25       | 83       | 77       | 67       | 19          |
| Farms with net losses..... number..  | 10 874            | 92                      | 970      | 2 609    | 2 866    | 2 578    | 1 739       |
| Average net loss..... dollars..  | 3 582             | 5 545                   | 3 795    | 4 306    | 3 620    | 3 252    | 2 701       |
| Loss of—   |                   |                         |          |          |          |          |             |
| Less than \$1,000.....   | 3 325             | 13                      | 242      | 624      | 914      | 796      | 736         |
| \$1,000 to \$9,999.....  | 6 837             | 51                      | 663      | 1 770    | 1 791    | 1 645    | 917         |
| \$10,000 to \$49,999.....  | 691               | 28                      | 65       | 206      | 176      | 132      | 84          |
| \$50,000 or more.....  | 21                | -                       | -        | 9        | 5        | 5        | 2           |
| <b>GOVERNMENT PAYMENTS AND OTHER FARM-RELATED INCOME</b>   |                   |                         |          |          |          |          |             |
| Government payments..... farms..   | 2 563             | 32                      | 240      | 603      | 680      | 609      | 399         |
| ..... \$1,000..  | 13 237            | 147                     | 1 295    | 4 029    | 3 353    | 2 642    | 1 771       |
| Other farm-related income <sup>1</sup> ..... farms..   | 2 875             | 15                      | 292      | 595      | 608      | 790      | 575         |
| ..... \$1,000..  | 11 885            | 51                      | 1 192    | 2 639    | 2 113    | 3 144    | 2 747       |
| Customwork and other agricultural services..... farms..  | 861               | -                       | 120      | 298      | 169      | 173      | 101         |
| ..... \$1,000..  | 3 058             | -                       | 784      | 796      | 445      | 730      | 303         |
| Gross cash rent or share payments..... farms..   | 973               | -                       | 70       | 162      | 183      | 266      | 292         |
| ..... \$1,000..  | 4 573             | -                       | 111      | 1 334    | 424      | 1 085    | 1 619       |
| Forest products and Christmas trees..... farms..   | 759               | 7                       | 47       | 106      | 200      | 209      | 190         |
| ..... \$1,000..  | 3 192             | 21                      | 224      | 246      | 1 101    | 858      | 743         |
| Other farm-related income sources..... farms..   | 646               | 8                       | 105      | 90       | 115      | 238      | 90          |
| ..... \$1,000..  | 1 061             | 30                      | 72       | 263      | 143      | 471      | 82          |
| <b>COMMODITY CREDIT CORPORATION LOANS</b>  |                   |                         |          |          |          |          |             |
| Total..... farms..   | 434               | 3                       | 38       | 121      | 93       | 98       | 81          |
| ..... \$1,000..  | 5 396             | 17                      | 359      | 2 389    | 818      | 823      | 990         |
| Corn..... farms..  | 96                | -                       | 12       | 29       | 14       | 22       | 19          |
| ..... \$1,000..  | 278               | -                       | 53       | 87       | 53       | 78       | 8           |
| Wheat..... farms..   | 36                | -                       | 3        | 11       | 10       | 8        | 4           |
| ..... \$1,000..  | 178               | -                       | 22       | 63       | 21       | 59       | 12          |
| Soybeans..... farms..  | 66                | 3                       | 4        | 20       | 19       | 10       | 10          |
| ..... \$1,000..  | 529               | 17                      | 7        | 362      | 89       | 36       | 18          |
| Sorghum, barley, and oats..... farms..   | 59                | -                       | 5        | 19       | 14       | 10       | 11          |
| ..... \$1,000..  | 275               | -                       | 6        | 127      | 51       | 45       | 46          |
| Cotton..... farms..  | 213               | -                       | 15       | 58       | 45       | 59       | 36          |
| ..... \$1,000..  | 2 734             | -                       | 100      | 1 151    | 348      | 274      | 861         |
| Peanuts, rye, rice, tobacco, and honey..... farms..  | 59                | -                       | 4        | 16       | 17       | 10       | 12          |
| ..... \$1,000..  | 1 401             | -                       | 171      | 600      | 255      | 331      | 45          |
| <b>LAND IN FARMS ACCORDING TO USE</b>  |                   |                         |          |          |          |          |             |
| Total cropland..... farms..  | 16 009            | 151                     | 1 408    | 3 463    | 4 222    | 4 073    | 2 692       |
| ..... acres..  | 1 479 626         | 12 338                  | 122 833  | 330 437  | 394 607  | 386 687  | 232 724     |
| Harvested cropland..... farms..  | 12 233            | 113                     | 1 113    | 2 771    | 3 270    | 3 043    | 1 923       |
| ..... acres..  | 637 623           | 7 910                   | 63 342   | 159 782  | 170 288  | 155 542  | 80 759      |
| Farms by acres harvested:  |                   |                         |          |          |          |          |             |
| 1 to 49 acres.....   | 9 496             | 69                      | 796      | 2 114    | 2 536    | 2 413    | 1 568       |
| 50 to 99 acres.....  | 1 468             | 23                      | 144      | 331      | 379      | 369      | 222         |
| 100 to 199 acres.....  | 737               | 14                      | 108      | 171      | 225      | 145      | 74          |
| 200 to 499 acres.....  | 389               | 4                       | 58       | 119      | 86       | 82       | 40          |
| 500 to 999 acres.....  | 87                | 3                       | 5        | 21       | 27       | 21       | 10          |
| 1,000 to 1,999 acres.....  | 34                | -                       | 1        | 9        | 12       | 5        | 7           |
| 2,000 acres or more.....   | 22                | -                       | 1        | 6        | 5        | 8        | 2           |
| Cropland:  |                   |                         |          |          |          |          |             |
| Pasture or grazing only..... farms..   | 9 203             | 71                      | 745      | 1 942    | 2 427    | 2 424    | 1 594       |
| ..... acres..  | 593 092           | 3 505                   | 42 253   | 114 495  | 163 240  | 160 934  | 108 665     |
| In cover crops, legumes, and soil-improvement grasses, not harvested and not pastured..... farms.. | 895               | 9                       | 80       | 201      | 232      | 220      | 147         |
| ..... acres..  | 42 586            | 158                     | 3 452    | 9 822    | 8 926    | 12 009   | 8 219       |
| On which all crops failed..... farms..   | 583               | 2                       | 75       | 136      | 154      | 122      | 94          |
| ..... acres..  | 15 599            | (D)                     | (D)      | 4 573    | 3 793    | 3 903    | 1 991       |
| In cultivated summer fallow..... farms..   | 454               | 4                       | 35       | 107      | 127      | 107      | 74          |
| ..... acres..  | 23 823            | (D)                     | (D)      | 5 445    | 8 617    | 4 337    | 3 308       |
| Idle..... farms..  | 2 822             | 25                      | 244      | 571      | 752      | 731      | 499         |
| ..... acres..  | 166 903           | 605                     | 10 491   | 36 320   | 39 743   | 49 962   | 29 782      |
| Total woodland..... farms..  | 11 136            | 88                      | 807      | 2 224    | 2 986    | 3 038    | 1 993       |
| ..... acres..  | 1 064 160         | 6 049                   | 60 135   | 171 709  | 296 662  | 308 442  | 221 163     |
| Woodland pastured..... farms..   | 7 498             | 66                      | 518      | 1 449    | 2 000    | 2 066    | 1 399       |
| ..... acres..  | 456 850           | 2 800                   | 28 854   | 74 045   | 125 792  | 127 939  | 97 420      |
| Woodland not pastured..... farms..   | 6 336             | 37                      | 447      | 1 262    | 1 721    | 1 756    | 1 113       |
| ..... acres..  | 607 310           | 3 249                   | 31 281   | 97 664   | 170 870  | 180 503  | 123 743     |

See footnotes at end of table.

Table 50. Summary by Age and Principal Occupation of Operator: 1987—Con.

[For meaning of abbreviations and symbols, see introductory text]

| Item  | Total farming and other occupations                 | Farming             |                         |                  |                  |                    |                    |                    |
|---|---|---------------------|-------------------------|------------------|------------------|--------------------|--------------------|--------------------|
|   |   | Total               | Age of operator (years) |                  |                  |                    |                    |                    |
|   |   |                     | Under 25                | 25 to 34         | 35 to 44         | 45 to 54           | 55 to 64           | 65 and over        |
| <b>LAND IN FARMS ACCORDING TO USE—Con.</b>                                    |   |                     |                         |                  |                  |                    |                    |                    |
| Pastureland and rangeland other than cropland and woodland pastured           | farms... 10 458<br>acres... 1 136 451               | 4 255<br>671 081    | 34<br>4 454             | 253<br>48 495    | 520<br>115 980   | 660<br>148 838     | 1 060<br>142 519   | 1 728<br>210 795   |
| Land in house lots, ponds, roads, wasteland, etc.                             | farms... 20 506<br>acres... 520 759                 | 9 180<br>323 240    | 71<br>1 767             | 640<br>25 781    | 1 326<br>57 736  | 1 538<br>60 251    | 2 308<br>82 593    | 3 297<br>95 112    |
| Cropland under federal acreage reduction programs:                            |   |                     |                         |                  |                  |                    |                    |                    |
| Annual commodity acreage adjustment programs                                  | farms... 5 025<br>acres... 522 460                  | 3 970<br>486 746    | 85<br>8 595             | 610<br>71 810    | 846<br>109 529   | 807<br>115 652     | 894<br>109 774     | 728<br>71 386      |
| Conservation reserve program  | farms... 1 391<br>acres... 131 462                  | 693<br>79 254       | 7<br>849                | 50<br>5 679      | 97<br>12 616     | 125<br>16 857      | 174<br>19 210      | 240<br>24 043      |
| Value of land and buildings <sup>1</sup>                                      | farms... 34 075<br>\$1,000... 7 333 235             | 14 973<br>4 974 109 | 173<br>45 084           | 1 250<br>482 153 | 2 006<br>944 097 | 2 629<br>1 153 362 | 3 691<br>1 217 682 | 5 224<br>1 131 731 |
| Average per farm  | dollars... 215 209                                  | 332 205             | 260 601                 | 385 722          | 470 637          | 438 707            | 329 906            | 216 641            |
| Average per acre  | dollars... 697                                      | 681                 | 571                     | 690              | 708              | 697                | 685                | 642                |
| Farms by value group:   |   |                     |                         |                  |                  |                    |                    |                    |
| \$1 to \$39,999   | 6 865   | 2 056               | 2                       | 140              | 234              | 320                | 411                | 949                |
| \$40,000 to \$69,999  | 6 392   | 2 068               | 41                      | 157              | 187              | 245                | 392                | 1 046              |
| \$70,000 to \$99,999  | 4 546   | 1 796               | 11                      | 154              | 118              | 246                | 455                | 812                |
| \$100,000 to \$149,999  | 4 935   | 2 024               | 23                      | 116              | 205              | 334                | 616                | 730                |
| \$150,000 to \$199,999  | 2 984   | 1 420               | 29                      | 135              | 215              | 212                | 371                | 458                |
| \$200,000 to \$499,999  | 5 448   | 3 251               | 51                      | 262              | 518              | 721                | 914                | 785                |
| \$500,000 to \$999,999  | 1 651   | 1 285               | 10                      | 170              | 303              | 276                | 267                | 259                |
| \$1,000,000 to \$1,999,999  | 827   | 692                 | 4                       | 82               | 145              | 175                | 177                | 109                |
| \$2,000,000 to \$4,999,999  | 364   | 327                 | 2                       | 30               | 72               | 81                 | 77                 | 65                 |
| \$5,000,000 or more   | 63  | 54                  | -                       | 4                | 9                | 19                 | 11                 | 11                 |
| <b>VALUE OF MACHINERY AND EQUIPMENT<sup>1</sup></b>                           |   |                     |                         |                  |                  |                    |                    |                    |
| Estimated market value of all machinery and equipment                         | farms... 34 023<br>\$1,000... 1 187 399             | 14 944<br>838 461   | 173<br>10 288           | 1 249<br>90 403  | 2 006<br>163 822 | 2 622<br>185 349   | 3 680<br>221 241   | 5 214<br>167 358   |
| Farms by value group:   |   |                     |                         |                  |                  |                    |                    |                    |
| \$1 to \$4,999  | 3 295   | 944                 | 2                       | 41               | 78               | 138                | 139                | 546                |
| \$5,000 to \$9,999  | 9 648   | 2 851               | 11                      | 153              | 190              | 327                | 606                | 1 564              |
| \$10,000 to \$19,999  | 7 230   | 2 834               | 47                      | 154              | 217              | 522                | 743                | 1 151              |
| \$20,000 to \$49,999  | 7 938   | 3 803               | 52                      | 358              | 583              | 571                | 1 020              | 1 219              |
| \$50,000 to \$99,999  | 3 215   | 2 163               | 34                      | 249              | 459              | 490                | 549                | 382                |
| \$100,000 to \$199,999  | 1 656   | 1 396               | 19                      | 194              | 291              | 324                | 362                | 206                |
| \$200,000 to \$499,999  | 864   | 787                 | 7                       | 88               | 147              | 212                | 217                | 116                |
| \$500,000 or more   | 177   | 166                 | 1                       | 12               | 41               | 38                 | 44                 | 30                 |
| <b>SELECTED MACHINERY AND EQUIPMENT<sup>1</sup></b>                           |   |                     |                         |                  |                  |                    |                    |                    |
| Motortrucks, including pickups  | farms... 28 929<br>number... 50 617                 | 13 427<br>28 110    | 172<br>368              | 1 152<br>2 666   | 1 863<br>4 649   | 2 384<br>5 922     | 3 368<br>7 108     | 4 488<br>7 397     |
| Wheel tractors  | farms... 30 458<br>number... 62 506                 | 13 635<br>35 433    | 168<br>444              | 1 116<br>3 003   | 1 889<br>5 804   | 2 399<br>7 360     | 3 488<br>9 416     | 4 575<br>9 406     |
| Less than 40 horsepower (PTO)   | farms... 16 014<br>number... 20 803                 | 6 461<br>9 159      | 48<br>65                | 339<br>491       | 707<br>1 082     | 1 011<br>1 514     | 1 718<br>2 566     | 2 638<br>3 441     |
| 40 horsepower (PTO) or more   | farms... 20 607<br>number... 41 703                 | 10 171<br>26 274    | 148<br>379              | 923<br>2 512     | 1 591<br>4 722   | 1 974<br>5 846     | 2 631<br>6 850     | 2 904<br>5 965     |
| Grain and bean combines   | farms... 5 315<br>number... 7 371                   | 3 738<br>5 489      | 34<br>54                | 483<br>695       | 727<br>1 077     | 846<br>1 332       | 934<br>1 363       | 714<br>968         |
| Cottonpickers and strippers   | farms... 2 808<br>number... 4 660                   | 2 323<br>4 041      | 50<br>58                | 319<br>514       | 484<br>856       | 527<br>993         | 555<br>979         | 388<br>641         |
| Mower conditioners  | farms... 6 992<br>number... 8 029                   | 3 402<br>4 009      | 34<br>56                | 267<br>314       | 416<br>499       | 575<br>672         | 1 023<br>1 201     | 1 087<br>1 267     |
| Pickup balers   | farms... 8 587<br>number... 10 222                  | 4 036<br>4 866      | 29<br>39                | 260<br>320       | 525<br>619       | 724<br>915         | 1 161<br>1 420     | 1 337<br>1 553     |
| <b>AGRICULTURAL CHEMICALS<sup>1</sup></b>                                     |   |                     |                         |                  |                  |                    |                    |                    |
| Commercial fertilizer   | farms... 22 555<br>acres on which used... 3 085 212 | 10 951<br>2 502 980 | 156<br>29 996           | 973<br>310 664   | 1 556<br>537 849 | 1 930<br>605 250   | 2 760<br>599 175   | 3 576<br>420 046   |
| Lime  | farms... 4 896<br>acres on which used... 291 340    | 2 477<br>219 385    | 38<br>4 120             | 168<br>25 127    | 324<br>47 946    | 440<br>45 853      | 681<br>55 896      | 826<br>40 443      |
| Sprays, dusts, granules, fumigants, etc., to control—                         | tons... 353 369                                     | 271 817             | 6 963                   | 29 844           | 53 211           | 56 884             | 74 940             | 49 975             |
| Insects on hay and other crops  | farms... 7 182<br>acres on which used... 1 508 903  | 4 708<br>1 372 876  | 125<br>19 405           | 603<br>187 522   | 869<br>286 049   | 920<br>334 386     | 1 097<br>332 630   | 1 094<br>212 884   |
| Nematodes in crops  | farms... 436<br>acres on which used... 113 361      | 319<br>104 302      | 13<br>384               | 37<br>13 543     | 74<br>26 052     | 79<br>18 901       | 79<br>29 362       | 46<br>16 060       |
| Diseases in crops and orchards  | farms... 1 600<br>acres on which used... 317 737    | 1 071<br>288 665    | 45<br>4 899             | 160<br>34 906    | 217<br>69 662    | 191<br>68 100      | 218<br>63 346      | 240<br>47 752      |
| Weeds, grass, or brush in crops and pasture                                   | farms... 11 043<br>acres on which used... 2 863 229 | 6 388<br>2 479 940  | 135<br>35 766           | 729<br>342 483   | 1 081<br>541 314 | 1 271<br>629 306   | 1 531<br>554 938   | 1 641<br>376 133   |
| Chemicals for defoliation or for growth control of crops or thinning of fruit | farms... 3 391<br>acres on which used... 928 681    | 2 644<br>865 105    | 91<br>13 783            | 377<br>113 402   | 577<br>177 415   | 551<br>224 064     | 649<br>215 189     | 399<br>121 252     |

See footnotes at end of table.

**Table 50. Summary by Age and Principal Occupation of Operator: 1987—Con.**

[For meaning of abbreviations and symbols, see introductory text]

| Item   | Other occupations |                         |          |          |          |          |             |
|--|-------------------|-------------------------|----------|----------|----------|----------|-------------|
|  | Total             | Age of operator (years) |          |          |          |          |             |
|  |                   | Under 25                | 25 to 34 | 35 to 44 | 45 to 54 | 55 to 64 | 65 and over |
| <b>LAND IN FARMS ACCORDING TO USE—Con.</b>   |                   |                         |          |          |          |          |             |
| Pastureland and rangeland other than cropland and woodland pastured ----- farms...           | 6 203             | 58                      | 503      | 1 296    | 1 657    | 1 546    | 1 143       |
| acres...   | 465 370           | 2 025                   | 27 150   | 77 806   | 124 989  | 151 747  | 81 653      |
| Land in house lots, ponds, roads, wasteland, etc. ----- farms...                             | 11 326            | 75                      | 879      | 2 389    | 3 044    | 2 861    | 2 078       |
| acres...   | 197 519           | 532                     | 11 048   | 38 025   | 51 179   | 51 990   | 44 745      |
| Cropland under federal acreage reduction programs:   |                   |                         |          |          |          |          |             |
| Annual commodity acreage adjustment programs ----- farms...                                  | 1 055             | 13                      | 120      | 276      | 264      | 215      | 167         |
| acres...   | 35 714            | 262                     | 3 673    | 10 260   | 8 994    | 7 702    | 4 823       |
| Conservation reserve program ----- farms...  | 698               | 6                       | 45       | 134      | 187      | 186      | 140         |
| acres...   | 52 208            | 621                     | 2 784    | 8 515    | 13 345   | 16 267   | 10 676      |
| Value of land and buildings <sup>1</sup> ----- farms...                                      | 19 102            | 197                     | 1 580    | 4 271    | 4 876    | 4 789    | 3 389       |
| \$1,000 .....  | 2 359 126         | 16 798                  | 153 661  | 489 384  | 615 275  | 666 965  | 417 043     |
| Average per farm ----- dollars...  | 123 502           | 85 269                  | 97 254   | 114 583  | 126 184  | 139 270  | 123 058     |
| Average per acre ----- dollars...  | 733               | 631                     | 733      | 775      | 706      | 754      | 700         |
| Farms by value group:  |                   |                         |          |          |          |          |             |
| \$1 to \$39,999 -----  | 4 809             | 54                      | 509      | 1 285    | 983      | 923      | 1 055       |
| \$40,000 to \$69,999 -----   | 4 324             | 67                      | 333      | 914      | 1 211    | 1 022    | 777         |
| \$70,000 to \$99,999 -----   | 2 750             | 32                      | 216      | 574      | 686      | 797      | 445         |
| \$100,000 to \$149,999 -----   | 2 911             | 12                      | 249      | 632      | 852      | 797      | 369         |
| \$150,000 to \$199,999 -----   | 1 564             | 9                       | 125      | 302      | 426      | 448      | 254         |
| \$200,000 to \$499,999 -----   | 2 197             | 23                      | 114      | 457      | 597      | 650      | 356         |
| \$500,000 to \$999,999 -----   | 366               | -                       | 21       | 72       | 69       | 111      | 93          |
| \$1,000,000 to \$1,999,999 -----   | 135               | -                       | 13       | 27       | 40       | 22       | 33          |
| \$2,000,000 to \$4,999,999 -----   | 37                | -                       | -        | 6        | 11       | 14       | 6           |
| \$5,000,000 or more -----  | 9                 | -                       | -        | 2        | 1        | 5        | 1           |
| <b>VALUE OF MACHINERY AND EQUIPMENT<sup>1</sup></b>  |                   |                         |          |          |          |          |             |
| Estimated market value of all machinery and equipment ----- farms...                         | 19 079            | 197                     | 1 570    | 4 268    | 4 876    | 4 779    | 3 389       |
| \$1,000 .....  | 348 939           | 2 680                   | 29 191   | 85 434   | 88 238   | 93 544   | 49 853      |
| Farms by value group:  |                   |                         |          |          |          |          |             |
| \$1 to \$4,999 -----   | 2 351             | 32                      | 181      | 465      | 599      | 543      | 531         |
| \$5,000 to \$9,999 -----   | 6 797             | 50                      | 504      | 1 428    | 1 613    | 1 652    | 1 550       |
| \$10,000 to \$19,999 -----   | 4 396             | 69                      | 393      | 1 082    | 1 151    | 1 094    | 607         |
| \$20,000 to \$49,999 -----   | 4 135             | 45                      | 383      | 945      | 1 133    | 1 067    | 562         |
| \$50,000 to \$99,999 -----   | 1 052             | -                       | 78       | 253      | 294      | 340      | 87          |
| \$100,000 to \$199,999 -----   | 260               | 1                       | 26       | 70       | 67       | 62       | 34          |
| \$200,000 to \$499,999 -----   | 77                | -                       | 5        | 21       | 19       | 16       | 16          |
| \$500,000 or more -----  | 11                | -                       | -        | 4        | -        | 5        | 2           |
| <b>SELECTED MACHINERY AND EQUIPMENT<sup>1</sup></b>  |                   |                         |          |          |          |          |             |
| Motortrucks, including pickups ----- farms...  | 15 502            | 135                     | 1 361    | 3 488    | 4 022    | 3 948    | 2 548       |
| number...  | 22 507            | 251                     | 2 029    | 5 187    | 5 835    | 5 805    | 3 400       |
| Wheel tractors ----- farms...  | 16 823            | 172                     | 1 331    | 3 796    | 4 449    | 4 275    | 2 800       |
| number...  | 27 073            | 302                     | 2 259    | 5 920    | 7 429    | 6 942    | 4 221       |
| Less than 40 horsepower (PTO) ----- farms...   | 9 553             | 82                      | 734      | 1 927    | 2 538    | 2 466    | 1 806       |
| number...  | 11 644            | 122                     | 937      | 2 281    | 3 191    | 3 002    | 2 111       |
| 40 horsepower (PTO) or more ----- farms...   | 10 436            | 113                     | 878      | 2 517    | 2 893    | 2 642    | 1 393       |
| number...  | 15 429            | 180                     | 1 322    | 3 639    | 4 238    | 3 940    | 2 110       |
| Grain and bean combines ----- farms...   | 1 577             | 37                      | 176      | 454      | 466      | 275      | 169         |
| number...  | 1 882             | 51                      | 220      | 541      | 527      | 350      | 193         |
| Cottonpickers and strippers ----- farms...   | 485               | 41                      | 38       | 135      | 107      | 91       | 73          |
| number...  | 619               | 85                      | 40       | 162      | 118      | 117      | 97          |
| Mower conditioners ----- farms...  | 3 590             | 15                      | 288      | 841      | 1 124    | 822      | 500         |
| number...  | 4 020             | 16                      | 316      | 947      | 1 239    | 913      | 589         |
| Pickup balers ----- farms...   | 4 551             | 12                      | 454      | 1 044    | 1 294    | 1 174    | 573         |
| number...  | 5 356             | 12                      | 506      | 1 255    | 1 481    | 1 419    | 683         |
| <b>AGRICULTURAL CHEMICALS<sup>1</sup></b>  |                   |                         |          |          |          |          |             |
| Commercial fertilizer ----- farms...   | 11 604            | 100                     | 1 002    | 2 738    | 3 103    | 2 882    | 1 779       |
| acres on which used...   | 582 232           | 3 254                   | 54 923   | 150 708  | 159 978  | 137 158  | 76 211      |
| Lime ----- farms...  | 2 419             | 23                      | 186      | 597      | 675      | 626      | 312         |
| acres on which used...   | 71 955            | 850                     | 6 390    | 17 347   | 21 046   | 15 252   | 11 070      |
| tons...  | 81 552            | 1 380                   | 7 023    | 17 990   | 25 528   | 16 247   | 13 384      |
| Sprays, dusts, granules, fumigants, etc., to control-----                                    |                   |                         |          |          |          |          |             |
| Insects on hay and other crops ----- farms...  | 2 474             | 51                      | 235      | 639      | 673      | 539      | 337         |
| acres on which used...   | 136 027           | 1 866                   | 11 256   | 42 243   | 34 624   | 28 826   | 17 212      |
| Nematodes in crops ----- farms...  | 117               | 14                      | 15       | 25       | 44       | 3        | 16          |
| acres on which used...   | 9 059             | 742                     | 2 582    | 1 152    | 3 080    | 348      | 1 155       |
| Diseases in crops and orchards ----- farms...  | 529               | 1                       | 49       | 132      | 138      | 123      | 86          |
| acres on which used...   | 29 072            | (D)                     | (D)      | 11 084   | 5 628    | 5 472    | 3 023       |
| Weeds, grass, or brush in crops and pasture ----- farms...                                   | 4 655             | 85                      | 485      | 1 251    | 1 252    | 1 010    | 572         |
| acres on which used...   | 383 289           | 16 152                  | 38 781   | 101 872  | 103 847  | 83 852   | 38 785      |
| Chemicals for defoliation or for growth control of crops or thinning of fruit ----- farms... | 747               | 42                      | 78       | 245      | 185      | 110      | 87          |
| acres on which used...   | 63 576            | 1 606                   | 5 874    | 20 717   | 13 369   | 15 541   | 6 469       |

See footnotes at end of table.

**Table 50. Summary by Age and Principal Occupation of Operator: 1987—Con.**

[For meaning of abbreviations and symbols, see introductory text]

| Item  | Total farming and other occupations | Farming   |                         |          |          |          |           |             |
|---|-------------------------------------|-----------|-------------------------|----------|----------|----------|-----------|-------------|
|   |                                     | Total     | Age of operator (years) |          |          |          |           |             |
|   |                                     |           | Under 25                | 25 to 34 | 35 to 44 | 45 to 54 | 55 to 64  | 65 and over |
| <b>TENURE AND RACE OF OPERATOR</b>                            |                                     |           |                         |          |          |          |           |             |
| All operators .....   | 34 074                              | 15 111    | 178                     | 1 327    | 2 201    | 2 532    | 3 653     | 5 220       |
| Full owners .....   | 22 012                              | 8 540     | 44                      | 347      | 820      | 1 175    | 2 129     | 4 025       |
| Part owners .....   | 8 949                               | 4 700     | 34                      | 467      | 933      | 1 046    | 1 223     | 997         |
| Tenants .....   | 3 113                               | 1 871     | 100                     | 513      | 448      | 311      | 301       | 198         |
| White .....   | 31 041                              | 13 889    | 168                     | 1 284    | 2 084    | 2 392    | 3 399     | 4 562       |
| Full owners .....   | 19 820                              | 7 670     | 41                      | 329      | 767      | 1 098    | 1 979     | 3 456       |
| Part owners .....   | 8 363                               | 4 438     | 31                      | 453      | 893      | 999      | 1 145     | 917         |
| Tenants .....   | 2 858                               | 1 781     | 96                      | 502      | 424      | 295      | 275       | 189         |
| Black and other races .....                                   | 3 033                               | 1 222     | 10                      | 43       | 117      | 140      | 254       | 658         |
| Full owners .....   | 2 192                               | 870       | 3                       | 18       | 53       | 77       | 150       | 569         |
| Part owners .....   | 586                                 | 282       | 3                       | 14       | 40       | 47       | 78        | 80          |
| Tenants .....   | 255                                 | 90        | 4                       | 11       | 24       | 16       | 26        | 9           |
| <b>OWNED AND RENTED LAND</b>                                  |                                     |           |                         |          |          |          |           |             |
| Land owned .....  | 31 053 farms..                      | 13 301    | 79                      | 824      | 1 769    | 2 231    | 3 365     | 5 033       |
| acres..   | 6 669 006                           | 4 030 188 | 26 441                  | 192 897  | 580 424  | 807 339  | 1 063 142 | 1 359 945   |
| Owned land in farms .....                                     | 30 961 farms..                      | 13 240    | 78                      | 814      | 1 753    | 2 221    | 3 352     | 5 022       |
| acres..   | 6 188 030                           | 3 758 611 | 24 973                  | 175 342  | 547 631  | 761 903  | 985 237   | 1 263 525   |
| Land rented or leased from others .....                       | 12 151 farms..                      | 6 605     | 135                     | 981      | 1 387    | 1 368    | 1 530     | 1 204       |
| acres..   | 4 672 996                           | 3 877 808 | 67 882                  | 613 281  | 896 620  | 941 271  | 825 323   | 533 431     |
| Rented or leased land in farms .....                          | 12 062 farms..                      | 6 571     | 134                     | 980      | 1 381    | 1 357    | 1 524     | 1 195       |
| acres..   | 4 558 160                           | 3 780 904 | 64 220                  | 603 885  | 881 917  | 918 298  | 799 628   | 512 956     |
| Land rented or leased to others .....                         | 3 211 farms..                       | 1 563     | 14                      | 105      | 202      | 210      | 381       | 651         |
| acres..   | 595 812                             | 368 481   | 5 130                   | 26 951   | 47 496   | 68 409   | 103 600   | 116 895     |
| <b>OPERATOR CHARACTERISTICS</b>                               |                                     |           |                         |          |          |          |           |             |
| Operators by place of residence:                              |                                     |           |                         |          |          |          |           |             |
| On farm operated .....  | 22 945                              | 10 699    | 80                      | 748      | 1 450    | 1 808    | 2 712     | 3 901       |
| Not on farm operated .....                                    | 7 454                               | 2 815     | 76                      | 458      | 525      | 459      | 598       | 699         |
| Not reported .....  | 3 675                               | 1 597     | 22                      | 121      | 226      | 265      | 343       | 620         |
| Operators by principal occupation:                            |                                     |           |                         |          |          |          |           |             |
| Farming .....   | 15 111                              | 15 111    | 178                     | 1 327    | 2 201    | 2 532    | 3 653     | 5 220       |
| Other .....   | 18 963                              | -         | -                       | -        | -        | -        | -         | -           |
| Operators by days of work off farm:                           |                                     |           |                         |          |          |          |           |             |
| None .....  | 12 581                              | 9 568     | 81                      | 763      | 1 216    | 1 448    | 2 332     | 3 728       |
| Any .....   | 19 421                              | 3 471     | 86                      | 439      | 805      | 810      | 810       | 521         |
| 1 to 99 days .....  | 2 684                               | 1 635     | 43                      | 202      | 366      | 336      | 397       | 291         |
| 100 to 199 days .....   | 3 219                               | 906       | 25                      | 97       | 239      | 235      | 202       | 108         |
| 200 days or more .....  | 13 518                              | 930       | 18                      | 140      | 200      | 239      | 211       | 122         |
| Not reported .....  | 2 072                               | 2 072     | 11                      | 125      | 180      | 274      | 511       | 971         |
| Operators by years on present farm:                           |                                     |           |                         |          |          |          |           |             |
| 2 years or less .....   | 2 009                               | 896       | 77                      | 258      | 199      | 140      | 142       | 80          |
| 3 or 4 years .....  | 2 060                               | 737       | 36                      | 228      | 153      | 132      | 110       | 78          |
| 5 to 9 years .....  | 4 177                               | 1 462     | 23                      | 361      | 401      | 250      | 259       | 168         |
| 10 years or more .....  | 17 517                              | 8 387     | -                       | 219      | 957      | 1 437    | 2 333     | 3 441       |
| Average years on present farm .....                           | 19.0                                | 21.9      | 2.9                     | 6.0      | 11.0     | 16.6     | 23.6      | 33.6        |
| Not reported .....  | 8 311                               | 3 629     | 42                      | 261      | 491      | 573      | 809       | 1 453       |
| Operators by age group:                                       |                                     |           |                         |          |          |          |           |             |
| Under 25 years .....  | 363                                 | 178       | 178                     | -        | -        | -        | -         | -           |
| 25 to 34 years .....  | 2 979                               | 1 327     | -                       | 1 327    | -        | -        | -         | -           |
| 35 to 44 years .....  | 6 311                               | 2 201     | -                       | -        | 2 201    | -        | -         | -           |
| 45 to 49 years .....  | 3 606                               | 1 198     | -                       | -        | -        | 1 198    | -         | -           |
| 50 to 54 years .....  | 3 910                               | 1 334     | -                       | -        | -        | 1 334    | -         | -           |
| 55 to 59 years .....  | 4 100                               | 1 664     | -                       | -        | -        | -        | 1 664     | -           |
| 60 to 64 years .....  | 4 304                               | 1 989     | -                       | -        | -        | -        | 1 989     | -           |
| 65 to 69 years .....  | 3 570                               | 2 178     | -                       | -        | -        | -        | -         | 2 178       |
| 70 years and over .....                                       | 4 931                               | 3 042     | -                       | -        | -        | -        | -         | 3 042       |
| Average age .....   | 53.8                                | 56.2      | 22.2                    | 30.1     | 39.5     | 49.6     | 59.8      | 71.9        |
| Operators by sex:   |                                     |           |                         |          |          |          |           |             |
| Male .....  | 31 893                              | 14 110    | 177                     | 1 284    | 2 091    | 2 385    | 3 391     | 4 782       |
| Female .....  | 2 181                               | 1 001     | 1                       | 43       | 110      | 147      | 262       | 438         |
| Operators of Spanish origin (see text) .....                  | 48                                  | 21        | -                       | 2        | 3        | 7        | 4         | 5           |
| <b>FARMS BY TYPE OF ORGANIZATION</b>                          |                                     |           |                         |          |          |          |           |             |
| Individual or family (sole proprietorship) .....              | 30 326 farms..                      | 12 705    | 154                     | 1 068    | 1 729    | 2 059    | 3 047     | 4 648       |
| acres..   | 7 090 376                           | 4 392 327 | 60 982                  | 475 554  | 738 192  | 922 558  | 1 028 714 | 1 166 327   |
| Partnership .....   | 2 770 farms..                       | 1 740     | 21                      | 189      | 332      | 332      | 441       | 425         |
| acres..   | 2 672 712                           | 2 354 223 | 21 950                  | 224 525  | 512 091  | 569 864  | 557 645   | 468 148     |
| Corporation:  |                                     |           |                         |          |          |          |           |             |
| Family held .....   | 709 farms..                         | 518       | 3                       | 68       | 107      | 110      | 129       | 111         |
| acres..   | 753 088                             | 650 673   | 6 261                   | 72 128   | 126 625  | 159 205  | 160 176   | 126 278     |
| More than 10 stockholders .....                               | 15 farms..                          | 10        | -                       | -        | 1        | 2        | 3         | 4           |
| 10 or less stockholders .....                                 | 694                                 | 508       | 3                       | 58       | 106      | 108      | 126       | 107         |
| Other than family held .....                                  | 114 farms..                         | 81        | -                       | 6        | 24       | 21       | 22        | 8           |
| acres..   | 137 712                             | 103 666   | -                       | 1 877    | 45 685   | 21 534   | 24 590    | 9 980       |
| More than 10 stockholders .....                               | 13 farms..                          | 7         | -                       | -        | 2        | 3        | 1         | 1           |
| 10 or less stockholders .....                                 | 101                                 | 74        | -                       | 6        | 22       | 18       | 21        | 7           |
| Other—cooperative, estate or trust, institutional, etc. ..... | 155 farms..                         | 67        | -                       | 6        | 9        | 10       | 14        | 28          |
| acres..   | 92 302                              | 38 626    | -                       | 5 143    | 6 955    | 7 040    | 13 740    | 5 748       |

See footnotes at end of table.

Table 50. Summary by Age and Principal Occupation of Operator: 1987—Con.

[For meaning of abbreviations and symbols, see introductory text]

| Item  | Other occupations |                         |          |          |          |          |             |
|---|-------------------|-------------------------|----------|----------|----------|----------|-------------|
|   | Total             | Age of operator (years) |          |          |          |          |             |
|   |                   | Under 25                | 25 to 34 | 35 to 44 | 45 to 54 | 55 to 64 | 65 and over |
| <b>TENURE AND RACE OF OPERATOR</b>                            |                   |                         |          |          |          |          |             |
| All operators .....   | 18 963            | 185                     | 1 652    | 4 110    | 4 984    | 4 751    | 3 281       |
| Full owners .....   | 13 472            | 62                      | 769      | 2 507    | 3 512    | 3 753    | 2 869       |
| Part owners .....   | 4 249             | 29                      | 554      | 1 221    | 1 249    | 847      | 349         |
| Tenants .....   | 1 242             | 94                      | 329      | 382      | 223      | 151      | 63          |
| White .....   | 17 152            | 169                     | 1 523    | 3 765    | 4 647    | 4 365    | 2 683       |
| Full owners .....   | 12 150            | 49                      | 700      | 2 322    | 3 296    | 3 456    | 2 327       |
| Part owners .....   | 3 925             | 29                      | 522      | 1 126    | 1 157    | 785      | 306         |
| Tenants .....   | 1 077             | 91                      | 301      | 317      | 194      | 124      | 50          |
| Black and other races .....                                   | 1 811             | 16                      | 129      | 345      | 337      | 386      | 598         |
| Full owners .....   | 1 322             | 13                      | 69       | 185      | 216      | 297      | 542         |
| Part owners .....   | 324               | -                       | 32       | 95       | 92       | 62       | 43          |
| Tenants .....   | 165               | 3                       | 28       | 65       | 29       | 27       | 13          |
| <b>OWNED AND RENTED LAND</b>                                  |                   |                         |          |          |          |          |             |
| Land owned .....  | 17 752            | 92                      | 1 329    | 3 730    | 4 773    | 4 605    | 3 223       |
| farms .....   | 2 638 818         | 11 278                  | 108 616  | 416 567  | 706 000  | 781 258  | 615 099     |
| acres .....   | 17 721            | 91                      | 1 323    | 3 728    | 4 761    | 4 600    | 3 218       |
| Owned land in farms .....                                     | 2 429 419         | 9 218                   | 101 682  | 390 060  | 663 694  | 730 749  | 534 016     |
| acres .....   | 5 546             | 124                     | 887      | 1 608    | 1 487    | 1 015    | 425         |
| Land rented or leased from others .....                       | 795 188           | 11 736                  | 120 639  | 233 229  | 207 245  | 174 027  | 48 312      |
| farms .....   | 5 491             | 123                     | 893      | 1 603    | 1 472    | 998      | 412         |
| acres .....   | 777 256           | 11 726                  | 119 484  | 227 917  | 203 743  | 168 117  | 46 269      |
| Land rented or leased to others .....                         | 1 648             | 5                       | 88       | 262      | 421      | 429      | 443         |
| farms .....   | 227 331           | 2 070                   | 8 089    | 31 819   | 45 808   | 56 419   | 83 126      |
| acres .....   |                   |                         |          |          |          |          |             |
| <b>OPERATOR CHARACTERISTICS</b>                               |                   |                         |          |          |          |          |             |
| Operators by place of residence:                              |                   |                         |          |          |          |          |             |
| On farm operated .....  | 12 246            | 91                      | 1 035    | 2 716    | 3 212    | 3 122    | 2 070       |
| Not on farm operated .....                                    | 4 639             | 78                      | 489      | 989      | 1 254    | 1 099    | 730         |
| Not reported .....  | 2 078             | 16                      | 128      | 405      | 518      | 530      | 481         |
| Operators by principal occupation:                            |                   |                         |          |          |          |          |             |
| Farming .....   | -                 | -                       | -        | -        | -        | -        | -           |
| Other .....   | 18 963            | 185                     | 1 652    | 4 110    | 4 984    | 4 751    | 3 281       |
| Operators by days of work off farm:                           |                   |                         |          |          |          |          |             |
| None .....  | 3 013             | 16                      | 65       | 155      | 269      | 648      | 1 860       |
| Any .....   | 15 950            | 169                     | 1 587    | 3 955    | 4 715    | 4 103    | 1 421       |
| 1 to 99 days .....  | 1 049             | 12                      | 63       | 171      | 238      | 284      | 281         |
| 100 to 199 days .....   | 2 313             | 37                      | 231      | 548      | 620      | 574      | 303         |
| 200 days or more .....  | 12 588            | 120                     | 1 293    | 3 236    | 3 857    | 3 245    | 837         |
| Not reported .....  | -                 | -                       | -        | -        | -        | -        | -           |
| Operators by years on present farm:                           |                   |                         |          |          |          |          |             |
| 2 years or less .....   | 1 113             | 62                      | 248      | 354      | 259      | 136      | 54          |
| 3 or 4 years .....  | 1 323             | 40                      | 338      | 417      | 325      | 163      | 40          |
| 5 to 9 years .....  | 2 715             | 19                      | 529      | 943      | 704      | 416      | 104         |
| 10 years or more .....  | 9 130             | -                       | 248      | 1 585    | 2 548    | 2 839    | 1 910       |
| Average years on present farm .....                           | 16.7              | 2.9                     | 6.1      | 10.0     | 14.6     | 21.3     | 31.2        |
| Not reported .....  | 4 682             | 64                      | 289      | 811      | 1 148    | 1 197    | 1 173       |
| Operators by age group:                                       |                   |                         |          |          |          |          |             |
| Under 25 years .....  | 185               | 185                     | -        | -        | -        | -        | -           |
| 25 to 34 years .....  | 1 652             | -                       | 1 652    | -        | -        | -        | -           |
| 35 to 44 years .....  | 4 110             | -                       | -        | 4 110    | -        | -        | -           |
| 45 to 49 years .....  | 2 408             | -                       | -        | -        | 2 408    | -        | -           |
| 50 to 54 years .....  | 2 576             | -                       | -        | -        | 2 576    | -        | -           |
| 55 to 59 years .....  | 2 436             | -                       | -        | -        | -        | 2 436    | -           |
| 60 to 64 years .....  | 2 315             | -                       | -        | -        | -        | 2 315    | -           |
| 65 to 69 years .....  | 1 392             | -                       | -        | -        | -        | -        | 1 392       |
| 70 years and over .....                                       | 1 889             | -                       | -        | -        | -        | -        | 1 889       |
| Average age .....   | 51.8              | 21.9                    | 30.7     | 39.8     | 49.6     | 59.3     | 71.9        |
| Operators by sex:   |                   |                         |          |          |          |          |             |
| Male .....  | 17 783            | 173                     | 1 593    | 3 966    | 4 755    | 4 421    | 2 875       |
| Female .....  | 1 180             | 12                      | 59       | 144      | 229      | 330      | 406         |
| Operators of Spanish origin (see text) .....                  | 27                | -                       | 3        | 5        | 9        | 5        | 5           |
| <b>FARMS BY TYPE OF ORGANIZATION</b>                          |                   |                         |          |          |          |          |             |
| Individual or family (sole proprietorship) .....              | 17 621            | 155                     | 1 486    | 3 777    | 4 683    | 4 477    | 3 043       |
| farms .....   | 2 698 049         | 18 349                  | 188 076  | 490 620  | 733 640  | 772 407  | 494 957     |
| acres .....   | 1 030             | 29                      | 133      | 257      | 224      | 210      | 177         |
| Partnership .....   | 318 489           | (D)                     | (D)      | 82 112   | 66 109   | 85 292   | 54 401      |
| acres .....   | 191               | 1                       | 22       | 53       | 44       | 38       | 33          |
| Corporation:  |                   |                         |          |          |          |          |             |
| Family held .....   | 102 415           | (D)                     | (D)      | 34 706   | 22 788   | (D)      | (D)         |
| More than 10 stockholders .....                               | 5                 | -                       | 1        | 3        | 1        | -        | -           |
| 10 or less stockholders .....                                 | 186               | 1                       | 21       | 50       | 43       | 38       | 33          |
| Other than family held .....                                  | 33                | -                       | 4        | 7        | 10       | 11       | 1           |
| farms .....   | 34 046            | -                       | 801      | 6 718    | 10 734   | (D)      | (D)         |
| acres .....   | 6                 | -                       | -        | 1        | 2        | 3        | -           |
| More than 10 stockholders .....                               | 27                | -                       | 4        | 6        | 8        | 8        | 1           |
| 10 or less stockholders .....                                 | 88                | -                       | 7        | 16       | 23       | 15       | 27          |
| Other—cooperative, estate or trust, institutional, etc. ..... | 53 676            | -                       | 1 546    | 3 821    | 34 166   | 8 378    | 5 765       |
| farms .....   |                   |                         |          |          |          |          |             |
| acres .....   |                   |                         |          |          |          |          |             |

See footnotes at end of table.

**Table 50. Summary by Age and Principal Occupation of Operator: 1987—Con.**

[For meaning of abbreviations and symbols, see introductory text]

| Item  | Total farming and other occupations | Farming |                         |          |          |          |          |             |
|---|-------------------------------------|---------|-------------------------|----------|----------|----------|----------|-------------|
|   |                                     | Total   | Age of operator (years) |          |          |          |          |             |
|   |                                     |         | Under 25                | 25 to 34 | 35 to 44 | 45 to 54 | 55 to 64 | 65 and over |
| <b>FARMS BY SIZE</b>  |                                     |         |                         |          |          |          |          |             |
| 1 to 9 acres .....  | 1 387                               | 412     | 5                       | 39       | 71       | 55       | 95       | 147         |
| 10 to 49 acres .....  | 6 240                               | 1 783   | 14                      | 147      | 250      | 274      | 392      | 706         |
| 50 to 69 acres .....  | 2 748                               | 870     | 6                       | 55       | 104      | 119      | 200      | 386         |
| 70 to 99 acres .....  | 3 942                               | 1 329   | 13                      | 71       | 127      | 179      | 332      | 607         |
| 100 to 139 acres .....  | 3 943                               | 1 521   | 16                      | 94       | 157      | 215      | 384      | 655         |
| 140 to 179 acres .....  | 2 873                               | 1 172   | 12                      | 65       | 111      | 159      | 285      | 540         |
| 180 to 219 acres .....  | 2 061                               | 891     | 3                       | 57       | 112      | 126      | 220      | 373         |
| 220 to 259 acres .....  | 1 437                               | 666     | 8                       | 49       | 75       | 113      | 160      | 261         |
| 260 to 499 acres .....  | 4 291                               | 2 412   | 42                      | 213      | 328      | 424      | 631      | 774         |
| 500 to 999 acres .....  | 2 884                               | 2 081   | 39                      | 305      | 413      | 413      | 501      | 410         |
| 1,000 to 1,999 acres .....  | 1 445                               | 1 246   | 15                      | 164      | 312      | 260      | 273      | 222         |
| 2,000 acres or more .....   | 823                                 | 728     | 5                       | 68       | 141      | 195      | 180      | 139         |
| <b>FARMS BY STANDARD INDUSTRIAL CLASSIFICATION</b>  |                                     |         |                         |          |          |          |          |             |
| Cash grains (011) .....   | 4 274                               | 2 484   | 64                      | 363      | 476      | 478      | 540      | 563         |
| Field crops, except cash grains (013) .....   | 4 518                               | 2 922   | 62                      | 429      | 565      | 576      | 654      | 636         |
| Cotton (0131) .....   | 3 176                               | 2 515   | 61                      | 404      | 522      | 513      | 544      | 471         |
| Tobacco (0132) .....  | -                                   | -       | -                       | -        | -        | -        | -        | -           |
| Sugarcane and sugar beets; Irish potatoes; field crops, except cash grains, n.e.c. (0133, 0134, 0139) ..... | 1 342                               | 407     | 1                       | 25       | 43       | 63       | 110      | 165         |
| Vegetables and melons (016) .....   | 435                                 | 177     | 3                       | 8        | 21       | 31       | 48       | 66          |
| Fruits and tree nuts (017) .....  | 460                                 | 136     | 1                       | 4        | 10       | 24       | 41       | 56          |
| Horticultural specialties (018) .....   | 237                                 | 104     | -                       | 10       | 23       | 26       | 24       | 21          |
| General farms, primarily crop (019) .....   | 783                                 | 282     | 2                       | 19       | 43       | 43       | 66       | 109         |
| Livestock, except dairy, poultry, and animal specialties (021) .....  | 19 441                              | 6 748   | 28                      | 259      | 495      | 818      | 1 705    | 3 443       |
| Beef cattle, except feedlots (0212) .....   | 17 939                              | 6 155   | 26                      | 208      | 421      | 715      | 1 553    | 3 232       |
| Dairy farms (024) .....   | 818                                 | 690     | 4                       | 68       | 175      | 168      | 185      | 90          |
| Poultry and eggs (025) .....  | 1 470                               | 1 070   | 10                      | 104      | 295      | 282      | 272      | 107         |
| Animal specialties (027) .....  | 1 233                               | 382     | 3                       | 59       | 89       | 73       | 95       | 63          |
| General farms, primarily livestock and animal specialties (029) .....                                       | 405                                 | 116     | 1                       | 4        | 9        | 13       | 23       | 66          |
| <b>LIVESTOCK</b>  |                                     |         |                         |          |          |          |          |             |
| Cattle and calves inventory .....   | 22 482                              | 9 166   | 51                      | 494      | 1 006    | 1 381    | 2 315    | 3 919       |
| number .....  | 1 147 219                           | 701 121 | 3 293                   | 45 829   | 125 182  | 144 770  | 174 243  | 207 804     |
| Farms with—   |                                     |         |                         |          |          |          |          |             |
| 1 to 9 .....  | 3 616                               | 1 035   | 11                      | 43       | 99       | 108      | 227      | 547         |
| 10 to 49 .....  | 12 936                              | 4 545   | 20                      | 224      | 349      | 585      | 1 075    | 2 292       |
| 50 to 99 .....  | 3 507                               | 1 819   | 11                      | 95       | 234      | 320      | 506      | 653         |
| 100 to 199 .....  | 1 603                               | 1 097   | 4                       | 84       | 187      | 204      | 339      | 279         |
| 200 to 499 .....  | 648                                 | 527     | 4                       | 37       | 109      | 126      | 137      | 114         |
| 500 or more .....   | 172                                 | 143     | 1                       | 11       | 28       | 38       | 31       | 34          |
| Cows and heifers that had calved .....  | 20 011                              | 8 288   | 43                      | 442      | 926      | 1 264    | 2 112    | 3 501       |
| number .....  | 651 146                             | 387 537 | 1 983                   | 25 656   | 59 401   | 75 585   | 102 145  | 122 767     |
| Beef cows .....   | 19 008                              | 7 591   | 41                      | 376      | 750      | 1 106    | 1 955    | 3 363       |
| number .....  | 579 312                             | 323 147 | 1 809                   | 20 024   | 43 213   | 57 628   | 84 737   | 115 736     |
| Farms with—   |                                     |         |                         |          |          |          |          |             |
| 1 to 9 .....  | 5 096                               | 1 451   | 11                      | 71       | 123      | 180      | 331      | 735         |
| 10 to 49 .....  | 11 192                              | 4 399   | 17                      | 200      | 388      | 589      | 1 136    | 2 069       |
| 50 to 99 .....  | 1 817                               | 1 077   | 7                       | 57       | 132      | 199      | 310      | 372         |
| 100 to 199 .....  | 601                                 | 425     | 4                       | 30       | 67       | 90       | 120      | 114         |
| 200 to 499 .....  | 271                                 | 212     | 2                       | 16       | 35       | 44       | 50       | 65          |
| 500 or more .....   | 31                                  | 27      | -                       | 2        | 5        | 4        | 8        | 8           |
| Milk cows .....   | 1 643                               | 1 039   | 5                       | 83       | 218      | 221      | 238      | 274         |
| number .....  | 71 834                              | 64 390  | 174                     | 5 632    | 16 188   | 17 957   | 17 408   | 7 031       |
| Farms with—   |                                     |         |                         |          |          |          |          |             |
| 1 to 4 .....  | 675                                 | 271     | -                       | 12       | 24       | 39       | 43       | 153         |
| 5 to 9 .....  | 111                                 | 47      | -                       | -        | 8        | 10       | 3        | 26          |
| 10 to 49 .....  | 284                                 | 189     | 4                       | 19       | 42       | 35       | 45       | 44          |
| 50 to 99 .....  | 320                                 | 290     | 1                       | 35       | 79       | 72       | 76       | 27          |
| 100 to 199 .....  | 216                                 | 208     | -                       | 15       | 61       | 52       | 59       | 21          |
| 200 to 499 .....  | 33                                  | 30      | -                       | 2        | 4        | 10       | 12       | 2           |
| 500 or more .....   | 4                                   | 4       | -                       | -        | -        | 3        | -        | 1           |
| Heifers and heifer calves .....   | 17 339                              | 7 318   | 41                      | 397      | 800      | 1 091    | 1 881    | 3 108       |
| number .....  | 262 880                             | 168 497 | 644                     | 11 400   | 36 270   | 35 306   | 40 499   | 44 378      |
| Steers, steer calves, bulls, and bull calves .....  | 18 816                              | 7 746   | 47                      | 408      | 836      | 1 153    | 1 968    | 3 334       |
| number .....  | 233 193                             | 145 087 | 666                     | 8 773    | 29 511   | 33 879   | 31 599   | 40 659      |
| Cattle and calves sold .....  | 22 087                              | 9 083   | 48                      | 485      | 988      | 1 381    | 2 311    | 3 870       |
| number .....  | 638 685                             | 385 941 | 1 942                   | 26 711   | 66 776   | 81 498   | 93 565   | 115 449     |
| \$1,000 .....   | 212 736                             | 134 279 | 684                     | 9 601    | 25 477   | 28 854   | 31 617   | 38 045      |
| Calves .....  | 18 975                              | 7 755   | 43                      | 393      | 816      | 1 153    | 1 972    | 3 378       |
| number .....  | 346 803                             | 195 772 | 967                     | 12 577   | 25 426   | 39 231   | 50 411   | 67 160      |
| \$1,000 .....   | 90 737                              | 51 255  | 272                     | 3 354    | 6 776    | 10 195   | 13 292   | 17 366      |
| Cattle .....  | 13 533                              | 5 830   | 31                      | 349      | 644      | 924      | 1 464    | 2 418       |
| number .....  | 291 882                             | 190 169 | 975                     | 14 134   | 41 350   | 42 267   | 43 154   | 48 289      |
| \$1,000 .....   | 121 999                             | 83 024  | 413                     | 6 248    | 18 702   | 18 658   | 18 325   | 20 679      |
| Fattened on grain and concentrates .....  | 1 021                               | 451     | -                       | 22       | 43       | 81       | 131      | 174         |
| number .....  | 28 127                              | 19 961  | -                       | 1 434    | 1 674    | 4 466    | 6 508    | 5 879       |
| \$1,000 .....   | 13 567                              | 10 351  | -                       | 907      | 940      | 2 158    | 3 454    | 2 893       |

See footnotes at end of table.



**Table 50. Summary by Age and Principal Occupation of Operator: 1987—Con.**

[For meaning of abbreviations and symbols, see introductory text]

| Item  | Other occupations |                         |          |          |          |          |             |
|---|-------------------|-------------------------|----------|----------|----------|----------|-------------|
|   | Total             | Age of operator (years) |          |          |          |          |             |
|   |                   | Under 25                | 25 to 34 | 35 to 44 | 45 to 54 | 55 to 64 | 65 and over |
| <b>FARMS BY SIZE</b>  |                   |                         |          |          |          |          |             |
| 1 to 9 acres .....  | 975               | 13                      | 118      | 269      | 218      | 182      | 175         |
| 10 to 49 acres .....  | 4 457             | 57                      | 467      | 1 104    | 1 133    | 979      | 717         |
| 50 to 69 acres .....  | 1 878             | 20                      | 143      | 429      | 512      | 466      | 308         |
| 70 to 99 acres .....  | 2 613             | 27                      | 235      | 550      | 646      | 688      | 467         |
| 100 to 139 acres .....  | 2 422             | 25                      | 185      | 497      | 674      | 608      | 433         |
| 140 to 179 acres .....  | 1 701             | 15                      | 139      | 329      | 461      | 502      | 255         |
| 180 to 219 acres .....  | 1 170             | 14                      | 87       | 231      | 315      | 313      | 210         |
| 220 to 259 acres .....  | 771               | 1                       | 47       | 127      | 222      | 212      | 162         |
| 260 to 499 acres .....  | 1 879             | 7                       | 168      | 366      | 523      | 487      | 328         |
| 500 to 999 acres .....  | 803               | 5                       | 53       | 156      | 192      | 226      | 171         |
| 1,000 to 1,999 acres .....  | 199               | 1                       | 8        | 34       | 58       | 61       | 37          |
| 2,000 acres or more .....   | 95                | -                       | 2        | 18       | 30       | 27       | 18          |
| <b>FARMS BY STANDARD INDUSTRIAL CLASSIFICATION</b>  |                   |                         |          |          |          |          |             |
| Cash grains (011) .....   | 1 790             | 43                      | 218      | 450      | 449      | 387      | 243         |
| Field crops, except cash grains (013) .....   | 1 596             | 17                      | 181      | 384      | 387      | 360      | 267         |
| Cotton (0131) .....   | 661               | 12                      | 76       | 161      | 146      | 152      | 114         |
| Tobacco (0132) .....  | -                 | -                       | -        | -        | -        | -        | -           |
| Sugarcane and sugar beets; Irish potatoes; field crops, except cash grains, n.e.c. (0133, 0134, 0139) ..... | 935               | 5                       | 105      | 223      | 241      | 208      | 153         |
| Vegetables and melons (016) .....   | 258               | 2                       | 24       | 73       | 72       | 61       | 26          |
| Fruits and tree nuts (017) .....  | 324               | -                       | 21       | 71       | 93       | 92       | 47          |
| Horticultural specialties (018) .....   | 133               | 1                       | 12       | 32       | 37       | 39       | 12          |
| General farms, primarily crop (019) .....   | 501               | 2                       | 47       | 132      | 131      | 111      | 78          |
| Livestock, except dairy, poultry, and animal specialties (021) .....  | 12 693            | 107                     | 987      | 2 529    | 3 316    | 3 368    | 2 386       |
| Beef cattle, except feedlots (0212) .....   | 11 784            | 96                      | 888      | 2 330    | 3 084    | 3 169    | 2 217       |
| Dairy farms (024) .....   | 128               | -                       | 10       | 22       | 48       | 22       | 26          |
| Poultry and eggs (025) .....  | 400               | 3                       | 35       | 106      | 122      | 99       | 35          |
| Animal specialties (027) .....  | 851               | 6                       | 108      | 261      | 253      | 143      | 80          |
| General farms, primarily livestock and animal specialties (029) .....                                       | 289               | 4                       | 9        | 50       | 76       | 69       | 81          |
| <b>LIVESTOCK</b>  |                   |                         |          |          |          |          |             |
| Cattle and calves inventory .....   | 13 316            | 105                     | 1 053    | 2 713    | 3 477    | 3 507    | 2 461       |
| farms..   | 446 098           | 2 474                   | 29 879   | 84 779   | 123 795  | 127 826  | 77 345      |
| number..  |                   |                         |          |          |          |          |             |
| Farms with—   |                   |                         |          |          |          |          |             |
| 1 to 9 .....  | 2 581             | 24                      | 235      | 569      | 613      | 584      | 556         |
| 10 to 49 .....  | 8 391             | 69                      | 670      | 1 711    | 2 157    | 2 250    | 1 534       |
| 50 to 99 .....  | 1 688             | 10                      | 113      | 312      | 507      | 488      | 258         |
| 100 to 199 .....  | 506               | 2                       | 30       | 100      | 155      | 129      | 90          |
| 200 to 499 .....  | 121               | -                       | 4        | 17       | 35       | 46       | 19          |
| 500 or more .....   | 29                | -                       | 1        | 4        | 10       | 10       | 4           |
| Cows and heifers that had calved .....  | 11 723            | 93                      | 906      | 2 400    | 3 119    | 3 143    | 2 062       |
| farms..   | 263 609           | 1 440                   | 16 960   | 49 089   | 73 324   | 77 754   | 45 042      |
| number..  |                   |                         |          |          |          |          |             |
| Beef cows .....   | 11 417            | 92                      | 891      | 2 358    | 3 025    | 3 076    | 1 975       |
| farms..   | 256 165           | 1 436                   | 16 538   | 48 068   | 70 354   | 75 965   | 43 804      |
| number..  |                   |                         |          |          |          |          |             |
| Farms with—   |                   |                         |          |          |          |          |             |
| 1 to 9 .....  | 3 645             | 33                      | 316      | 826      | 949      | 838      | 683         |
| 10 to 49 .....  | 6 793             | 57                      | 522      | 1 363    | 1 792    | 1 939    | 1 120       |
| 50 to 99 .....  | 740               | 2                       | 45       | 133      | 210      | 222      | 128         |
| 100 to 199 .....  | 176               | -                       | 6        | 25       | 61       | 51       | 33          |
| 200 to 499 .....  | 59                | -                       | 2        | 11       | 12       | 25       | 9           |
| 500 or more .....   | 4                 | -                       | -        | -        | 1        | 1        | 2           |
| Milk cows .....   | 604               | 3                       | 39       | 101      | 175      | 132      | 154         |
| farms..   | 7 444             | 4                       | 422      | 1 021    | 2 970    | 1 789    | 1 238       |
| number..  |                   |                         |          |          |          |          |             |
| Farms with—   |                   |                         |          |          |          |          |             |
| 1 to 4 .....  | 404               | 3                       | 30       | 65       | 105      | 89       | 112         |
| 5 to 9 .....  | 64                | -                       | 1        | 9        | 18       | 16       | 20          |
| 10 to 49 .....  | 95                | -                       | 3        | 22       | 33       | 21       | 16          |
| 50 to 99 .....  | 30                | -                       | 5        | 4        | 13       | 4        | 4           |
| 100 to 199 .....  | 8                 | -                       | -        | 1        | 5        | -        | 2           |
| 200 to 499 .....  | 3                 | -                       | -        | -        | 1        | 2        | -           |
| 500 or more .....   | -                 | -                       | -        | -        | -        | -        | -           |
| Heifers and heifer calves .....   | 10 021            | 78                      | 781      | 1 986    | 2 658    | 2 681    | 1 837       |
| farms..   | 94 383            | 523                     | 6 247    | 17 542   | 26 879   | 26 229   | 16 963      |
| number..  |                   |                         |          |          |          |          |             |
| Steers, steer calves, bulls, and bull calves .....  | 11 070            | 82                      | 864      | 2 234    | 2 917    | 2 962    | 2 011       |
| farms..   | 88 106            | 511                     | 6 672    | 18 148   | 23 592   | 23 843   | 15 340      |
| number..  |                   |                         |          |          |          |          |             |
| Cattle and calves sold .....  | 13 004            | 107                     | 1 033    | 2 618    | 3 416    | 3 464    | 2 366       |
| farms..   | 252 744           | 1 670                   | 19 960   | 46 620   | 72 245   | 71 007   | 41 242      |
| number..  |                   |                         |          |          |          |          |             |
| \$1,000..   | 78 457            | 493                     | 6 070    | 14 494   | 22 810   | 22 086   | 12 505      |
| farms..   | 11 220            | 90                      | 886      | 2 252    | 2 940    | 2 997    | 2 055       |
| number..  | 151 031           | 1 053                   | 11 631   | 28 344   | 43 566   | 41 346   | 25 091      |
| \$1,000..   | 39 483            | 225                     | 3 092    | 7 407    | 11 561   | 10 743   | 6 454       |
| farms..   | 7 703             | 57                      | 639      | 1 561    | 2 087    | 1 996    | 1 363       |
| number..  | 101 713           | 617                     | 8 329    | 18 276   | 28 679   | 29 661   | 16 151      |
| \$1,000..   | 38 975            | 268                     | 2 978    | 7 087    | 11 249   | 11 343   | 6 050       |
| Fattened on grain and concentrates .....  | 570               | 6                       | 63       | 99       | 147      | 139      | 116         |
| farms..   | 8 166             | 83                      | 1 420    | 822      | 2 060    | 1 844    | 1 937       |
| number..  | 3 216             | 29                      | 448      | 350      | 794      | 734      | 862         |
| \$1,000..   |                   |                         |          |          |          |          |             |

See footnotes at end of table.

Table 50. Summary by Age and Principal Occupation of Operator: 1987—Con.

[For meaning of abbreviations and symbols, see introductory text.]

| Item   | Total farming and other occupations | Farming     |                         |            |            |            |            |             |
|--|-------------------------------------|-------------|-------------------------|------------|------------|------------|------------|-------------|
|  |                                     | Total       | Age of operator (years) |            |            |            |            |             |
|  |                                     |             | Under 25                | 25 to 34   | 35 to 44   | 45 to 54   | 55 to 64   | 65 and over |
| <b>LIVESTOCK—Con.</b>  |                                     |             |                         |            |            |            |            |             |
| Hogs and pigs inventory..... farms..                         | 2 237                               | 1 049       | 7                       | 100        | 167        | 166        | 242        | 387         |
| ..... number..   | 179 063                             | 142 472     | 657                     | 32 713     | 31 928     | 42 654     | 19 516     | 15 004      |
| Farms with—  |                                     |             |                         |            |            |            |            |             |
| 1 to 24.....   | 1 592                               | 666         | 4                       | 51         | 90         | 88         | 156        | 277         |
| 25 to 49.....  | 189                                 | 95          | 2                       | 10         | 12         | 13         | 21         | 37          |
| 50 to 99.....  | 171                                 | 85          | —                       | 2          | 17         | 21         | 22         | 23          |
| 100 to 199.....  | 108                                 | 61          | —                       | 6          | 10         | 8          | 19         | 18          |
| 200 to 499.....  | 102                                 | 78          | —                       | 17         | 18         | 20         | 16         | 7           |
| 500 or more.....   | 75                                  | 64          | 1                       | 14         | 20         | 16         | 8          | 5           |
| Used or to be used for breeding..... farms..                 | 1 306                               | 618         | 6                       | 74         | 93         | 97         | 144        | 204         |
| ..... number..   | 23 473                              | 17 144      | 124                     | 3 516      | 3 628      | 5 155      | 2 632      | 2 089       |
| Other..... farms..   | 2 034                               | 972         | 6                       | 91         | 155        | 161        | 226        | 333         |
| ..... number..   | 155 590                             | 125 328     | 533                     | 29 197     | 28 300     | 37 499     | 16 884     | 12 915      |
| Hogs and pigs sold..... farms..                              | 1 622                               | 803         | 5                       | 80         | 141        | 129        | 193        | 255         |
| ..... number..   | 284 630                             | 230 091     | 747                     | 46 742     | 48 912     | 67 487     | 37 798     | 28 405      |
| \$1,000.....   | 28 011                              | 23 060      | 90                      | 4 871      | 5 006      | 6 667      | 3 900      | 2 525       |
| Feeder pigs..... farms..                                     | 401                                 | 181         | —                       | 22         | 20         | 29         | 48         | 62          |
| ..... number..   | 46 906                              | 31 539      | —                       | 4 939      | 7 454      | 6 961      | 3 758      | 8 427       |
| \$1,000.....   | 1 808                               | 1 222       | —                       | 189        | 323        | 298        | 154        | 259         |
| Litters of pigs farrowed between—                            |                                     |             |                         |            |            |            |            |             |
| Dec. 1 of preceding year and Nov. 30..... farms..            | 1 358                               | 647         | 6                       | 77         | 99         | 105        | 149        | 211         |
| ..... number..   | 33 653                              | 25 935      | 161                     | 6 181      | 5 041      | 7 961      | 3 378      | 3 213       |
| Dec. 1 and May 31..... farms..                               | 1 231                               | 579         | 6                       | 67         | 88         | 98         | 135        | 185         |
| ..... number..   | 16 856                              | 13 001      | 81                      | 3 039      | 2 499      | 4 131      | 1 669      | 1 582       |
| June 1 and Nov. 30..... farms..                              | 1 079                               | 531         | 5                       | 67         | 88         | 81         | 124        | 166         |
| ..... number..   | 16 797                              | 12 934      | 80                      | 3 142      | 2 542      | 3 830      | 1 709      | 1 631       |
| Sheep and lambs of all ages inventory..... farms..           | 218                                 | 82          | —                       | 5          | 16         | 16         | 22         | 23          |
| ..... number..   | 5 395                               | 2 621       | —                       | 120        | 291        | 1 050      | 656        | 504         |
| Ewes 1 year old or older..... farms..                        | 166                                 | 61          | —                       | 4          | 10         | 13         | 15         | 19          |
| ..... number..   | 3 282                               | 1 759       | —                       | (D)        | (D)        | 723        | 433        | 317         |
| Sheep and lambs sold..... farms..                            | 153                                 | 52          | —                       | 3          | 9          | 8          | 15         | 17          |
| ..... number..   | 2 597                               | 1 156       | —                       | 28         | 113        | 354        | 377        | 284         |
| Sheep and lambs shorn..... farms..                           | 148                                 | 54          | —                       | 2          | 8          | 10         | 16         | 18          |
| ..... number..   | 4 128                               | 2 017       | —                       | (D)        | (D)        | 716        | 587        | 420         |
| pounds of wool.....  | 23 183                              | 11 753      | —                       | (D)        | (D)        | 4 469      | 2 937      | 2 570       |
| Horses and ponies inventory..... farms..                     | 6 256                               | 2 107       | 18                      | 190        | 346        | 353        | 492        | 708         |
| ..... number..   | 28 179                              | 9 247       | 45                      | 946        | 1 809      | 1 927      | 1 930      | 2 590       |
| Horses and ponies sold..... farms..                          | 991                                 | 280         | 1                       | 32         | 80         | 83         | 50         | 74          |
| ..... number..   | 3 208                               | 1 140       | (D)                     | (D)        | 242        | 259        | 259        | 256         |
| Goats inventory..... farms..                                 | 527                                 | 189         | —                       | 16         | 26         | 22         | 45         | 80          |
| ..... number..   | 5 323                               | 2 071       | —                       | 160        | 215        | 182        | 589        | 925         |
| Goats sold..... farms..                                      | 134                                 | 49          | —                       | 5          | 5          | 7          | 13         | 19          |
| ..... number..   | 1 447                               | 515         | —                       | 45         | 29         | 69         | 141        | 231         |
| <b>POULTRY</b>   |                                     |             |                         |            |            |            |            |             |
| Chickens 3 months old or older inventory..... farms..        | 2 550                               | 1 131       | 2                       | 42         | 120        | 155        | 299        | 513         |
| ..... number..   | 7 027 574                           | 5 973 461   | (D)                     | (D)        | 1 053 542  | 2 216 797  | 2 420 341  | 150 224     |
| Farms with—  |                                     |             |                         |            |            |            |            |             |
| 1 to 399.....  | 2 327                               | 965         | 2                       | 33         | 67         | 113        | 246        | 504         |
| 400 to 3,199.....  | 8                                   | 5           | —                       | —          | —          | —          | 3          | 2           |
| 3,200 to 9,999.....  | 60                                  | 43          | —                       | 3          | 14         | 9          | 16         | 1           |
| 10,000 to 19,999.....  | 96                                  | 71          | —                       | 4          | 24         | 19         | 19         | 5           |
| 20,000 to 49,999.....  | 40                                  | 33          | —                       | 2          | 11         | 9          | 11         | —           |
| 50,000 to 99,999.....  | 12                                  | 8           | —                       | —          | 3          | 2          | 2          | 1           |
| 100,000 or more.....   | 7                                   | 6           | —                       | —          | 1          | 3          | 2          | —           |
| Hens and pullets of laying age..... farms..                  | 2 493                               | 1 100       | 2                       | 40         | 114        | 149        | 290        | 505         |
| ..... number..   | 5 883 378                           | 5 065 653   | (D)                     | (D)        | 873 368    | 1 961 783  | 2 038 653  | 103 200     |
| Pullets 3 months old or older not of laying age..... farms.. | 503                                 | 228         | 1                       | 13         | 19         | 35         | 64         | 96          |
| ..... number..   | 1 144 196                           | 907 808     | (D)                     | (D)        | 180 174    | 255 014    | 381 688    | 47 024      |
| Hens and pullets sold..... farms..                           | 370                                 | 228         | —                       | 16         | 60         | 57         | 69         | 26          |
| ..... number..   | 7 025 428                           | 5 758 156   | —                       | 244 289    | 1 058 315  | 2 038 814  | 2 212 830  | 203 908     |
| Broilers and other meat-type chickens sold..... farms..      | 1 129                               | 871         | 8                       | 93         | 243        | 230        | 207        | 90          |
| ..... number..   | 276 652 292                         | 227 002 567 | 1 918 499               | 26 488 557 | 66 485 792 | 64 619 025 | 50 362 273 | 17 128 421  |
| Farms with—  |                                     |             |                         |            |            |            |            |             |
| 1 to 1,999.....  | 20                                  | 8           | —                       | 2          | 2          | 1          | 1          | 2           |
| 2,000 to 59,999.....   | 71                                  | 37          | —                       | 4          | 13         | 11         | 6          | 3           |
| 60,000 to 99,999.....  | 91                                  | 57          | —                       | 3          | 16         | 9          | 15         | 14          |
| 100,000 or more.....   | 947                                 | 769         | 8                       | 84         | 212        | 209        | 185        | 71          |
| Turkey hens kept for breeding..... farms..                   | 181                                 | 73          | —                       | 2          | 10         | 11         | 23         | 27          |
| ..... number..   | 992                                 | 545         | —                       | (D)        | (D)        | 48         | 115        | 323         |
| Turkeys sold..... farms..                                    | 19                                  | 3           | —                       | 1          | —          | 1          | —          | 1           |
| ..... number..   | 172                                 | 7           | —                       | (D)        | —          | (D)        | —          | (D)         |

See footnotes at end of table.

**Table 50. Summary by Age and Principal Occupation of Operator: 1987—Con.**

[For meaning of abbreviations and symbols, see introductory text]

| Item  | Other occupations |                         |          |            |            |           |             |
|---|-------------------|-------------------------|----------|------------|------------|-----------|-------------|
|   | Total             | Age of operator (years) |          |            |            |           |             |
|   |                   | Under 25                | 25 to 34 | 35 to 44   | 45 to 54   | 55 to 64  | 65 and over |
| <b>LIVESTOCK—Con.</b>                               |                   |                         |          |            |            |           |             |
| Hogs and pigs inventory..... farms..                | 1 188             | 20                      | 127      | 257        | 303        | 251       | 230         |
| ..... number..                                      | 36 591            | 581                     | 3 886    | 10 957     | 10 787     | 6 749     | 3 631       |
| Farms with—   |                   |                         |          |            |            |           |             |
| 1 to 24 .....                                       | 926               | 15                      | 101      | 169        | 237        | 202       | 202         |
| 25 to 49 .....                                      | 94                | -                       | 10       | 29         | 24         | 15        | 16          |
| 50 to 99 .....                                      | 86                | 3                       | 8        | 34         | 13         | 20        | 8           |
| 100 to 199 .....                                    | 47                | 2                       | 3        | 16         | 17         | 7         | 2           |
| 200 to 499 .....                                    | 24                | -                       | 4        | 6          | 7          | 6         | 1           |
| 500 or more .....                                   | 11                | -                       | 1        | 3          | 5          | 1         | 1           |
| Used or to be used for breeding ..... farms..       | 688               | 9                       | 83       | 155        | 178        | 146       | 117         |
| ..... number..                                      | 6 329             | 30                      | 780      | 1 456      | 2 032      | 1 345     | 686         |
| Other ..... farms..                                 | 1 062             | 19                      | 112      | 227        | 267        | 229       | 208         |
| ..... number..                                      | 30 262            | 551                     | 3 106    | 9 501      | 8 755      | 5 404     | 2 945       |
| Hogs and pigs sold .....                            | 819               | 12                      | 83       | 211        | 207        | 162       | 144         |
| ..... farms..                                       | 54 539            | 418                     | 5 189    | 16 834     | 16 513     | 10 823    | 4 762       |
| ..... number..                                      | 4 951             | 44                      | 399      | 1 679      | 1 484      | 875       | 469         |
| ..... \$1,000..                                     | 220               | 1                       | 30       | 57         | 65         | 37        | 30          |
| ..... farms..                                       | 15 367            | (D)                     | (D)      | 3 324      | 5 143      | 4 115     | 655         |
| ..... number..                                      | 586               | (D)                     | (D)      | 127        | 210        | 143       | 20          |
| Litters of pigs farrowed between—                   |                   |                         |          |            |            |           |             |
| Dec. 1 of preceding year and Nov. 30 ... farms..    | 711               | 9                       | 84       | 162        | 187        | 147       | 122         |
| ..... number..                                      | 7 718             | 37                      | 901      | 1 701      | 2 554      | 1 567     | 958         |
| Dec. 1 and May 31 .....                             | 652               | 9                       | 80       | 147        | 171        | 130       | 115         |
| ..... farms..                                       | 3 855             | 22                      | 443      | 856        | 1 225      | 787       | 522         |
| ..... number..                                      | 548               | 8                       | 68       | 132        | 146        | 110       | 84          |
| June 1 and Nov. 30 .....                            | 3 863             | 15                      | 458      | 845        | 1 329      | 780       | 436         |
| ..... farms..                                       |                   |                         |          |            |            |           |             |
| ..... number..                                      |                   |                         |          |            |            |           |             |
| Sheep and lambs of all ages inventory..... farms..  | 136               | 3                       | 18       | 52         | 29         | 21        | 13          |
| ..... number..                                      | 2 774             | 85                      | 346      | 710        | 807        | 334       | 492         |
| Ewes 1 year old or older .....                      | 105               | 3                       | 17       | 33         | 23         | 16        | 13          |
| ..... farms..                                       | 1 523             | (D)                     | (D)      | 384        | 371        | 199       | 312         |
| ..... number..                                      |                   |                         |          |            |            |           |             |
| Sheep and lambs sold .....                          | 101               | 3                       | 15       | 35         | 21         | 15        | 12          |
| ..... farms..                                       | 1 441             | 62                      | 191      | 323        | 419        | 227       | 219         |
| ..... number..                                      | 94                | 3                       | 15       | 36         | 15         | 14        | 11          |
| Sheep and lambs shorn .....                         | 2 111             | 107                     | 210      | 574        | 671        | 189       | 360         |
| ..... number..                                      | 11 430            | 637                     | 1 077    | 3 089      | 3 494      | 1 095     | 2 038       |
| ..... pounds of wool..                              |                   |                         |          |            |            |           |             |
| Horses and ponies inventory..... farms..            | 4 149             | 36                      | 453      | 1 144      | 1 140      | 872       | 504         |
| ..... number..                                      | 18 932            | 150                     | 1 926    | 5 183      | 5 455      | 4 273     | 1 945       |
| Horses and ponies sold .....                        | 711               | 9                       | 107      | 223        | 208        | 102       | 62          |
| ..... farms..                                       | 2 068             | 27                      | 245      | 693        | 502        | 414       | 187         |
| ..... number..                                      | 338               | -                       | 32       | 85         | 96         | 85        | 40          |
| Goats inventory .....                               | 3 252             | -                       | 247      | 595        | 825        | 1 088     | 497         |
| ..... farms..                                       | 85                | -                       | 9        | 19         | 29         | 17        | 11          |
| ..... number..                                      | 932               | -                       | 118      | 171        | 323        | 245       | 75          |
| ..... number..                                      |                   |                         |          |            |            |           |             |
| <b>POULTRY</b>                                      |                   |                         |          |            |            |           |             |
| Chickens 3 months old or older inventory .. farms.. | 1 419             | 8                       | 106      | 273        | 328        | 337       | 367         |
| ..... number..                                      | 1 054 113         | 82                      | 38 517   | 255 073    | 316 451    | 402 372   | 41 618      |
| Farms with—   |                   |                         |          |            |            |           |             |
| 1 to 399 .....                                      | 1 362             | 8                       | 102      | 259        | 308        | 319       | 366         |
| 400 to 3,199 .....                                  | 3                 | -                       | -        | -          | 2          | 1         | -           |
| 3,200 to 9,999 .....                                | 17                | -                       | 3        | 1          | 6          | 7         | -           |
| 10,000 to 19,999 .....                              | 25                | -                       | 1        | 9          | 9          | 6         | -           |
| 20,000 to 49,999 .....                              | 7                 | -                       | -        | 3          | 1          | 2         | 1           |
| 50,000 to 99,999 .....                              | 4                 | -                       | -        | 1          | 2          | 1         | -           |
| 100,000 or more .....                               | 1                 | -                       | -        | -          | -          | 1         | -           |
| Hens and pullets of laying age .....                | 1 393             | 8                       | 105      | 262        | 324        | 330       | 364         |
| ..... farms..                                       | 817 725           | (D)                     | (D)      | 115 342    | 313 256    | 319 050   | 40 862      |
| ..... number..                                      |                   |                         |          |            |            |           |             |
| Pullets 3 months old or older not of                |                   |                         |          |            |            |           |             |
| laying age .....                                    | 275               | 1                       | 28       | 64         | 55         | 53        | 74          |
| ..... farms..                                       | 236 388           | (D)                     | (D)      | 139 731    | 3 195      | 83 322    | 756         |
| ..... number..                                      | 142               | -                       | 8        | 45         | 39         | 35        | 15          |
| Hens and pullets sold .....                         | 1 267 272         | -                       | 36 820   | 372 128    | 405 070    | 396 822   | 56 432      |
| ..... farms..                                       |                   |                         |          |            |            |           |             |
| ..... number..                                      |                   |                         |          |            |            |           |             |
| Broilers and other meat-type chickens               |                   |                         |          |            |            |           |             |
| sold .....  | 258               | 1                       | 26       | 75         | 78         | 53        | 25          |
| ..... farms..                                       | 49 649 725        | (D)                     | (D)      | 15 413 224 | 13 258 341 | 9 444 458 | 4 301 785   |
| ..... number..                                      |                   |                         |          |            |            |           |             |
| Farms with—   |                   |                         |          |            |            |           |             |
| 1 to 1,999 .....                                    | 12                | -                       | -        | 3          | 3          | 2         | 4           |
| 2,000 to 59,999 .....                               | 34                | -                       | -        | 4          | 17         | 6         | 7           |
| 60,000 to 99,999 .....                              | 34                | -                       | 2        | 7          | 10         | 11        | 4           |
| 100,000 or more .....                               | 178               | 1                       | 24       | 61         | 48         | 34        | 10          |
| Turkey hens kept for breeding .....                 | 108               | -                       | 11       | 24         | 29         | 28        | 16          |
| ..... farms..                                       | 447               | -                       | 42       | 123        | 124        | 90        | 68          |
| ..... number..                                      | 16                | -                       | 1        | 8          | 4          | 1         | 2           |
| Turkeys sold .....                                  | 165               | -                       | (D)      | 126        | 22         | (D)       | (D)         |
| ..... farms..                                       |                   |                         |          |            |            |           |             |
| ..... number..                                      |                   |                         |          |            |            |           |             |

See footnotes at end of table.

**Table 50. Summary by Age and Principal Occupation of Operator: 1987—Con.**

[For meaning of abbreviations and symbols, see introductory text.]

| Item  | Total farming and other occupations | Farming    |                         |           |           |           |           |             |
|---|-------------------------------------|------------|-------------------------|-----------|-----------|-----------|-----------|-------------|
|   |                                     | Total      | Age of operator (years) |           |           |           |           |             |
|   |                                     |            | Under 25                | 25 to 34  | 35 to 44  | 45 to 54  | 55 to 64  | 65 and over |
| <b>CROPS HARVESTED</b>                      |                                     |            |                         |           |           |           |           |             |
| Corn for grain or seed ----- farms..        | 4 020                               | 2 063      | 23                      | 172       | 294       | 331       | 484       | 759         |
| acres..                                     | 120 361                             | 92 528     | 1 586                   | 11 669    | 23 796    | 19 473    | 22 786    | 13 218      |
| bushels..                                   | 9 369 093                           | 7 632 447  | 136 323                 | 1 055 487 | 2 094 596 | 1 616 247 | 1 798 432 | 931 362     |
| Irrigated ----- farms..                     | 73                                  | 46         | -                       | 5         | 13        | 7         | 10        | 11          |
| acres..                                     | 4 626                               | 4 270      | -                       | 567       | 1 560     | 479       | 629       | 1 035       |
| Farms by acres harvested:                   |                                     |            |                         |           |           |           |           |             |
| 1 to 24 acres -----                         | 3 082                               | 1 374      | 10                      | 61        | 129       | 190       | 328       | 656         |
| 25 to 99 acres -----                        | 646                                 | 438        | 8                       | 75        | 91        | 86        | 100       | 78          |
| 100 to 249 acres -----                      | 208                                 | 174        | 3                       | 28        | 52        | 39        | 36        | 16          |
| 250 to 499 acres -----                      | 62                                  | 57         | 2                       | 7         | 16        | 10        | 13        | 9           |
| 500 acres or more -----                     | 22                                  | 20         | -                       | 1         | 6         | 6         | 7         | -           |
| Corn for silage or green chop ----- farms.. | 603                                 | 475        | 2                       | 45        | 104       | 91        | 134       | 99          |
| acres..                                     | 39 441                              | 34 205     | (D)                     | (D)       | 8 712     | 8 687     | 8 783     | 5 309       |
| tons, green..                               | 498 102                             | 435 000    | (D)                     | (D)       | 111 200   | 114 465   | 111 378   | 63 569      |
| Irrigated ----- farms..                     | 19                                  | 11         | 1                       | -         | 4         | 2         | 2         | 2           |
| acres..                                     | 1 347                               | 1 019      | (D)                     | -         | 531       | (D)       | (D)       | (D)         |
| Farms by acres harvested:                   |                                     |            |                         |           |           |           |           |             |
| 1 to 24 acres -----                         | 218                                 | 143        | -                       | 13        | 19        | 13        | 44        | 54          |
| 25 to 99 acres -----                        | 265                                 | 225        | 1                       | 26        | 57        | 52        | 62        | 27          |
| 100 to 249 acres -----                      | 97                                  | 87         | 1                       | 6         | 25        | 19        | 20        | 16          |
| 250 to 499 acres -----                      | 15                                  | 14         | -                       | -         | 2         | 4         | 8         | -           |
| 500 acres or more -----                     | 8                                   | 6          | -                       | -         | 1         | 3         | -         | 2           |
| Sorghum for grain or seed ----- farms..     | 1 414                               | 1 141      | 30                      | 189       | 276       | 245       | 224       | 177         |
| acres..                                     | 111 250                             | 98 998     | 2 818                   | 15 639    | 25 180    | 22 563    | 17 886    | 14 312      |
| bushels..                                   | 6 758 881                           | 6 054 012  | 193 186                 | 990 359   | 1 520 539 | 1 373 689 | 1 111 329 | 864 910     |
| Irrigated ----- farms..                     | 59                                  | 56         | 2                       | 6         | 12        | 9         | 13        | 14          |
| acres..                                     | 4 350                               | 4 119      | (D)                     | (D)       | 806       | 631       | 1 219     | 917         |
| Wheat for grain ----- farms..               | 1 991                               | 1 554      | 23                      | 216       | 322       | 351       | 366       | 276         |
| acres..                                     | 283 477                             | 251 903    | 2 956                   | 34 933    | 55 221    | 59 185    | 61 793    | 37 815      |
| bushels..                                   | 9 674 702                           | 8 690 417  | 100 231                 | 1 167 353 | 1 972 687 | 1 983 760 | 2 144 674 | 1 321 712   |
| Irrigated ----- farms..                     | 35                                  | 28         | -                       | 3         | 7         | 5         | 8         | 5           |
| acres..                                     | 6 773                               | 5 972      | -                       | 770       | 1 840     | 528       | 1 789     | 1 045       |
| Farms by acres harvested:                   |                                     |            |                         |           |           |           |           |             |
| 1 to 24 acres -----                         | 337                                 | 190        | 1                       | 21        | 40        | 35        | 39        | 54          |
| 25 to 99 acres -----                        | 758                                 | 560        | 13                      | 80        | 116       | 124       | 135       | 92          |
| 100 to 249 acres -----                      | 587                                 | 517        | 6                       | 74        | 110       | 116       | 120       | 91          |
| 250 to 499 acres -----                      | 215                                 | 199        | 2                       | 30        | 38        | 57        | 47        | 25          |
| 500 acres or more -----                     | 94                                  | 88         | 1                       | 11        | 18        | 19        | 25        | 14          |
| Rice ----- farms..                          | 803                                 | 742        | 18                      | 138       | 190       | 149       | 160       | 87          |
| acres..                                     | 195 505                             | 183 651    | 4 851                   | 28 745    | 42 540    | 38 528    | 41 932    | 27 055      |
| cwt..                                       | 10 466 632                          | 9 907 063  | 257 238                 | 1 456 929 | 2 407 853 | 2 083 803 | 2 277 806 | 1 423 434   |
| Irrigated ----- farms..                     | 803                                 | 742        | 18                      | 138       | 190       | 149       | 160       | 87          |
| acres..                                     | 195 505                             | 183 651    | 4 851                   | 28 745    | 42 540    | 38 528    | 41 932    | 27 055      |
| Farms by acres harvested:                   |                                     |            |                         |           |           |           |           |             |
| 1 to 24 acres -----                         | 13                                  | 10         | -                       | -         | 1         | -         | 7         | 2           |
| 25 to 99 acres -----                        | 164                                 | 151        | 3                       | 32        | 43        | 27        | 27        | 19          |
| 100 to 249 acres -----                      | 352                                 | 323        | 6                       | 73        | 91        | 65        | 59        | 29          |
| 250 to 499 acres -----                      | 195                                 | 182        | 6                       | 29        | 40        | 38        | 47        | 22          |
| 500 acres or more -----                     | 79                                  | 76         | 3                       | 4         | 15        | 19        | 20        | 15          |
| Cotton ----- farms..                        | 4 225                               | 3 291      | 79                      | 517       | 683       | 673       | 718       | 621         |
| acres..                                     | 1 028 249                           | 959 996    | 14 527                  | 134 859   | 204 362   | 244 976   | 217 085   | 144 187     |
| bales..                                     | 1 654 648                           | 1 556 838  | 20 443                  | 210 609   | 326 869   | 393 331   | 369 698   | 235 888     |
| Irrigated ----- farms..                     | 652                                 | 598        | 9                       | 94        | 134       | 131       | 145       | 85          |
| acres..                                     | 198 549                             | 187 873    | 1 723                   | 24 929    | 36 181    | 46 572    | 48 096    | 30 372      |
| Farms by acres harvested:                   |                                     |            |                         |           |           |           |           |             |
| 1 to 24 acres -----                         | 867                                 | 412        | 6                       | 37        | 61        | 56        | 90        | 162         |
| 25 to 99 acres -----                        | 1 027                               | 705        | 20                      | 102       | 116       | 113       | 184       | 170         |
| 100 to 249 acres -----                      | 1 037                               | 931        | 29                      | 191       | 231       | 204       | 166       | 110         |
| 250 to 499 acres -----                      | 713                                 | 686        | 20                      | 121       | 151       | 159       | 137       | 98          |
| 500 acres or more -----                     | 581                                 | 557        | 4                       | 66        | 124       | 141       | 141       | 81          |
| Soybeans for beans ----- farms..            | 6 475                               | 4 552      | 100                     | 663       | 923       | 951       | 1 024     | 891         |
| acres..                                     | 2 006 263                           | 1 776 528  | 30 767                  | 241 557   | 394 125   | 441 451   | 402 169   | 266 459     |
| bushels..                                   | 41 329 519                          | 36 911 106 | 623 579                 | 4 877 622 | 8 236 516 | 9 137 480 | 8 353 060 | 5 682 849   |
| Irrigated ----- farms..                     | 696                                 | 621        | 14                      | 102       | 156       | 111       | 142       | 96          |
| acres..                                     | 217 827                             | 200 820    | 5 704                   | 24 502    | 45 104    | 40 931    | 47 417    | 37 162      |
| Farms by acres harvested:                   |                                     |            |                         |           |           |           |           |             |
| 1 to 24 acres -----                         | 895                                 | 371        | 3                       | 35        | 55        | 40        | 86        | 152         |
| 25 to 99 acres -----                        | 1 864                               | 1 031      | 32                      | 129       | 158       | 179       | 248       | 285         |
| 100 to 249 acres -----                      | 1 436                               | 1 057      | 27                      | 171       | 210       | 223       | 236       | 190         |
| 250 to 499 acres -----                      | 1 032                               | 922        | 23                      | 158       | 206       | 218       | 201       | 116         |
| 500 acres or more -----                     | 1 248                               | 1 171      | 15                      | 170       | 294       | 291       | 253       | 148         |
| Irish potatoes ----- farms..                | 59                                  | 36         | -                       | -         | 1         | 10        | 9         | 16          |
| acres..                                     | 71                                  | 53         | -                       | -         | (D)       | (D)       | 10        | 17          |
| cwt..                                       | 8 980                               | 5 357      | -                       | -         | (D)       | (D)       | 1 725     | 1 399       |
| Irrigated ----- farms..                     | -                                   | -          | -                       | -         | -         | -         | -         | -           |
| acres..                                     | -                                   | -          | -                       | -         | -         | -         | -         | -           |
| Sweetpotatoes ----- farms..                 | 116                                 | 88         | 1                       | 10        | 18        | 16        | 18        | 25          |
| acres..                                     | 2 603                               | 2 383      | (D)                     | (D)       | 658       | 423       | 654       | 44          |
| bushels..                                   | 528 564                             | 496 130    | (D)                     | (D)       | 153 530   | 98 100    | 123 250   | 4 720       |
| Irrigated ----- farms..                     | 5                                   | 5          | -                       | -         | 1         | 2         | 2         | -           |
| acres..                                     | 80                                  | 80         | -                       | -         | (D)       | (D)       | (D)       | -           |

See footnotes at end of table.

Table 50. Summary by Age and Principal Occupation of Operator: 1987—Con.

[For meaning of abbreviations and symbols, see introductory text.]

| Item   | Other occupations |                         |          |           |           |           |             |
|--|-------------------|-------------------------|----------|-----------|-----------|-----------|-------------|
|  | Total             | Age of operator (years) |          |           |           |           |             |
|  |                   | Under 25                | 25 to 34 | 35 to 44  | 45 to 54  | 55 to 64  | 65 and over |
| <b>CROPS HARVESTED</b>                       |                   |                         |          |           |           |           |             |
| Corn for grain or seed ----- farms...        | 1 957             | 13                      | 171      | 434       | 478       | 459       | 402         |
| acres...                                     | 27 833            | 74                      | 3 623    | 7 107     | 6 663     | 6 663     | 3 703       |
| bushels...                                   | 1 736 646         | 3 336                   | 247 235  | 464 003   | 415 114   | 388 333   | 218 625     |
| Irrigated ----- farms...                     | 27                | -                       | 1        | 4         | 8         | 7         | 7           |
| acres...                                     | 356               | -                       | (D)      | (D)       | 273       | 56        | 19          |
| Farms by acres harvested:                    |                   |                         |          |           |           |           |             |
| 1 to 24 acres -----                          | 1 708             | 13                      | 140      | 369       | 419       | 395       | 372         |
| 25 to 99 acres -----                         | 208               | -                       | 24       | 53        | 50        | 54        | 27          |
| 100 to 249 acres -----                       | 34                | -                       | 5        | 10        | 8         | 9         | 2           |
| 250 to 499 acres -----                       | 5                 | -                       | 1        | 1         | 1         | 1         | 1           |
| 500 acres or more -----                      | 2                 | -                       | 1        | 1         | -         | -         | -           |
| Corn for silage or green chop ----- farms... | 128               | 2                       | 6        | 16        | 40        | 37        | 27          |
| acres...                                     | 5 236             | (D)                     | (D)      | 546       | 2 419     | 1 478     | 635         |
| tons, green...                               | 63 102            | (D)                     | (D)      | 4 411     | 32 725    | 17 706    | 7 239       |
| Irrigated ----- farms...                     | 6                 | -                       | 1        | -         | 5         | 1         | 1           |
| acres...                                     | 328               | -                       | (D)      | -         | 192       | (D)       | (D)         |
| Farms by acres harvested:                    |                   |                         |          |           |           |           |             |
| 1 to 24 acres -----                          | 75                | 2                       | 4        | 9         | 20        | 25        | 15          |
| 25 to 99 acres -----                         | 40                | -                       | 2        | 6         | 12        | 9         | 11          |
| 100 to 249 acres -----                       | 10                | -                       | -        | 1         | 6         | 2         | 1           |
| 250 to 499 acres -----                       | 1                 | -                       | -        | 1         | -         | -         | -           |
| 500 acres or more -----                      | 2                 | -                       | -        | -         | 1         | 1         | -           |
| Sorghum for grain or seed ----- farms...     | 273               | 5                       | 35       | 72        | 77        | 49        | 35          |
| acres...                                     | 12 852            | 151                     | 991      | 3 871     | 3 330     | 2 805     | 1 704       |
| bushels...                                   | 704 869           | 10 185                  | 52 608   | 217 857   | 167 615   | 159 786   | 96 818      |
| Irrigated ----- farms...                     | 3                 | -                       | -        | 1         | 1         | 1         | -           |
| acres...                                     | 231               | -                       | -        | (D)       | (D)       | (D)       | -           |
| Wheat for grain ----- farms...               | 437               | 13                      | 59       | 124       | 107       | 81        | 53          |
| acres...                                     | 31 574            | 659                     | 3 802    | 9 155     | 8 215     | 5 969     | 3 774       |
| bushels...                                   | 984 285           | 21 700                  | 114 770  | 294 113   | 241 414   | 186 032   | 126 256     |
| Irrigated ----- farms...                     | 7                 | -                       | -        | 4         | 1         | 2         | -           |
| acres...                                     | 801               | -                       | -        | 389       | (D)       | (D)       | -           |
| Farms by acres harvested:                    |                   |                         |          |           |           |           |             |
| 1 to 24 acres -----                          | 147               | 4                       | 18       | 41        | 37        | 27        | 20          |
| 25 to 99 acres -----                         | 198               | 8                       | 30       | 56        | 44        | 35        | 25          |
| 100 to 249 acres -----                       | 70                | 1                       | 10       | 18        | 20        | 16        | 5           |
| 250 to 499 acres -----                       | 16                | -                       | 1        | 8         | 3         | 2         | 2           |
| 500 acres or more -----                      | 6                 | -                       | -        | 1         | 3         | 1         | 1           |
| Rice ----- farms...                          | 61                | 1                       | 5        | 20        | 18        | 8         | 9           |
| acres...                                     | 11 854            | (D)                     | (D)      | 4 810     | 3 171     | 1 721     | 1 332       |
| cwt...                                       | 559 569           | (D)                     | (D)      | 230 829   | 137 631   | 94 149    | 63 930      |
| Irrigated ----- farms...                     | 61                | 1                       | 5        | 20        | 18        | 8         | 9           |
| acres...                                     | 11 854            | (D)                     | (D)      | 4 810     | 3 171     | 1 721     | 1 332       |
| Farms by acres harvested:                    |                   |                         |          |           |           |           |             |
| 1 to 24 acres -----                          | 3                 | 1                       | -        | -         | 1         | 1         | -           |
| 25 to 99 acres -----                         | 13                | -                       | -        | 4         | 4         | 1         | 4           |
| 100 to 249 acres -----                       | 29                | -                       | 5        | 9         | 10        | 2         | 3           |
| 250 to 499 acres -----                       | 13                | -                       | -        | 5         | 2         | 4         | 2           |
| 500 acres or more -----                      | 3                 | -                       | -        | 2         | 1         | -         | -           |
| Cotton ----- farms...                        | 934               | 14                      | 113      | 223       | 222       | 210       | 152         |
| acres...                                     | 68 253            | 529                     | 6 848    | 19 149    | 15 278    | 16 485    | 9 964       |
| bales...                                     | 97 810            | 678                     | 8 227    | 28 890    | 21 812    | 23 484    | 14 719      |
| Irrigated ----- farms...                     | 54                | -                       | 6        | 18        | 13        | 11        | 6           |
| acres...                                     | 10 676            | -                       | 405      | 6 319     | 1 667     | 2 130     | 155         |
| Farms by acres harvested:                    |                   |                         |          |           |           |           |             |
| 1 to 24 acres -----                          | 455               | 7                       | 52       | 95        | 108       | 102       | 91          |
| 25 to 99 acres -----                         | 322               | 6                       | 44       | 88        | 78        | 67        | 39          |
| 100 to 249 acres -----                       | 106               | 1                       | 14       | 26        | 22        | 30        | 13          |
| 250 to 499 acres -----                       | 27                | -                       | 1        | 6         | 9         | 7         | 4           |
| 500 acres or more -----                      | 24                | -                       | 2        | 8         | 5         | 4         | 5           |
| Soybeans for beans ----- farms...            | 1 923             | 39                      | 260      | 463       | 463       | 439       | 259         |
| acres...                                     | 229 735           | 5 532                   | 25 500   | 65 147    | 56 512    | 55 779    | 21 265      |
| bushels...                                   | 4 418 413         | 76 829                  | 433 272  | 1 205 629 | 1 137 591 | 1 134 626 | 430 466     |
| Irrigated ----- farms...                     | 75                | -                       | 4        | 28        | 17        | 19        | 7           |
| acres...                                     | 17 007            | -                       | 333      | 6 472     | 3 565     | 5 930     | 707         |
| Farms by acres harvested:                    |                   |                         |          |           |           |           |             |
| 1 to 24 acres -----                          | 524               | 4                       | 63       | 90        | 118       | 146       | 103         |
| 25 to 99 acres -----                         | 833               | 15                      | 109      | 210       | 194       | 193       | 112         |
| 100 to 249 acres -----                       | 379               | 17                      | 73       | 102       | 104       | 59        | 24          |
| 250 to 499 acres -----                       | 110               | -                       | 10       | 38        | 26        | 25        | 11          |
| 500 acres or more -----                      | 77                | 3                       | 5        | 23        | 21        | 16        | 9           |
| Irish potatoes ----- farms...                | 23                | -                       | 2        | 7         | 4         | 5         | 5           |
| acres...                                     | 18                | -                       | (D)      | (D)       | 4         | 3         | 2           |
| cwt...                                       | 3 623             | -                       | (D)      | (D)       | 602       | 419       | 326         |
| Irrigated ----- farms...                     | -                 | -                       | -        | -         | -         | -         | -           |
| acres...                                     | -                 | -                       | -        | -         | -         | -         | -           |
| Sweetpotatoes ----- farms...                 | 28                | -                       | 7        | 6         | 3         | 5         | 7           |
| acres...                                     | 220               | -                       | 62       | 95        | 42        | 4         | 17          |
| bushels...                                   | 32 434            | -                       | 16 888   | 10 390    | 3 101     | 750       | 1 305       |
| Irrigated ----- farms...                     | -                 | -                       | -        | -         | -         | -         | -           |
| acres...                                     | -                 | -                       | -        | -         | -         | -         | -           |

See footnotes at end of table.

Table 50. Summary by Age and Principal Occupation of Operator: 1987—Con.

[For meaning of abbreviations and symbols, see introductory text]

| Item   | Total farming and other occupations | Farming |                         |          |          |          |          |             |
|--|-------------------------------------|---------|-------------------------|----------|----------|----------|----------|-------------|
|  |                                     | Total   | Age of operator (years) |          |          |          |          |             |
|  |                                     |         | Under 25                | 25 to 34 | 35 to 44 | 45 to 54 | 55 to 64 | 65 and over |
| <b>CROPS HARVESTED—Con.</b>  |                                     |         |                         |          |          |          |          |             |
| Hay—alfalfa, other tame, small grain, wild, grass silage, green chop, etc. (see text) --- farms... | 15 501                              | 6 750   | 33                      | 363      | 799      | 1 053    | 1 790    | 2 712       |
| acres...   | 585 346                             | 328 013 | 1 580                   | 23 494   | 53 611   | 58 879   | 90 218   | 100 231     |
| tons, dry... farms...  | 1 092 059                           | 652 002 | 3 386                   | 46 044   | 112 210  | 122 956  | 178 839  | 188 567     |
| acres...   | 95                                  | 57      | -                       | 3        | 4        | 11       | 20       | 19          |
| Irrigated ..... farms...   | 2 018                               | 1 589   | -                       | 44       | 169      | 298      | 720      | 358         |
| acres...   |                                     |         |                         |          |          |          |          |             |
| Farms by acres harvested:  |                                     |         |                         |          |          |          |          |             |
| 1 to 24 acres .....  | 8 672                               | 3 193   | 7                       | 138      | 301      | 395      | 796      | 1 556       |
| 25 to 99 acres .....   | 5 553                               | 2 693   | 23                      | 161      | 331      | 476      | 730      | 972         |
| 100 to 249 acres .....   | 1 062                               | 711     | 3                       | 53       | 131      | 150      | 227      | 147         |
| 250 to 499 acres .....   | 173                                 | 122     | -                       | 7        | 28       | 27       | 34       | 26          |
| 500 acres or more .....  | 41                                  | 31      | -                       | 4        | 8        | 5        | 3        | 11          |
| Tame hay other than alfalfa, small grain, and wild hay (see text) ..... farms...                   | 10 175                              | 4 436   | 26                      | 253      | 572      | 724      | 1 181    | 1 680       |
| acres...   | 364 823                             | 201 658 | 1 141                   | 14 246   | 32 267   | 38 360   | 55 031   | 60 613      |
| tons, dry... farms...  | 733 265                             | 431 774 | 2 706                   | 30 189   | 70 940   | 84 322   | 119 071  | 124 546     |
| acres...   | 62                                  | 35      | -                       | 3        | 2        | 7        | 14       | 9           |
| Irrigated ..... farms...   | 1 140                               | 874     | -                       | (D)      | (D)      | 109      | 487      | 130         |
| acres...   |                                     |         |                         |          |          |          |          |             |
| Vegetables harvested for sale (see text) --- farms...  | 767                                 | 370     | 6                       | 18       | 45       | 65       | 99       | 137         |
| acres...   | 8 650                               | 5 741   | 27                      | 493      | 1 681    | 1 154    | 1 570    | 816         |
| Irrigated ..... farms...   | 85                                  | 48      | 2                       | 3        | 7        | 10       | 14       | 12          |
| acres...   | 1 379                               | 1 156   | (D)                     | (D)      | 341      | 267      | 219      | 65          |
| Farms by acres harvested:  |                                     |         |                         |          |          |          |          |             |
| 0.1 to 4.9 acres .....   | 439                                 | 201     | 5                       | 8        | 20       | 25       | 53       | 90          |
| 5.0 to 24.9 acres .....  | 250                                 | 111     | 1                       | 5        | 14       | 20       | 32       | 39          |
| 25.0 to 99.9 acres .....   | 58                                  | 43      | -                       | 3        | 5        | 17       | 10       | 8           |
| 100.0 to 249.9 acres .....   | 18                                  | 13      | -                       | 2        | 4        | 3        | 4        | -           |
| 250.0 acres or more .....  | 2                                   | 2       | -                       | -        | 2        | -        | -        | -           |
| Land in orchards ..... farms...  | 1 326                               | 574     | 2                       | 28       | 58       | 84       | 177      | 225         |
| acres...   | 17 982                              | 10 888  | (D)                     | (D)      | 2 779    | 2 451    | 2 067    | 2 927       |
| Irrigated ..... farms...   | 157                                 | 74      | -                       | 6        | 7        | 15       | 24       | 22          |
| acres...   | 1 690                               | 974     | -                       | 20       | 162      | 174      | 379      | 239         |
| Farms by bearing and nonbearing acres:   |                                     |         |                         |          |          |          |          |             |
| 0.1 to 4.9 acres .....   | 698                                 | 281     | -                       | 11       | 24       | 43       | 87       | 116         |
| 5.0 to 24.9 acres .....  | 498                                 | 217     | 1                       | 13       | 22       | 25       | 71       | 85          |
| 25.0 to 99.9 acres .....   | 108                                 | 57      | 1                       | 2        | 9        | 11       | 16       | 18          |
| 100.0 to 249.9 acres .....   | 12                                  | 11      | -                       | 2        | 1        | 2        | 3        | 3           |
| 250.0 acres or more .....  | 10                                  | 8       | -                       | -        | 2        | 3        | -        | 3           |

See footnotes at end of table.

**Table 50. Summary by Age and Principal Occupation of Operator: 1987—Con.**

[For meaning of abbreviations and symbols, see introductory text]

| Item   | Other occupations |                         |          |          |          |          |             |
|--|-------------------|-------------------------|----------|----------|----------|----------|-------------|
|  | Total             | Age of operator (years) |          |          |          |          |             |
|  |                   | Under 25                | 25 to 34 | 35 to 44 | 45 to 54 | 55 to 64 | 65 and over |
| <b>CROPS HARVESTED—Con.</b>  |                   |                         |          |          |          |          |             |
| Hay—alfalfa, other tame, small grain, wild,<br>grass silage, green chop, etc. (see text) -- farms... | 8 751             | 50                      | 748      | 1 971    | 2 384    | 2 253    | 1 345       |
| acres...   | 257 333           | 1 213                   | 22 740   | 54 429   | 74 930   | 65 912   | 38 109      |
| tons, dry...   | 440 057           | 2 022                   | 40 862   | 92 495   | 126 305  | 115 598  | 62 775      |
| Irrigated ----- farms...   | 38                | -                       | 2        | 10       | 6        | 15       | 5           |
| acres...   | 429               | -                       | (D)      | (D)      | 85       | 118      | 84          |
| Farms by acres harvested:  |                   |                         |          |          |          |          |             |
| 1 to 24 acres -----  | 5 479             | 29                      | 448      | 1 278    | 1 422    | 1 403    | 899         |
| 25 to 99 acres -----   | 2 860             | 21                      | 262      | 615      | 832      | 741      | 389         |
| 100 to 249 acres -----   | 351               | -                       | 30       | 67       | 113      | 95       | 46          |
| 250 to 499 acres -----   | 51                | -                       | 8        | 9        | 12       | 12       | 10          |
| 500 acres or more -----  | 10                | -                       | -        | 2        | 5        | 2        | 1           |
| Tame hay other than alfalfa, small grain,<br>and wild hay (see text) ----- farms...                  | 5 739             | 30                      | 502      | 1 335    | 1 599    | 1 451    | 822         |
| acres...   | 163 165           | 844                     | 14 560   | 34 304   | 48 954   | 41 637   | 22 866      |
| tons, dry...   | 301 491           | 1 535                   | 29 075   | 64 572   | 86 994   | 79 938   | 39 377      |
| Irrigated ----- farms...   | 27                | -                       | 1        | 6        | 4        | 13       | 3           |
| acres...   | 266               | -                       | (D)      | (D)      | 45       | 92       | 54          |
| Vegetables harvested for sale (see text) --- farms...  | 397               | 2                       | 41       | 106      | 113      | 92       | 43          |
| acres...   | 2 909             | (D)                     | (D)      | 1 201    | 586      | 461      | 298         |
| Irrigated ----- farms...   | 37                | -                       | 5        | 13       | 14       | 3        | 2           |
| acres...   | 223               | -                       | 8        | 34       | 33       | (D)      | (D)         |
| Farms by acres harvested:  |                   |                         |          |          |          |          |             |
| 0.1 to 4.9 acres -----   | 238               | 1                       | 25       | 46       | 75       | 66       | 25          |
| 5.0 to 24.9 acres -----  | 139               | 1                       | 11       | 49       | 37       | 24       | 17          |
| 25.0 to 99.9 acres -----   | 15                | -                       | 5        | 8        | 1        | 1        | -           |
| 100.0 to 249.9 acres -----   | 5                 | -                       | -        | 3        | -        | 1        | 1           |
| 250.0 acres or more -----  | -                 | -                       | -        | -        | -        | -        | -           |
| Land in orchards ----- farms...  | 752               | -                       | 56       | 157      | 218      | 218      | 103         |
| acres...   | 7 095             | -                       | 438      | 1 214    | 2 746    | 1 763    | 934         |
| Irrigated ----- farms...   | 83                | -                       | 9        | 19       | 20       | 25       | 10          |
| acres...   | 716               | -                       | 24       | 104      | 105      | 228      | 255         |
| Farms by bearing and nonbearing acres:   |                   |                         |          |          |          |          |             |
| 0.1 to 4.9 acres -----   | 417               | -                       | 36       | 82       | 116      | 126      | 57          |
| 5.0 to 24.9 acres -----  | 281               | -                       | 15       | 67       | 87       | 75       | 37          |
| 25.0 to 99.9 acres -----   | 51                | -                       | 5        | 8        | 13       | 17       | 8           |
| 100.0 to 249.9 acres -----   | 1                 | -                       | -        | -        | -        | -        | 1           |
| 250.0 acres or more -----  | 2                 | -                       | -        | -        | 2        | -        | -           |

<sup>1</sup>Data are based on a sample of farms.

<sup>2</sup>Farms with total production expenses equal to market value of agricultural products sold are included as farms with gains of less than \$1,000.

**Table 51. Summary by Size of Farm: 1987**

[For meaning of abbreviations and symbols, see introductory text]

| Item   | Total      | 1 to 9 acres | 10 to 49 acres | 50 to 69 acres | 70 to 99 acres | 100 to 139 acres |
|--|------------|--------------|----------------|----------------|----------------|------------------|
| <b>FARMS AND LAND IN FARMS</b>                     |            |              |                |                |                |                  |
| Farms..... number.....                             | 34 074     | 1 387        | 6 240          | 2 748          | 3 942          | 3 943            |
| ..... percent.....                                 | 100.0      | 4.1          | 18.3           | 8.1            | 11.6           | 11.6             |
| Land in farms..... acres.....                      | 10 746 190 | 4 858        | 187 057        | 160 715        | 325 338        | 459 244          |
| Average size of farm..... acres.....               | 315        | 4            | 30             | 58             | 83             | 116              |
| <b>MARKET VALUE OF AGRICULTURAL PRODUCTS SOLD</b>  |            |              |                |                |                |                  |
| Total sales (see text)..... farms.....             | 34 074     | 1 387        | 6 240          | 2 748          | 3 942          | 3 943            |
| ..... \$1,000.....                                 | 1 862 903  | 43 975       | 152 270        | 56 555         | 78 221         | 95 452           |
| Average per farm..... dollars.....                 | 54 672     | 31 705       | 24 402         | 20 580         | 19 843         | 24 208           |
| Farms by value of sales:                           |            |              |                |                |                |                  |
| Less than \$1,000 (see text).....                  | 5 310      | 452          | 1 969          | 600            | 661            | 541              |
| \$1,000 to \$2,499.....                            | 5 799      | 351          | 1 767          | 747            | 886            | 806              |
| \$2,500 to \$4,999.....                            | 5 985      | 187          | 1 225          | 645            | 1 077          | 918              |
| \$5,000 to \$9,999.....                            | 5 012      | 123          | 588            | 395            | 705            | 814              |
| \$10,000 to \$19,999.....                          | 3 307      | 81           | 188            | 136            | 280            | 426              |
| \$20,000 to \$24,999.....                          | 763        | 15           | 34             | 21             | 48             | 68               |
| \$25,000 to \$39,999.....                          | 1 303      | 25           | 43             | 23             | 50             | 100              |
| \$40,000 to \$49,999.....                          | 468        | 6            | 25             | 8              | 11             | 17               |
| \$50,000 to \$99,999.....                          | 1 710      | 35           | 57             | 28             | 42             | 56               |
| \$100,000 to \$249,999.....                        | 2 405      | 65           | 181            | 75             | 89             | 85               |
| \$250,000 to \$499,999.....                        | 1 318      | 32           | 123            | 52             | 70             | 91               |
| \$500,000 to \$999,999.....                        | 522        | 10           | 32             | 17             | 20             | 16               |
| \$1,000,000 or more.....                           | 172        | 5            | 8              | 1              | 3              | 5                |
| Grains..... farms.....                             |            |              |                |                |                |                  |
| ..... \$1,000.....                                 | 7 902      | 38           | 661            | 332            | 527            | 628              |
| Sales of \$50,000 or more..... farms.....          | 357 668    | 53           | 1 218          | 886            | 1 874          | 3 182            |
| ..... \$1,000.....                                 | 1 764      | -            | -              | -              | -              | 1                |
| ..... \$1,000.....                                 | 290 155    | -            | -              | -              | -              | (D)              |
| Corn for grain..... farms.....                     |            |              |                |                |                |                  |
| ..... \$1,000.....                                 | 1 849      | 11           | 229            | 104            | 165            | 176              |
| Wheat..... farms.....                              | 15 519     | 8            | 254            | 171            | 291            | 377              |
| ..... \$1,000.....                                 | 1 941      | 3            | 65             | 23             | 50             | 81               |
| Soybeans..... farms.....                           | 26 643     | 12           | 82             | 41             | 105            | 234              |
| ..... \$1,000.....                                 | 6 421      | 25           | 418            | 222            | 362            | 451              |
| ..... \$1,000.....                                 | 221 571    | 33           | 849            | 643            | 1 419          | 2 229            |
| Sorghum for grain..... farms.....                  |            |              |                |                |                |                  |
| ..... \$1,000.....                                 | 1 257      | -            | 14             | 19             | 25             | 48               |
| Barley..... farms.....                             | 11 432     | -            | 23             | 30             | 45             | 104              |
| ..... \$1,000.....                                 | 1          | -            | 1              | -              | -              | -                |
| Oats..... farms.....                               | (D)        | -            | (D)            | 2              | 3              | 7                |
| ..... \$1,000.....                                 | 71         | -            | 3              | -              | 4              | 21               |
| Other grains..... farms.....                       | 809        | -            | 2              | (D)            | 1              | 10               |
| ..... \$1,000.....                                 | 82 296     | -            | (D)            | (D)            | 12             | 217              |
| Cotton and cottonseed..... farms.....              |            |              |                |                |                |                  |
| ..... \$1,000.....                                 | 4 215      | 30           | 203            | 121            | 165            | 236              |
| Sales of \$50,000 or more..... farms.....          | 514 013    | 88           | 971            | 819            | 1 397          | 2 882            |
| ..... \$1,000.....                                 | 2 083      | -            | -              | -              | -              | 5                |
| ..... \$1,000.....                                 | 481 559    | -            | -              | -              | -              | 317              |
| Tobacco..... farms.....                            |            |              |                |                |                |                  |
| ..... \$1,000.....                                 | -          | -            | -              | -              | -              | -                |
| Sales of \$50,000 or more..... farms.....          | -          | -            | -              | -              | -              | -                |
| ..... \$1,000.....                                 | -          | -            | -              | -              | -              | -                |
| Hay, silage, and field seeds..... farms.....       |            |              |                |                |                |                  |
| ..... \$1,000.....                                 | 3 649      | 8            | 478            | 284            | 434            | 484              |
| Sales of \$50,000 or more..... farms.....          | 10 978     | 7            | 646            | 443            | 760            | 1 184            |
| ..... \$1,000.....                                 | 8          | -            | -              | -              | -              | -                |
| ..... \$1,000.....                                 | 647        | -            | -              | -              | -              | -                |
| Vegetables, sweet corn, and melons..... farms..... |            |              |                |                |                |                  |
| ..... \$1,000.....                                 | 766        | 47           | 229            | 67             | 90             | 81               |
| Sales of \$50,000 or more..... farms.....          | 5 693      | 93           | 848            | 288            | 518            | 611              |
| ..... \$1,000.....                                 | 22         | -            | -              | -              | 2              | 3                |
| ..... \$1,000.....                                 | 1 788      | -            | -              | -              | (D)            | 225              |
| Fruits, nuts, and berries..... farms.....          |            |              |                |                |                |                  |
| ..... \$1,000.....                                 | 541        | 39           | 141            | 32             | 60             | 52               |
| Sales of \$50,000 or more..... farms.....          | 2 757      | 34           | 293            | 88             | 184            | 135              |
| ..... \$1,000.....                                 | 14         | -            | -              | -              | 1              | -                |
| ..... \$1,000.....                                 | 1 518      | -            | -              | -              | (D)            | -                |
| Nursery and greenhouse crops..... farms.....       |            |              |                |                |                |                  |
| ..... \$1,000.....                                 | 269        | 88           | 95             | 14             | 19             | 17               |
| Sales of \$50,000 or more..... farms.....          | 17 146     | 2 488        | 6 399          | 3 072          | 243            | 1 107            |
| ..... \$1,000.....                                 | 63         | 14           | 24             | 5              | 1              | 5                |
| ..... \$1,000.....                                 | 14 887     | 1 622        | 5 725          | 2 940          | (D)            | 954              |
| Other crops..... farms.....                        |            |              |                |                |                |                  |
| ..... \$1,000.....                                 | 266        | 8            | 37             | 16             | 31             | 34               |
| Sales of \$50,000 or more..... farms.....          | 5 658      | 12           | 140            | 92             | 119            | 115              |
| ..... \$1,000.....                                 | 30         | -            | -              | 1              | -              | -                |
| ..... \$1,000.....                                 | 3 920      | -            | -              | (D)            | -              | -                |
| Poultry and poultry products..... farms.....       |            |              |                |                |                |                  |
| ..... \$1,000.....                                 | 1 785      | 160          | 492            | 187            | 255            | 237              |
| Sales of \$50,000 or more..... farms.....          | 463 748    | 33 901       | 124 928        | 40 651         | 56 263         | 64 099           |
| ..... \$1,000.....                                 | 1 276      | 111          | 341            | 145            | 179            | 178              |
| ..... \$1,000.....                                 | 460 306    | 33 514       | 123 765        | 40 330         | 55 596         | 63 781           |
| Dairy products..... farms.....                     |            |              |                |                |                |                  |
| ..... \$1,000.....                                 | 895        | 14           | 26             | 30             | 41             | 75               |
| Sales of \$50,000 or more..... farms.....          | 99 080     | 631          | 341            | 563            | 1 291          | 3 141            |
| ..... \$1,000.....                                 | 622        | 6            | 1              | 2              | 10             | 30               |
| ..... \$1,000.....                                 | 93 828     | 581          | (D)            | (D)            | 875            | 2 168            |
| Cattle and calves..... farms.....                  |            |              |                |                |                |                  |
| ..... \$1,000.....                                 | 22 087     | 590          | 3 590          | 1 931          | 2 931          | 2 909            |
| Sales of \$50,000 or more..... farms.....          | 212 736    | 2 124        | 10 841         | 7 219          | 12 630         | 13 396           |
| ..... \$1,000.....                                 | 530        | 2            | 13             | 6              | 12             | 1                |
| ..... \$1,000.....                                 | 82 707     | (D)          | 1 882          | 1 088          | 1 088          | (D)              |

See footnotes at end of table.



**Table 51. Summary by Size of Farm: 1987—Con.**

[For meaning of abbreviations and symbols, see introductory text]

| Item   | 140 to 179 acres | 180 to 219 acres | 220 to 259 acres | 260 to 499 acres | 500 to 999 acres | 1,000 to 1,999 acres | 2,000 acres or more |
|--|------------------|------------------|------------------|------------------|------------------|----------------------|---------------------|
| <b>FARMS AND LAND IN FARMS</b>                     |                  |                  |                  |                  |                  |                      |                     |
| Farms..... number.....                             | 2 873            | 2 081            | 1 437            | 4 291            | 2 884            | 1 445                | 823                 |
| ..... percent.....                                 | 8.4              | 6.0              | 4.2              | 12.6             | 8.5              | 4.2                  | 2.4                 |
| Land in farms..... acres.....                      | 451 933          | 407 486          | 341 779          | 1 523 089        | 1 996 220        | 1 958 810            | 2 929 861           |
| Average size of farm..... acres.....               | 157              | 198              | 238              | 355              | 692              | 1 356                | 3 560               |
| <b>MARKET VALUE OF AGRICULTURAL PRODUCTS SOLD</b>  |                  |                  |                  |                  |                  |                      |                     |
| Total sales (see text)..... farms.....             | 2 873            | 2 061            | 1 437            | 4 291            | 2 884            | 1 445                | 823                 |
| ..... \$1,000.....                                 | 60 357           | 61 004           | 40 667           | 210 647          | 266 756          | 300 888              | 496 110             |
| Average per farm..... dollars.....                 | 21 008           | 29 599           | 28 300           | 49 090           | 92 495           | 208 227              | 602 607             |
| Farms by value of sales:                           |                  |                  |                  |                  |                  |                      |                     |
| Less than \$1,000 (see text).....                  | 341              | 206              | 126              | 279              | 106              | 26                   | 3                   |
| \$1,000 to \$2,499.....                            | 421              | 285              | 155              | 293              | 77               | 11                   | -                   |
| \$2,500 to \$4,999.....                            | 661              | 393              | 242              | 476              | 133              | 25                   | 3                   |
| \$5,000 to \$9,999.....                            | 659              | 453              | 301              | 747              | 181              | 30                   | 6                   |
| \$10,000 to \$19,999.....                          | 418              | 345              | 282              | 742              | 334              | 61                   | 14                  |
| \$20,000 to \$24,999.....                          | 74               | 66               | 46               | 217              | 143              | 25                   | 6                   |
| \$25,000 to \$39,999.....                          | 99               | 93               | 97               | 406              | 286              | 63                   | 18                  |
| \$40,000 to \$49,999.....                          | 29               | 24               | 37               | 142              | 120              | 41                   | 8                   |
| \$50,000 to \$99,999.....                          | 56               | 74               | 71               | 502              | 560              | 195                  | 34                  |
| \$100,000 to \$249,999.....                        | 54               | 65               | 46               | 345              | 740              | 531                  | 129                 |
| \$250,000 to \$499,999.....                        | 41               | 37               | 21               | 89               | 158              | 359                  | 245                 |
| \$500,000 to \$999,999.....                        | 18               | 17               | 13               | 45               | 25               | 62                   | 247                 |
| \$1,000,000 or more.....                           | 2                | 3                | -                | 8                | 11               | 16                   | 110                 |
| Grains..... farms.....                             | 500              | 368              | 297              | 1 265            | 1 504            | 1 088                | 694                 |
| ..... \$1,000.....                                 | 3 167            | 3 205            | 2 785            | 23 461           | 65 483           | 95 402               | 156 952             |
| Sales of \$50,000 or more..... farms.....          | -                | 2                | 1                | 99               | 468              | 625                  | 568                 |
| ..... \$1,000.....                                 | -                | (D)              | (D)              | 7 405            | 44 375           | 84 336               | 153 705             |
| Corn for grain..... farms.....                     | 141              | 96               | 95               | 284              | 257              | 173                  | 118                 |
| ..... \$1,000.....                                 | 388              | 352              | 334              | 1 900            | 2 725            | 3 619                | 5 101               |
| Wheat..... farms.....                              | 65               | 60               | 57               | 270              | 470              | 441                  | 356                 |
| ..... \$1,000.....                                 | 236              | 282              | 213              | 1 813            | 4 662            | 6 995                | 11 969              |
| Soybeans..... farms.....                           | 371              | 276              | 231              | 1 042            | 1 363            | 999                  | 661                 |
| ..... \$1,000.....                                 | 2 311            | 2 121            | 1 922            | 14 734           | 38 677           | 58 192               | 98 442              |
| Sorghum for grain..... farms.....                  | 35               | 42               | 27               | 171              | 316              | 312                  | 248                 |
| ..... \$1,000.....                                 | 66               | 108              | 82               | 691              | 1 828            | 3 732                | 4 721               |
| Barley..... farms.....                             | -                | -                | -                | -                | -                | -                    | -                   |
| ..... \$1,000.....                                 | -                | -                | -                | -                | -                | -                    | -                   |
| Oats..... farms.....                               | 5                | 2                | 4                | 13               | 12               | 10                   | 10                  |
| ..... \$1,000.....                                 | 9                | (D)              | 8                | 42               | 29               | 58                   | 29                  |
| Other grains..... farms.....                       | 8                | 9                | 7                | 93               | 259              | 230                  | 187                 |
| ..... \$1,000.....                                 | 157              | (D)              | 227              | 4 281            | 17 563           | 22 805               | 36 691              |
| Cotton and cottonseed..... farms.....              | 202              | 175              | 141              | 732              | 965              | 731                  | 514                 |
| ..... \$1,000.....                                 | 2 993            | 3 618            | 4 376            | 35 723           | 89 902           | 129 612              | 241 633             |
| Sales of \$50,000 or more..... farms.....          | 10               | 23               | 29               | 282              | 650              | 602                  | 482                 |
| ..... \$1,000.....                                 | 639              | 1 445            | 2 473            | 26 934           | 82 672           | 126 212              | 240 867             |
| Tobacco..... farms.....                            | -                | -                | -                | -                | -                | -                    | -                   |
| ..... \$1,000.....                                 | -                | -                | -                | -                | -                | -                    | -                   |
| Sales of \$50,000 or more..... farms.....          | -                | -                | -                | -                | -                | -                    | -                   |
| ..... \$1,000.....                                 | -                | -                | -                | -                | -                | -                    | -                   |
| Hay, silage, and field seeds..... farms.....       | 373              | 285              | 202              | 579              | 333              | 133                  | 56                  |
| ..... \$1,000.....                                 | 791              | 721              | 559              | 2 453            | 1 705            | 1 206                | 504                 |
| Sales of \$50,000 or more..... farms.....          | -                | -                | -                | -                | 2                | 4                    | 2                   |
| ..... \$1,000.....                                 | -                | -                | -                | -                | (D)              | 388                  | (D)                 |
| Vegetables, sweet corn, and melons..... farms..... | 65               | 24               | 36               | 71               | 35               | 12                   | 9                   |
| ..... \$1,000.....                                 | 626              | 108              | 424              | 1 041            | 625              | 82                   | 427                 |
| Sales of \$50,000 or more..... farms.....          | 2                | -                | 7                | 4                | 4                | -                    | 4                   |
| ..... \$1,000.....                                 | (D)              | -                | -                | 582              | 329              | -                    | 352                 |
| Fruits, nuts, and berries..... farms.....          | 43               | 10               | 26               | 41               | 39               | 29                   | 29                  |
| ..... \$1,000.....                                 | 180              | 59               | 89               | 166              | 367              | 377                  | 807                 |
| Sales of \$50,000 or more..... farms.....          | 2                | -                | 1                | 2                | 3                | 1                    | 4                   |
| ..... \$1,000.....                                 | (D)              | -                | (D)              | (D)              | 219              | (D)                  | 714                 |
| Nursery and greenhouse crops..... farms.....       | 9                | -                | 2                | 13               | 7                | 2                    | 3                   |
| ..... \$1,000.....                                 | 1 176            | -                | (D)              | 1 186            | 840              | (D)                  | 525                 |
| Sales of \$50,000 or more..... farms.....          | 4                | -                | 4                | 3                | 3                | 1                    | 2                   |
| ..... \$1,000.....                                 | 1 092            | -                | -                | 1 087            | 810              | (D)                  | (D)                 |
| Other crops..... farms.....                        | 20               | 11               | 12               | 32               | 28               | 20                   | 17                  |
| ..... \$1,000.....                                 | 163              | 77               | 55               | 476              | 1 282            | 1 781                | 1 366               |
| Sales of \$50,000 or more..... farms.....          | -                | -                | 2                | 7                | 7                | 12                   | 8                   |
| ..... \$1,000.....                                 | -                | -                | (D)              | 907              | 907              | 1 607                | 1 202               |
| Poultry and poultry products..... farms.....       | 116              | 97               | 51               | 117              | 53               | 15                   | 5                   |
| ..... \$1,000.....                                 | 25 627           | 27 819           | 13 526           | 35 525           | 21 620           | 3 898                | 15 891              |
| Sales of \$50,000 or more..... farms.....          | 72               | 74               | 37               | 90               | 38               | 7                    | 4                   |
| ..... \$1,000.....                                 | 25 437           | 27 700           | 13 522           | 35 431           | 21 532           | (D)                  | (D)                 |
| Dairy products..... farms.....                     | 64               | 68               | 73               | 292              | 153              | 51                   | 8                   |
| ..... \$1,000.....                                 | 4 331            | 6 011            | 5 219            | 34 361           | 26 401           | 12 329               | 4 461               |
| Sales of \$50,000 or more..... farms.....          | 40               | 58               | 48               | 238              | 135              | 47                   | 7                   |
| ..... \$1,000.....                                 | 3 845            | 5 838            | 4 598            | 33 088           | 25 959           | 12 206               | (D)                 |
| Cattle and calves..... farms.....                  | 2 143            | 1 536            | 1 065            | 2 963            | 1 551            | 593                  | 285                 |
| ..... \$1,000.....                                 | 14 022           | 10 758           | 9 079            | 34 412           | 30 923           | 24 789               | 42 645              |
| Sales of \$50,000 or more..... farms.....          | 12               | 10               | 8                | 80               | 117              | 128                  | 141                 |
| ..... \$1,000.....                                 | 1 660            | 691              | 736              | 7 101            | 11 698           | 16 629               | 39 884              |

See footnotes at end of table.

Table 51. Summary by Size of Farm: 1987—Con.

[For meaning of abbreviations and symbols, see introductory text]

| Item   | Total     | 1 to 9 acres | 10 to 49 acres | 50 to 69 acres | 70 to 99 acres | 100 to 139 acres |
|--|-----------|--------------|----------------|----------------|----------------|------------------|
| <b>MARKET VALUE OF AGRICULTURAL PRODUCTS SOLD—Con.</b>             |           |              |                |                |                |                  |
| Total sales (see text)—Con.  |           |              |                |                |                |                  |
| Hogs and pigs ----- farms...                                       | 1 622     | 185          | 400            | 130            | 180            | 167              |
| \$1,000...   | 28 011    | 1 446        | 3 959          | 1 253          | 1 179          | 2 154            |
| Sales of \$50,000 or more ----- farms...                           | 128       | 7            | 18             | 7              | 5              | 8                |
| \$1,000...   | 20 604    | 648          | 2 508          | 774            | 495            | 1 383            |
| Sheep, lambs, and wool ----- farms...                              | 175       | 15           | 48             | 8              | 15             | 19               |
| \$1,000...   | 172       | 15           | 39             | 2              | 13             | 16               |
| Sales of \$50,000 or more ----- farms...                           | -         | -            | -              | -              | -              | -                |
| \$1,000...   | -         | -            | -              | -              | -              | -                |
| Other livestock and livestock products (see text) ----- farms...   | 1 779     | 137          | 428            | 120            | 169            | 172              |
| \$1,000...   | 145 243   | 3 084        | 1 648          | 1 180          | 1 749          | 3 431            |
| Sales of \$50,000 or more ----- farms...                           | 246       | 7            | 4              | 8              | 7              | 16               |
| \$1,000...   | 140 980   | 2 541        | 339            | 893            | 1 316          | 3 113            |
| <b>FARM PRODUCTION EXPENSES<sup>1</sup></b>                        |           |              |                |                |                |                  |
| Total farm production expenses ----- farms...                      | 34 075    | 1 269        | 6 498          | 2 715          | 3 898          | 3 975            |
| \$1,000...   | 1 465 201 | 30 727       | 124 495        | 44 526         | 61 422         | 73 378           |
| Average per farm ----- dollars...                                  | 42 999    | 24 213       | 19 165         | 16 400         | 15 757         | 18 460           |
| Livestock and poultry purchased ----- farms...                     | 9 144     | 349          | 1 924          | 727            | 962            | 1 133            |
| \$1,000...   | 138 882   | 9 940        | 31 290         | 6 362          | 9 389          | 10 056           |
| Farms with expenses of—  |           |              |                |                |                |                  |
| \$1 to \$4,999 -----   | 6 138     | 217          | 1 434          | 518            | 696            | 842              |
| \$5,000 to \$24,999 -----  | 1 714     | 67           | 278            | 119            | 117            | 166              |
| \$25,000 to \$99,999 -----   | 1 140     | 58           | 203            | 84             | 141            | 114              |
| \$100,000 or more -----  | 152       | 7            | 9              | 6              | 8              | 11               |
| Feed for livestock and poultry ----- farms...                      | 19 926    | 582          | 3 888          | 1 599          | 2 436          | 2 444            |
| \$1,000...   | 328 167   | 12 089       | 53 959         | 22 317         | 31 127         | 34 259           |
| Farms with expenses of—  |           |              |                |                |                |                  |
| \$1 to \$4,999 -----   | 16 827    | 473          | 3 504          | 1 455          | 2 202          | 2 198            |
| \$5,000 to \$24,999 -----  | 1 256     | 17           | 83             | 16             | 62             | 49               |
| \$25,000 to \$99,999 -----   | 824       | 41           | 103            | 36             | 47             | 68               |
| \$100,000 or more -----  | 1 019     | 51           | 198            | 92             | 125            | 129              |
| Commercially mixed formula feeds ----- farms...                    | 8 077     | 291          | 1 477          | 565            | 939            | 955              |
| \$1,000...   | 267 719   | 11 097       | 50 631         | 20 713         | 29 063         | 31 422           |
| Farms with expenses of—  |           |              |                |                |                |                  |
| \$1 to \$4,999 -----   | 5 901     | 199          | 1 130          | 436            | 741            | 741              |
| \$5,000 to \$24,999 -----  | 616       | 7            | 55             | 6              | 28             | 39               |
| \$25,000 to \$79,999 -----   | 559       | 31           | 83             | 22             | 39             | 40               |
| \$80,000 or more -----   | 1 001     | 54           | 209            | 101            | 131            | 135              |
| Seeds, bulbs, plants, and trees ----- farms...                     | 15 903    | 261          | 2 146          | 995            | 1 569          | 1 610            |
| \$1,000...   | 38 481    | 112          | 853            | 439            | 528            | 853              |
| Farms with expenses of—  |           |              |                |                |                |                  |
| \$1 to \$999 -----   | 10 376    | 246          | 2 136          | 969            | 1 498          | 1 384            |
| \$1,000 to \$4,999 -----   | 3 485     | 10           | 2              | 22             | 65             | 221              |
| \$5,000 to \$24,999 -----  | 1 833     | 5            | 4              | 2              | 6              | 5                |
| \$25,000 or more -----   | 209       | -            | 4              | 2              | -              | -                |
| Commercial fertilizer ----- farms...                               | 22 557    | 308          | 3 356          | 1 677          | 2 550          | 2 690            |
| \$1,000...   | 90 795    | 103          | 1 623          | 1 170          | 1 958          | 2 845            |
| Farms with expenses of—  |           |              |                |                |                |                  |
| \$1 to \$4,999 -----   | 18 693    | 307          | 3 352          | 1 676          | 2 542          | 2 639            |
| \$5,000 to \$24,999 -----  | 3 065     | 1            | 3              | 1              | 8              | 51               |
| \$25,000 to \$49,999 -----   | 574       | -            | 1              | -              | -              | -                |
| \$50,000 or more -----   | 225       | -            | -              | -              | -              | -                |
| Agricultural chemicals ----- farms...                              | 16 597    | 430          | 2 422          | 1 111          | 1 603          | 1 750            |
| \$1,000...   | 130 399   | 90           | 797            | 641            | 702            | 1 213            |
| Farms with expenses of—  |           |              |                |                |                |                  |
| \$1 to \$4,999 -----   | 13 050    | 430          | 2 410          | 1 102          | 1 585          | 1 716            |
| \$5,000 to \$24,999 -----  | 2 153     | -            | 12             | 9              | 18             | 34               |
| \$25,000 to \$49,999 -----   | 755       | -            | -              | -              | -              | -                |
| \$50,000 or more -----   | 639       | -            | -              | -              | -              | -                |
| Petroleum products ----- farms...                                  | 32 592    | 1 140        | 5 930          | 2 565          | 3 782          | 3 834            |
| \$1,000...   | 86 016    | 937          | 3 958          | 1 714          | 2 505          | 3 513            |
| Farms with expenses of—  |           |              |                |                |                |                  |
| \$1 to \$4,999 -----   | 28 739    | 1 101        | 5 850          | 2 519          | 3 724          | 3 764            |
| \$5,000 to \$24,999 -----  | 3 293     | 38           | 72             | 45             | 57             | 67               |
| \$25,000 to \$49,999 -----   | 411       | -            | 5              | -              | 1              | 2                |
| \$50,000 or more -----   | 155       | 1            | 3              | 1              | -              | 1                |
| Gasoline and gasohol ----- farms...                                | 22 333    | 717          | 3 814          | 1 589          | 2 482          | 2 589            |
| \$1,000...   | 23 857    | 319          | 1 244          | 538            | 1 014          | 1 195            |
| Diesel fuel ----- farms...   | 23 700    | 587          | 3 540          | 1 574          | 2 461          | 2 755            |
| \$1,000...   | 46 517    | 244          | 1 019          | 522            | 757            | 1 402            |
| Natural gas ----- farms...   | 987       | 71           | 187            | 90             | 78             | 101              |
| \$1,000...   | 2 263     | 153          | 418            | 186            | 98             | 206              |
| LP gas, fuel oil, kerosene, motor oil, grease, etc. ----- farms... | 20 759    | 592          | 2 637          | 1 262          | 2 006          | 2 241            |
| \$1,000...   | 13 379    | 222          | 1 277          | 468            | 636            | 710              |

See footnotes at end of table.

Table 51. Summary by Size of Farm: 1987—Con.

[For meaning of abbreviations and symbols, see introductory text]

| Item   | 140 to 179 acres | 180 to 219 acres | 220 to 259 acres | 260 to 499 acres | 500 to 999 acres | 1,000 to 1,999 acres | 2,000 acres or more |
|--|------------------|------------------|------------------|------------------|------------------|----------------------|---------------------|
| <b>MARKET VALUE OF AGRICULTURAL PRODUCTS SOLD—Con.</b>             |                  |                  |                  |                  |                  |                      |                     |
| Total sales (see text)—Con.  |                  |                  |                  |                  |                  |                      |                     |
| Hogs and pigs ----- farms...                                       | 109              | 64               | 46               | 155              | 104              | 56                   | 26                  |
| \$1,000... ..  | 1 747            | 1 432            | 693              | 3 366            | 3 388            | 3 926                | 3 466               |
| Sales of \$50,000 or more ----- farms...                           | 5                | 7                | 7                | 17               | 22               | 18                   | 9                   |
| \$1,000... ..  | 1 329            | 1 104            | 475              | 2 457            | 2 712            | 3 558                | 3 161               |
| Sheep, lambs, and wool ----- farms...                              | 13               | 5                | 4                | 26               | 15               | 4                    | 3                   |
| \$1,000... ..  | 9                | 2                | (D)              | 32               | 18               | (D)                  | 17                  |
| Sales of \$50,000 or more ----- farms...                           | -                | -                | -                | -                | -                | -                    | -                   |
| \$1,000... ..  | -                | -                | -                | -                | -                | -                    | -                   |
| Other livestock and livestock products (see text) ----- farms...   | 151              | 87               | 62               | 212              | 132              | 70                   | 39                  |
| \$1,000... ..  | 5 525            | 7 194            | 3 851            | 38 444           | 24 304           | 27 416               | 27 416              |
| Sales of \$50,000 or more ----- farms...                           | 20               | 20               | 12               | 55               | 43               | 31                   | 23                  |
| \$1,000... ..  | 5 306            | 7 017            | 3 696            | 38 144           | 23 975           | 27 290               | 27 351              |
| <b>FARM PRODUCTION EXPENSES<sup>1</sup></b>                        |                  |                  |                  |                  |                  |                      |                     |
| Total farm production expenses ----- farms...                      | 2 907            | 2 237            | 1 317            | 4 474            | 2 588            | 1 376                | 823                 |
| \$1,000... ..  | 48 231           | 49 348           | 33 252           | 163 941          | 199 036          | 231 679              | 405 165             |
| Average per farm ----- dollars...                                  | 16 591           | 22 060           | 25 248           | 36 643           | 76 907           | 168 371              | 492 303             |
| Livestock and poultry purchased ----- farms...                     | 692              | 537              | 399              | 1 235            | 676              | 317                  | 193                 |
| \$1,000... ..  | 6 978            | 6 375            | 4 639            | 14 440           | 12 811           | 8 887                | 17 716              |
| Farms with expenses of—  |                  |                  |                  |                  |                  |                      |                     |
| \$1 to \$4,999 -----   | 530              | 358              | 210              | 790              | 366              | 126                  | 51                  |
| \$5,000 to \$24,999 -----  | 87               | 110              | 114              | 286              | 195              | 113                  | 62                  |
| \$25,000 to \$99,999 -----   | 65               | 61               | 72               | 138              | 93               | 63                   | 48                  |
| \$100,000 or more -----  | 10               | 8                | 3                | 21               | 22               | 15                   | 32                  |
| Feed for livestock and poultry ----- farms...                      | 1 811            | 1 410            | 837              | 2 740            | 1 340            | 562                  | 277                 |
| \$1,000... ..  | 18 454           | 20 842           | 11 399           | 47 926           | 28 713           | 20 009               | 27 072              |
| Farms with expenses of—  |                  |                  |                  |                  |                  |                      |                     |
| \$1 to \$4,999 -----   | 1 637            | 1 197            | 694              | 2 161            | 883              | 326                  | 97                  |
| \$5,000 to \$24,999 -----  | 57               | 97               | 73               | 285              | 263              | 145                  | 109                 |
| \$25,000 to \$99,999 -----   | 59               | 51               | 34               | 172              | 124              | 51                   | 38                  |
| \$100,000 or more -----  | 58               | 65               | 36               | 122              | 70               | 40                   | 33                  |
| Commercially mixed formula feeds ----- farms...                    | 735              | 556              | 383              | 1 174            | 628              | 259                  | 115                 |
| \$1,000... ..  | 15 659           | 17 682           | 9 308            | 34 118           | 20 064           | 12 412               | 15 550              |
| Farms with expenses of—  |                  |                  |                  |                  |                  |                      |                     |
| \$1 to \$4,999 -----   | 600              | 414              | 285              | 787              | 384              | 136                  | 48                  |
| \$5,000 to \$24,999 -----  | 32               | 40               | 39               | 167              | 99               | 65                   | 39                  |
| \$25,000 to \$79,999 -----   | 43               | 37               | 23               | 115              | 82               | 31                   | 13                  |
| \$80,000 or more -----   | 60               | 65               | 36               | 105              | 63               | 27                   | 15                  |
| Seeds, bulbs, plants, and trees ----- farms...                     | 1 278            | 950              | 655              | 2 640            | 1 874            | 1 167                | 758                 |
| \$1,000... ..  | 740              | 656              | 605              | 3 803            | 6 738            | 9 017                | 14 140              |
| Farms with expenses of—  |                  |                  |                  |                  |                  |                      |                     |
| \$1 to \$999 -----   | 1 047            | 749              | 393              | 1 407            | 447              | 86                   | 14                  |
| \$1,000 to \$4,999 -----   | 219              | 189              | 251              | 1 123            | 900              | 362                  | 121                 |
| \$5,000 to \$24,999 -----  | 12               | 12               | 11               | 109              | 523              | 694                  | 450                 |
| \$25,000 or more -----   | -                | -                | -                | 1                | 4                | 25                   | 173                 |
| Commercial fertilizer ----- farms...                               | 2 033            | 1 481            | 955              | 3 345            | 2 141            | 1 245                | 776                 |
| \$1,000... ..  | 2 514            | 2 358            | 1 813            | 10 829           | 15 700           | 19 763               | 30 120              |
| Farms with expenses of—  |                  |                  |                  |                  |                  |                      |                     |
| \$1 to \$4,999 -----   | 1 983            | 1 414            | 902              | 2 605            | 997              | 231                  | 45                  |
| \$5,000 to \$24,999 -----  | 50               | 67               | 52               | 722              | 1 066            | 746                  | 298                 |
| \$25,000 to \$49,999 -----   | -                | -                | 1                | 18               | 74               | 229                  | 251                 |
| \$50,000 or more -----   | -                | -                | -                | -                | 4                | 39                   | 182                 |
| Agricultural chemicals ----- farms...                              | 1 349            | 962              | 698              | 2 441            | 1 884            | 1 174                | 773                 |
| \$1,000... ..  | 1 180            | 1 255            | 1 273            | 10 003           | 21 927           | 31 582               | 59 755              |
| Farms with expenses of—  |                  |                  |                  |                  |                  |                      |                     |
| \$1 to \$4,999 -----   | 1 311            | 913              | 630              | 1 879            | 803              | 205                  | 66                  |
| \$5,000 to \$24,999 -----  | 38               | 47               | 66               | 480              | 784              | 500                  | 165                 |
| \$25,000 to \$49,999 -----   | -                | 2                | 2                | 78               | 249              | 270                  | 154                 |
| \$50,000 or more -----   | -                | -                | -                | 4                | 48               | 199                  | 388                 |
| Petroleum products ----- farms...                                  | 2 829            | 2 174            | 1 294            | 4 356            | 2 518            | 1 351                | 819                 |
| \$1,000... ..  | 2 723            | 2 546            | 1 814            | 10 349           | 14 629           | 16 639               | 24 689              |
| Farms with expenses of—  |                  |                  |                  |                  |                  |                      |                     |
| \$1 to \$4,999 -----   | 2 758            | 2 103            | 1 245            | 3 787            | 1 450            | 351                  | 81                  |
| \$5,000 to \$24,999 -----  | 68               | 69               | 48               | 546              | 1 036            | 873                  | 374                 |
| \$25,000 to \$49,999 -----   | 2                | 1                | 1                | 21               | 28               | 112                  | 238                 |
| \$50,000 or more -----   | 1                | 1                | -                | 2                | 4                | 15                   | 126                 |
| Gasoline and gasohol ----- farms...                                | 1 839            | 1 431            | 900              | 3 170            | 1 981            | 1 101                | 720                 |
| \$1,000... ..  | 1 014            | 910              | 653              | 3 314            | 4 033            | 3 984                | 5 638               |
| Diesel fuel ----- farms...   | 2 141            | 1 678            | 1 044            | 3 634            | 2 284            | 1 237                | 767                 |
| \$1,000... ..  | 1 136            | 1 071            | 794              | 5 325            | 8 330            | 10 285               | 15 632              |
| Natural gas ----- farms...   | 90               | 73               | 27               | 119              | 51               | 47                   | 53                  |
| \$1,000... ..  | 121              | 65               | 36               | 289              | 230              | 119                  | 342                 |
| LP gas, fuel oil, kerosene, motor oil, grease, etc. ----- farms... | 1 705            | 1 471            | 948              | 3 458            | 2 356            | 1 290                | 793                 |
| \$1,000... ..  | 452              | 500              | 330              | 1 421            | 2 036            | 2 250                | 3 077               |

See footnotes at end of table.

**Table 51. Summary by Size of Farm: 1987—Con.**

[For meaning of abbreviations and symbols, see introductory text]

| Item   | Total   | 1 to 9 acres | 10 to 49 acres | 50 to 69 acres | 70 to 99 acres | 100 to 139 acres |
|--|---------|--------------|----------------|----------------|----------------|------------------|
| <b>FARM PRODUCTION EXPENSES<sup>1</sup></b>                                      |         |              |                |                |                |                  |
| —Con.  |         |              |                |                |                |                  |
| Total farm production expenses—Con.  |         |              |                |                |                |                  |
| Electricity ----- farms.....   | 15 537  | 460          | 2 440          | 1 006          | 1 453          | 1 510            |
| \$1,000.....   | 20 614  | 721          | 1 941          | 515            | 724            | 1 096            |
| Farms with expenses of—  |         |              |                |                |                |                  |
| \$1 to \$999.....  | 11 807  | 358          | 2 076          | 882            | 1 285          | 1 309            |
| \$1,000 to \$4,999.....  | 2 968   | 89           | 320            | 111            | 154            | 186              |
| \$5,000 to \$24,999.....   | 672     | 8            | 36             | 12             | 14             | 14               |
| \$25,000 or more.....  | 90      | 5            | 8              | 1              | —              | 1                |
| Hired farm labor ----- farms.....  | 13 073  | 317          | 1 362          | 750            | 1 100          | 1 243            |
| \$1,000.....   | 142 341 | 2 019        | 7 047          | 2 801          | 2 228          | 3 448            |
| Farms with expenses of—  |         |              |                |                |                |                  |
| \$1 to \$4,999.....  | 9 057   | 267          | 1 207          | 670            | 1 005          | 1 102            |
| \$5,000 to \$24,999.....   | 2 502   | 33           | 94             | 65             | 73             | 112              |
| \$25,000 to \$99,999.....  | 1 280   | 14           | 46             | 12             | 21             | 27               |
| \$100,000 or more.....   | 234     | 3            | 15             | 3              | 1              | 2                |
| Contract labor ----- farms.....  | 3 922   | 170          | 530            | 263            | 317            | 462              |
| \$1,000.....   | 13 409  | 320          | 1 437          | 351            | 629            | 887              |
| Farms with expenses of—  |         |              |                |                |                |                  |
| \$1 to \$999.....  | 2 008   | 117          | 348            | 187            | 220            | 276              |
| \$1,000 to \$4,999.....  | 1 256   | 30           | 137            | 58             | 81             | 141              |
| \$5,000 to \$24,999.....   | 581     | 22           | 36             | 18             | 10             | 41               |
| \$25,000 or more.....  | 77      | 1            | 9              | —              | 6              | 4                |
| Repair and maintenance ----- farms.....  | 26 650  | 814          | 4 346          | 1 992          | 2 998          | 3 125            |
| \$1,000.....   | 98 000  | 1 067        | 5 950          | 1 848          | 2 964          | 4 317            |
| Farms with expenses of—  |         |              |                |                |                |                  |
| \$1 to \$4,999.....  | 22 804  | 774          | 4 231          | 1 949          | 2 920          | 3 003            |
| \$5,000 to \$24,999.....   | 3 110   | 37           | 108            | 40             | 76             | 121              |
| \$25,000 to \$49,999.....  | 478     | 2            | 3              | 3              | 2              | —                |
| \$50,000 or more.....  | 258     | 1            | 4              | —              | —              | 1                |
| Customwork, machine hire, and rental of machinery and equipment ----- farms..... | 9 393   | 200          | 1 164          | 722            | 962            | 1 033            |
| \$1,000.....   | 43 453  | 143          | 745            | 505            | 847            | 937              |
| Farms with expenses of—  |         |              |                |                |                |                  |
| \$1 to \$999.....  | 5 156   | 174          | 992            | 598            | 735            | 731              |
| \$1,000 to \$4,999.....  | 2 684   | 24           | 155            | 121            | 203            | 301              |
| \$5,000 to \$24,999.....   | 1 214   | 2            | 17             | 3              | 24             | 1                |
| \$25,000 or more.....  | 339     | —            | —              | —              | —              | —                |
| Interest expense ----- farms.....  | 14 197  | 449          | 1 981          | 845            | 1 257          | 1 549            |
| \$1,000.....   | 90 636  | 1 001        | 4 696          | 2 173          | 3 228          | 3 665            |
| Farms with expenses of—  |         |              |                |                |                |                  |
| \$1 to \$4,999.....  | 10 087  | 405          | 1 776          | 753            | 1 074          | 1 322            |
| \$5,000 to \$24,999.....   | 3 378   | 41           | 199            | 85             | 176            | 222              |
| \$25,000 to \$99,999.....  | 662     | 3            | 5              | 6              | 7              | 5                |
| \$100,000 or more.....   | 70      | —            | 1              | 1              | —              | —                |
| Secured by real estate ----- farms.....  | 9 772   | 309          | 1 512          | 677            | 930            | 1 108            |
| \$1,000.....   | 63 210  | 544          | 3 660          | 1 876          | 2 603          | 3 050            |
| Farms with expenses of—  |         |              |                |                |                |                  |
| \$1 to \$999.....  | 2 772   | 206          | 637            | 209            | 355            | 364              |
| \$1,000 to \$4,999.....  | 4 159   | 83           | 737            | 400            | 422            | 557              |
| \$5,000 to \$24,999.....   | 2 375   | 18           | 135            | 61             | 148            | 186              |
| \$25,000 or more.....  | 466     | 2            | 3              | 7              | 5              | 1                |
| Not secured by real estate ----- farms.....                                      | 6 733   | 210          | 762            | 332            | 535            | 635              |
| \$1,000.....   | 27 426  | 457          | 1 036          | 297            | 625            | 615              |
| Farms with expenses of—  |         |              |                |                |                |                  |
| \$1 to \$999.....  | 3 148   | 110          | 491            | 230            | 310            | 456              |
| \$1,000 to \$4,999.....  | 2 183   | 85           | 243            | 100            | 206            | 162              |
| \$5,000 to \$24,999.....   | 1 205   | 14           | 26             | 2              | 19             | 15               |
| \$25,000 or more.....  | 197     | 1            | 2              | —              | —              | 2                |
| Cash rent ----- farms.....   | 8 915   | 88           | 588            | 405            | 581            | 716              |
| \$1,000.....   | 102 986 | 129          | 818            | 371            | 540            | 918              |
| Farms with expenses of—  |         |              |                |                |                |                  |
| \$1 to \$4,999.....  | 6 271   | 75           | 585            | 402            | 563            | 686              |
| \$5,000 to \$9,999.....  | 745     | 13           | 2              | 2              | 14             | 28               |
| \$10,000 to \$24,999.....  | 911     | —            | —              | —              | 4              | 2                |
| \$25,000 or more.....  | 988     | —            | 1              | 1              | —              | —                |
| Property taxes ----- farms.....  | 30 575  | 1 095        | 5 746          | 2 473          | 3 527          | 3 551            |
| \$1,000.....   | 23 793  | 373          | 1 834          | 887            | 1 124          | 1 514            |
| Farms with expenses of—  |         |              |                |                |                |                  |
| \$1 to \$4,999.....  | 29 761  | 1 083        | 5 732          | 2 468          | 3 520          | 3 540            |
| \$5,000 to \$9,999.....  | 577     | 10           | 13             | 5              | 7              | 9                |
| \$10,000 to \$24,999.....  | 204     | 2            | 1              | —              | —              | 1                |
| \$25,000 or more.....  | 33      | —            | —              | —              | —              | 1                |
| All other farm production expenses ----- farms.....                              | 28 885  | 999          | 4 980          | 2 089          | 2 953          | 3 342            |
| \$1,000.....   | 117 219 | 1 682        | 7 549          | 2 432          | 2 928          | 3 855            |
| Farms with expenses of—  |         |              |                |                |                |                  |
| \$1 to \$4,999.....  | 25 456  | 953          | 4 861          | 2 036          | 2 890          | 3 257            |
| \$5,000 to \$24,999.....   | 2 553   | 38           | 104            | 40             | 54             | 73               |
| \$25,000 to \$49,999.....  | 458     | 3            | 10             | 8              | 4              | 9                |
| \$50,000 or more.....  | 418     | 5            | 5              | 5              | 5              | 3                |

See footnotes at end of table.

**Table 51. Summary by Size of Farm: 1987—Con.**

[For meaning of abbreviations and symbols, see introductory text]

| Item  | 140 to 179 acres | 180 to 219 acres | 220 to 259 acres | 260 to 499 acres | 500 to 999 acres | 1,000 to 1,999 acres | 2,000 acres or more |
|---|------------------|------------------|------------------|------------------|------------------|----------------------|---------------------|
| <b>FARM PRODUCTION EXPENSES<sup>1</sup></b>                                   |                  |                  |                  |                  |                  |                      |                     |
| —Con.   |                  |                  |                  |                  |                  |                      |                     |
| Total farm production expenses—Con.   |                  |                  |                  |                  |                  |                      |                     |
| Electricity..... farms...   | 1 049            | 977              | 677              | 2 361            | 1 762            | 1 090                | 752                 |
| ..... \$1,000...  | 621              | 699              | 458              | 2 734            | 3 194            | 3 261                | 4 651               |
| Farms with expenses of—   |                  |                  |                  |                  |                  |                      |                     |
| \$1 to \$999.....   | 866              | 811              | 566              | 1 810            | 1 171            | 472                  | 181                 |
| \$1,000 to \$4,999.....   | 142              | 151              | 101              | 454              | 470              | 461                  | 329                 |
| \$5,000 to \$24,999.....  | 21               | 14               | 9                | 68               | 109              | 143                  | 204                 |
| \$25,000 or more.....   | -                | 1                | 1                | 9                | 12               | 14                   | 38                  |
| Hired farm labor..... farms...  | 925              | 814              | 559              | 2 232            | 1 830            | 1 171                | 770                 |
| ..... \$1,000...  | 2 523            | 2 803            | 1 922            | 12 922           | 19 964           | 29 943               | 54 719              |
| Farms with expenses of—   |                  |                  |                  |                  |                  |                      |                     |
| \$1 to \$4,999.....   | 844              | 702              | 459              | 1 654            | 903              | 213                  | 31                  |
| \$5,000 to \$24,999.....  | 58               | 91               | 84               | 476              | 726              | 511                  | 179                 |
| \$25,000 to \$99,999.....   | 20               | 19               | 15               | 94               | 188              | 419                  | 405                 |
| \$100,000 or more.....  | 3                | 2                | 1                | 8                | 13               | 28                   | 155                 |
| Contract labor..... farms...  | 345              | 259              | 174              | 540              | 449              | 226                  | 187                 |
| ..... \$1,000...  | 870              | 666              | 269              | 1 333            | 2 137            | 1 683                | 2 826               |
| Farms with expenses of—   |                  |                  |                  |                  |                  |                      |                     |
| \$1 to \$999.....   | 142              | 150              | 135              | 298              | 101              | 20                   | 14                  |
| \$1,000 to \$4,999.....   | 166              | 85               | 25               | 176              | 212              | 100                  | 45                  |
| \$5,000 to \$24,999.....  | 32               | 21               | 13               | 61               | 126              | 97                   | 104                 |
| \$25,000 or more.....   | 5                | 3                | 1                | 5                | 10               | 9                    | 24                  |
| Repair and maintenance..... farms...  | 2 292            | 1 731            | 1 108            | 3 780            | 2 359            | 1 307                | 798                 |
| ..... \$1,000...  | 2 838            | 2 413            | 1 812            | 10 213           | 15 496           | 18 749               | 30 333              |
| Farms with expenses of—   |                  |                  |                  |                  |                  |                      |                     |
| \$1 to \$4,999.....   | 2 205            | 1 655            | 1 032            | 3 186            | 1 365            | 389                  | 95                  |
| \$5,000 to \$24,999.....  | 87               | 71               | 73               | 573              | 919              | 688                  | 317                 |
| \$25,000 to \$49,999.....   | -                | 5                | 3                | 18               | 67               | 186                  | 189                 |
| \$50,000 or more.....   | -                | -                | -                | 3                | 8                | 44                   | 197                 |
| Customwork, machine hire, and rental of machinery and equipment..... farms... | 707              | 572              | 354              | 1 447            | 1 024            | 694                  | 514                 |
| ..... \$1,000...  | 874              | 685              | 1 051            | 4 350            | 6 187            | 7 415                | 19 714              |
| Farms with expenses of—   |                  |                  |                  |                  |                  |                      |                     |
| \$1 to \$999.....   | 444              | 370              | 171              | 607              | 243              | 70                   | 21                  |
| \$1,000 to \$4,999.....   | 230              | 174              | 137              | 627              | 380              | 232                  | 100                 |
| \$5,000 to \$24,999.....  | 33               | 26               | 33               | 193              | 369              | 311                  | 202                 |
| \$25,000 or more.....   | -                | 2                | 13               | 20               | 32               | 81                   | 191                 |
| Interest expense..... farms...  | 1 164            | 799              | 588              | 2 159            | 1 670            | 1 054                | 682                 |
| ..... \$1,000...  | 3 121            | 2 871            | 2 506            | 10 853           | 15 718           | 16 131               | 24 671              |
| Farms with expenses of—   |                  |                  |                  |                  |                  |                      |                     |
| \$1 to \$4,999.....   | 1 021            | 622              | 416              | 1 479            | 786              | 312                  | 121                 |
| \$5,000 to \$24,999.....  | 125              | 165              | 164              | 617              | 744              | 545                  | 295                 |
| \$25,000 to \$99,999.....   | 18               | 11               | 8                | 59               | 133              | 188                  | 219                 |
| \$100,000 or more.....  | -                | 1                | -                | 4                | 7                | 9                    | 47                  |
| Secured by real estate..... farms...  | 756              | 562              | 445              | 1 400            | 1 084            | 629                  | 360                 |
| ..... \$1,000...  | 2 351            | 2 328            | 2 014            | 7 821            | 10 958           | 10 307               | 15 696              |
| Farms with expenses of—   |                  |                  |                  |                  |                  |                      |                     |
| \$1 to \$999.....   | 287              | 138              | 86               | 298              | 121              | 56                   | 15                  |
| \$1,000 to \$4,999.....   | 357              | 278              | 209              | 619              | 348              | 110                  | 39                  |
| \$5,000 to \$24,999.....  | 99               | 137              | 144              | 442              | 522              | 335                  | 148                 |
| \$25,000 or more.....   | 13               | 9                | 6                | 41               | 93               | 128                  | 158                 |
| Not secured by real estate..... farms...                                      | 556              | 349              | 240              | 1 101            | 887              | 637                  | 489                 |
| ..... \$1,000...  | 770              | 543              | 492              | 3 032            | 4 760            | 5 824                | 8 975               |
| Farms with expenses of—   |                  |                  |                  |                  |                  |                      |                     |
| \$1 to \$999.....   | 342              | 233              | 104              | 540              | 210              | 88                   | 34                  |
| \$1,000 to \$4,999.....   | 187              | 93               | 112              | 357              | 363              | 191                  | 84                  |
| \$5,000 to \$24,999.....  | 23               | 20               | 23               | 194              | 292              | 307                  | 270                 |
| \$25,000 or more.....   | 4                | 3                | 1                | 10               | 22               | 51                   | 101                 |
| Cash rent..... farms...   | 671              | 601              | 400              | 1 846            | 1 458            | 941                  | 620                 |
| ..... \$1,000...  | 983              | 866              | 1 035            | 7 950            | 16 542           | 23 696               | 49 147              |
| Farms with expenses of—   |                  |                  |                  |                  |                  |                      |                     |
| \$1 to \$4,999.....   | 611              | 561              | 334              | 1 402            | 745              | 236                  | 71                  |
| \$5,000 to \$9,999.....   | 58               | 32               | 42               | 222              | 180              | 112                  | 40                  |
| \$10,000 to \$24,999.....   | 2                | 8                | 21               | 181              | 337              | 239                  | 116                 |
| \$25,000 or more.....   | -                | -                | 3                | 41               | 196              | 354                  | 393                 |
| Property taxes..... farms...  | 2 666            | 2 105            | 1 274            | 4 094            | 2 222            | 1 170                | 652                 |
| ..... \$1,000...  | 1 115            | 1 292            | 816              | 3 250            | 3 424            | 3 524                | 4 640               |
| Farms with expenses of—   |                  |                  |                  |                  |                  |                      |                     |
| \$1 to \$4,999.....   | 2 648            | 2 071            | 1 258            | 4 034            | 2 103            | 957                  | 347                 |
| \$5,000 to \$9,999.....   | 18               | 18               | 16               | 55               | 94               | 165                  | 167                 |
| \$10,000 to \$24,999.....   | -                | 15               | -                | 5                | 22               | 46                   | 112                 |
| \$25,000 or more.....   | -                | 1                | -                | -                | 3                | 2                    | 26                  |
| All other farm production expenses..... farms...                              | 2 559            | 1 972            | 1 214            | 4 068            | 2 539            | 1 347                | 823                 |
| ..... \$1,000...  | 2 719            | 3 022            | 1 839            | 12 987           | 15 855           | 21 380               | 40 971              |
| Farms with expenses of—   |                  |                  |                  |                  |                  |                      |                     |
| \$1 to \$4,999.....   | 2 471            | 1 892            | 1 127            | 3 514            | 1 742            | 565                  | 148                 |
| \$5,000 to \$24,999.....  | 77               | 70               | 84               | 487              | 687              | 543                  | 296                 |
| \$25,000 to \$49,999.....   | 7                | 6                | 2                | 46               | 77               | 133                  | 153                 |
| \$50,000 or more.....   | 4                | 4                | 1                | 21               | 33               | 106                  | 226                 |

See footnotes at end of table.

**Table 51. Summary by Size of Farm: 1987—Con.**

[For meaning of abbreviations and symbols, see introductory text]

| Item  | Total     | 1 to 9 acres | 10 to 49 acres | 50 to 69 acres | 70 to 99 acres | 100 to 139 acres |
|---|-----------|--------------|----------------|----------------|----------------|------------------|
| <b>NET CASH RETURN FROM AGRICULTURAL SALES FOR THE FARM UNIT<sup>1</sup></b>                          |           |              |                |                |                |                  |
| All farms..... number.....  | 34 075    | 1 269        | 6 496          | 2 715          | 3 898          | 3 975            |
| ..... \$1,000.....  | 332 280   | 8 537        | 17 629         | 9 031          | 11 181         | 17 918           |
| Average per farm..... dollars.....  | 9 751     | 6 727        | 2 714          | 3 326          | 2 868          | 4 508            |
| Farms with net gains <sup>2</sup> ..... number.....   | 17 692    | 633          | 2 583          | 1 224          | 1 807          | 1 873            |
| Average net gain..... dollars.....  | 23 285    | 15 534       | 10 613         | 10 592         | 9 570          | 13 760           |
| Gain of—  |           |              |                |                |                |                  |
| Less than \$1,000.....  | 3 714     | 161          | 906            | 412            | 534            | 478              |
| \$1,000 to \$9,999.....   | 8 222     | 329          | 1 333          | 620            | 1 035          | 1 042            |
| \$10,000 to \$49,999.....   | 3 452     | 83           | 174            | 108            | 121            | 225              |
| \$50,000 or more.....   | 2 304     | 60           | 180            | 84             | 117            | 128              |
| Farms with net losses..... number.....  | 16 383    | 636          | 3 903          | 1 491          | 2 091          | 2 102            |
| Average net loss..... dollars.....  | 4 863     | 2 038        | 2 534          | 2 638          | 2 923          | 3 737            |
| Loss of—  |           |              |                |                |                |                  |
| Less than \$1,000.....  | 4 693     | 266          | 1 431          | 531            | 737            | 494              |
| \$1,000 to \$9,999.....   | 10 054    | 360          | 2 371          | 933            | 1 250          | 1 468            |
| \$10,000 to \$49,999.....   | 1 517     | 10           | 99             | 26             | 104            | 139              |
| \$50,000 or more.....   | 119       | -            | 2              | 1              | -              | 1                |
| <b>GOVERNMENT PAYMENTS AND OTHER FARM-RELATED INCOME</b>  |           |              |                |                |                |                  |
| Government payments..... farms.....   | 7 821     | 42           | 384            | 267            | 471            | 550              |
| ..... \$1,000.....  | 159 539   | 55           | 357            | 348            | 735            | 1 430            |
| Other farm-related income <sup>1</sup> ..... farms.....   | 6 112     | 159          | 740            | 426            | 526            | 630              |
| ..... \$1,000.....  | 35 214    | 632          | 1 624          | 1 040          | 1 442          | 1 912            |
| Customwork and other agricultural services..... farms.....  | 2 041     | 35           | 230            | 153            | 183            | 222              |
| ..... \$1,000.....  | 10 929    | 127          | 807            | 548            | 501            | 828              |
| Gross cash rent or share payments..... farms.....   | 1 856     | 109          | 237            | 141            | 147            | 172              |
| ..... \$1,000.....  | 11 274    | 411          | 435            | 122            | 182            | 312              |
| Forest products and Christmas trees..... farms.....   | 1 585     | 6            | 115            | 100            | 160            | 206              |
| ..... \$1,000.....  | 7 612     | 1            | 176            | 243            | 560            | 388              |
| Other farm-related income sources..... farms.....   | 1 638     | 18           | 212            | 45             | 110            | 110              |
| ..... \$1,000.....  | 5 399     | 93           | 206            | 127            | 200            | 384              |
| <b>COMMODITY CREDIT CORPORATION LOANS</b>   |           |              |                |                |                |                  |
| Total..... farms.....   | 2 035     | 21           | 78             | 38             | 67             | 106              |
| ..... \$1,000.....  | 86 435    | 234          | 139            | 43             | 119            | 532              |
| Corn..... farms.....  | 388       | -            | 8              | 7              | 15             | 21               |
| ..... \$1,000.....  | 3 906     | -            | 2              | 1              | 10             | 56               |
| Wheat..... farms.....   | 159       | -            | 1              | 1              | 3              | 9                |
| ..... \$1,000.....  | 1 019     | -            | (D)            | (D)            | (D)            | 15               |
| Soybeans..... farms.....  | 292       | -            | 13             | 5              | 13             | 14               |
| ..... \$1,000.....  | 10 322    | -            | 17             | 1              | 36             | 24               |
| Sorghum, barley, and oats..... farms.....   | 364       | -            | 2              | 3              | 3              | 12               |
| ..... \$1,000.....  | 2 891     | -            | (D)            | 1              | 3              | 10               |
| Cotton..... farms.....  | 929       | 6            | 45             | 26             | 34             | 59               |
| ..... \$1,000.....  | 37 421    | 6            | 56             | 34             | 51             | 393              |
| Peanuts, rye, rice, tobacco, and honey..... farms.....  | 483       | 15           | 13             | 2              | 2              | 4                |
| ..... \$1,000.....  | 30 876    | 227          | 62             | (D)            | (D)            | 43               |
| <b>LAND IN FARMS ACCORDING TO USE</b>   |           |              |                |                |                |                  |
| Total cropland..... farms.....  | 29 785    | 527          | 4 983          | 2 344          | 3 482          | 3 567            |
| ..... acres.....  | 6 747 639 | 1 968        | 102 430        | 83 659         | 166 940        | 225 505          |
| Harvested cropland..... farms.....  | 24 305    | 413          | 3 318          | 1 692          | 2 744          | 2 837            |
| ..... acres.....  | 4 272 651 | 1 337        | 42 283         | 31 783         | 64 924         | 91 929           |
| Farms by acres harvested:   |           |              |                |                |                |                  |
| 1 to 49 acres.....  | 14 953    | 413          | 3 318          | 1 569          | 2 384          | 2 227            |
| 50 to 99 acres.....   | 2 942     | -            | -              | 123            | 360            | 436              |
| 100 to 199 acres.....   | 2 000     | -            | -              | -              | -              | 174              |
| 200 to 499 acres.....   | 2 084     | -            | -              | -              | -              | -                |
| 500 to 999 acres.....   | 1 305     | -            | -              | -              | -              | -                |
| 1,000 to 1,999 acres.....   | 715       | -            | -              | -              | -              | -                |
| 2,000 acres or more.....  | 306       | -            | -              | -              | -              | -                |
| Cropland:   |           |              |                |                |                |                  |
| Pasture or grazing only..... farms.....   | 15 642    | 119          | 2 558          | 1 378          | 2 090          | 2 117            |
| ..... acres.....  | 1 243 697 | 484          | 49 199         | 41 241         | 84 288         | 106 376          |
| In cover crops, legumes, and soil-improvement grasses, not harvested and not pastured..... farms..... | 1 905     | 7            | 153            | 104            | 172            | 193              |
| ..... acres.....  | 140 490   | 13           | 1 351          | 1 688          | 3 622          | 4 249            |
| On which all crops failed..... farms.....   | 1 167     | 16           | 194            | 122            | 130            | 116              |
| ..... acres.....  | 52 439    | 47           | 1 656          | 1 728          | 2 030          | 2 368            |
| In cultivated summer fallow..... farms.....   | 1 883     | 4            | 90             | 58             | 104            | 121              |
| ..... acres.....  | 314 560   | 11           | 787            | 395            | 1 506          | 2 485            |
| Idle..... farms.....  | 6 788     | 31           | 611            | 381            | 521            | 649              |
| ..... acres.....  | 723 802   | 76           | 7 174          | 6 824          | 10 570         | 18 098           |
| Total woodland..... farms.....  | 19 732    | 83           | 2 174          | 1 633          | 2 522          | 2 786            |
| ..... acres.....  | 2 341 341 | 247          | 28 658         | 38 022         | 82 712         | 138 472          |
| Woodland pastured..... farms.....   | 12 803    | 44           | 1 415          | 1 081          | 1 766          | 1 928            |
| ..... acres.....  | 942 914   | 159          | 16 685         | 20 862         | 47 894         | 73 416           |
| Woodland not pastured..... farms.....   | 11 747    | 40           | 996            | 828            | 1 243          | 1 552            |
| ..... acres.....  | 1 398 427 | 88           | 11 971         | 17 160         | 34 818         | 65 056           |

See footnotes at end of table.

Table 51. Summary by Size of Farm: 1987—Con.

[For meaning of abbreviations and symbols, see introductory text]

| Item   | 140 to 179<br>acres | 180 to 219<br>acres | 220 to 259<br>acres | 260 to 499<br>acres | 500 to 999<br>acres | 1,000 to 1,999<br>acres | 2,000 acres or<br>more |
|--|---------------------|---------------------|---------------------|---------------------|---------------------|-------------------------|------------------------|
| <b>NET CASH RETURN FROM AGRICULTURAL SALES FOR THE FARM UNIT<sup>1</sup></b>               |                     |                     |                     |                     |                     |                         |                        |
| All farms.....   | 2 907               | 2 237               | 1 317               | 4 474               | 2 588               | 1 376                   | 823                    |
| number.....  | 13 501              | 12 453              | 8 488               | 42 983              | 42 283              | 57 332                  | 90 944                 |
| Average per farm.....  | 4 644               | 5 567               | 6 445               | 9 607               | 16 338              | 41 666                  | 110 504                |
| dollars.....   |                     |                     |                     |                     |                     |                         |                        |
| Farms with net gains <sup>2</sup> .....  | 1 612               | 1 358               | 709                 | 2 847               | 1 569               | 996                     | 671                    |
| number.....  | 10 896              | 11 560              | 15 799              | 20 134              | 35 229              | 65 641                  | 149 269                |
| Average net gain.....  |                     |                     |                     |                     |                     |                         |                        |
| dollars.....   |                     |                     |                     |                     |                     |                         |                        |
| Gain of—   |                     |                     |                     |                     |                     |                         |                        |
| Less than \$1,000.....   | 337                 | 291                 | 123                 | 368                 | 68                  | 23                      | 13                     |
| \$1,000 to \$9,999.....  | 995                 | 740                 | 331                 | 1 190               | 401                 | 156                     | 50                     |
| \$10,000 to \$49,999.....  | 166                 | 248                 | 196                 | 839                 | 750                 | 382                     | 160                    |
| \$50,000 or more.....  | 114                 | 79                  | 59                  | 250                 | 350                 | 435                     | 448                    |
| Farms with net losses.....   | 1 295               | 879                 | 608                 | 1 827               | 1 019               | 380                     | 152                    |
| number.....  | 3 137               | 3 692               | 4 463               | 5 644               | 12 749              | 21 175                  | 60 623                 |
| Average net loss.....  |                     |                     |                     |                     |                     |                         |                        |
| dollars.....   |                     |                     |                     |                     |                     |                         |                        |
| Loss of—   |                     |                     |                     |                     |                     |                         |                        |
| Less than \$1,000.....   | 405                 | 227                 | 129                 | 359                 | 78                  | 27                      | 9                      |
| \$1,000 to \$9,999.....  | 838                 | 618                 | 405                 | 1 164               | 487                 | 124                     | 36                     |
| \$10,000 to \$49,999.....  | 51                  | 32                  | 74                  | 301                 | 433                 | 195                     | 53                     |
| \$50,000 or more.....  | 1                   | 2                   | -                   | 3                   | 21                  | 34                      | 54                     |
| <b>GOVERNMENT PAYMENTS AND OTHER FARM-RELATED INCOME</b>                                   |                     |                     |                     |                     |                     |                         |                        |
| Government payments.....   | 490                 | 422                 | 345                 | 1 480               | 1 658               | 1 059                   | 653                    |
| farms.....   | 1 633               | 1 399               | 1 581               | 13 896              | 33 414              | 41 438                  | 63 253                 |
| \$1,000.....   | 646                 | 350                 | 280                 | 1 038               | 722                 | 406                     | 189                    |
| Other farm-related income <sup>1</sup> .....   | 2 019               | 1 406               | 1 928               | 5 731               | 6 890               | 5 178                   | 5 412                  |
| farms.....   | 188                 | 90                  | 66                  | 332                 | 298                 | 172                     | 72                     |
| Customwork and other agricultural services.....  | 682                 | 615                 | 279                 | 2 033               | 2 072               | 1 425                   | 1 013                  |
| \$1,000.....   | 160                 | 114                 | 95                  | 298                 | 203                 | 119                     | 61                     |
| Gross cash rent or share payments.....   | 404                 | 378                 | 1 185               | 1 578               | 1 883               | 2 130                   | 2 255                  |
| farms.....   | 243                 | 96                  | 76                  | 318                 | 156                 | 84                      | 23                     |
| \$1,000.....   | 761                 | 223                 | 302                 | 1 538               | 1 960               | 740                     | 720                    |
| Forest products and Christmas trees.....   | 158                 | 83                  | 63                  | 342                 | 235                 | 170                     | 92                     |
| farms.....   | 172                 | 191                 | 162                 | 583                 | 975                 | 883                     | 1 424                  |
| \$1,000.....   |                     |                     |                     |                     |                     |                         |                        |
| <b>COMMODITY CREDIT CORPORATION LOANS</b>  |                     |                     |                     |                     |                     |                         |                        |
| Total.....   | 84                  | 75                  | 47                  | 347                 | 548                 | 382                     | 242                    |
| farms.....   | 606                 | 341                 | 501                 | 5 780               | 19 509              | 24 402                  | 34 231                 |
| \$1,000.....   | 18                  | 22                  | 10                  | 79                  | 91                  | 74                      | 43                     |
| Corn.....  | 22                  | 20                  | 18                  | 463                 | 550                 | 1 082                   | 1 680                  |
| farms.....   | 1                   | 2                   | 3                   | 34                  | 48                  | 43                      | 14                     |
| \$1,000.....   | (D)                 | (D)                 | 6                   | 137                 | 341                 | 358                     | 153                    |
| Wheat.....   | 16                  | 8                   | 11                  | 28                  | 84                  | 63                      | 37                     |
| farms.....   | 38                  | 24                  | 30                  | 169                 | 2 081               | 2 859                   | 5 041                  |
| \$1,000.....   | 2                   | 13                  | 3                   | 49                  | 103                 | 99                      | 75                     |
| Sorghum, barley, and oats.....   | (D)                 | (D)                 | 3                   | 187                 | 501                 | 855                     | 1 309                  |
| farms.....   | 49                  | 39                  | 27                  | 174                 | 237                 | 163                     | 70                     |
| \$1,000.....   | 352                 | 217                 | 356                 | 3 029               | 9 261               | 10 986                  | 12 689                 |
| Cotton.....  | 12                  | 4                   | 5                   | 53                  | 152                 | 111                     | 90                     |
| farms.....   | 191                 | 56                  | 88                  | 1 794               | 6 775               | 8 261                   | 13 359                 |
| \$1,000.....   |                     |                     |                     |                     |                     |                         |                        |
| Peanuts, rye, rice, tobacco, and honey.....  |                     |                     |                     |                     |                     |                         |                        |
| farms.....   |                     |                     |                     |                     |                     |                         |                        |
| \$1,000.....   |                     |                     |                     |                     |                     |                         |                        |
| <b>LAND IN FARMS ACCORDING TO USE</b>  |                     |                     |                     |                     |                     |                         |                        |
| Total cropland.....  | 2 626               | 1 890               | 1 322               | 4 046               | 2 790               | 1 418                   | 810                    |
| farms.....   | 217 853             | 196 192             | 172 494             | 818 051             | 1 304 961           | 1 409 074               | 2 048 512              |
| acres.....   | 2 188               | 1 593               | 1 142               | 3 611               | 2 591               | 1 376                   | 800                    |
| Harvested cropland.....  | 88 769              | 83 505              | 73 703              | 416 168             | 820 256             | 1 009 794               | 1 548 220              |
| acres.....   |                     |                     |                     |                     |                     |                         |                        |
| Farms by acres harvested:  |                     |                     |                     |                     |                     |                         |                        |
| 1 to 49 acres.....   | 1 595               | 996                 | 636                 | 1 400               | 351                 | 56                      | 8                      |
| 50 to 99 acres.....  | 350                 | 346                 | 243                 | 715                 | 294                 | 64                      | 11                     |
| 100 to 199 acres.....  | 243                 | 207                 | 181                 | 668                 | 396                 | 107                     | 24                     |
| 200 to 499 acres.....  | -                   | 44                  | 82                  | 828                 | 857                 | 216                     | 57                     |
| 500 to 999 acres.....  | -                   | -                   | -                   | -                   | 693                 | 515                     | 97                     |
| 1,000 to 1,999 acres.....  | -                   | -                   | -                   | -                   | -                   | 418                     | 297                    |
| 2,000 acres or more.....   | -                   | -                   | -                   | -                   | -                   | -                       | 306                    |
| Cropland:  |                     |                     |                     |                     |                     |                         |                        |
| Pasture or grazing only.....   | 1 551               | 1 093               | 811                 | 2 207               | 1 176               | 388                     | 154                    |
| farms.....   | 102 455             | 86 154              | 76 747              | 275 856             | 237 696             | 111 846                 | 71 355                 |
| acres.....   |                     |                     |                     |                     |                     |                         |                        |
| In cover crops, legumes, and soil-improvement grasses, not harvested and not pastured..... | 165                 | 111                 | 90                  | 327                 | 289                 | 180                     | 114                    |
| farms.....   | 5 648               | 4 728               | 3 462               | 19 816              | 27 664              | 33 424                  | 34 825                 |
| acres.....   | 87                  | 53                  | 37                  | 159                 | 132                 | 77                      | 44                     |
| On which all crops failed.....   | 2 165               | 2 227               | 1 288               | 7 468               | 9 981               | 9 851                   | 11 630                 |
| farms.....   | 82                  | 55                  | 60                  | 290                 | 440                 | 340                     | 241                    |
| acres.....   | 2 375               | 2 160               | 2 248               | 21 027              | 63 348              | 84 083                  | 134 135                |
| In cultivated summer fallow.....   | 476                 | 360                 | 299                 | 1 117               | 1 116               | 753                     | 474                    |
| farms.....   | 16 441              | 17 418              | 15 046              | 77 716              | 146 016             | 160 076                 | 248 347                |
| acres.....   |                     |                     |                     |                     |                     |                         |                        |
| Total woodland.....  | 2 050               | 1 474               | 1 052               | 3 049               | 1 723               | 766                     | 420                    |
| farms.....   | 142 563             | 128 714             | 108 181             | 471 140             | 449 799             | 310 942                 | 441 893                |
| acres.....   | 1 437               | 1 010               | 710                 | 1 946               | 1 000               | 324                     | 142                    |
| Woodland pastured.....   | 76 070              | 64 286              | 52 582              | 208 824             | 180 809             | 91 165                  | 110 162                |
| farms.....   | 1 201               | 887                 | 673                 | 2 089               | 1 250               | 633                     | 355                    |
| acres.....   | 66 493              | 64 428              | 55 599              | 262 316             | 268 990             | 219 777                 | 331 731                |
| Woodland not pastured.....   |                     |                     |                     |                     |                     |                         |                        |
| farms.....   |                     |                     |                     |                     |                     |                         |                        |
| acres.....   |                     |                     |                     |                     |                     |                         |                        |

See footnotes at end of table.

**Table 51. Summary by Size of Farm: 1987—Con.**

[For meaning of abbreviations and symbols, see introductory text]

| Item  | Total     | 1 to 9 acres | 10 to 49 acres | 50 to 69 acres | 70 to 99 acres | 100 to 139 acres |
|---|-----------|--------------|----------------|----------------|----------------|------------------|
| <b>LAND IN FARMS ACCORDING TO USE—Con.</b>                                    |           |              |                |                |                |                  |
| Pastureland and rangeland other than cropland and woodland pastured           | 10 458    | 91           | 1 809          | 952            | 1 368          | 1 338            |
| acres..   | 1 136 451 | 319          | 31 349         | 24 782         | 48 224         | 63 609           |
| Land in house lots, ponds, roads, wasteland, etc.                             | 20 506    | 1 072        | 3 651          | 1 651          | 2 428          | 2 382            |
| acres..   | 520 759   | 2 324        | 24 622         | 14 252         | 27 462         | 31 658           |
| Cropland under federal acreage reduction programs:                            |           |              |                |                |                |                  |
| Annual commodity acreage adjustment programs                                  | 5 025     | 11           | 156            | 113            | 186            | 257              |
| acres..   | 522 460   | 11           | 746            | 782            | 1 553          | 3 043            |
| Conservation reserve program  | 1 391     | -            | 39             | 47             | 84             | 116              |
| acres..   | 131 462   | -            | 423            | 732            | 1 863          | 4 093            |
| Value of land and buildings <sup>1</sup>                                      | 34 075    | 1 269        | 6 496          | 2 715          | 3 898          | 3 975            |
| \$1,000..   | 7 333 235 | 43 860       | 350 318        | 193 945        | 329 364        | 374 009          |
| Average per farm  | 215 209   | 34 578       | 53 928         | 71 435         | 84 496         | 94 090           |
| dollars..   | 697       | 9 029        | 1 822          | 1 220          | 1 022          | 807              |
| Farms by value group:   |           |              |                |                |                |                  |
| \$1 to \$39,999   | 6 865     | 984          | 3 270          | 838            | 896            | 524              |
| \$40,000 to \$69,999  | 6 392     | 122          | 1 591          | 965            | 1 149          | 1 194            |
| \$70,000 to \$99,999  | 4 546     | 53           | 671            | 406            | 835            | 812              |
| \$100,000 to \$149,999  | 4 935     | 47           | 614            | 235            | 508            | 897              |
| \$150,000 to \$199,999  | 2 984     | 35           | 235            | 144            | 246            | 245              |
| \$200,000 to \$499,999  | 5 448     | 23           | 106            | 120            | 252            | 275              |
| \$500,000 to \$999,999  | 1 651     | 3            | 5              | 7              | 11             | 27               |
| \$1,000,000 to \$1,999,999  | 827       | 2            | 2              | -              | 1              | 1                |
| \$2,000,000 to \$4,999,999  | 364       | -            | 1              | -              | -              | -                |
| \$5,000,000 or more   | 63        | -            | 1              | -              | -              | -                |
| <b>VALUE OF MACHINERY AND EQUIPMENT<sup>1</sup></b>                           |           |              |                |                |                |                  |
| Estimated market value of all machinery and equipment                         | 34 023    | 1 264        | 6 460          | 2 715          | 3 890          | 3 975            |
| \$1,000..   | 1 187 399 | 21 292       | 88 524         | 39 343         | 62 190         | 78 456           |
| Farms by value group:   |           |              |                |                |                |                  |
| \$1 to \$4,999  | 3 295     | 182          | 1 018          | 430            | 486            | 403              |
| \$5,000 to \$9,999  | 9 648     | 616          | 2 949          | 1 047          | 1 382          | 1 144            |
| \$10,000 to \$19,999  | 7 230     | 219          | 1 279          | 655            | 1 057          | 1 171            |
| \$20,000 to \$49,999  | 7 938     | 146          | 956            | 487            | 774            | 929              |
| \$50,000 to \$99,999  | 3 215     | 68           | 197            | 56             | 141            | 276              |
| \$100,000 to \$199,999  | 1 656     | 30           | 38             | 35             | 43             | 36               |
| \$200,000 to \$499,999  | 864       | 3            | 23             | 5              | 6              | 15               |
| \$500,000 or more   | 177       | -            | -              | -              | 1              | 1                |
| <b>SELECTED MACHINERY AND EQUIPMENT<sup>1</sup></b>                           |           |              |                |                |                |                  |
| Motortrucks, including pickups  | 28 929    | 968          | 4 991          | 2 171          | 3 252          | 3 356            |
| number..  | 50 617    | 1 318        | 6 832          | 3 028          | 4 549          | 4 824            |
| Wheel tractors  | 30 458    | 997          | 5 489          | 2 325          | 3 419          | 3 591            |
| number..  | 62 506    | 1 477        | 7 700          | 3 350          | 5 179          | 6 022            |
| Less than 40 horsepower (PTO)   | 18 014    | 724          | 3 548          | 1 413          | 1 978          | 2 043            |
| number..  | 20 803    | 857          | 4 185          | 1 710          | 2 346          | 2 612            |
| 40 horsepower (PTO) or more   | 20 607    | 414          | 2 664          | 1 298          | 2 077          | 2 399            |
| number..  | 41 703    | 620          | 3 515          | 1 640          | 2 833          | 3 410            |
| Grain and bean combines   | 5 315     | 37           | 258            | 142            | 204            | 404              |
| number..  | 7 371     | 52           | 323            | 163            | 229            | 445              |
| Cottonpickers and strippers   | 2 808     | 20           | 61             | 105            | 61             | 138              |
| number..  | 4 660     | 29           | 61             | 127            | 92             | 153              |
| Mower conditioners  | 6 992     | 97           | 695            | 373            | 768            | 696              |
| number..  | 8 029     | 114          | 773            | 399            | 808            | 788              |
| Pickup balers   | 8 587     | 102          | 707            | 430            | 960            | 914              |
| number..  | 10 222    | 122          | 805            | 449            | 1 092          | 999              |
| <b>AGRICULTURAL CHEMICALS<sup>1</sup></b>                                     |           |              |                |                |                |                  |
| Commercial fertilizer   | 22 555    | 308          | 3 356          | 1 677          | 2 550          | 2 690            |
| acres on which used..   | 3 085 212 | 990          | 48 587         | 38 884         | 63 391         | 94 931           |
| Lime  | 4 896     | 42           | 602            | 322            | 503            | 592              |
| acres on which used..   | 291 340   | 154          | 6 897          | 6 782          | 9 782          | 12 803           |
| tons..  | 353 369   | 245          | 7 405          | 7 724          | 11 531         | 17 045           |
| Sprays, dusts, granules, fumigants, etc., to control—                         |           |              |                |                |                |                  |
| Insects on hay and other crops  | 7 182     | 133          | 884            | 430            | 543            | 573              |
| acres on which used..   | 1 508 903 | 290          | 9 965          | 8 852          | 9 933          | 17 244           |
| Nematodes in crops  | 436       | 1            | 25             | 31             | 36             | 27               |
| acres on which used..   | 113 361   | (D)          | (D)            | 520            | 950            | 296              |
| Diseases in crops and orchards  | 1 600     | 36           | 257            | 64             | 102            | 123              |
| acres on which used..   | 317 737   | 53           | 1 748          | 974            | 1 740          | 2 700            |
| Weeds, grass, or brush in crops and pasture                                   | 11 043    | 117          | 1 210          | 599            | 950            | 1 116            |
| acres on which used..   | 2 863 229 | 433          | 16 872         | 15 206         | 24 046         | 45 849           |
| Chemicals for defoliation or for growth control of crops or thinning of fruit | 3 391     | 28           | 220            | 147            | 135            | 187              |
| acres on which used..   | 928 681   | 54           | 2 128          | 3 046          | 2 455          | 6 057            |

See footnotes at end of table.



Table 51. Summary by Size of Farm: 1987—Con.

[For meaning of abbreviations and symbols, see introductory text]

| Item  | 140 to 179 acres | 180 to 219 acres | 220 to 259 acres | 260 to 499 acres | 500 to 999 acres | 1,000 to 1,999 acres | 2,000 acres or more |
|---|------------------|------------------|------------------|------------------|------------------|----------------------|---------------------|
| <b>LAND IN FARMS ACCORDING TO USE—Con.</b>  |                  |                  |                  |                  |                  |                      |                     |
| Pastureland and rangeland other than cropland and woodland pastured ----- farms..           | 1 015            | 736              | 472              | 1 254            | 784              | 385                  | 254                 |
| acres..   | 62 565           | 57 388           | 40 886           | 152 384          | 161 818          | 164 804              | 328 323             |
| Land in house lots, ponds, roads, wasteland, etc. ----- farms..                             | 1 715            | 1 242            | 867              | 2 517            | 1 602            | 868                  | 511                 |
| acres..   | 28 952           | 25 192           | 20 218           | 81 514           | 79 642           | 73 990               | 110 933             |
| Cropland under federal acreage reduction programs:  |                  |                  |                  |                  |                  |                      |                     |
| Annual commodity acreage adjustment programs ----- farms..                                  | 204              | 211              | 162              | 912              | 1 270            | 926                  | 617                 |
| acres..   | 2 936            | 3 494            | 3 540            | 36 599           | 108 274          | 139 979              | 221 503             |
| Conservation reserve program ----- farms..  | 127              | 102              | 89               | 322              | 231              | 155                  | 79                  |
| acres..   | 5 725            | 5 134            | 4 619            | 23 555           | 29 727           | 28 033               | 27 558              |
| Value of land and buildings <sup>1</sup> ----- farms..                                      | 2 907            | 2 237            | 1 317            | 4 474            | 2 588            | 1 376                | 823                 |
| \$1,000..   | 326 679          | 305 933          | 208 366          | 984 557          | 1 080 607        | 1 161 610            | 1 973 967           |
| Average per farm ----- dollars  | 112 377          | 136 760          | 158 213          | 220 062          | 417 545          | 844 193              | 2 398 502           |
| Average per acre ----- dollars  | 712              | 691              | 666              | 825              | 601              | 622                  | 674                 |
| Farms by value group:   |                  |                  |                  |                  |                  |                      |                     |
| \$1 to \$39,999 -----   | 207              | 98               | 13               | 34               | 1                | -                    | -                   |
| \$40,000 to \$69,999 -----  | 705              | 306              | 148              | 184              | 27               | 1                    | -                   |
| \$70,000 to \$99,999 -----  | 676              | 413              | 247              | 418              | 15               | -                    | -                   |
| \$100,000 to \$149,999 -----  | 670              | 666              | 357              | 840              | 100              | 1                    | -                   |
| \$150,000 to \$199,999 -----  | 339              | 389              | 258              | 914              | 168              | 11                   | -                   |
| \$200,000 to \$499,999 -----  | 282              | 340              | 269              | 1 863            | 1 599            | 311                  | 8                   |
| \$500,000 to \$999,999 -----  | 22               | 17               | 25               | 197              | 575              | 661                  | 101                 |
| \$1,000,000 to \$1,999,999 -----  | 6                | 8                | -                | 24               | 98               | 355                  | 330                 |
| \$2,000,000 to \$4,999,999 -----  | -                | -                | -                | -                | 5                | 34                   | 324                 |
| \$5,000,000 or more -----   | -                | -                | -                | -                | -                | 2                    | 60                  |
| <b>VALUE OF MACHINERY AND EQUIPMENT<sup>1</sup></b>   |                  |                  |                  |                  |                  |                      |                     |
| Estimated market value of all machinery and equipment ----- farms..                         | 2 905            | 2 237            | 1 317            | 4 474            | 2 588            | 1 376                | 822                 |
| \$1,000..   | 57 080           | 51 948           | 34 283           | 160 292          | 176 703          | 180 318              | 236 971             |
| Farms by value group:   |                  |                  |                  |                  |                  |                      |                     |
| \$1 to \$4,999 -----  | 239              | 215              | 75               | 205              | 30               | 9                    | 3                   |
| \$5,000 to \$9,999 -----  | 796              | 531              | 276              | 674              | 154              | 70                   | 9                   |
| \$10,000 to \$19,999 -----  | 769              | 477              | 307              | 885              | 336              | 61                   | 14                  |
| \$20,000 to \$49,999 -----  | 861              | 756              | 436              | 1 586            | 736              | 209                  | 62                  |
| \$50,000 to \$99,999 -----  | 205              | 198              | 161              | 811              | 682              | 306                  | 94                  |
| \$100,000 to \$199,999 -----  | 25               | 44               | 41               | 273              | 507              | 395                  | 189                 |
| \$200,000 to \$499,999 -----  | 10               | 16               | 1                | 36               | 141              | 296                  | 312                 |
| \$500,000 or more -----   | -                | -                | -                | 4                | 2                | 30                   | 139                 |
| <b>SELECTED MACHINERY AND EQUIPMENT<sup>1</sup></b>   |                  |                  |                  |                  |                  |                      |                     |
| Motortrucks, including pickups ----- farms..  | 2 520            | 1 955            | 1 193            | 3 973            | 2 433            | 1 309                | 808                 |
| number..  | 3 701            | 3 060            | 1 900            | 7 299            | 5 775            | 4 328                | 4 003               |
| Wheel tractors ----- farms..  | 2 658            | 1 980            | 1 222            | 4 152            | 2 492            | 1 330                | 803                 |
| number..  | 4 709            | 3 540            | 2 406            | 9 286            | 7 361            | 5 746                | 5 728               |
| Less than 40 horsepower (PTO) ----- farms..   | 1 508            | 946              | 601              | 1 812            | 881              | 328                  | 232                 |
| number..  | 1 965            | 1 234            | 785              | 2 606            | 1 324            | 596                  | 583                 |
| 40 horsepower (PTO) or more ----- farms..   | 1 747            | 1 500            | 953              | 3 362            | 2 180            | 1 240                | 773                 |
| number..  | 2 744            | 2 306            | 1 623            | 6 880            | 6 037            | 5 150                | 5 145               |
| Grain and bean combines ----- farms..   | 248              | 223              | 199              | 1 034            | 1 099            | 859                  | 608                 |
| number..  | 298              | 285              | 203              | 1 306            | 1 474            | 1 352                | 1 241               |
| Cottonpickers and strippers ----- farms..   | 106              | 86               | 93               | 484              | 627              | 560                  | 467                 |
| number..  | 115              | 87               | 97               | 594              | 979              | 1 057                | 1 269               |
| Mower conditioners ----- farms..  | 757              | 593              | 390              | 1 289            | 775              | 337                  | 222                 |
| number..  | 829              | 689              | 439              | 1 496            | 941              | 449                  | 304                 |
| Pickup balers ----- farms..   | 824              | 768              | 565              | 1 774            | 941              | 382                  | 220                 |
| number..  | 999              | 870              | 713              | 2 132            | 1 241            | 491                  | 309                 |
| <b>AGRICULTURAL CHEMICALS<sup>1</sup></b>   |                  |                  |                  |                  |                  |                      |                     |
| Commercial fertilizer ----- farms..   | 2 033            | 1 481            | 955              | 3 345            | 2 139            | 1 245                | 776                 |
| acres on which used..   | 90 819           | 78 163           | 67 428           | 371 913          | 556 731          | 659 857              | 1 013 518           |
| Lime ----- farms..  | 520              | 432              | 182              | 745              | 526              | 283                  | 147                 |
| acres on which used..   | 14 437           | 19 316           | 5 328            | 46 695           | 55 190           | 54 982               | 58 974              |
| tons..  | 15 293           | 20 961           | 5 594            | 52 628           | 67 461           | 64 818               | 82 664              |
| Sprays, dusts, granules, fumigants, etc., to control—                                       |                  |                  |                  |                  |                  |                      |                     |
| Insects on hay and other crops ----- farms..  | 391              | 407              | 240              | 1 089            | 1 081            | 789                  | 612                 |
| acres on which used..   | 18 231           | 18 812           | 19 266           | 117 056          | 238 419          | 373 895              | 676 940             |
| Nematodes in crops ----- farms..  | 16               | 23               | 7                | 82               | 60               | 76                   | 52                  |
| acres on which used..   | 374              | 1 919            | 526              | 11 753           | 17 077           | 31 431               | 48 443              |
| Diseases in crops and orchards ----- farms..  | 84               | 66               | 31               | 205              | 268              | 193                  | 171                 |
| acres on which used..   | 1 468            | 1 648            | 1 913            | 22 054           | 51 462           | 77 189               | 154 788             |
| Weeds, grass, or brush in crops and pasture ----- farms..                                   | 904              | 637              | 472              | 1 902            | 1 543            | 966                  | 627                 |
| acres on which used..   | 47 292           | 40 593           | 37 853           | 273 289          | 522 086          | 698 264              | 1 141 446           |
| Chemicals for defoliation or for growth control of crops or thinning of fruit ----- farms.. | 119              | 114              | 113              | 626              | 704              | 555                  | 443                 |
| acres on which used..   | 5 790            | 5 906            | 10 534           | 75 897           | 153 104          | 222 609              | 441 101             |

See footnotes at end of table.

**Table 51. Summary by Size of Farm: 1987—Con.**

[For meaning of abbreviations and symbols, see introductory text]

| Item   | Total     | 1 to 9 acres | 10 to 49 acres | 50 to 69 acres | 70 to 99 acres | 100 to 139 acres |
|--|-----------|--------------|----------------|----------------|----------------|------------------|
| <b>TENURE AND RACE OF OPERATOR</b>                           |           |              |                |                |                |                  |
| All operators .....  | 34 074    | 1 387        | 6 240          | 2 748          | 3 942          | 3 943            |
| Full owners .....  | 22 012    | 1 223        | 5 012          | 2 168          | 3 031          | 2 812            |
| Part owners .....  | 8 949     | 65           | 791            | 428            | 707            | 857              |
| Tenants .....  | 3 113     | 99           | 437            | 152            | 204            | 274              |
| White .....  | 31 041    | 1 113        | 5 314          | 2 418          | 3 474          | 3 553            |
| Full owners .....  | 19 820    | 987          | 4 293          | 1 913          | 2 672          | 2 547            |
| Part owners .....  | 8 363     | 47           | 663            | 380            | 634            | 769              |
| Tenants .....  | 2 858     | 79           | 358            | 125            | 168            | 237              |
| Black and other races .....                                  | 3 033     | 274          | 926            | 330            | 468            | 390              |
| Full owners .....  | 2 192     | 236          | 719            | 255            | 359            | 265              |
| Part owners .....  | 586       | 18           | 128            | 48             | 73             | 88               |
| Tenants .....  | 255       | 20           | 79             | 27             | 36             | 37               |
| <b>OWNED AND RENTED LAND</b>                                 |           |              |                |                |                |                  |
| Land owned .....   | 31 053    | 1 290        | 5 822          | 2 599          | 3 746          | 3 676            |
| farms.....   | 6 669 006 | 32 143       | 183 233        | 150 329        | 298 726        | 395 814          |
| acres.....   | 30 961    | 1 288        | 5 803          | 2 596          | 3 738          | 3 669            |
| Owned land in farms.....                                     | 6 188 030 | 4 252        | 158 839        | 137 105        | 276 778        | 372 551          |
| Land rented or leased from others .....                      | 12 151    | 178          | 1 232          | 583            | 918            | 1 137            |
| farms.....   | 4 672 996 | 1 473        | 29 807         | 24 200         | 49 679         | 89 028           |
| acres.....   | 12 062    | 164          | 1 228          | 580            | 911            | 1 131            |
| Rented or leased land in farms .....                         | 4 558 160 | 606          | 28 218         | 23 610         | 48 560         | 86 693           |
| Land rented or leased to others.....                         | 3 211     | 183          | 415            | 207            | 303            | 333              |
| farms.....   | 595 812   | 28 758       | 25 983         | 13 814         | 23 067         | 25 598           |
| acres.....   |           |              |                |                |                |                  |
| <b>OPERATOR CHARACTERISTICS</b>                              |           |              |                |                |                |                  |
| Operators by place of residence:                             |           |              |                |                |                |                  |
| On farm operated .....                                       | 22 945    | 747          | 4 317          | 1 947          | 2 775          | 2 726            |
| Not on farm operated .....                                   | 7 454     | 350          | 1 150          | 492            | 731            | 816              |
| Not reported .....   | 3 675     | 290          | 773            | 309            | 436            | 401              |
| Operators by principal occupation:                           |           |              |                |                |                |                  |
| Farming .....  | 15 111    | 412          | 1 783          | 870            | 1 329          | 1 521            |
| Other .....  | 18 963    | 975          | 4 457          | 1 878          | 2 613          | 2 422            |
| Operators by days of work off farm:                          |           |              |                |                |                |                  |
| None .....   | 12 581    | 461          | 1 741          | 829            | 1 220          | 1 286            |
| Any .....  | 19 421    | 841          | 4 190          | 1 783          | 2 495          | 2 408            |
| 1 to 99 days .....   | 2 684     | 88           | 457            | 235            | 291            | 290              |
| 100 to 199 days .....  | 3 219     | 112          | 643            | 272            | 383            | 428              |
| 200 days or more .....                                       | 13 518    | 641          | 3 090          | 1 276          | 1 821          | 1 690            |
| Not reported .....   | 2 072     | 85           | 309            | 136            | 227            | 249              |
| Operators by years on present farm:                          |           |              |                |                |                |                  |
| 2 years or less .....  | 2 009     | 105          | 423            | 149            | 175            | 210              |
| 3 or 4 years .....   | 2 060     | 139          | 536            | 184            | 229            | 210              |
| 5 to 9 years .....   | 4 177     | 224          | 993            | 382            | 532            | 463              |
| 10 years or more .....                                       | 17 517    | 337          | 2 524          | 1 300          | 2 019          | 2 107            |
| Average years on present farm .....                          | 19.0      | 12.3         | 15.1           | 17.6           | 19.4           | 20.1             |
| Not reported .....   | 8 311     | 582          | 1 764          | 733            | 987            | 953              |
| Operators by age group:                                      |           |              |                |                |                |                  |
| Under 25 years .....   | 363       | 18           | 71             | 26             | 40             | 41               |
| 25 to 34 years .....   | 2 979     | 157          | 614            | 198            | 306            | 279              |
| 35 to 44 years .....   | 6 311     | 340          | 1 354          | 533            | 677            | 654              |
| 45 to 49 years .....   | 3 606     | 139          | 686            | 285            | 426            | 426              |
| 50 to 54 years .....   | 3 910     | 134          | 721            | 346            | 399            | 463              |
| 55 to 59 years .....   | 4 100     | 124          | 706            | 354            | 490            | 463              |
| 60 to 64 years .....   | 4 304     | 153          | 665            | 312            | 530            | 529              |
| 65 to 69 years .....   | 3 570     | 114          | 612            | 279            | 426            | 432              |
| 70 years and over .....                                      | 4 931     | 208          | 811            | 415            | 648            | 656              |
| Average age .....  | 53.8      | 52.0         | 52.4           | 54.2           | 54.9           | 55.0             |
| Operators by sex:  |           |              |                |                |                |                  |
| Male .....   | 31 893    | 1 248        | 5 765          | 2 544          | 3 660          | 3 656            |
| Female .....   | 2 181     | 139          | 475            | 204            | 282            | 287              |
| Operators of Spanish origin (see text) .....                 | 48        | 3            | 12             | 4              | 6              | 3                |
| <b>FARMS BY TYPE OF ORGANIZATION</b>                         |           |              |                |                |                |                  |
| Individual or family (sole proprietorship) .....             | 30 326    | 1 263        | 5 927          | 2 589          | 3 716          | 3 695            |
| farms.....   | 7 090 376 | 4 482        | 177 961        | 151 475        | 306 609        | 430 747          |
| acres.....   | 2 770     | 80           | 250            | 141            | 178            | 195              |
| Partnership .....  | 2 872 712 | 245          | 7 269          | 8 179          | 14 762         | 22 382           |
| farms.....   |           |              |                |                |                |                  |
| acres.....   |           |              |                |                |                |                  |
| Corporation:   |           |              |                |                |                |                  |
| Family held .....  | 709       | 26           | 31             | 12             | 26             | 34               |
| farms.....   | 753 088   | 71           | 875            | 699            | 2 169          | 3 961            |
| acres.....   | 15        | -            | 2              | -              | -              | 3                |
| More than 10 stockholders .....                              | 694       | 26           | 29             | 12             | 26             | 31               |
| 10 or less stockholders .....                                |           |              |                |                |                |                  |
| Other than family held .....                                 | 114       | 7            | 10             | 2              | 3              | 5                |
| farms.....   | 137 712   | 20           | 248            | (D)            | 255            | 606              |
| acres.....   | 13        | 1            | 3              | -              | 1              | 1                |
| More than 10 stockholders .....                              | 101       | 6            | 7              | 2              | 2              | 4                |
| 10 or less stockholders .....                                |           |              |                |                |                |                  |
| Other—cooperative, estate or trust, institutional, etc. .... | 155       | 11           | 22             | 4              | 19             | 14               |
| farms.....   | 92 302    | 40           | 704            | (D)            | 1 543          | 1 548            |
| acres.....   |           |              |                |                |                |                  |

See footnotes at end of table.

Table 51. Summary by Size of Farm: 1987—Con.

[For meaning of abbreviations and symbols, see introductory text]

| Item  | 140 to 179 acres | 180 to 219 acres | 220 to 259 acres | 260 to 499 acres | 500 to 999 acres | 1,000 to 1,999 acres | 2,000 acres or more |
|---|------------------|------------------|------------------|------------------|------------------|----------------------|---------------------|
| <b>TENURE AND RACE OF OPERATOR</b>                            |                  |                  |                  |                  |                  |                      |                     |
| All operators .....   | 2 873            | 2 061            | 1 437            | 4 291            | 2 884            | 1 445                | 823                 |
| Full owners .....   | 2 016            | 1 326            | 868              | 2 103            | 953              | 336                  | 164                 |
| Part owners .....   | 685              | 610              | 472              | 1 752            | 1 391            | 771                  | 420                 |
| Tenants .....   | 172              | 125              | 97               | 436              | 540              | 338                  | 239                 |
| White .....   | 2 678            | 1 938            | 1 353            | 4 144            | 2 814            | 1 432                | 810                 |
| Full owners .....   | 1 887            | 1 254            | 820              | 2 034            | 926              | 328                  | 159                 |
| Part owners .....   | 631              | 566              | 439              | 1 698            | 1 358            | 767                  | 413                 |
| Tenants .....   | 160              | 118              | 94               | 412              | 532              | 337                  | 238                 |
| Black and other races .....                                   | 195              | 123              | 84               | 147              | 70               | 13                   | 13                  |
| Full owners .....   | 129              | 72               | 48               | 69               | 27               | 8                    | 5                   |
| Part owners .....   | 54               | 44               | 33               | 54               | 35               | 4                    | 7                   |
| Tenants .....   | 12               | 7                | 3                | 24               | 8                | 1                    | 1                   |
| <b>OWNED AND RENTED LAND</b>                                  |                  |                  |                  |                  |                  |                      |                     |
| Land owned .....  | 2 704            | 1 939            | 1 347            | 3 865            | 2 365            | 1 111                | 589                 |
| acres .....   | 386 452          | 343 888          | 279 382          | 1 112 898        | 1 153 684        | 967 069              | 1 365 388           |
| Owned land in farms .....                                     | 2 701            | 1 936            | 1 340            | 3 855            | 2 344            | 1 107                | 584                 |
| acres .....   | 364 132          | 317 519          | 260 671          | 1 039 168        | 1 055 487        | 903 510              | 1 298 018           |
| Land rented or leased from others .....                       | 868              | 741              | 572              | 2 205            | 1 942            | 1 114                | 861                 |
| acres .....   | 89 497           | 91 670           | 84 592           | 497 861          | 957 856          | 1 081 301            | 1 676 032           |
| Rented or leased land in farms .....                          | 857              | 735              | 569              | 2 188            | 1 931            | 1 109                | 659                 |
| acres .....   | 87 801           | 89 967           | 81 108           | 483 921          | 940 733          | 1 055 300            | 1 631 643           |
| Land rented or leased to others .....                         | 241              | 214              | 135              | 466              | 384              | 198                  | 132                 |
| acres .....   | 24 016           | 28 072           | 22 195           | 87 670           | 115 320          | 89 560               | 111 759             |
| <b>OPERATOR CHARACTERISTICS</b>                               |                  |                  |                  |                  |                  |                      |                     |
| Operators by place of residence:                              |                  |                  |                  |                  |                  |                      |                     |
| On farm operated .....  | 2 001            | 1 416            | 1 013            | 2 906            | 1 773            | 872                  | 452                 |
| Not on farm operated .....                                    | 557              | 461              | 299              | 1 006            | 877              | 432                  | 283                 |
| Not reported .....  | 315              | 184              | 125              | 379              | 234              | 141                  | 88                  |
| Operators by principal occupation:                            |                  |                  |                  |                  |                  |                      |                     |
| Farming .....   | 1 172            | 891              | 666              | 2 412            | 2 081            | 1 246                | 728                 |
| Other .....   | 1 701            | 1 170            | 771              | 1 879            | 803              | 199                  | 95                  |
| Operators by days of work off farm:                           |                  |                  |                  |                  |                  |                      |                     |
| None .....  | 953              | 777              | 522              | 1 775            | 1 496            | 934                  | 587                 |
| Any .....   | 1 715            | 1 171            | 817              | 2 234            | 1 174            | 404                  | 189                 |
| 1 to 99 days .....  | 185              | 130              | 136              | 384              | 294              | 129                  | 65                  |
| 100 to 199 days .....   | 273              | 209              | 154              | 390              | 242              | 86                   | 27                  |
| 200 days or more .....  | 1 257            | 832              | 527              | 1 460            | 638              | 189                  | 97                  |
| Not reported .....  | 205              | 113              | 98               | 282              | 214              | 107                  | 47                  |
| Operators by years on present farm:                           |                  |                  |                  |                  |                  |                      |                     |
| 2 years or less .....   | 122              | 93               | 66               | 228              | 233              | 106                  | 99                  |
| 3 or 4 years .....  | 139              | 85               | 77               | 195              | 156              | 74                   | 36                  |
| 5 to 9 years .....  | 314              | 210              | 135              | 437              | 309              | 131                  | 47                  |
| 10 years or more .....  | 1 574            | 1 207            | 874              | 2 612            | 1 674            | 825                  | 464                 |
| Average years on present farm .....                           | 20.5             | 21.1             | 21.4             | 21.6             | 19.8             | 20.0                 | 20.7                |
| Not reported .....  | 724              | 466              | 285              | 819              | 512              | 309                  | 177                 |
| Operators by age group:                                       |                  |                  |                  |                  |                  |                      |                     |
| Under 25 years .....  | 27               | 17               | 9                | 49               | 44               | 16                   | 5                   |
| 25 to 34 years .....  | 204              | 144              | 96               | 381              | 358              | 172                  | 70                  |
| 35 to 44 years .....  | 440              | 343              | 202              | 694              | 569              | 346                  | 159                 |
| 45 to 49 years .....  | 266              | 202              | 144              | 445              | 312              | 161                  | 114                 |
| 50 to 54 years .....  | 354              | 239              | 191              | 502              | 293              | 157                  | 111                 |
| 55 to 59 years .....  | 376              | 262              | 171              | 515              | 362              | 189                  | 108                 |
| 60 to 64 years .....  | 411              | 271              | 201              | 603              | 365              | 165                  | 99                  |
| 65 to 69 years .....  | 334              | 246              | 171              | 483              | 268              | 122                  | 85                  |
| 70 years and over .....                                       | 461              | 337              | 252              | 519              | 315              | 137                  | 72                  |
| Average age .....   | 55.4             | 55.3             | 55.9             | 54.3             | 51.6             | 50.7                 | 52.3                |
| Operators by sex:   |                  |                  |                  |                  |                  |                      |                     |
| Male .....  | 2 679            | 1 919            | 1 375            | 4 071            | 2 765            | 1 405                | 806                 |
| Female .....  | 194              | 142              | 62               | 220              | 119              | 40                   | 17                  |
| Operators of Spanish origin (see text) .....                  | 3                | 3                | -                | 8                | 3                | 2                    | 1                   |
| <b>FARMS BY TYPE OF ORGANIZATION</b>                          |                  |                  |                  |                  |                  |                      |                     |
| Individual or family (sole proprietorship) .....              | 2 675            | 1 897            | 1 299            | 3 841            | 2 310            | 839                  | 275                 |
| acres .....   | 420 429          | 375 007          | 308 748          | 1 359 804        | 1 584 921        | 1 100 948            | 869 245             |
| Partnership .....   | 168              | 130              | 111              | 308              | 355              | 433                  | 421                 |
| acres .....   | 26 727           | 25 722           | 26 669           | 109 312          | 255 069          | 616 401              | 1 559 975           |
| Corporation:  |                  |                  |                  |                  |                  |                      |                     |
| Family held .....   | 15               | 20               | 24               | 98               | 178              | 147                  | 98                  |
| acres .....   | 2 394            | 3 943            | 5 671            | 37 618           | 127 810          | 205 890              | 361 987             |
| More than 10 stockholders .....                               | 1                | -                | -                | -                | 1                | 3                    | 5                   |
| 10 or less stockholders .....                                 | 14               | 20               | 24               | 98               | 177              | 144                  | 93                  |
| Other than family held .....                                  | 2                | 1                | 1                | 25               | 23               | 17                   | 18                  |
| acres .....   | (D)              | (D)              | (D)              | 9 428            | 16 172           | 23 641               | 86 470              |
| More than 10 stockholders .....                               | -                | -                | -                | 2                | -                | 1                    | 4                   |
| 10 or less stockholders .....                                 | 2                | 1                | 1                | 23               | 23               | 16                   | 14                  |
| Other—cooperative, estate or trust, institutional, etc. ..... | 13               | 13               | 2                | 19               | 18               | 9                    | 11                  |
| acres .....   | (D)              | (D)              | (D)              | 6 927            | 12 248           | 11 830               | 51 984              |

See footnotes at end of table.

**Table 51. Summary by Size of Farm: 1987—Con.**

[For meaning of abbreviations and symbols, see introductory text]

| Item  | Total     | 1 to 9 acres | 10 to 49 acres | 50 to 69 acres | 70 to 99 acres | 100 to 139 acres |
|---|-----------|--------------|----------------|----------------|----------------|------------------|
| <b>FARMS BY SIZE</b>  |           |              |                |                |                |                  |
| 1 to 9 acres .....  | 1 387     | 1 387        | -              | -              | -              | -                |
| 10 to 49 acres .....  | 6 240     | -            | 6 240          | -              | -              | -                |
| 50 to 69 acres .....  | 2 748     | -            | -              | 2 748          | -              | -                |
| 70 to 99 acres .....  | 3 942     | -            | -              | -              | 3 942          | -                |
| 100 to 139 acres .....  | 3 943     | -            | -              | -              | -              | 3 943            |
| 140 to 179 acres .....  | 2 873     | -            | -              | -              | -              | -                |
| 180 to 219 acres .....  | 2 061     | -            | -              | -              | -              | -                |
| 220 to 259 acres .....  | 1 437     | -            | -              | -              | -              | -                |
| 260 to 499 acres .....  | 4 291     | -            | -              | -              | -              | -                |
| 500 to 999 acres .....  | 2 884     | -            | -              | -              | -              | -                |
| 1,000 to 1,999 acres .....  | 1 445     | -            | -              | -              | -              | -                |
| 2,000 acres or more .....   | 823       | -            | -              | -              | -              | -                |
| <b>FARMS BY STANDARD INDUSTRIAL CLASSIFICATION</b>  |           |              |                |                |                |                  |
| Cash grains (011) .....   | 4 274     | 29           | 516            | 217            | 364            | 405              |
| Field crops, except cash grains (013) .....   | 4 518     | 33           | 438            | 231            | 320            | 371              |
| Cotton (0131) .....   | 3 176     | 28           | 177            | 88             | 125            | 179              |
| Tobacco (0132) .....  | -         | -            | -              | -              | -              | -                |
| Sugarcane and sugar beets; Irish potatoes; field crops, except cash grains, n.e.c. (0133, 0134, 0139) ..... | 1 342     | 5            | 261            | 143            | 195            | 192              |
| Vegetables and melons (016) .....   | 435       | 35           | 168            | 46             | 50             | 43               |
| Fruits and tree nuts (017) .....  | 460       | 57           | 168            | 37             | 42             | 37               |
| Horticultural specialties (018) .....   | 237       | 85           | 86             | 13             | 15             | 14               |
| General farms, primarily crop (019) .....   | 783       | 13           | 160            | 76             | 97             | 84               |
| Livestock, except dairy, poultry, and animal specialties (021) .....  | 19 441    | 804          | 3 817          | 1 835          | 2 689          | 2 556            |
| Beef cattle, except feedlots (0212) .....   | 17 939    | 603          | 3 390          | 1 704          | 2 525          | 2 397            |
| Dairy farms (024) .....   | 818       | 11           | 22             | 21             | 37             | 72               |
| Poultry and eggs (025) .....  | 1 470     | 136          | 412            | 164            | 202            | 206              |
| Animal specialties (027) .....  | 1 233     | 170          | 395            | 96             | 112            | 105              |
| General farms, primarily livestock and animal specialties (029) .....                                       | 405       | 14           | 58             | 12             | 14             | 50               |
| <b>LIVESTOCK</b>  |           |              |                |                |                |                  |
| Cattle and calves inventory .....   | 22 482    | 670          | 3 959          | 1 993          | 2 952          | 2 901            |
| Farms with—   | 1 147 219 | 11 855       | 59 426         | 39 657         | 72 600         | 87 212           |
| 1 to 9 .....  | 3 616     | 316          | 1 525          | 443            | 422            | 336              |
| 10 to 49 .....  | 12 936    | 305          | 2 380          | 1 469          | 2 295          | 2 120            |
| 50 to 99 .....  | 3 507     | 37           | 54             | 74             | 221            | 398              |
| 100 to 199 .....  | 1 603     | 10           | 10             | 5              | 11             | 43               |
| 200 to 499 .....  | 648       | 2            | 9              | -              | 3              | 4                |
| 500 or more .....   | 172       | -            | 1              | 2              | -              | -                |
| Cows and heifers that had calved .....  | 20 011    | 503          | 3 193          | 1 686          | 2 604          | 2 647            |
| Beef cows .....   | 651 146   | 6 768        | 30 762         | 22 504         | 42 318         | 52 474           |
| Farms with—   | 19 008    | 468          | 3 050          | 1 632          | 2 529          | 2 549            |
| 1 to 9 .....  | 5 096     | 268          | 1 865          | 653            | 742            | 615              |
| 10 to 49 .....  | 11 192    | 179          | 1 168          | 968            | 1 759          | 1 847            |
| 50 to 99 .....  | 1 817     | 17           | 12             | 10             | 22             | 77               |
| 100 to 199 .....  | 601       | 3            | 2              | -              | 4              | 8                |
| 200 to 499 .....  | 271       | 1            | 3              | -              | 2              | 2                |
| 500 or more .....   | 31        | -            | -              | 1              | -              | -                |
| Milk cows .....   | 1 643     | 62           | 266            | 103            | 168            | 163              |
| Farms with—   | 71 834    | 640          | 1 076          | 749            | 1 455          | 2 863            |
| 1 to 4 .....  | 675       | 43           | 212            | 61             | 103            | 79               |
| 5 to 9 .....  | 111       | 8            | 35             | 15             | 25             | 14               |
| 10 to 49 .....  | 284       | 7            | 16             | 27             | 32             | 49               |
| 50 to 99 .....  | 320       | 4            | 3              | -              | 8              | 21               |
| 100 to 199 .....  | 216       | -            | -              | -              | -              | -                |
| 200 to 499 .....  | 33        | -            | -              | -              | -              | -                |
| 500 or more .....   | 4         | -            | -              | -              | -              | -                |
| Heifers and heifer calves .....   | 17 339    | 438          | 2 832          | 1 451          | 2 267          | 2 227            |
| Steers, steer calves, bulls, and bull calves .....  | 262 880   | 2 720        | 13 555         | 8 674          | 16 363         | 18 861           |
| Farms with—   | 18 816    | 482          | 3 136          | 1 630          | 2 501          | 2 423            |
| 1 to 9 .....  | 233 193   | 2 367        | 15 109         | 8 479          | 13 919         | 15 877           |
| Cattle and calves sold .....  | 22 087    | 590          | 3 590          | 1 931          | 2 931          | 2 909            |
| Farms with—   | 638 685   | 6 950        | 35 716         | 24 639         | 42 647         | 46 294           |
| \$1,000 .....   | 212 736   | 2 124        | 10 841         | 7 219          | 12 630         | 13 396           |
| Calves .....  | 18 975    | 491          | 3 008          | 1 694          | 2 589          | 2 534            |
| Farms with—   | 346 803   | 3 767        | 23 337         | 17 711         | 27 267         | 30 740           |
| \$1,000 .....   | 90 737    | 920          | 6 198          | 4 696          | 6 912          | 7 649            |
| Cattle .....  | 13 533    | 334          | 2 059          | 1 055          | 1 725          | 1 689            |
| Farms with—   | 291 882   | 3 183        | 12 379         | 6 928          | 15 380         | 15 554           |
| \$1,000 .....   | 121 999   | 1 204        | 4 643          | 2 523          | 5 718          | 5 747            |
| Fattened on grain and concentrates .....  | 1 021     | 37           | 199            | 95             | 152            | 110              |
| Farms with—   | 28 127    | 314          | 1 432          | 769            | 1 583          | 1 023            |
| \$1,000 .....   | 13 567    | 121          | 543            | 297            | 671            | 373              |

See footnotes at end of table.

Table 51. Summary by Size of Farm: 1987—Con.

[For meaning of abbreviations and symbols, see introductory text]

| Item  | 140 to 179 acres | 180 to 219 acres | 220 to 259 acres | 260 to 499 acres | 500 to 999 acres | 1,000 to 1,999 acres | 2,000 acres or more |
|---|------------------|------------------|------------------|------------------|------------------|----------------------|---------------------|
| <b>FARMS BY SIZE</b>  |                  |                  |                  |                  |                  |                      |                     |
| 1 to 9 acres  | -                | -                | -                | -                | -                | -                    | -                   |
| 10 to 49 acres  | -                | -                | -                | -                | -                | -                    | -                   |
| 50 to 69 acres  | -                | -                | -                | -                | -                | -                    | -                   |
| 70 to 99 acres  | -                | -                | -                | -                | -                | -                    | -                   |
| 100 to 139 acres  | -                | -                | -                | -                | -                | -                    | -                   |
| 140 to 179 acres  | 2 873            | -                | -                | -                | -                | -                    | -                   |
| 180 to 219 acres  | -                | 2 061            | -                | -                | -                | -                    | -                   |
| 220 to 259 acres  | -                | -                | 1 437            | -                | -                | -                    | -                   |
| 260 to 499 acres  | -                | -                | -                | 4 291            | -                | -                    | -                   |
| 500 to 999 acres  | -                | -                | -                | -                | 2 884            | -                    | -                   |
| 1,000 to 1,999 acres  | -                | -                | -                | -                | -                | 1 445                | -                   |
| 2,000 acres or more   | -                | -                | -                | -                | -                | -                    | 823                 |
| <b>FARMS BY STANDARD INDUSTRIAL CLASSIFICATION</b>  |                  |                  |                  |                  |                  |                      |                     |
| Cash grains (011)   | 294              | 218              | 169              | 651              | 691              | 451                  | 269                 |
| Field crops, except cash grains (013)   | 282              | 241              | 163              | 697              | 805              | 557                  | 380                 |
| Cotton (0131)   | 150              | 126              | 112              | 545              | 734              | 536                  | 376                 |
| Tobacco (0132)  | -                | -                | -                | -                | -                | -                    | -                   |
| Sugarcane and sugar beets; Irish potatoes; field crops, except cash grains, n.e.c. (0133, 0134, 0139) | 132              | 115              | 51               | 152              | 71               | 21                   | 4                   |
| Vegetables and melons (016)   | 27               | 7                | 17               | 32               | 9                | 1                    | -                   |
| Fruits and tree nuts (017)  | 36               | 15               | 18               | 28               | 17               | 5                    | -                   |
| Horticultural specialties (018)   | 9                | -                | 2                | 8                | 4                | -                    | 1                   |
| General farms, primarily crop (019)   | 72               | 43               | 27               | 96               | 52               | 36                   | 27                  |
| Livestock, except dairy, poultry, and animal specialties (021)  | 1 883            | 1 308            | 869              | 2 238            | 1 023            | 297                  | 122                 |
| Beef cattle, except feedlots (0212)   | 1 791            | 1 251            | 827              | 2 111            | 967              | 265                  | 108                 |
| Dairy farms (024)   | 60               | 67               | 69               | 269              | 142              | 42                   | 6                   |
| Poultry and eggs (025)  | 83               | 82               | 39               | 93               | 44               | 6                    | 3                   |
| Animal specialties (027)  | 74               | 48               | 30               | 108              | 54               | 28                   | 13                  |
| General farms, primarily livestock and animal specialties (029)                                       | 53               | 32               | 34               | 71               | 43               | 22                   | 2                   |
| <b>LIVESTOCK</b>  |                  |                  |                  |                  |                  |                      |                     |
| Cattle and calves inventory   | 2 126            | 1 501            | 1 069            | 2 906            | 1 540            | 582                  | 283                 |
| farms   | 80 851           | 69 346           | 54 599           | 207 322          | 183 360          | 119 954              | 161 037             |
| number  |                  |                  |                  |                  |                  |                      |                     |
| Farms with—   |                  |                  |                  |                  |                  |                      |                     |
| 1 to 9  | 187              | 120              | 79               | 117              | 56               | 8                    | 7                   |
| 10 to 49  | 1 391            | 851              | 525              | 1 159            | 347              | 90                   | 24                  |
| 50 to 99  | 467              | 399              | 342              | 952              | 438              | 107                  | 18                  |
| 100 to 199  | 76               | 122              | 118              | 559              | 438              | 160                  | 51                  |
| 200 to 499  | 5                | 9                | 5                | 114              | 243              | 165                  | 89                  |
| 500 or more   | -                | -                | -                | 5                | 18               | 52                   | 94                  |
| Cows and heifers that had calved  | 1 958            | 1 393            | 996              | 2 758            | 1 462            | 544                  | 267                 |
| farms   | 49 217           | 41 895           | 32 641           | 126 179          | 108 940          | 65 535               | 71 913              |
| number  |                  |                  |                  |                  |                  |                      |                     |
| Beef cows   | 1 893            | 1 329            | 939              | 2 502            | 1 336            | 517                  | 264                 |
| farms   | 45 865           | 37 290           | 28 644           | 102 500          | 90 806           | 57 711               | 68 453              |
| number  |                  |                  |                  |                  |                  |                      |                     |
| Farms with—   |                  |                  |                  |                  |                  |                      |                     |
| 1 to 9  | 310              | 193              | 131              | 214              | 78               | 20                   | 7                   |
| 10 to 49  | 1 431            | 960              | 636              | 1 562            | 525              | 127                  | 30                  |
| 50 to 99  | 144              | 159              | 161              | 579              | 446              | 148                  | 42                  |
| 100 to 199  | 5                | 16               | 11               | 135              | 235              | 126                  | 56                  |
| 200 to 499  | 3                | 1                | -                | 12               | 51               | 92                   | 104                 |
| 500 or more   | -                | -                | -                | -                | 1                | 4                    | 25                  |
| Milk cows   | 113              | 94               | 96               | 343              | 164              | 58                   | 13                  |
| farms   | 3 352            | 4 605            | 3 997            | 23 679           | 18 134           | 7 824                | 3 460               |
| number  |                  |                  |                  |                  |                  |                      |                     |
| Farms with—   |                  |                  |                  |                  |                  |                      |                     |
| 1 to 4  | 44               | 25               | 28               | 58               | 13               | 7                    | 2                   |
| 5 to 9  | 5                | -                | 1                | 3                | 2                | -                    | 3                   |
| 10 to 49  | 28               | 17               | 30               | 58               | 13               | 6                    | 1                   |
| 50 to 99  | 33               | 43               | 32               | 127              | 39               | 10                   | -                   |
| 100 to 199  | 3                | 9                | 5                | 94               | 80               | 22                   | 3                   |
| 200 to 499  | -                | -                | -                | 3                | 17               | 12                   | 1                   |
| 500 or more   | -                | -                | -                | -                | -                | 1                    | 3                   |
| Heifers and heifer calves   | 1 671            | 1 208            | 856              | 2 384            | 1 266            | 503                  | 236                 |
| farms   | 17 249           | 15 977           | 12 150           | 47 168           | 41 800           | 28 236               | 40 127              |
| number  |                  |                  |                  |                  |                  |                      |                     |
| Steers, steer calves, bulls, and bull calves  | 1 831            | 1 290            | 915              | 2 509            | 1 333            | 516                  | 250                 |
| farms   | 14 385           | 11 474           | 9 808            | 33 975           | 32 620           | 26 183               | 48 997              |
| number  |                  |                  |                  |                  |                  |                      |                     |
| Cattle and calves sold  | 2 143            | 1 536            | 1 065            | 2 963            | 1 551            | 593                  | 285                 |
| farms   | 46 307           | 37 428           | 29 548           | 109 515          | 92 975           | 65 508               | 101 158             |
| number  |                  |                  |                  |                  |                  |                      |                     |
| \$1,000   | 14 022           | 10 758           | 9 079            | 34 412           | 30 823           | 24 789               | 42 645              |
| Calves  | 1 872            | 1 357            | 931              | 2 564            | 1 290            | 461                  | 184                 |
| farms   | 29 033           | 24 750           | 18 240           | 64 498           | 49 831           | 27 548               | 30 081              |
| number  |                  |                  |                  |                  |                  |                      |                     |
| \$1,000   | 7 283            | 6 052            | 4 759            | 16 753           | 13 578           | 7 656                | 8 282               |
| Cattle  | 1 263            | 932              | 675              | 2 023            | 1 115            | 437                  | 226                 |
| farms   | 17 274           | 12 678           | 11 308           | 45 017           | 43 144           | 37 960               | 71 077              |
| number  |                  |                  |                  |                  |                  |                      |                     |
| \$1,000   | 6 738            | 4 706            | 4 320            | 17 659           | 17 245           | 17 133               | 34 363              |
| Fattened on grain and concentrates  | 66               | 53               | 38               | 133              | 72               | 36                   | 30                  |
| farms   | 1 577            | 764              | 643              | 3 632            | 2 833            | 3 999                | 9 558               |
| number  |                  |                  |                  |                  |                  |                      |                     |
| \$1,000   | 556              | 250              | 248              | 1 452            | 1 407            | 2 114                | 5 536               |

See footnotes at end of table.

**Table 51. Summary by Size of Farm: 1987—Con.**

[For meaning of abbreviations and symbols, see introductory text]

| Item   | Total       | 1 to 9 acres | 10 to 49 acres | 50 to 69 acres | 70 to 99 acres | 100 to 139 acres |
|--|-------------|--------------|----------------|----------------|----------------|------------------|
| <b>LIVESTOCK—Con.</b>  |             |              |                |                |                |                  |
| Hogs and pigs inventory..... farms..                         | 2 237       | 236          | 633            | 204            | 258            | 221              |
| ..... number..   | 179 063     | 9 728        | 29 119         | 7 327          | 6 528          | 13 239           |
| Farms with—  |             |              |                |                |                |                  |
| 1 to 24.....   | 1 592       | 170          | 521            | 158            | 208            | 172              |
| 25 to 49.....  | 189         | 25           | 36             | 24             | 21             | 15               |
| 50 to 99.....  | 171         | 22           | 36             | 7              | 15             | 8                |
| 100 to 199.....  | 108         | 10           | 12             | 5              | 10             | 16               |
| 200 to 499.....  | 102         | 6            | 17             | 5              | 2              | 6                |
| 500 or more.....   | 75          | 3            | 11             | 5              | 2              | 4                |
| Used or to be used for breeding..... farms..                 | 1 306       | 134          | 340            | 126            | 162            | 144              |
| ..... number..   | 23 473      | 1 480        | 4 115          | 1 343          | 1 211          | 2 153            |
| Other..... farms..   | 2 034       | 216          | 559            | 186            | 229            | 205              |
| ..... number..   | 155 590     | 8 248        | 25 004         | 5 984          | 5 317          | 11 086           |
| Hogs and pigs sold..... farms..                              | 1 622       | 185          | 400            | 130            | 180            | 167              |
| ..... number..   | 284 630     | 18 721       | 44 385         | 12 970         | 12 559         | 23 096           |
| ..... \$1,000..  | 28 011      | 1 446        | 3 959          | 1 253          | 1 179          | 2 154            |
| Feeder pigs..... farms..                                     | 401         | 49           | 107            | 38             | 53             | 46               |
| ..... number..   | 46 906      | 9 591        | 11 057         | 2 918          | 2 879          | 6 588            |
| ..... \$1,000..  | 1 808       | 412          | 441            | 101            | 120            | 257              |
| Litters of pigs farrowed between—                            |             |              |                |                |                |                  |
| Dec. 1 of preceding year and Nov. 30..... farms..            | 1 358       | 138          | 354            | 127            | 168            | 157              |
| ..... number..   | 33 653      | 1 989        | 5 479          | 1 688          | 1 717          | 2 900            |
| Dec. 1 and May 31..... farms..                               | 1 231       | 133          | 332            | 115            | 150            | 141              |
| ..... number..   | 16 856      | 1 019        | 2 730          | 837            | 889            | 1 492            |
| June 1 and Nov. 30..... farms..                              | 1 079       | 108          | 279            | 104            | 122            | 120              |
| ..... number..   | 16 797      | 970          | 2 749          | 851            | 828            | 1 408            |
| Sheep and lambs of all ages inventory..... farms..           | 218         | 13           | 62             | 13             | 27             | 22               |
| ..... number..   | 5 395       | 236          | 989            | 141            | 266            | 594              |
| Ewes 1 year old or older..... farms..                        | 166         | 13           | 45             | 10             | 16             | 17               |
| ..... number..   | 3 282       | 133          | 653            | 74             | 170            | 296              |
| Sheep and lambs sold..... farms..                            | 153         | 15           | 45             | 3              | 12             | 16               |
| ..... number..   | 2 597       | 154          | 655            | 55             | 166            | 285              |
| Sheep and lambs shorn..... farms..                           | 148         | 10           | 37             | 8              | 13             | 17               |
| ..... number..   | 4 128       | 189          | 747            | 76             | 185            | 375              |
| ..... pounds of wool..                                       | 23 183      | 699          | 4 212          | 369            | 1 196          | 2 021            |
| Horses and ponies inventory..... farms..                     | 6 256       | 269          | 1 363          | 553            | 742            | 747              |
| ..... number..   | 28 179      | 1 146        | 6 210          | 2 368          | 3 080          | 3 166            |
| Horses and ponies sold..... farms..                          | 991         | 74           | 280            | 82             | 106            | 102              |
| ..... number..   | 3 208       | 174          | 790            | 267            | 391            | 310              |
| Goats inventory..... farms..                                 | 527         | 26           | 137            | 35             | 60             | 63               |
| ..... number..   | 5 323       | 283          | 1 270          | 252            | 621            | 490              |
| Goats sold..... farms..                                      | 134         | 4            | 35             | 7              | 16             | 16               |
| ..... number..   | 1 447       | 58           | 344            | 94             | 136            | 129              |
| <b>POULTRY</b>   |             |              |                |                |                |                  |
| Chickens 3 months old or older inventory..... farms..        | 2 550       | 180          | 759            | 272            | 340            | 313              |
| ..... number..   | 7 027 574   | 373 208      | 2 125 130      | 323 261        | 467 923        | 636 319          |
| Farms with—  |             |              |                |                |                |                  |
| 1 to 399.....  | 2 327       | 151          | 695            | 248            | 318            | 283              |
| 400 to 3,199.....  | 8           | 1            | —              | 1              | 2              | —                |
| 3,200 to 9,999.....  | 60          | 13           | 21             | 5              | 8              | 7                |
| 10,000 to 19,999.....  | 96          | 12           | 26             | 16             | 7              | 14               |
| 20,000 to 49,999.....  | 40          | 2            | 14             | 2              | 3              | 5                |
| 50,000 to 99,999.....  | 12          | 1            | 1              | —              | —              | 4                |
| 100,000 or more.....   | 7           | —            | 2              | —              | 2              | —                |
| Hens and pullets of laying age..... farms..                  | 2 493       | 172          | 744            | 265            | 337            | 306              |
| ..... number..   | 5 883 378   | 229 953      | 1 835 213      | 246 722        | 444 518        | 492 268          |
| Pullets 3 months old or older not of laying age..... farms.. | 503         | 49           | 142            | 65             | 64             | 68               |
| ..... number..   | 1 144 196   | 143 255      | 289 917        | 76 539         | 23 405         | 144 051          |
| Hens and pullets sold..... farms..                           | 370         | 42           | 114            | 33             | 45             | 48               |
| ..... number..   | 7 025 428   | 478 956      | 1 951 099      | 352 336        | 662 110        | 689 735          |
| Broilers and other meat-type chickens sold..... farms..      | 1 129       | 84           | 283            | 135            | 171            | 158              |
| ..... number..   | 276 652 292 | 16 216 804   | 63 306 478     | 30 767 824     | 39 943 205     | 41 079 183       |
| Farms with—  |             |              |                |                |                |                  |
| 1 to 1,999.....  | 20          | 2            | 2              | 3              | 5              | 1                |
| 2,000 to 59,999.....   | 71          | 7            | 13             | 6              | 11             | 11               |
| 60,000 to 99,999.....  | 91          | 7            | 31             | 15             | 14             | 10               |
| 100,000 or more.....   | 947         | 68           | 237            | 111            | 141            | 136              |
| Turkey hens kept for breeding..... farms..                   | 181         | 10           | 38             | 18             | 28             | 27               |
| ..... number..   | 992         | 52           | 153            | 114            | 89             | 83               |
| Turkeys sold..... farms..                                    | 19          | 3            | 6              | 2              | 2              | 1                |
| ..... number..   | 172         | 47           | 79             | (D)            | (D)            | (D)              |

See footnotes at end of table.

**Table 51. Summary by Size of Farm: 1987—Con.**

[For meaning of abbreviations and symbols, see introductory text]

| Item   | 140 to 179 acres | 180 to 219 acres | 220 to 259 acres | 260 to 499 acres | 500 to 999 acres | 1,000 to 1,999 acres | 2,000 acres or more |
|--|------------------|------------------|------------------|------------------|------------------|----------------------|---------------------|
| <b>LIVESTOCK—Con.</b>  |                  |                  |                  |                  |                  |                      |                     |
| Hogs and pigs inventory..... farms..                         | 147              | 94               | 60               | 186              | 115              | 57                   | 26                  |
| ..... number..   | 8 701            | 10 543           | 4 602            | 24 828           | 19 129           | 21 314               | 24 005              |
| Farms with—  |                  |                  |                  |                  |                  |                      |                     |
| 1 to 24.....   | 99               | 65               | 40               | 95               | 48               | 14                   | 2                   |
| 25 to 49.....  | 22               | 5                | 1                | 18               | 15               | 6                    | 1                   |
| 50 to 99.....  | 16               | 10               | 8                | 23               | 13               | 9                    | 4                   |
| 100 to 199.....  | 2                | 6                | 2                | 19               | 12               | 9                    | 5                   |
| 200 to 499.....  | 4                | 3                | 8                | 20               | 18               | 6                    | 7                   |
| 500 or more.....   | 4                | 5                | 1                | 11               | 9                | 13                   | 7                   |
| Used or to be used for breeding..... farms..                 | 84               | 42               | 33               | 120              | 67               | 40                   | 14                  |
| ..... number..   | 1 098            | 1 004            | 600              | 2 979            | 2 401            | 2 709                | 2 380               |
| Other..... farms..   | 133              | 88               | 56               | 172              | 108              | 56                   | 26                  |
| ..... number..   | 7 603            | 9 539            | 4 002            | 21 849           | 16 728           | 18 605               | 21 625              |
| Hogs and pigs sold..... farms..                              | 109              | 64               | 46               | 155              | 104              | 56                   | 26                  |
| ..... number..   | 16 805           | 14 218           | 6 237            | 39 467           | 31 123           | 37 523               | 33 526              |
| \$1,000.....   | 1 747            | 1 432            | 693              | 3 366            | 3 388            | 3 926                | 3 466               |
| Feeder pigs..... farms..                                     | 26               | 12               | 4                | 34               | 18               | 9                    | 5                   |
| ..... number..   | 2 046            | 842              | 100              | 3 227            | 1 495            | 4 140                | 2 043               |
| \$1,000.....   | 86               | 31               | 3                | 119              | 63               | 80                   | 95                  |
| Litters of pigs farrowed between—                            |                  |                  |                  |                  |                  |                      |                     |
| Dec. 1 of preceding year and Nov. 30..... farms..            | 86               | 44               | 33               | 126              | 71               | 40                   | 14                  |
| ..... number..   | 1 368            | 1 421            | 826              | 4 192            | 3 391            | 4 252                | 4 430               |
| Dec. 1 and May 31..... farms..                               | 72               | 41               | 29               | 114              | 53               | 37                   | 14                  |
| ..... number..   | 643              | 718              | 402              | 2 088            | 1 640            | 2 091                | 2 307               |
| June 1 and Nov. 30..... farms..                              | 69               | 39               | 29               | 97               | 62               | 39                   | 11                  |
| ..... number..   | 725              | 703              | 424              | 2 104            | 1 751            | 2 161                | 2 123               |
| Sheep and lambs of all ages inventory..... farms..           | 15               | 6                | 4                | 31               | 16               | 6                    | 3                   |
| ..... number..   | 326              | 103              | 116              | 1 303            | 809              | 90                   | 422                 |
| Ewes 1 year old or older..... farms..                        | 12               | 4                | 3                | 26               | 14               | 4                    | 2                   |
| ..... number..   | 198              | (D)              | (D)              | 881              | (D)              | (D)                  | (D)                 |
| Sheep and lambs sold..... farms..                            | 12               | 3                | 4                | 24               | 14               | 2                    | 3                   |
| ..... number..   | 131              | 43               | 78               | 425              | (D)              | (D)                  | 193                 |
| Sheep and lambs shorn..... farms..                           | 10               | 5                | 3                | 25               | 14               | 4                    | 2                   |
| ..... number..   | 182              | 66               | 82               | 1 136            | 635              | (D)                  | (D)                 |
| pounds of wool.....  | 916              | 360              | 528              | 7 365            | 3 393            | (D)                  | (D)                 |
| Horses and ponies inventory..... farms..                     | 505              | 373              | 210              | 720              | 418              | 227                  | 129                 |
| ..... number..   | 1 951            | 1 727            | 1 067            | 3 245            | 1 870            | 1 489                | 860                 |
| Horses and ponies sold..... farms..                          | 78               | 45               | 36               | 95               | 52               | 31                   | 10                  |
| ..... number..   | 177              | 208              | 110              | 416              | 183              | 141                  | 41                  |
| Goats inventory..... farms..                                 | 48               | 23               | 18               | 86               | 19               | 7                    | 5                   |
| ..... number..   | 564              | 181              | 308              | 971              | 284              | 79                   | 20                  |
| Goats sold..... farms..                                      | 18               | 8                | 3                | 20               | 4                | 2                    | 1                   |
| ..... number..   | 234              | 57               | 42               | 169              | 129              | (D)                  | (D)                 |
| <b>POULTRY</b>   |                  |                  |                  |                  |                  |                      |                     |
| Chickens 3 months old or older inventory..... farms..        | 203              | 105              | 74               | 191              | 81               | 24                   | 8                   |
| ..... number..   | 325 800          | 61 870           | 91 215           | 517 332          | 671 379          | 72 522               | 1 361 615           |
| Farms with—  |                  |                  |                  |                  |                  |                      |                     |
| 1 to 399.....  | 187              | 102              | 70               | 178              | 69               | 20                   | 6                   |
| 400 to 3,199.....  | -                | -                | -                | 2                | -                | 2                    | -                   |
| 3,200 to 9,999.....  | 4                | -                | 1                | 1                | -                | -                    | -                   |
| 10,000 to 19,999.....  | 7                | 2                | 1                | 4                | 6                | 1                    | -                   |
| 20,000 to 49,999.....  | 4                | 1                | 2                | 3                | 3                | -                    | 1                   |
| 50,000 to 99,999.....  | 1                | -                | -                | 2                | 1                | 1                    | -                   |
| 100,000 or more.....   | -                | -                | -                | 1                | 1                | -                    | 1                   |
| Hens and pullets of laying age..... farms..                  | 197              | 102              | 72               | 189              | 78               | 24                   | 7                   |
| ..... number..   | 281 386          | 31 734           | 61 062           | 406 210          | 569 263          | 72 447               | 1 232 602           |
| Pullets 3 months old or older not of laying age..... farms.. | 36               | 16               | 11               | 34               | 12               | 3                    | 3                   |
| ..... number..   | 64 414           | 30 136           | 30 153           | 111 122          | 102 116          | 75                   | 129 013             |
| Hens and pullets sold..... farms..                           | 32               | 11               | 8                | 19               | 13               | 3                    | 2                   |
| ..... number..   | 604 675          | 143 342          | 145 527          | 543 906          | 451 491          | (D)                  | (D)                 |
| Broilers and other meat-type chickens sold..... farms..      | 64               | 73               | 35               | 82               | 33               | 8                    | 3                   |
| ..... number..   | 17 507 089       | 22 319 102       | 10 181 907       | 23 048 086       | 9 322 475        | 2 540 139            | 420 000             |
| Farms with—  |                  |                  |                  |                  |                  |                      |                     |
| 1 to 1,999.....  | 2                | -                | 1                | 1                | 2                | 1                    | -                   |
| 2,000 to 59,999.....   | 3                | 5                | 2                | 5                | 6                | 1                    | 1                   |
| 60,000 to 99,999.....  | 4                | 4                | -                | 3                | 1                | 1                    | 1                   |
| 100,000 or more.....   | 55               | 64               | 32               | 73               | 24               | 5                    | 1                   |
| Turkey hens kept for breeding..... farms..                   | 18               | 13               | 3                | 17               | 5                | 2                    | 2                   |
| ..... number..   | 80               | 55               | 5                | 339              | 12               | (D)                  | (D)                 |
| Turkeys sold..... farms..                                    | 1                | -                | 1                | 3                | -                | -                    | -                   |
| ..... number..   | (D)              | -                | (D)              | 16               | -                | -                    | -                   |

See footnotes at end of table.

Table 51. Summary by Size of Farm: 1987—Con.

[For meaning of abbreviations and symbols, see introductory text]

| Item  | Total      | 1 to 9 acres | 10 to 49 acres | 50 to 69 acres | 70 to 99 acres | 100 to 139 acres |
|---|------------|--------------|----------------|----------------|----------------|------------------|
| <b>CROPS HARVESTED</b>                      |            |              |                |                |                |                  |
| Corn for grain or seed ----- farms..        | 4 020      | 65           | 639            | 295            | 489            | 469              |
| acres..                                     | 120 361    | 214          | 3 855          | 2 412          | 4 262          | 4 821            |
| bushels..                                   | 9 369 093  | 11 575       | 205 864        | 127 906        | 226 419        | 270 411          |
| Irrigated ----- farms..                     | 73         | 3            | 11             | 1              | 3              | 5                |
| acres..                                     | 4 626      | 4            | (D)            | (D)            | 5              | 31               |
| Farms by acres harvested:                   |            |              |                |                |                |                  |
| 1 to 24 acres -----                         | 3 082      | 65           | 622            | 275            | 458            | 429              |
| 25 to 99 acres -----                        | 646        | -            | 17             | 20             | 31             | 39               |
| 100 to 249 acres -----                      | 208        | -            | -              | -              | -              | 1                |
| 250 to 499 acres -----                      | 62         | -            | -              | -              | -              | -                |
| 500 acres or more -----                     | 22         | -            | -              | -              | -              | -                |
| Corn for silage or green chop ----- farms.. | 603        | 5            | 31             | 15             | 28             | 45               |
| acres..                                     | 39 441     | 11           | 174            | 102            | 294            | 604              |
| tons, green..                               | 498 102    | 145          | 2 153          | 656            | 4 073          | 7 153            |
| Irrigated ----- farms..                     | 19         | -            | 3              | 1              | 1              | 1                |
| acres..                                     | 1 347      | -            | 11             | (D)            | (D)            | (D)              |
| Farms by acres harvested:                   |            |              |                |                |                |                  |
| 1 to 24 acres -----                         | 218        | 5            | 31             | 15             | 25             | 36               |
| 25 to 99 acres -----                        | 265        | -            | -              | -              | 3              | 9                |
| 100 to 249 acres -----                      | 97         | -            | -              | -              | -              | -                |
| 250 to 499 acres -----                      | 15         | -            | -              | -              | -              | -                |
| 500 acres or more -----                     | 8          | -            | -              | -              | -              | -                |
| Sorghum for grain or seed ----- farms..     | 1 414      | 3            | 22             | 24             | 31             | 56               |
| acres..                                     | 111 250    | 3            | 276            | 406            | 734            | 1 150            |
| bushels..                                   | 6 758 881  | 103          | 14 482         | 17 359         | 31 785         | 59 286           |
| Irrigated ----- farms..                     | 59         | -            | -              | -              | -              | -                |
| acres..                                     | 4 350      | -            | -              | -              | -              | -                |
| Wheat for grain ----- farms..               | 1 991      | 5            | 82             | 26             | 59             | 86               |
| acres..                                     | 283 477    | 11           | 1 311          | 564            | 1 653          | 3 138            |
| bushels..                                   | 9 674 702  | 720          | 34 757         | 17 098         | 39 153         | 87 349           |
| Irrigated ----- farms..                     | 35         | -            | -              | 1              | -              | -                |
| acres..                                     | 6 773      | -            | -              | (D)            | -              | -                |
| Farms by acres harvested:                   |            |              |                |                |                |                  |
| 1 to 24 acres -----                         | 337        | 5            | 63             | 17             | 32             | 35               |
| 25 to 99 acres -----                        | 758        | -            | 19             | 9              | 27             | 49               |
| 100 to 249 acres -----                      | 587        | -            | -              | -              | -              | 2                |
| 250 to 499 acres -----                      | 215        | -            | -              | -              | -              | -                |
| 500 acres or more -----                     | 94         | -            | -              | -              | -              | -                |
| Rice ----- farms..                          | 803        | -            | 1              | -              | 3              | 10               |
| acres..                                     | 195 505    | -            | (D)            | -              | (D)            | 599              |
| cwt..                                       | 10 466 632 | -            | (D)            | -              | (D)            | 29 035           |
| Irrigated ----- farms..                     | 803        | -            | 1              | -              | 3              | 10               |
| acres..                                     | 195 505    | -            | (D)            | -              | (D)            | 599              |
| Farms by acres harvested:                   |            |              |                |                |                |                  |
| 1 to 24 acres -----                         | 13         | -            | 1              | -              | 3              | -                |
| 25 to 99 acres -----                        | 164        | -            | -              | -              | -              | 7                |
| 100 to 249 acres -----                      | 352        | -            | -              | -              | -              | 3                |
| 250 to 499 acres -----                      | 195        | -            | -              | -              | -              | -                |
| 500 acres or more -----                     | 79         | -            | -              | -              | -              | -                |
| Cotton ----- farms..                        | 4 225      | 31           | 206            | 122            | 167            | 238              |
| acres..                                     | 1 028 249  | 187          | 2 878          | 2 479          | 3 810          | 8 035            |
| bales..                                     | 1 654 648  | 239          | 3 087          | 2 713          | 4 707          | 9 510            |
| Irrigated ----- farms..                     | 652        | 1            | 2              | 3              | 5              | 5                |
| acres..                                     | 198 549    | (D)          | (D)            | 64             | 85             | 196              |
| Farms by acres harvested:                   |            |              |                |                |                |                  |
| 1 to 24 acres -----                         | 867        | 31           | 177            | 82             | 111            | 108              |
| 25 to 99 acres -----                        | 1 027      | -            | 29             | 40             | 56             | 124              |
| 100 to 249 acres -----                      | 1 037      | -            | -              | -              | -              | 6                |
| 250 to 499 acres -----                      | 713        | -            | -              | -              | -              | -                |
| 500 acres or more -----                     | 581        | -            | -              | -              | -              | -                |
| Soybeans for beans ----- farms..            | 6 475      | 29           | 437            | 224            | 372            | 459              |
| acres..                                     | 2 006 263  | 155          | 9 483          | 7 341          | 16 219         | 24 251           |
| bushels..                                   | 41 329 519 | 4 120        | 165 641        | 126 607        | 281 492        | 419 579          |
| Irrigated ----- farms..                     | 696        | 1            | 12             | 4              | 6              | 6                |
| acres..                                     | 217 827    | (D)          | (D)            | 136            | 338            | 308              |
| Farms by acres harvested:                   |            |              |                |                |                |                  |
| 1 to 24 acres -----                         | 895        | 29           | 275            | 81             | 108            | 116              |
| 25 to 99 acres -----                        | 1 864      | -            | 162            | 143            | 264            | 272              |
| 100 to 249 acres -----                      | 1 436      | -            | -              | -              | -              | 71               |
| 250 to 499 acres -----                      | 1 032      | -            | -              | -              | -              | -                |
| 500 acres or more -----                     | 1 248      | -            | -              | -              | -              | -                |
| Irish potatoes ----- farms..                | 59         | 2            | 12             | 7              | 7              | 10               |
| acres..                                     | 71         | (D)          | 8              | 4              | 9              | 29               |
| cwt..                                       | 8 980      | (D)          | 1 111          | 630            | 1 075          | 2 711            |
| Irrigated ----- farms..                     | -          | -            | -              | -              | -              | -                |
| acres..                                     | -          | -            | -              | -              | -              | -                |
| Sweetpotatoes ----- farms..                 | 116        | 4            | 15             | 8              | 18             | 11               |
| acres..                                     | 2 803      | 5            | 164            | 101            | 144            | 88               |
| bushels..                                   | 528 564    | 170          | 25 377         | 22 350         | 15 753         | 12 242           |
| Irrigated ----- farms..                     | 5          | -            | -              | -              | -              | -                |
| acres..                                     | 80         | -            | (D)            | -              | -              | -                |

See footnotes at end of table.



Table 51. Summary by Size of Farm: 1987—Con.

[For meaning of abbreviations and symbols, see introductory text]

| Item   | 140 to 179 acres | 180 to 219 acres | 220 to 259 acres | 260 to 499 acres | 500 to 999 acres | 1,000 to 1,999 acres | 2,000 acres or more |
|--|------------------|------------------|------------------|------------------|------------------|----------------------|---------------------|
| <b>CROPS HARVESTED</b>                       |                  |                  |                  |                  |                  |                      |                     |
| Corn for grain or seed ----- farms...        | 333              | 245              | 169              | 555              | 391              | 224                  | 146                 |
| acres...                                     | 4 123            | 3 676            | 3 597            | 16 249           | 22 368           | 23 709               | 31 075              |
| bushels...                                   | 251 524          | 236 605          | 219 784          | 1 234 724        | 1 703 810        | 2 083 261            | 2 797 210           |
| Irrigated ----- farms...                     | 5                | 3                | 1                | 6                | 8                | 11                   | 16                  |
| acres...                                     | 46               | 61               | (D)              | 230              | 482              | 1 127                | 2 605               |
| Farms by acres harvested:                    |                  |                  |                  |                  |                  |                      |                     |
| 1 to 24 acres -----                          | 289              | 205              | 119              | 376              | 171              | 58                   | 15                  |
| 25 to 99 acres -----                         | 41               | 35               | 45               | 144              | 140              | 89                   | 45                  |
| 100 to 249 acres -----                       | 3                | 5                | 5                | 28               | 71               | 51                   | 44                  |
| 250 to 499 acres -----                       | -                | -                | -                | 7                | 7                | 19                   | 29                  |
| 500 acres or more -----                      | -                | -                | -                | -                | 2                | 7                    | 13                  |
| Corn for silage or green chop ----- farms... | 28               | 30               | 22               | 146              | 117              | 92                   | 44                  |
| acres...                                     | 835              | 1 084            | 947              | 8 557            | 9 873            | 7 561                | 9 399               |
| tons, green...                               | 8 697            | 12 174           | 10 593           | 101 217          | 123 222          | 98 752               | 129 267             |
| Irrigated ----- farms...                     | -                | 2                | -                | 1                | -                | 2                    | 8                   |
| acres...                                     | -                | (D)              | -                | (D)              | -                | (D)                  | 1 041               |
| Farms by acres harvested:                    |                  |                  |                  |                  |                  |                      |                     |
| 1 to 24 acres -----                          | 13               | 11               | 7                | 35               | 20               | 16                   | 4                   |
| 25 to 99 acres -----                         | 14               | 17               | 13               | 82               | 62               | 50                   | 15                  |
| 100 to 249 acres -----                       | 1                | 2                | 2                | 28               | 31               | 19                   | 14                  |
| 250 to 499 acres -----                       | -                | -                | -                | 1                | 3                | 6                    | 5                   |
| 500 acres or more -----                      | -                | -                | -                | -                | 1                | 1                    | 6                   |
| Sorghum for grain or seed ----- farms...     | 41               | 51               | 32               | 207              | 351              | 330                  | 266                 |
| acres...                                     | 1 008            | 1 439            | 922              | 8 465            | 20 728           | 34 491               | 41 628              |
| bushels...                                   | 49 447           | 70 226           | 51 616           | 448 286          | 1 136 993        | 2 224 360            | 2 654 938           |
| Irrigated ----- farms...                     | -                | -                | -                | -                | 13               | 15                   | 31                  |
| acres...                                     | -                | -                | -                | -                | 363              | 1 090                | 2 897               |
| Wheat for grain ----- farms...               | 67               | 62               | 57               | 273              | 476              | 442                  | 356                 |
| acres...                                     | 2 737            | 3 205            | 2 835            | 21 221           | 56 390           | 73 462               | 116 950             |
| bushels...                                   | 87 522           | 105 530          | 80 572           | 674 162          | 1 755 568        | 2 578 032            | 4 214 239           |
| Irrigated ----- farms...                     | -                | -                | -                | 3                | 10               | 11                   | 10                  |
| acres...                                     | -                | -                | -                | (D)              | 1 230            | 2 050                | 3 228               |
| Farms by acres harvested:                    |                  |                  |                  |                  |                  |                      |                     |
| 1 to 24 acres -----                          | 21               | 20               | 15               | 54               | 50               | 21                   | 4                   |
| 25 to 99 acres -----                         | 44               | 32               | 37               | 132              | 206              | 150                  | 53                  |
| 100 to 249 acres -----                       | 2                | 10               | 5                | 82               | 173              | 183                  | 130                 |
| 250 to 499 acres -----                       | -                | -                | -                | 5                | 38               | 72                   | 100                 |
| 500 acres or more -----                      | -                | -                | -                | -                | 9                | 16                   | 69                  |
| Rice ----- farms...                          | 8                | 9                | 6                | 91               | 259              | 229                  | 187                 |
| acres...                                     | 451              | 1 011            | 655              | 10 753           | 44 494           | 54 456               | 83 034              |
| cwt...                                       | 20 301           | 52 986           | 34 182           | 545 309          | 2 235 243        | 2 930 732            | 4 616 588           |
| Irrigated ----- farms...                     | 8                | 9                | 6                | 91               | 259              | 229                  | 187                 |
| acres...                                     | 451              | 1 011            | 655              | 10 753           | 44 494           | 54 456               | 83 034              |
| Farms by acres harvested:                    |                  |                  |                  |                  |                  |                      |                     |
| 1 to 24 acres -----                          | -                | -                | -                | 5                | 3                | -                    | 1                   |
| 25 to 99 acres -----                         | 8                | 3                | 3                | 34               | 57               | 37                   | 15                  |
| 100 to 249 acres -----                       | -                | 6                | 3                | 43               | 152              | 99                   | 46                  |
| 250 to 499 acres -----                       | -                | -                | -                | 9                | 45               | 82                   | 59                  |
| 500 acres or more -----                      | -                | -                | -                | -                | 2                | 11                   | 66                  |
| Cotton ----- farms...                        | 202              | 175              | 141              | 733              | 965              | 731                  | 514                 |
| acres...                                     | 8 472            | 8 954            | 10 651           | 82 179           | 198 978          | 261 569              | 440 057             |
| bales...                                     | 9 796            | 11 658           | 13 861           | 112 910          | 290 638          | 417 760              | 777 769             |
| Irrigated ----- farms...                     | 9                | 8                | 7                | 83               | 166              | 181                  | 182                 |
| acres...                                     | 689              | 260              | 633              | 10 565           | 27 056           | 45 036               | 113 923             |
| Farms by acres harvested:                    |                  |                  |                  |                  |                  |                      |                     |
| 1 to 24 acres -----                          | 83               | 63               | 27               | 111              | 57               | 15                   | 2                   |
| 25 to 99 acres -----                         | 95               | 86               | 74               | 253              | 177              | 67                   | 26                  |
| 100 to 249 acres -----                       | 24               | 26               | 34               | 311              | 387              | 205                  | 44                  |
| 250 to 499 acres -----                       | -                | -                | 6                | 58               | 304              | 253                  | 92                  |
| 500 acres or more -----                      | -                | -                | -                | -                | 40               | 191                  | 350                 |
| Soybeans for beans ----- farms...            | 374              | 279              | 231              | 1 044            | 1 363            | 1 001                | 662                 |
| acres...                                     | 26 702           | 23 627           | 21 937           | 151 919          | 388 662          | 525 371              | 810 596             |
| bushels...                                   | 451 141          | 406 444          | 372 361          | 2 806 009        | 7 380 885        | 10 848 689           | 18 066 551          |
| Irrigated ----- farms...                     | 12               | 9                | 7                | 56               | 193              | 219                  | 169                 |
| acres...                                     | 768              | 810              | 570              | 4 619            | 33 227           | 68 190               | 108 535             |
| Farms by acres harvested:                    |                  |                  |                  |                  |                  |                      |                     |
| 1 to 24 acres -----                          | 60               | 41               | 41               | 93               | 40               | 6                    | 5                   |
| 25 to 99 acres -----                         | 206              | 133              | 89               | 340              | 173              | 65                   | 17                  |
| 100 to 249 acres -----                       | 108              | 105              | 98               | 414              | 433              | 158                  | 49                  |
| 250 to 499 acres -----                       | -                | -                | 3                | 197              | 492              | 266                  | 74                  |
| 500 acres or more -----                      | -                | -                | -                | -                | 225              | 506                  | 517                 |
| Irish potatoes ----- farms...                | 2                | 5                | 7                | 5                | 2                | -                    | -                   |
| acres...                                     | (D)              | 3                | 9                | 1                | (D)              | -                    | -                   |
| cwt...                                       | (D)              | 490              | 2 050            | 270              | (D)              | -                    | -                   |
| Irrigated ----- farms...                     | -                | -                | -                | -                | -                | -                    | -                   |
| acres...                                     | -                | -                | -                | -                | -                | -                    | -                   |
| Sweetpotatoes ----- farms...                 | 10               | 6                | 5                | 15               | 13               | 7                    | 4                   |
| acres...                                     | 215              | 121              | 55               | 255              | 676              | 473                  | 309                 |
| bushels...                                   | 28 700           | 28 070           | 13 890           | 63 622           | 137 860          | 103 840              | 76 690              |
| Irrigated ----- farms...                     | -                | -                | -                | 2                | 1                | 1                    | -                   |
| acres...                                     | -                | -                | -                | (D)              | (D)              | (D)                  | -                   |

See footnotes at end of table.

**Table 51. Summary by Size of Farm: 1987—Con.**

[For meaning of abbreviations and symbols, see introductory text]

| Item   | Total     | 1 to 9 acres | 10 to 49 acres | 50 to 69 acres | 70 to 99 acres | 100 to 139 acres |
|--|-----------|--------------|----------------|----------------|----------------|------------------|
| <b>CROPS HARVESTED—Con.</b>  |           |              |                |                |                |                  |
| Hay—alfalfa, other tame, small grain, wild, grass silage, green chop, etc. (see text) -- farms-- | 15 501    | 111          | 1 889          | 1 187          | 2 038          | 2 108            |
| acres--  | 585 346   | 399          | 21 596         | 17 954         | 37 331         | 49 611           |
| tons, dry--  | 1 092 059 | 782          | 36 417         | 29 722         | 64 135         | 89 849           |
| Irrigated ----- farms--  | 95        | 1            | 13             | 8              | 6              | 19               |
| acres--  | 2 018     | (D)          | 104            | 128            | 104            | 308              |
| Farms by acres harvested:  |           |              |                |                |                |                  |
| 1 to 24 acres -----  | 8 672     | 111          | 1 734          | 991            | 1 563          | 1 351            |
| 25 to 99 acres -----   | 5 553     | --           | 155            | 196            | 474            | 732              |
| 100 to 249 acres -----   | 1 062     | --           | --             | --             | 1              | 25               |
| 250 to 499 acres -----   | 173       | --           | --             | --             | --             | --               |
| 500 acres or more -----  | 41        | --           | --             | --             | --             | --               |
| Tame hay other than alfalfa, small grain, and wild hay (see text) ----- farms--                  | 10 175    | 63           | 1 112          | 727            | 1 306          | 1 326            |
| acres--  | 364 823   | 207          | 12 264         | 10 786         | 22 309         | 29 478           |
| tons, dry--  | 733 265   | 419          | 22 655         | 18 808         | 42 047         | 58 358           |
| Irrigated ----- farms--  | 62        | 1            | 8              | 5              | 2              | 16               |
| acres--  | 1 140     | (D)          | 50             | 78             | (D)            | 226              |
| Vegetables harvested for sale (see text) --- farms--   | 767       | 47           | 230            | 67             | 90             | 81               |
| acres--  | 8 650     | 129          | 1 221          | 383            | 600            | 857              |
| Irrigated ----- farms--  | 85        | 6            | 27             | 3              | 10             | 13               |
| acres--  | 1 379     | 12           | 116            | 14             | 13             | 60               |
| Farms by acres harvested:  |           |              |                |                |                |                  |
| 0.1 to 4.9 acres -----   | 439       | 39           | 145            | 40             | 54             | 41               |
| 5.0 to 24.9 acres -----  | 250       | 8            | 80             | 26             | 32             | 31               |
| 25.0 to 99.9 acres -----   | 58        | --           | 5              | 1              | 4              | 8                |
| 100.0 to 249.9 acres -----   | 18        | --           | --             | --             | --             | 1                |
| 250.0 acres or more -----  | 2         | --           | --             | --             | --             | --               |
| Land in orchards ----- farms--   | 1 326     | 72           | 314            | 98             | 126            | 128              |
| acres--  | 17 982    | 217          | 2 053          | 601            | 1 249          | 1 068            |
| Irrigated ----- farms--  | 157       | 16           | 42             | 11             | 15             | 11               |
| acres--  | 1 690     | 39           | 189            | 36             | 199            | 82               |
| Farms by bearing and nonbearing acres:   |           |              |                |                |                |                  |
| 0.1 to 4.9 acres -----   | 698       | 53           | 168            | 54             | 68             | 77               |
| 5.0 to 24.9 acres -----  | 498       | 19           | 133            | 41             | 43             | 42               |
| 25.0 to 99.9 acres -----   | 108       | --           | 13             | 3              | 15             | 9                |
| 100.0 to 249.9 acres -----   | 12        | --           | --             | --             | --             | --               |
| 250.0 acres or more -----  | 10        | --           | --             | --             | --             | --               |

See footnotes at end of table.

**Table 51. Summary by Size of Farm: 1987—Con.**

[For meaning of abbreviations and symbols, see introductory text]

| Item  | 140 to 179<br>acres | 180 to 219<br>acres | 220 to 259<br>acres | 260 to 499<br>acres | 500 to 999<br>acres | 1,000 to 1,999<br>acres | 2,000 acres or<br>more |
|---|---------------------|---------------------|---------------------|---------------------|---------------------|-------------------------|------------------------|
| <b>CROPS HARVESTED—Con.</b>   |                     |                     |                     |                     |                     |                         |                        |
| Hay—alfalfa, other tame, small grain, wild,<br>grass silage, green chop, etc. (see text) --- farms... | 1 848               | 1 228               | 846                 | 2 427               | 1 303               | 499                     | 217                    |
| acres...  | 43 402              | 41 096              | 32 188              | 125 205             | 102 083             | 59 085                  | 55 396                 |
| tons, dry... farms...   | 77 799              | 71 112              | 62 951              | 238 699             | 194 234             | 117 255                 | 109 104                |
| acres... farms...   | 7                   | 13                  | 2                   | 14                  | 5                   | 3                       | 4                      |
| Irrigated ----- farms...  | 57                  | 315                 | (D)                 | 250                 | 297                 | 146                     | 278                    |
| acres... farms...   |                     |                     |                     |                     |                     |                         |                        |
| Farms by acres harvested:   |                     |                     |                     |                     |                     |                         |                        |
| 1 to 24 acres ----- farms...  | 965                 | 565                 | 332                 | 723                 | 254                 | 74                      | 9                      |
| acres... farms...   | 651                 | 613                 | 458                 | 1 362               | 644                 | 205                     | 63                     |
| 25 to 99 acres ----- farms...   | 32                  | 49                  | 56                  | 314                 | 345                 | 168                     | 72                     |
| acres... farms...   | -                   | 1                   | -                   | 26                  | 60                  | 41                      | 45                     |
| 100 to 249 acres ----- farms...   | -                   | -                   | -                   | 2                   | -                   | 11                      | 28                     |
| acres... farms...   |                     |                     |                     |                     |                     |                         |                        |
| 250 to 499 acres ----- farms...   |                     |                     |                     |                     |                     |                         |                        |
| acres... farms...   |                     |                     |                     |                     |                     |                         |                        |
| 500 acres or more ----- farms...  |                     |                     |                     |                     |                     |                         |                        |
| acres... farms...   |                     |                     |                     |                     |                     |                         |                        |
| Tame hay other than alfalfa, small grain,<br>and wild hay (see text) ----- farms...                   | 1 088               | 806                 | 559                 | 1 696               | 938                 | 384                     | 170                    |
| acres... farms...   | 26 965              | 24 842              | 19 152              | 77 073              | 65 176              | 37 366                  | 39 105                 |
| tons, dry... farms...   | 51 921              | 47 902              | 39 794              | 157 309             | 134 304             | 78 155                  | 81 593                 |
| acres... farms...   | 2                   | 9                   | 1                   | 9                   | 5                   | 2                       | 2                      |
| Irrigated ----- farms...  | (D)                 | 178                 | (D)                 | 106                 | 297                 | (D)                     | (D)                    |
| acres... farms...   |                     |                     |                     |                     |                     |                         |                        |
| Vegetables harvested for sale (see text) --- farms...   | 65                  | 24                  | 36                  | 71                  | 35                  | 12                      | 9                      |
| acres... farms...   | 785                 | 155                 | 696                 | 1 725               | 1 148               | 201                     | 750                    |
| tons, dry... farms...   | 4                   | 2                   | 3                   | 5                   | 6                   | 1                       | 5                      |
| acres... farms...   | 25                  | (D)                 | 114                 | 11                  | 403                 | (D)                     | 517                    |
| Irrigated ----- farms...  |                     |                     |                     |                     |                     |                         |                        |
| acres... farms...   |                     |                     |                     |                     |                     |                         |                        |
| Farms by acres harvested:   |                     |                     |                     |                     |                     |                         |                        |
| 0.1 to 4.9 acres ----- farms...   | 40                  | 18                  | 15                  | 29                  | 11                  | 5                       | 2                      |
| acres... farms...   | 12                  | 4                   | 11                  | 25                  | 14                  | 5                       | 2                      |
| 5.0 to 24.9 acres ----- farms...  | 12                  | 2                   | 8                   | 10                  | 5                   | 1                       | 2                      |
| acres... farms...   | 1                   | -                   | 2                   | 6                   | 5                   | 1                       | 2                      |
| 25.0 to 99.9 acres ----- farms...   | -                   | -                   | -                   | 1                   | -                   | -                       | 1                      |
| acres... farms...   |                     |                     |                     |                     |                     |                         |                        |
| 100.0 to 249.9 acres ----- farms...   |                     |                     |                     |                     |                     |                         |                        |
| acres... farms...   |                     |                     |                     |                     |                     |                         |                        |
| 250.0 acres or more ----- farms...  |                     |                     |                     |                     |                     |                         |                        |
| acres... farms...   |                     |                     |                     |                     |                     |                         |                        |
| Land in orchards ----- farms...   | 123                 | 54                  | 64                  | 157                 | 95                  | 54                      | 41                     |
| acres... farms...   | 1 158               | 797                 | 598                 | 1 812               | 3 058               | 2 333                   | 3 040                  |
| tons, dry... farms...   | 14                  | 7                   | 3                   | 15                  | 8                   | 10                      | 5                      |
| acres... farms...   | 233                 | 274                 | 19                  | 118                 | 105                 | 187                     | 209                    |
| Irrigated ----- farms...  |                     |                     |                     |                     |                     |                         |                        |
| acres... farms...   |                     |                     |                     |                     |                     |                         |                        |
| Farms by bearing and nonbearing acres:  |                     |                     |                     |                     |                     |                         |                        |
| 0.1 to 4.9 acres ----- farms...   | 64                  | 28                  | 37                  | 87                  | 40                  | 14                      | 8                      |
| acres... farms...   | 49                  | 16                  | 22                  | 58                  | 34                  | 25                      | 16                     |
| 5.0 to 24.9 acres ----- farms...  | 8                   | 9                   | 5                   | 10                  | 14                  | 11                      | 11                     |
| acres... farms...   | 2                   | 1                   | -                   | -                   | 4                   | 2                       | 3                      |
| 25.0 to 99.9 acres ----- farms...   | -                   | -                   | -                   | 2                   | 3                   | 2                       | 3                      |
| acres... farms...   |                     |                     |                     |                     |                     |                         |                        |
| 100.0 to 249.9 acres ----- farms...   |                     |                     |                     |                     |                     |                         |                        |
| acres... farms...   |                     |                     |                     |                     |                     |                         |                        |
| 250.0 acres or more ----- farms...  |                     |                     |                     |                     |                     |                         |                        |
| acres... farms...   |                     |                     |                     |                     |                     |                         |                        |

<sup>1</sup>Data are based on a sample of farms.

<sup>2</sup>Farms with total production expenses equal to market value of agricultural products sold are included as farms with gains of less than \$1,000.

**Table 52. Summary by Value of Agricultural Products Sold: 1987**

[For meaning of abbreviations and symbols, see introductory text.]

| Item  | All farms  | \$500,000 or more   |           | \$250,000 to \$499,999 | \$100,000 to \$249,999 | \$50,000 to \$99,999 | \$40,000 to \$49,999 |
|---|------------|---------------------|-----------|------------------------|------------------------|----------------------|----------------------|
|   |            | \$1,000,000 or more | Total     |                        |                        |                      |                      |
| <b>FARMS AND LAND IN FARMS</b>                    |            |                     |           |                        |                        |                      |                      |
| Farms.....number.....                             | 34 074     | 172                 | 694       | 1 318                  | 2 405                  | 1 710                | 468                  |
| .....percent.....                                 | 100.0      | .5                  | 2.0       | 3.9                    | 7.1                    | 5.0                  | 1.4                  |
| Land in farms.....acres.....                      | 10 746 190 | 726 968             | 1 714 187 | 1 435 136              | 1 816 444              | 996 745              | 244 829              |
| Average size of farm.....acres.....               | 315        | 4 227               | 2 470     | 1 089                  | 755                    | 583                  | 523                  |
| <b>MARKET VALUE OF AGRICULTURAL PRODUCTS SOLD</b> |            |                     |           |                        |                        |                      |                      |
| Total sales (see text).....farms.....             | 34 074     | 172                 | 694       | 1 318                  | 2 405                  | 1 710                | 468                  |
| .....\$1,000.....                                 | 1 862 903  | 345 325             | 696 995   | 458 812                | 390 887                | 123 996              | 20 846               |
| Average per farm.....dollars.....                 | 54 672     | 2 007 704           | 1 004 316 | 348 112                | 162 531                | 72 512               | 44 542               |
| Farms by value of sales:                          |            |                     |           |                        |                        |                      |                      |
| Less than \$1,000 (see text).....                 | 5 310      | -                   | -         | -                      | -                      | -                    | -                    |
| \$1,000 to \$2,499.....                           | 5 799      | -                   | -         | -                      | -                      | -                    | -                    |
| \$2,500 to \$4,999.....                           | 5 985      | -                   | -         | -                      | -                      | -                    | -                    |
| \$5,000 to \$9,999.....                           | 5 012      | -                   | -         | -                      | -                      | -                    | -                    |
| \$10,000 to \$19,999.....                         | 3 307      | -                   | -         | -                      | -                      | -                    | -                    |
| \$20,000 to \$24,999.....                         | 763        | -                   | -         | -                      | -                      | -                    | -                    |
| \$25,000 to \$39,999.....                         | 1 303      | -                   | -         | -                      | -                      | -                    | -                    |
| \$40,000 to \$49,999.....                         | 468        | -                   | -         | -                      | -                      | -                    | 468                  |
| \$50,000 to \$99,999.....                         | 1 710      | -                   | -         | -                      | -                      | 1 710                | -                    |
| \$100,000 to \$249,999.....                       | 2 405      | -                   | -         | -                      | 2 405                  | -                    | -                    |
| \$250,000 to \$499,999.....                       | 1 318      | -                   | -         | 1 318                  | -                      | -                    | -                    |
| \$500,000 to \$999,999.....                       | 522        | -                   | 522       | -                      | -                      | -                    | -                    |
| \$1,000,000 or more.....                          | 172        | 172                 | 172       | -                      | -                      | -                    | -                    |
| Grains.....farms.....                             | 7 902      | 105                 | 400       | 669                    | 1 318                  | 959                  | 236                  |
| .....\$1,000.....                                 | 357 668    | 41 233              | 107 281   | 86 298                 | 93 358                 | 36 323               | 5 995                |
| Sales of \$50,000 or more.....farms.....          | 1 764      | 91                  | 327       | 424                    | 657                    | 356                  | -                    |
| .....\$1,000.....                                 | 290 155    | 40 856              | 105 361   | 80 667                 | 79 537                 | 24 590               | -                    |
| Corn for grain.....farms.....                     | 1 849      | 11                  | 45        | 86                     | 210                    | 182                  | 41                   |
| .....\$1,000.....                                 | 15 519     | (D)                 | 2 525     | 2 604                  | 4 356                  | 2 405                | 396                  |
| Wheat.....farms.....                              | 1 941      | 51                  | 199       | 287                    | 424                    | 327                  | 56                   |
| .....\$1,000.....                                 | 26 643     | 2 519               | 7 532     | 6 521                  | 6 368                  | 3 227                | 570                  |
| Soybeans.....farms.....                           | 6 421      | 98                  | 381       | 623                    | 1 219                  | 862                  | 210                  |
| .....\$1,000.....                                 | 221 571    | 25 505              | 65 257    | 52 376                 | 55 642                 | 23 336               | 4 094                |
| Sorghum for grain.....farms.....                  | 1 257      | 32                  | 131       | 194                    | 296                    | 224                  | 39                   |
| .....\$1,000.....                                 | 11 432     | 1 040               | 2 882     | 2 635                  | 3 278                  | 1 343                | 235                  |
| Barley.....farms.....                             | 1          | -                   | -         | -                      | -                      | -                    | -                    |
| .....\$1,000.....                                 | (D)        | -                   | -         | -                      | -                      | -                    | -                    |
| Oats.....farms.....                               | 71         | 2                   | 5         | 7                      | 6                      | 9                    | 1                    |
| .....\$1,000.....                                 | (D)        | (D)                 | 12        | 27                     | 42                     | 33                   | (D)                  |
| Other grains.....farms.....                       | 809        | 36                  | 122       | 173                    | 296                    | 139                  | 24                   |
| .....\$1,000.....                                 | 82 296     | 11 452              | 29 072    | 22 135                 | 23 672                 | 5 978                | (D)                  |
| Cotton and cottonseed.....farms.....              | 4 215      | 94                  | 342       | 523                    | 998                    | 674                  | 149                  |
| .....\$1,000.....                                 | 514 013    | 103 305             | 222 994   | 125 001                | 111 437                | 35 019               | 4 575                |
| Sales of \$50,000 or more.....farms.....          | 2 083      | 91                  | 333       | 492                    | 869                    | 389                  | -                    |
| .....\$1,000.....                                 | 481 559    | 103 230             | 222 736   | 124 358                | 108 109                | 26 356               | -                    |
| Tobacco.....farms.....                            | -          | -                   | -         | -                      | -                      | -                    | -                    |
| .....\$1,000.....                                 | -          | -                   | -         | -                      | -                      | -                    | -                    |
| Sales of \$50,000 or more.....farms.....          | -          | -                   | -         | -                      | -                      | -                    | -                    |
| .....\$1,000.....                                 | -          | -                   | -         | -                      | -                      | -                    | -                    |
| Hay, silage, and field seeds.....farms.....       | 3 649      | 9                   | 43        | 105                    | 175                    | 151                  | 49                   |
| .....\$1,000.....                                 | 10 978     | 100                 | 622       | 656                    | 952                    | 814                  | 249                  |
| Sales of \$50,000 or more.....farms.....          | 8          | 1                   | 4         | 1                      | 2                      | 1                    | -                    |
| .....\$1,000.....                                 | 647        | (D)                 | 410       | (D)                    | (D)                    | (D)                  | -                    |
| Vegetables, sweet corn, and melons.....farms..... | 766        | 1                   | 4         | 9                      | 25                     | 31                   | 17                   |
| .....\$1,000.....                                 | 5 693      | (D)                 | 248       | 139                    | 915                    | 1 115                | 514                  |
| Sales of \$50,000 or more.....farms.....          | 22         | -                   | 2         | 2                      | 8                      | 10                   | -                    |
| .....\$1,000.....                                 | 1 788      | -                   | (D)       | (D)                    | 746                    | 690                  | -                    |
| Fruits, nuts, and berries.....farms.....          | 541        | 5                   | 21        | 22                     | 26                     | 31                   | 1                    |
| .....\$1,000.....                                 | 2 757      | 20                  | 787       | 294                    | 314                    | 489                  | (D)                  |
| Sales of \$50,000 or more.....farms.....          | 14         | -                   | 4         | 1                      | 2                      | 7                    | -                    |
| .....\$1,000.....                                 | 1 518      | -                   | 714       | (D)                    | (D)                    | 410                  | -                    |
| Nursery and greenhouse crops.....farms.....       | 269        | 2                   | 9         | 14                     | 26                     | 19                   | 12                   |
| .....\$1,000.....                                 | 17 146     | (D)                 | 6 452     | 3 744                  | 3 487                  | 1 247                | 450                  |
| Sales of \$50,000 or more.....farms.....          | 63         | 2                   | 9         | 12                     | 24                     | 18                   | -                    |
| .....\$1,000.....                                 | 14 887     | (D)                 | 6 452     | (D)                    | (D)                    | (D)                  | -                    |
| Other crops.....farms.....                        | 266        | 2                   | 15        | 19                     | 29                     | 22                   | 3                    |
| .....\$1,000.....                                 | 5 658      | (D)                 | 1 334     | 1 786                  | 1 303                  | 564                  | (D)                  |
| Sales of \$50,000 or more.....farms.....          | 30         | 1                   | 10        | 10                     | 8                      | 2                    | -                    |
| .....\$1,000.....                                 | 3 920      | (D)                 | 1 250     | 1 647                  | (D)                    | (D)                  | -                    |
| Poultry and poultry products.....farms.....       | 1 785      | 36                  | 192       | 482                    | 505                    | 124                  | 24                   |
| .....\$1,000.....                                 | 463 748    | 100 603             | 198 780   | 165 148                | 88 312                 | 8 679                | 977                  |
| Sales of \$50,000 or more.....farms.....          | 1 276      | 36                  | 192       | 481                    | 497                    | 106                  | -                    |
| .....\$1,000.....                                 | 460 306    | 100 603             | 198 780   | (D)                    | (D)                    | 8 143                | -                    |
| Dairy products.....farms.....                     | 895        | 3                   | 17        | 97                     | 336                    | 220                  | 29                   |
| .....\$1,000.....                                 | 99 080     | 3 137               | 10 153    | 25 622                 | 45 331                 | 14 236               | 1 070                |
| Sales of \$50,000 or more.....farms.....          | 622        | 3                   | 17        | 95                     | 328                    | 182                  | -                    |
| .....\$1,000.....                                 | 93 828     | 3 137               | 10 153    | (D)                    | (D)                    | 12 944               | -                    |
| Cattle and calves.....farms.....                  | 22 087     | 33                  | 172       | 534                    | 1 000                  | 835                  | 256                  |
| .....\$1,000.....                                 | 212 736    | 19 389              | 32 188    | 23 445                 | 29 227                 | 20 897               | 6 121                |
| Sales of \$50,000 or more.....farms.....          | 530        | 19                  | 56        | 99                     | 167                    | 208                  | -                    |
| .....\$1,000.....                                 | 82 707     | 19 169              | 30 610    | 18 364                 | 19 893                 | 13 840               | -                    |

See footnotes at end of table.

Table 52. Summary by Value of Agricultural Products Sold: 1987—Con.

[For meaning of abbreviations and symbols, see introductory text]

| Item  | \$25,000 to \$39,999 | \$20,000 to \$24,999 | \$10,000 to \$19,999 | \$5,000 to \$9,999 | \$2,500 to \$4,999 | Less than \$2,500 |
|---|----------------------|----------------------|----------------------|--------------------|--------------------|-------------------|
| <b>FARMS AND LAND IN FARMS</b>                    |                      |                      |                      |                    |                    |                   |
| Farms.....number.....                             | 1 303                | 763                  | 3 307                | 5 012              | 5 985              | 11 109            |
| .....percent.....                                 | 3.8                  | 2.2                  | 9.7                  | 14.7               | 17.6               | 32.6              |
| Land in farms.....acres.....                      | 558 504              | 269 646              | 885 718              | 893 220            | 799 687            | 1 132 074         |
| Average size of farm.....acres.....               | 429                  | 353                  | 268                  | 178                | 134                | 102               |
| <b>MARKET VALUE OF AGRICULTURAL PRODUCTS SOLD</b> |                      |                      |                      |                    |                    |                   |
| Total sales (see text).....farms.....             | 1 303                | 763                  | 3 307                | 5 012              | 5 985              | 11 109            |
| .....\$1,000.....                                 | 40 779               | 16 894               | 45 838               | 35 115             | 21 291             | 11 450            |
| Average per farm.....dollars.....                 | 31 296               | 22 141               | 13 861               | 7 006              | 3 557              | 1 031             |
| Farms by value of sales:                          |                      |                      |                      |                    |                    |                   |
| Less than \$1,000 (see text).....                 | -                    | -                    | -                    | -                  | -                  | 5 310             |
| \$1,000 to \$2,499.....                           | -                    | -                    | -                    | -                  | -                  | 5 799             |
| \$2,500 to \$4,999.....                           | -                    | -                    | -                    | -                  | 5 985              | -                 |
| \$5,000 to \$9,999.....                           | -                    | -                    | -                    | 5 012              | -                  | -                 |
| \$10,000 to \$19,999.....                         | -                    | -                    | 3 307                | -                  | -                  | -                 |
| \$20,000 to \$24,999.....                         | -                    | 763                  | -                    | -                  | -                  | -                 |
| \$25,000 to \$39,999.....                         | 1 303                | -                    | -                    | -                  | -                  | -                 |
| \$40,000 to \$49,999.....                         | -                    | -                    | -                    | -                  | -                  | -                 |
| \$50,000 to \$99,999.....                         | -                    | -                    | -                    | -                  | -                  | -                 |
| \$100,000 to \$249,999.....                       | -                    | -                    | -                    | -                  | -                  | -                 |
| \$250,000 to \$499,999.....                       | -                    | -                    | -                    | -                  | -                  | -                 |
| \$500,000 to \$999,999.....                       | -                    | -                    | -                    | -                  | -                  | -                 |
| \$1,000,000 or more.....                          | -                    | -                    | -                    | -                  | -                  | -                 |
| Grains.....farms.....                             | 566                  | 256                  | 861                  | 952                | 798                | 887               |
| .....\$1,000.....                                 | 10 423               | 3 392                | 7 217                | 4 413              | 2 030              | 937               |
| Sales of \$50,000 or more.....farms.....          | -                    | -                    | -                    | -                  | -                  | -                 |
| .....\$1,000.....                                 | -                    | -                    | -                    | -                  | -                  | -                 |
| Corn for grain.....farms.....                     | 150                  | 65                   | 197                  | 253                | 262                | 358               |
| .....\$1,000.....                                 | 1 043                | 277                  | 664                  | 562                | 402                | 284               |
| Wheat.....farms.....                              | 158                  | 46                   | 166                  | 117                | 87                 | 74                |
| .....\$1,000.....                                 | 951                  | 189                  | 690                  | 340                | 171                | 74                |
| Soybeans.....farms.....                           | 492                  | 214                  | 701                  | 723                | 522                | 474               |
| .....\$1,000.....                                 | 7 509                | 2 679                | 5 476                | 3 289              | 1 379              | 533               |
| Sorghum for grain.....farms.....                  | 82                   | 30                   | 101                  | 84                 | 37                 | 39                |
| .....\$1,000.....                                 | 367                  | 102                  | 304                  | 182                | 65                 | 38                |
| Barley.....farms.....                             | -                    | -                    | -                    | -                  | -                  | 1                 |
| .....\$1,000.....                                 | -                    | -                    | -                    | -                  | -                  | (D)               |
| Oats.....farms.....                               | 10                   | 3                    | 9                    | 9                  | 3                  | 9                 |
| .....\$1,000.....                                 | 35                   | 7                    | 25                   | 15                 | (D)                | (D)               |
| Other grains.....farms.....                       | 27                   | 9                    | 9                    | 4                  | 5                  | 1                 |
| .....\$1,000.....                                 | 517                  | 127                  | 58                   | 25                 | (D)                | (D)               |
| Cotton and cottonseed.....farms.....              | 317                  | 142                  | 428                  | 334                | 193                | 115               |
| .....\$1,000.....                                 | 6 626                | 2 083                | 3 944                | 1 706              | 488                | 139               |
| Sales of \$50,000 or more.....farms.....          | -                    | -                    | -                    | -                  | -                  | -                 |
| .....\$1,000.....                                 | -                    | -                    | -                    | -                  | -                  | -                 |
| Tobacco.....farms.....                            | -                    | -                    | -                    | -                  | -                  | -                 |
| .....\$1,000.....                                 | -                    | -                    | -                    | -                  | -                  | -                 |
| Sales of \$50,000 or more.....farms.....          | -                    | -                    | -                    | -                  | -                  | -                 |
| .....\$1,000.....                                 | -                    | -                    | -                    | -                  | -                  | -                 |
| Hay, silage, and field seeds.....farms.....       | 188                  | 130                  | 502                  | 747                | 704                | 855               |
| .....\$1,000.....                                 | 1 192                | 593                  | 2 009                | 1 973              | 1 208              | 710               |
| Sales of \$50,000 or more.....farms.....          | -                    | -                    | -                    | -                  | -                  | -                 |
| .....\$1,000.....                                 | -                    | -                    | -                    | -                  | -                  | -                 |
| Vegetables, sweet corn, and melons.....farms..... | 45                   | 23                   | 102                  | 145                | 153                | 212               |
| .....\$1,000.....                                 | 707                  | 269                  | 737                  | 567                | 342                | 141               |
| Sales of \$50,000 or more.....farms.....          | -                    | -                    | -                    | -                  | -                  | -                 |
| .....\$1,000.....                                 | -                    | -                    | -                    | -                  | -                  | -                 |
| Fruits, nuts, and berries.....farms.....          | 16                   | 13                   | 44                   | 74                 | 82                 | 211               |
| .....\$1,000.....                                 | (D)                  | 121                  | 173                  | 214                | 141                | 122               |
| Sales of \$50,000 or more.....farms.....          | -                    | -                    | -                    | -                  | -                  | -                 |
| .....\$1,000.....                                 | -                    | -                    | -                    | -                  | -                  | -                 |
| Nursery and greenhouse crops.....farms.....       | 17                   | 13                   | 51                   | 48                 | 31                 | 29                |
| .....\$1,000.....                                 | 491                  | 276                  | 603                  | 275                | 81                 | 41                |
| Sales of \$50,000 or more.....farms.....          | -                    | -                    | -                    | -                  | -                  | -                 |
| .....\$1,000.....                                 | -                    | -                    | -                    | -                  | -                  | -                 |
| Other crops.....farms.....                        | 6                    | 6                    | 39                   | 38                 | 47                 | 42                |
| .....\$1,000.....                                 | (D)                  | (D)                  | 250                  | 101                | 39                 | 23                |
| Sales of \$50,000 or more.....farms.....          | -                    | -                    | -                    | -                  | -                  | -                 |
| .....\$1,000.....                                 | -                    | -                    | -                    | -                  | -                  | -                 |
| Poultry and poultry products.....farms.....       | 46                   | 14                   | 42                   | 77                 | 89                 | 190               |
| .....\$1,000.....                                 | 1 135                | 201                  | 333                  | 93                 | 50                 | 39                |
| Sales of \$50,000 or more.....farms.....          | -                    | -                    | -                    | -                  | -                  | -                 |
| .....\$1,000.....                                 | -                    | -                    | -                    | -                  | -                  | -                 |
| Dairy products.....farms.....                     | 55                   | 29                   | 58                   | 27                 | 16                 | 11                |
| .....\$1,000.....                                 | 1 444                | 445                  | 592                  | 146                | 36                 | 5                 |
| Sales of \$50,000 or more.....farms.....          | -                    | -                    | -                    | -                  | -                  | -                 |
| .....\$1,000.....                                 | -                    | -                    | -                    | -                  | -                  | -                 |
| Cattle and calves.....farms.....                  | 799                  | 520                  | 2 496                | 3 976              | 4 890              | 6 609             |
| .....\$1,000.....                                 | 16 326               | 8 443                | 27 647               | 24 068             | 15 850             | 8 523             |
| Sales of \$50,000 or more.....farms.....          | -                    | -                    | -                    | -                  | -                  | -                 |
| .....\$1,000.....                                 | -                    | -                    | -                    | -                  | -                  | -                 |

See footnotes at end of table.

**Table 52. Summary by Value of Agricultural Products Sold: 1987—Con.**

[For meaning of abbreviations and symbols, see introductory text]

| Item   | All farms            | \$500,000 or more   |         | \$250,000 to \$499,999 | \$100,000 to \$249,999 | \$50,000 to \$99,999 | \$40,000 to \$49,999 |
|--|----------------------|---------------------|---------|------------------------|------------------------|----------------------|----------------------|
|  |                      | \$1,000,000 or more | Total   |                        |                        |                      |                      |
| <b>MARKET VALUE OF AGRICULTURAL PRODUCTS SOLD—Con.</b> |                      |                     |         |                        |                        |                      |                      |
| Total sales (see text)—Con.                            |                      |                     |         |                        |                        |                      |                      |
| Hogs and pigs  | farms... 1 622       | 5                   | 20      | 55                     | 119                    | 97                   | 26                   |
|  | \$1,000... 28 011    | 2 774               | 7 523   | 4 427                  | 7 390                  | 2 822                | 469                  |
| Sales of \$50,000 or more                              | farms... 128         | 3                   | 13      | 21                     | 59                     | 35                   | -                    |
|  | \$1,000... 20 604    | (D)                 | 7 445   | 4 060                  | 6 800                  | 2 299                | -                    |
| Sheep, lambs, and wool                                 | farms... 175         | -                   | -       | 8                      | 9                      | 7                    | -                    |
|  | \$1,000... 172       | -                   | -       | 19                     | 9                      | 18                   | -                    |
| Sales of \$50,000 or more                              | farms... -           | -                   | -       | -                      | -                      | -                    | -                    |
|  | \$1,000... -         | -                   | -       | -                      | -                      | -                    | -                    |
| Other livestock and livestock products (see text)      | farms... 1 779       | 38                  | 110     | 90                     | 100                    | 73                   | 25                   |
|  | \$1,000... 145 243   | 71 909              | 108 633 | 22 231                 | 8 651                  | 1 773                | 326                  |
| Sales of \$50,000 or more                              | farms... 246         | 36                  | 98      | 70                     | 57                     | 21                   | -                    |
|  | \$1,000... 140 990   | (D)                 | 108 581 | 22 173                 | 8 651                  | 1 575                | -                    |
| <b>FARM PRODUCTION EXPENSES<sup>1</sup></b>            |                      |                     |         |                        |                        |                      |                      |
| Total farm production expenses                         | farms... 34 075      | 172                 | 694     | 1 318                  | 2 000                  | 1 613                | 553                  |
|  | \$1,000... 1 465 201 | 288 079             | 582 274 | 351 139                | 254 692                | 90 837               | 21 680               |
| Average per farm                                       | dollars... 42 999    | 1 674 878           | 810 194 | 266 418                | 127 346                | 56 316               | 39 204               |
| Livestock and poultry purchased                        | farms... 9 144       | 77                  | 321     | 676                    | 774                    | 524                  | 208                  |
|  | \$1,000... 138 882   | 44 239              | 66 690  | 30 543                 | 16 935                 | 6 592                | 1 777                |
| Farms with expenses of—                                |                      |                     |         |                        |                        |                      |                      |
| \$1 to \$4,999   | 6 138                | 2                   | 10      | 29                     | 126                    | 203                  | 102                  |
| \$5,000 to \$24,999                                    | 1 714                | 2                   | 17      | 86                     | 348                    | 224                  | 88                   |
| \$25,000 to \$99,999                                   | 1 140                | 12                  | 169     | 540                    | 294                    | 97                   | 18                   |
| \$100,000 or more                                      | 152                  | 61                  | 125     | 21                     | 6                      | -                    | -                    |
| Feed for livestock and poultry                         | farms... 19 926      | 82                  | 348     | 784                    | 1 062                  | 819                  | 343                  |
|  | \$1,000... 328 167   | 63 611              | 133 835 | 109 267                | 51 908                 | 11 103               | 2 090                |
| Farms with expenses of—                                |                      |                     |         |                        |                        |                      |                      |
| \$1 to \$4,999   | 16 827               | 2                   | 12      | 59                     | 181                    | 314                  | 176                  |
| \$5,000 to \$24,999                                    | 1 256                | 5                   | 20      | 63                     | 237                    | 309                  | 153                  |
| \$25,000 to \$99,999                                   | 824                  | 2                   | 24      | 118                    | 461                    | 186                  | 14                   |
| \$100,000 or more                                      | 1 019                | 73                  | 292     | 544                    | 183                    | -                    | -                    |
| Commercially mixed formula feeds                       | farms... 8 077       | 58                  | 276     | 662                    | 831                    | 530                  | 161                  |
|  | \$1,000... 267 719   | 46 458              | 109 385 | 99 599                 | 44 380                 | 8 090                | 1 286                |
| Farms with expenses of—                                |                      |                     |         |                        |                        |                      |                      |
| \$1 to \$4,999   | 5 901                | 1                   | 5       | 26                     | 108                    | 200                  | 57                   |
| \$5,000 to \$24,999                                    | 616                  | 4                   | 12      | 48                     | 187                    | 171                  | 90                   |
| \$25,000 to \$79,999                                   | 559                  | 4                   | 21      | 65                     | 298                    | 159                  | 14                   |
| \$80,000 or more                                       | 1 001                | 49                  | 240     | 523                    | 238                    | -                    | -                    |
| Seeds, bulbs, plants, and trees                        | farms... 15 903      | 117                 | 460     | 842                    | 1 518                  | 1 208                | 401                  |
|  | \$1,000... 38 481    | 4 449               | 11 002  | 8 004                  | 8 421                  | 3 718                | 1 033                |
| Farms with expenses of—                                |                      |                     |         |                        |                        |                      |                      |
| \$1 to \$999   | 10 376               | 3                   | 18      | 92                     | 146                    | 198                  | 74                   |
| \$1,000 to \$4,999                                     | 3 485                | 10                  | 43      | 174                    | 706                    | 789                  | 292                  |
| \$5,000 to \$24,999                                    | 1 833                | 39                  | 247     | 530                    | 656                    | 220                  | 35                   |
| \$25,000 or more                                       | 209                  | 65                  | 152     | 46                     | 10                     | 1                    | -                    |
| Commercial fertilizer                                  | farms... 22 557      | 118                 | 487     | 940                    | 1 642                  | 1 326                | 444                  |
|  | \$1,000... 90 795    | 9 878               | 22 654  | 17 357                 | 19 785                 | 8 939                | 2 418                |
| Farms with expenses of—                                |                      |                     |         |                        |                        |                      |                      |
| \$1 to \$4,999   | 18 693               | 8                   | 59      | 214                    | 401                    | 567                  | 211                  |
| \$5,000 to \$24,999                                    | 3 065                | 14                  | 124     | 456                    | 1 040                  | 736                  | 233                  |
| \$25,000 to \$49,999                                   | 574                  | 20                  | 142     | 218                    | 191                    | 22                   | -                    |
| \$50,000 or more                                       | 225                  | 76                  | 162     | 52                     | 10                     | 1                    | -                    |
| Agricultural chemicals                                 | farms... 16 597      | 125                 | 511     | 972                    | 1 617                  | 1 270                | 456                  |
|  | \$1,000... 130 399   | 23 059              | 50 223  | 29 570                 | 28 028                 | 10 268               | 2 171                |
| Farms with expenses of—                                |                      |                     |         |                        |                        |                      |                      |
| \$1 to \$4,999   | 13 050               | 11                  | 93      | 289                    | 468                    | 545                  | 285                  |
| \$5,000 to \$24,999                                    | 2 153                | 12                  | 53      | 210                    | 670                    | 654                  | 168                  |
| \$25,000 to \$49,999                                   | 755                  | 8                   | 34      | 234                    | 412                    | 70                   | 3                    |
| \$50,000 or more                                       | 639                  | 84                  | 331     | 239                    | 67                     | 1                    | -                    |
| Petroleum products                                     | farms... 32 592      | 172                 | 691     | 1 310                  | 1 987                  | 1 583                | 544                  |
|  | \$1,000... 86 016    | 11 017              | 24 020  | 17 073                 | 17 116                 | 7 469                | 2 091                |
| Farms with expenses of—                                |                      |                     |         |                        |                        |                      |                      |
| \$1 to \$4,999   | 28 733               | 8                   | 59      | 384                    | 658                    | 962                  | 394                  |
| \$5,000 to \$24,999                                    | 3 293                | 37                  | 285     | 755                    | 1 283                  | 620                  | 149                  |
| \$25,000 to \$49,999                                   | 411                  | 40                  | 205     | 160                    | 44                     | 1                    | 1                    |
| \$50,000 or more                                       | 155                  | 87                  | 142     | 11                     | 2                      | -                    | -                    |
| Gasoline and gasohol                                   | farms... 22 333      | 152                 | 594     | 1 060                  | 1 603                  | 1 247                | 470                  |
|  | \$1,000... 23 857    | 2 152               | 4 983   | 4 000                  | 4 537                  | 2 247                | 710                  |
| Diesel fuel  | farms... 23 700      | 159                 | 646     | 1 160                  | 1 784                  | 1 430                | 490                  |
|  | \$1,000... 46 517    | 6 446               | 13 965  | 9 583                  | 9 657                  | 4 008                | 1 080                |
| Natural gas  | farms... 987         | 30                  | 83      | 132                    | 124                    | 54                   | 19                   |
|  | \$1,000... 2 263     | 596                 | 993     | 608                    | 300                    | 139                  | 29                   |
| LP gas, fuel oil, kerosene, motor oil, grease, etc.    | farms... 20 759      | 163                 | 676     | 1 275                  | 1 928                  | 1 487                | 534                  |
|  | \$1,000... 13 379    | 1 822               | 4 079   | 2 882                  | 2 623                  | 1 074                | 271                  |

See footnotes at end of table.

Table 52. Summary by Value of Agricultural Products Sold: 1987—Con.

[For meaning of abbreviations and symbols, see introductory text]

| Item   | \$25,000 to<br>\$39,999 | \$20,000 to<br>\$24,999 | \$10,000 to<br>\$19,999 | \$5,000 to<br>\$9,999 | \$2,500 to<br>\$4,999 | Less than<br>\$2,500 |
|--|-------------------------|-------------------------|-------------------------|-----------------------|-----------------------|----------------------|
| <b>MARKET VALUE OF AGRICULTURAL PRODUCTS SOLD—Con.</b> |                         |                         |                         |                       |                       |                      |
| Total sales (see text)—Con.                            |                         |                         |                         |                       |                       |                      |
| Hogs and pigs  | 92                      | 53                      | 211                     | 244                   | 280                   | 425                  |
| farms..  |                         |                         |                         |                       |                       |                      |
| \$1,000..  | 1 525                   | 595                     | 1 537                   | 833                   | 532                   | 359                  |
| Sales of \$50,000 or more                              | -                       | -                       | -                       | -                     | -                     | -                    |
| farms..  |                         |                         |                         |                       |                       |                      |
| \$1,000..  | -                       | -                       | -                       | -                     | -                     | -                    |
| Sheep, lambs, and wool                                 | 10                      | 8                       | 8                       | 27                    | 33                    | 65                   |
| farms..  |                         |                         |                         |                       |                       |                      |
| \$1,000..  | (D)                     | (D)                     | 5                       | 34                    | 25                    | 36                   |
| Sales of \$50,000 or more                              | -                       | -                       | -                       | -                     | -                     | -                    |
| farms..  |                         |                         |                         |                       |                       |                      |
| \$1,000..  | -                       | -                       | -                       | -                     | -                     | -                    |
| Other livestock and livestock products<br>(see text)   | 78                      | 40                      | 164                     | 246                   | 301                   | 552                  |
| farms..  |                         |                         |                         |                       |                       |                      |
| \$1,000..  | 720                     | 383                     | 790                     | 691                   | 468                   | 376                  |
| Sales of \$50,000 or more                              | -                       | -                       | -                       | -                     | -                     | -                    |
| farms..  |                         |                         |                         |                       |                       |                      |
| \$1,000..  | -                       | -                       | -                       | -                     | -                     | -                    |
| <b>FARM PRODUCTION EXPENSES<sup>1</sup></b>            |                         |                         |                         |                       |                       |                      |
| Total farm production expenses                         | 1 362                   | 740                     | 3 423                   | 5 119                 | 6 124                 | 11 129               |
| farms..  |                         |                         |                         |                       |                       |                      |
| \$1,000..  | 34 446                  | 14 522                  | 41 259                  | 32 827                | 28 798                | 32 726               |
| Average per farm                                       | 25 291                  | 19 624                  | 12 054                  | 6 413                 | 4 702                 | 2 941                |
| dollars..  |                         |                         |                         |                       |                       |                      |
| Livestock and poultry purchased                        | 401                     | 188                     | 1 192                   | 1 195                 | 1 539                 | 2 126                |
| farms..  |                         |                         |                         |                       |                       |                      |
| \$1,000..  | 2 869                   | 1 008                   | 4 839                   | 2 629                 | 2 336                 | 2 664                |
| Farms with expenses of—                                |                         |                         |                         |                       |                       |                      |
| \$1 to \$4,999   | 203                     | 103                     | 795                     | 1 074                 | 1 477                 | 2 016                |
| \$5,000 to \$24,999                                    | 180                     | 83                      | 396                     | 121                   | 61                    | 110                  |
| \$25,000 to \$99,999                                   | 18                      | 2                       | 1                       | -                     | 1                     | -                    |
| \$100,000 or more                                      | -                       | -                       | -                       | -                     | -                     | -                    |
| Feed for livestock and poultry                         | 793                     | 447                     | 2 298                   | 3 234                 | 3 884                 | 5 914                |
| farms..  |                         |                         |                         |                       |                       |                      |
| \$1,000..  | 2 550                   | 1 281                   | 4 767                   | 3 725                 | 3 526                 | 4 114                |
| Farms with expenses of—                                |                         |                         |                         |                       |                       |                      |
| \$1 to \$4,999   | 623                     | 356                     | 2 104                   | 3 215                 | 3 877                 | 5 910                |
| \$5,000 to \$24,999                                    | 167                     | 91                      | 193                     | 19                    | 7                     | 4                    |
| \$25,000 to \$99,999                                   | 3                       | -                       | 1                       | -                     | 7                     | -                    |
| \$100,000 or more                                      | -                       | -                       | -                       | -                     | -                     | -                    |
| Commercially mixed formula feeds                       | 231                     | 191                     | 812                     | 1 102                 | 1 366                 | 1 913                |
| farms..  |                         |                         |                         |                       |                       |                      |
| \$1,000..  | 773                     | 480                     | 1 309                   | 843                   | 714                   | 860                  |
| Farms with expenses of—                                |                         |                         |                         |                       |                       |                      |
| \$1 to \$4,999   | 188                     | 152                     | 784                     | 1 102                 | 1 366                 | 1 913                |
| \$5,000 to \$24,999                                    | 41                      | 39                      | 28                      | -                     | -                     | -                    |
| \$25,000 to \$79,999                                   | 2                       | -                       | -                       | -                     | -                     | -                    |
| \$80,000 or more                                       | -                       | -                       | -                       | -                     | -                     | -                    |
| Seeds, bulbs, plants, and trees                        | 1 004                   | 495                     | 1 943                   | 2 400                 | 2 344                 | 3 288                |
| farms..  |                         |                         |                         |                       |                       |                      |
| \$1,000..  | 1 768                   | 713                     | 1 588                   | 935                   | 697                   | 602                  |
| Farms with expenses of—                                |                         |                         |                         |                       |                       |                      |
| \$1 to \$999   | 366                     | 281                     | 1 420                   | 2 252                 | 2 288                 | 3 241                |
| \$1,000 to \$4,999                                     | 551                     | 174                     | 505                     | 148                   | 56                    | 47                   |
| \$5,000 to \$24,999                                    | 87                      | 40                      | 18                      | -                     | -                     | -                    |
| \$25,000 or more                                       | -                       | -                       | -                       | -                     | -                     | -                    |
| Commercial fertilizer                                  | 1 160                   | 586                     | 2 594                   | 3 780                 | 3 886                 | 5 712                |
| farms..  |                         |                         |                         |                       |                       |                      |
| \$1,000..  | 3 708                   | 1 301                   | 4 229                   | 4 266                 | 3 305                 | 2 833                |
| Farms with expenses of—                                |                         |                         |                         |                       |                       |                      |
| \$1 to \$4,999   | 883                     | 534                     | 2 495                   | 3 760                 | 3 863                 | 5 706                |
| \$5,000 to \$24,999                                    | 276                     | 52                      | 99                      | 20                    | 23                    | 6                    |
| \$25,000 to \$49,999                                   | 1                       | -                       | -                       | -                     | -                     | -                    |
| \$50,000 or more                                       | -                       | -                       | -                       | -                     | -                     | -                    |
| Agricultural chemicals                                 | 978                     | 472                     | 1 908                   | 2 259                 | 2 423                 | 3 731                |
| farms..  |                         |                         |                         |                       |                       |                      |
| \$1,000..  | 3 078                   | 1 052                   | 2 468                   | 1 582                 | 997                   | 961                  |
| Farms with expenses of—                                |                         |                         |                         |                       |                       |                      |
| \$1 to \$4,999   | 764                     | 402                     | 1 833                   | 2 233                 | 2 415                 | 3 723                |
| \$5,000 to \$24,999                                    | 214                     | 70                      | 74                      | 25                    | 8                     | 7                    |
| \$25,000 to \$49,999                                   | -                       | -                       | 1                       | -                     | 1                     | 1                    |
| \$50,000 or more                                       | -                       | -                       | -                       | 1                     | -                     | -                    |
| Petroleum products                                     | 1 348                   | 727                     | 3 395                   | 5 050                 | 6 031                 | 9 926                |
| farms..  |                         |                         |                         |                       |                       |                      |
| \$1,000..  | 3 144                   | 1 495                   | 4 050                   | 3 321                 | 3 090                 | 3 147                |
| Farms with expenses of—                                |                         |                         |                         |                       |                       |                      |
| \$1 to \$4,999   | 1 235                   | 675                     | 3 379                   | 5 050                 | 6 020                 | 9 917                |
| \$5,000 to \$24,999                                    | 113                     | 52                      | 16                      | -                     | 11                    | 9                    |
| \$25,000 to \$49,999                                   | -                       | -                       | -                       | -                     | -                     | -                    |
| \$50,000 or more                                       | -                       | -                       | -                       | -                     | -                     | -                    |
| Gasoline and gasohol                                   | 970                     | 565                     | 2 372                   | 3 160                 | 3 733                 | 6 559                |
| farms..  |                         |                         |                         |                       |                       |                      |
| \$1,000..  | 1 026                   | 484                     | 1 628                   | 1 393                 | 1 270                 | 1 579                |
| Diesel fuel  | 1 160                   | 622                     | 2 807                   | 3 811                 | 4 344                 | 5 446                |
| farms..  |                         |                         |                         |                       |                       |                      |
| \$1,000..  | 1 713                   | 813                     | 1 839                   | 1 440                 | 1 331                 | 1 089                |
| Natural gas  | 39                      | 1                       | 111                     | 79                    | 112                   | 233                  |
| farms..  |                         |                         |                         |                       |                       |                      |
| \$1,000..  | 34                      | (D)                     | (D)                     | 25                    | 37                    | 38                   |
| LP gas, fuel oil, kerosene, motor oil,<br>grease, etc. | 1 191                   | 616                     | 2 697                   | 2 890                 | 3 145                 | 4 320                |
| farms..  |                         |                         |                         |                       |                       |                      |
| \$1,000..  | 370                     | (D)                     | (D)                     | 463                   | 452                   | 442                  |

See footnotes at end of table.

**Table 52. Summary by Value of Agricultural Products Sold: 1987—Con.**

[For meaning of abbreviations and symbols, see introductory text]

| Item   | All farms | \$500,000 or more   |        | \$250,000 to \$499,999 | \$100,000 to \$249,999 | \$50,000 to \$99,999 | \$40,000 to \$49,999 |
|--|-----------|---------------------|--------|------------------------|------------------------|----------------------|----------------------|
|  |           | \$1,000,000 or more | Total  |                        |                        |                      |                      |
| <b>FARM PRODUCTION EXPENSES<sup>1</sup></b>                                    |           |                     |        |                        |                        |                      |                      |
| —Con.  |           |                     |        |                        |                        |                      |                      |
| Total farm production expenses—Con.  |           |                     |        |                        |                        |                      |                      |
| Electricity ----- farms...   | 15 537    | 165                 | 664    | 1 244                  | 1 780                  | 1 273                | 396                  |
| \$1,000...   | 20 614    | 4 684               | 7 952  | 4 090                  | 3 922                  | 1 434                | 374                  |
| Farms with expenses of—  |           |                     |        |                        |                        |                      |                      |
| \$1 to \$999 .....   | 11 807    | 5                   | 53     | 278                    | 691                    | 831                  | 275                  |
| \$1,000 to \$4,999 .....   | 2 968     | 35                  | 307    | 735                    | 912                    | 408                  | 120                  |
| \$5,000 to \$24,999 .....  | 672       | 73                  | 230    | 219                    | 173                    | 34                   | 1                    |
| \$25,000 or more .....   | 90        | 52                  | 74     | 12                     | 4                      | -                    | -                    |
| Hired farm labor ----- farms...  | 13 073    | 169                 | 675    | 1 196                  | 1 695                  | 1 197                | 346                  |
| \$1,000...   | 142 341   | 32 431              | 63 447 | 37 594                 | 25 319                 | 6 367                | 1 488                |
| Farms with expenses of—  |           |                     |        |                        |                        |                      |                      |
| \$1 to \$4,999 .....   | 9 057     | 1                   | 2      | 82                     | 344                    | 753                  | 250                  |
| \$5,000 to \$24,999 .....  | 2 502     | 9                   | 131    | 495                    | 1 036                  | 418                  | 86                   |
| \$25,000 to \$99,999 .....   | 1 280     | 45                  | 337    | 592                    | 314                    | 26                   | 10                   |
| \$100,000 or more .....  | 234       | 114                 | 205    | 27                     | 1                      | -                    | -                    |
| Contract labor ----- farms...  | 3 922     | 47                  | 196    | 373                    | 398                    | 280                  | 97                   |
| \$1,000...   | 13 409    | 2 060               | 4 237  | 3 314                  | 1 836                  | 1 004                | 289                  |
| Farms with expenses of—  |           |                     |        |                        |                        |                      |                      |
| \$1 to \$999 .....   | 2 008     | 2                   | 11     | 33                     | 67                     | 81                   | 32                   |
| \$1,000 to \$4,999 .....   | 1 256     | 7                   | 39     | 138                    | 196                    | 133                  | 48                   |
| \$5,000 to \$24,999 .....  | 581       | 17                  | 97     | 178                    | 132                    | 65                   | 17                   |
| \$25,000 or more .....   | 77        | 21                  | 49     | 24                     | 3                      | 1                    | -                    |
| Repair and maintenance ----- farms...  | 26 650    | 170                 | 682    | 1 263                  | 1 891                  | 1 474                | 508                  |
| \$1,000...   | 98 000    | 17 231              | 32 025 | 19 282                 | 17 645                 | 6 908                | 1 843                |
| Farms with expenses of—  |           |                     |        |                        |                        |                      |                      |
| \$1 to \$4,999 .....   | 22 804    | 4                   | 102    | 370                    | 623                    | 948                  | 356                  |
| \$5,000 to \$24,999 .....  | 3 110     | 36                  | 233    | 602                    | 1 177                  | 521                  | 152                  |
| \$25,000 to \$49,999 .....   | 478       | 27                  | 139    | 249                    | 84                     | 4                    | -                    |
| \$50,000 or more .....   | 258       | 103                 | 208    | 42                     | 7                      | 1                    | -                    |
| Customwork, machine hire, and rental of machinery and equipment ----- farms... | 9 393     | 108                 | 396    | 607                    | 944                    | 643                  | 200                  |
| \$1,000...   | 43 453    | 9 940               | 19 478 | 6 647                  | 6 765                  | 3 472                | 734                  |
| Farms with expenses of—  |           |                     |        |                        |                        |                      |                      |
| \$1 to \$999 .....   | 5 156     | 3                   | 22     | 102                    | 148                    | 120                  | 37                   |
| \$1,000 to \$4,999 .....   | 2 684     | 7                   | 38     | 175                    | 334                    | 298                  | 113                  |
| \$5,000 to \$24,999 .....  | 1 214     | 18                  | 138    | 253                    | 416                    | 207                  | 50                   |
| \$25,000 or more .....   | 339       | 78                  | 198    | 77                     | 46                     | 18                   | -                    |
| Interest expense ----- farms...  | 14 197    | 147                 | 605    | 1 112                  | 1 557                  | 1 176                | 376                  |
| \$1,000...   | 90 636    | 13 004              | 26 837 | 18 664                 | 17 286                 | 7 340                | 1 596                |
| Farms with expenses of—  |           |                     |        |                        |                        |                      |                      |
| \$1 to \$4,999 .....   | 10 087    | 21                  | 87     | 308                    | 547                    | 575                  | 264                  |
| \$5,000 to \$24,999 .....  | 3 378     | 45                  | 264    | 537                    | 819                    | 589                  | 112                  |
| \$25,000 to \$99,999 .....   | 662       | 40                  | 190    | 261                    | 191                    | 12                   | -                    |
| \$100,000 or more .....  | 70        | 41                  | 64     | 6                      | -                      | -                    | -                    |
| Secured by real estate ----- farms...  | 9 772     | 79                  | 346    | 764                    | 1 064                  | 790                  | 225                  |
| \$1,000...   | 63 210    | 9 278               | 17 890 | 12 324                 | 11 766                 | 4 907                | 1 089                |
| Farms with expenses of—  |           |                     |        |                        |                        |                      |                      |
| \$1 to \$999 .....   | 2 772     | 2                   | 12     | 43                     | 94                     | 86                   | 46                   |
| \$1,000 to \$4,999 .....   | 4 159     | 6                   | 39     | 176                    | 299                    | 315                  | 89                   |
| \$5,000 to \$24,999 .....  | 2 375     | 15                  | 125    | 388                    | 550                    | 379                  | 90                   |
| \$25,000 or more .....   | 466       | 56                  | 170    | 157                    | 121                    | 10                   | -                    |
| Not secured by real estate ----- farms...                                      | 6 733     | 101                 | 402    | 615                    | 874                    | 556                  | 231                  |
| \$1,000...   | 27 426    | 3 728               | 8 948  | 6 341                  | 5 520                  | 2 432                | 508                  |
| Farms with expenses of—  |           |                     |        |                        |                        |                      |                      |
| \$1 to \$999 .....   | 3 148     | -                   | 16     | 59                     | 115                    | 120                  | 72                   |
| \$1,000 to \$4,999 .....   | 2 183     | 16                  | 69     | 200                    | 344                    | 211                  | 146                  |
| \$5,000 to \$24,999 .....  | 1 205     | 37                  | 208    | 287                    | 396                    | 225                  | 13                   |
| \$25,000 or more .....   | 197       | 48                  | 109    | 69                     | 19                     | -                    | -                    |
| Cash rent ----- farms...   | 8 915     | 113                 | 426    | 724                    | 1 203                  | 921                  | 305                  |
| \$1,000...   | 102 996   | 20 726              | 44 413 | 22 298                 | 19 646                 | 7 579                | 1 604                |
| Farms with expenses of—  |           |                     |        |                        |                        |                      |                      |
| \$1 to \$4,999 .....   | 6 271     | 12                  | 55     | 166                    | 390                    | 456                  | 181                  |
| \$5,000 to \$9,999 .....   | 745       | 5                   | 29     | 67                     | 144                    | 170                  | 75                   |
| \$10,000 to \$24,999 .....   | 911       | 11                  | 47     | 147                    | 363                    | 253                  | 48                   |
| \$25,000 or more .....   | 988       | 85                  | 295    | 344                    | 306                    | 42                   | 1                    |
| Property taxes ----- farms...  | 30 575    | 127                 | 552    | 1 157                  | 1 712                  | 1 416                | 448                  |
| \$1,000...   | 23 793    | 1 642               | 3 780  | 3 198                  | 3 325                  | 1 568                | 469                  |
| Farms with expenses of—  |           |                     |        |                        |                        |                      |                      |
| \$1 to \$4,999 .....   | 29 761    | 47                  | 320    | 927                    | 1 526                  | 1 364                | 424                  |
| \$5,000 to \$9,999 .....   | 577       | 27                  | 118    | 175                    | 154                    | 48                   | 24                   |
| \$10,000 to \$24,999 .....   | 204       | 33                  | 88     | 52                     | 30                     | 4                    | -                    |
| \$25,000 or more .....   | 33        | 20                  | 26     | 3                      | 2                      | -                    | -                    |
| All other farm production expenses ----- farms...                              | 28 885    | 172                 | 694    | 1 318                  | 2 000                  | 1 613                | 553                  |
| \$1,000...   | 117 219   | 30 107              | 51 679 | 24 238                 | 16 756                 | 7 077                | 1 701                |
| Farms with expenses of—  |           |                     |        |                        |                        |                      |                      |
| \$1 to \$4,999 .....   | 25 456    | 5                   | 95     | 401                    | 875                    | 1 112                | 478                  |
| \$5,000 to \$24,999 .....  | 2 553     | 23                  | 197    | 572                    | 1 004                  | 493                  | 75                   |
| \$25,000 to \$49,999 .....   | 458       | 23                  | 119    | 227                    | 104                    | 8                    | -                    |
| \$50,000 or more .....   | 418       | 121                 | 283    | 118                    | 17                     | -                    | -                    |

See footnotes at end of table.



**Table 52. Summary by Value of Agricultural Products Sold: 1987—Con.**

[For meaning of abbreviations and symbols, see introductory text]

| Item  | \$25,000 to<br>\$39,999 | \$20,000 to<br>\$24,999 | \$10,000 to<br>\$19,999 | \$5,000 to<br>\$9,999 | \$2,500 to<br>\$4,999 | Less than<br>\$2,500 |
|---|-------------------------|-------------------------|-------------------------|-----------------------|-----------------------|----------------------|
| <b>FARM PRODUCTION EXPENSES<sup>1</sup></b>                                     |                         |                         |                         |                       |                       |                      |
| —Con.   |                         |                         |                         |                       |                       |                      |
| Total farm production expenses—Con.   |                         |                         |                         |                       |                       |                      |
| Electricity..... farms..  | 815                     | 434                     | 1 683                   | 2 124                 | 2 162                 | 2 962                |
| \$1,000.....  | 457                     | 194                     | 508                     | 577                   | 542                   | 564                  |
| Farms with expenses of—   |                         |                         |                         |                       |                       |                      |
| \$1 to \$999.....   | 730                     | 364                     | 1 580                   | 2 026                 | 2 080                 | 2 899                |
| \$1,000 to \$4,999.....   | 72                      | 69                      | 103                     | 98                    | 82                    | 62                   |
| \$5,000 to \$24,999.....  | 13                      | 1                       | -                       | -                     | -                     | 1                    |
| \$25,000 or more.....   | -                       | -                       | -                       | -                     | -                     | -                    |
| Hired farm labor..... farms..   | 800                     | 372                     | 1 514                   | 1 587                 | 1 745                 | 1 946                |
| \$1,000.....  | 2 424                   | 1 092                   | 1 713                   | 950                   | 871                   | 1 075                |
| Farms with expenses of—   |                         |                         |                         |                       |                       |                      |
| \$1 to \$4,999.....   | 636                     | 288                     | 1 449                   | 1 577                 | 1 745                 | 1 931                |
| \$5,000 to \$24,999.....  | 163                     | 84                      | 65                      | 10                    | -                     | 14                   |
| \$25,000 to \$99,999.....   | 1                       | -                       | -                       | -                     | -                     | -                    |
| \$100,000 or more.....  | -                       | -                       | -                       | -                     | -                     | 1                    |
| Contract labor..... farms..   | 204                     | 114                     | 397                     | 647                   | 543                   | 673                  |
| \$1,000.....  | 623                     | 219                     | 648                     | 477                   | 348                   | 414                  |
| Farms with expenses of—   |                         |                         |                         |                       |                       |                      |
| \$1 to \$999.....   | 54                      | 56                      | 203                     | 494                   | 421                   | 556                  |
| \$1,000 to \$4,999.....   | 118                     | 39                      | 165                     | 148                   | 122                   | 110                  |
| \$5,000 to \$24,999.....  | 32                      | 19                      | 29                      | 5                     | -                     | 7                    |
| \$25,000 or more.....   | -                       | -                       | -                       | -                     | -                     | -                    |
| Repair and maintenance..... farms..   | 1 175                   | 636                     | 2 910                   | 4 171                 | 4 713                 | 7 227                |
| \$1,000.....  | 3 209                   | 1 600                   | 3 775                   | 3 863                 | 3 422                 | 4 427                |
| Farms with expenses of—   |                         |                         |                         |                       |                       |                      |
| \$1 to \$4,999.....   | 1 009                   | 542                     | 2 825                   | 4 144                 | 4 685                 | 7 200                |
| \$5,000 to \$24,999.....  | 184                     | 94                      | 85                      | 27                    | 28                    | 27                   |
| \$25,000 to \$49,999.....   | 2                       | -                       | -                       | -                     | -                     | -                    |
| \$50,000 or more.....   | -                       | -                       | -                       | -                     | -                     | -                    |
| Customwork, machine hire, and rental of<br>machinery and equipment..... farms.. | 528                     | 229                     | 1 003                   | 1 545                 | 1 519                 | 1 779                |
| \$1,000.....  | 1 393                   | 434                     | 1 376                   | 1 340                 | 997                   | 816                  |
| Farms with expenses of—   |                         |                         |                         |                       |                       |                      |
| \$1 to \$999.....   | 135                     | 96                      | 546                     | 1 068                 | 1 242                 | 1 640                |
| \$1,000 to \$4,999.....   | 309                     | 114                     | 417                     | 470                   | 277                   | 139                  |
| \$5,000 to \$24,999.....  | 84                      | 19                      | 40                      | 7                     | -                     | -                    |
| \$25,000 or more.....   | -                       | -                       | -                       | -                     | -                     | -                    |
| Interest expense..... farms..   | 746                     | 448                     | 1 424                   | 1 837                 | 1 973                 | 2 943                |
| \$1,000.....  | 2 662                   | 1 372                   | 3 925                   | 3 234                 | 3 232                 | 4 488                |
| Farms with expenses of—   |                         |                         |                         |                       |                       |                      |
| \$1 to \$4,999.....   | 510                     | 363                     | 1 178                   | 1 672                 | 1 816                 | 2 767                |
| \$5,000 to \$24,999.....  | 236                     | 85                      | 239                     | 165                   | 157                   | 175                  |
| \$25,000 to \$99,999.....   | -                       | -                       | 7                       | -                     | -                     | 1                    |
| \$100,000 or more.....  | -                       | -                       | -                       | -                     | -                     | -                    |
| Secured by real estate..... farms..   | 469                     | 306                     | 889                     | 1 304                 | 1 345                 | 2 270                |
| \$1,000.....  | 1 944                   | 1 022                   | 3 191                   | 2 530                 | 2 711                 | 3 838                |
| Farms with expenses of—   |                         |                         |                         |                       |                       |                      |
| \$1 to \$999.....   | 98                      | 96                      | 191                     | 534                   | 526                   | 1 046                |
| \$1,000 to \$4,999.....   | 221                     | 141                     | 477                     | 640                   | 676                   | 1 086                |
| \$5,000 to \$24,999.....  | 150                     | 69                      | 214                     | 130                   | 143                   | 137                  |
| \$25,000 or more.....   | -                       | -                       | 7                       | -                     | -                     | 1                    |
| Not secured by real estate..... farms..   | 424                     | 187                     | 728                     | 825                   | 801                   | 1 090                |
| \$1,000.....  | 718                     | 350                     | 734                     | 704                   | 522                   | 650                  |
| Farms with expenses of—   |                         |                         |                         |                       |                       |                      |
| \$1 to \$999.....   | 211                     | 97                      | 438                     | 565                   | 643                   | 812                  |
| \$1,000 to \$4,999.....   | 158                     | 77                      | 283                     | 260                   | 158                   | 277                  |
| \$5,000 to \$24,999.....  | 55                      | 13                      | 7                       | -                     | -                     | 1                    |
| \$25,000 or more.....   | -                       | -                       | -                       | -                     | -                     | -                    |
| Cash rent..... farms..  | 734                     | 356                     | 1 175                   | 1 116                 | 996                   | 959                  |
| \$1,000.....  | 2 409                   | 948                     | 1 921                   | 1 011                 | 633                   | 534                  |
| Farms with expenses of—   |                         |                         |                         |                       |                       |                      |
| \$1 to \$4,999.....   | 553                     | 296                     | 1 138                   | 1 100                 | 994                   | 942                  |
| \$5,000 to \$9,999.....   | 145                     | 48                      | 34                      | 16                    | -                     | 17                   |
| \$10,000 to \$24,999.....   | 36                      | 12                      | 3                       | -                     | 2                     | -                    |
| \$25,000 or more.....   | -                       | -                       | -                       | -                     | -                     | -                    |
| Property taxes..... farms..   | 1 204                   | 668                     | 3 159                   | 4 634                 | 5 585                 | 10 040               |
| \$1,000.....  | 1 371                   | 573                     | 1 874                   | 2 067                 | 2 286                 | 3 283                |
| Farms with expenses of—   |                         |                         |                         |                       |                       |                      |
| \$1 to \$4,999.....   | 1 171                   | 659                     | 3 140                   | 4 622                 | 5 574                 | 10 034               |
| \$5,000 to \$9,999.....   | 14                      | 2                       | 18                      | 12                    | 6                     | 6                    |
| \$10,000 to \$24,999.....   | 18                      | 7                       | -                       | -                     | 5                     | -                    |
| \$25,000 or more.....   | 1                       | -                       | 1                       | -                     | -                     | -                    |
| All other farm production expenses..... farms..                                 | 1 361                   | 740                     | 3 423                   | 4 228                 | 4 896                 | 8 059                |
| \$1,000.....  | 2 781                   | 1 238                   | 3 579                   | 2 850                 | 2 517                 | 2 804                |
| Farms with expenses of—   |                         |                         |                         |                       |                       |                      |
| \$1 to \$4,999.....   | 1 247                   | 706                     | 3 391                   | 4 212                 | 4 890                 | 8 049                |
| \$5,000 to \$24,999.....  | 114                     | 34                      | 32                      | 16                    | 6                     | 10                   |
| \$25,000 to \$49,999.....   | -                       | -                       | -                       | -                     | -                     | -                    |
| \$50,000 or more.....   | -                       | -                       | -                       | -                     | -                     | -                    |

See footnotes at end of table.

Table 52. Summary by Value of Agricultural Products Sold: 1987—Con.

[For meaning of abbreviations and symbols, see introductory text]

| Item   | All farms | \$500,000 or more   |           | \$250,000 to \$499,999 | \$100,000 to \$249,999 | \$50,000 to \$99,999 | \$40,000 to \$49,999 |
|--|-----------|---------------------|-----------|------------------------|------------------------|----------------------|----------------------|
|  |           | \$1,000,000 or more | Total     |                        |                        |                      |                      |
| <b>NET CASH RETURN FROM AGRICULTURAL SALES FOR THE FARM UNIT<sup>1</sup></b>                         |           |                     |           |                        |                        |                      |                      |
| All farms.....number.....  | 34 075    | 172                 | 694       | 1 318                  | 2 000                  | 1 613                | 553                  |
| .....\$1,000.....  | 332 280   | 57 246              | 134 721   | 107 673                | 70 348                 | 25 819               | 2 638                |
| Average per farm.....dollars.....  | 9 751     | 332 827             | 184 123   | 81 694                 | 35 174                 | 16 007               | 4 770                |
| Farms with net gains <sup>2</sup> .....number.....   | 17 692    | 154                 | 645       | 1 238                  | 1 721                  | 1 303                | 361                  |
| Average net gain.....dollars.....  | 23 285    | 400 864             | 218 656   | 89 116                 | 45 409                 | 24 221               | 14 390               |
| Gain of—   |           |                     |           |                        |                        |                      |                      |
| Less than \$1,000.....   | 3 714     | -                   | 6         | 6                      | 17                     | 25                   | 6                    |
| \$1,000 to \$9,999.....  | 8 222     | 1                   | 10        | 40                     | 158                    | 201                  | 133                  |
| \$10,000 to \$49,999.....  | 3 452     | 7                   | 50        | 252                    | 859                    | 979                  | 222                  |
| \$50,000 or more.....  | 2 304     | 146                 | 579       | 940                    | 687                    | 98                   | -                    |
| Farms with net losses.....number.....  | 16 383    | 18                  | 49        | 80                     | 279                    | 310                  | 192                  |
| Average net loss.....dollars.....  | 4 863     | 249 274             | 128 819   | 33 159                 | 27 958                 | 18 520               | 13 316               |
| Loss of—   |           |                     |           |                        |                        |                      |                      |
| Less than \$1,000.....   | 4 693     | -                   | 1         | 4                      | 12                     | 8                    | 13                   |
| \$1,000 to \$9,999.....  | 10 054    | 1                   | 6         | 13                     | 76                     | 107                  | 102                  |
| \$10,000 to \$49,999.....  | 1 517     | 4                   | 16        | 44                     | 149                    | 181                  | 74                   |
| \$50,000 or more.....  | 119       | 13                  | 26        | 19                     | 42                     | 14                   | 3                    |
| <b>GOVERNMENT PAYMENTS AND OTHER FARM-RELATED INCOME</b>   |           |                     |           |                        |                        |                      |                      |
| Government payments.....farms.....   | 7 821     | 95                  | 376       | 663                    | 1 341                  | 976                  | 236                  |
| .....\$1,000.....  | 159 539   | 21 150              | 50 932    | 36 534                 | 39 945                 | 16 642               | 2 416                |
| Other farm-related income <sup>1</sup> .....farms.....   | 6 112     | 35                  | 134       | 280                    | 495                    | 356                  | 156                  |
| .....\$1,000.....  | 35 214    | 1 513               | 3 648     | 4 858                  | 6 493                  | 3 324                | 1 275                |
| Customwork and other agricultural services.....farms.....  | 2 041     | 12                  | 49        | 119                    | 252                    | 147                  | 96                   |
| .....\$1,000.....  | 10 929    | 212                 | 676       | 1 376                  | 2 465                  | 905                  | 767                  |
| Gross cash rent or share payments.....farms.....   | 1 856     | 15                  | 38        | 68                     | 102                    | 132                  | 28                   |
| .....\$1,000.....  | 11 274    | 547                 | 1 098     | 1 836                  | 2 104                  | 1 658                | 174                  |
| Forest products and Christmas trees.....farms.....   | 1 585     | 3                   | 10        | 30                     | 60                     | 51                   | 13                   |
| .....\$1,000.....  | 7 612     | 223                 | 324       | 405                    | 871                    | 455                  | 85                   |
| Other farm-related income sources.....farms.....   | 1 638     | 16                  | 70        | 136                    | 213                    | 125                  | 63                   |
| .....\$1,000.....  | 5 399     | 531                 | 1 549     | 1 241                  | 1 054                  | 306                  | 250                  |
| <b>COMMODITY CREDIT CORPORATION LOANS</b>  |           |                     |           |                        |                        |                      |                      |
| Total.....farms.....   | 2 035     | 44                  | 142       | 248                    | 516                    | 360                  | 72                   |
| .....\$1,000.....  | 86 435    | 11 825              | 28 493    | 21 667                 | 23 620                 | 8 316                | 1 370                |
| Corn.....farms.....  | 388       | 5                   | 22        | 29                     | 81                     | 77                   | 11                   |
| .....\$1,000.....  | 3 906     | 420                 | 1 068     | 590                    | 1 259                  | 564                  | 95                   |
| Wheat.....farms.....   | 159       | 1                   | 6         | 22                     | 37                     | 37                   | 5                    |
| .....\$1,000.....  | 1 019     | (D)                 | 65        | 201                    | 327                    | 218                  | 53                   |
| Soybeans.....farms.....  | 292       | 7                   | 19        | 46                     | 63                     | 40                   | 8                    |
| .....\$1,000.....  | 10 322    | 1 606               | 3 414     | 3 478                  | 2 217                  | 721                  | 99                   |
| Sorghum, barley, and oats.....farms.....   | 364       | 14                  | 42        | 59                     | 100                    | 76                   | 7                    |
| .....\$1,000.....  | 2 891     | (D)                 | 834       | 600                    | 810                    | 434                  | 36                   |
| Cotton.....farms.....  | 929       | 15                  | 50        | 94                     | 230                    | 172                  | 40                   |
| .....\$1,000.....  | 37 421    | 5 163               | 13 065    | 8 277                  | 10 066                 | 3 948                | 611                  |
| Peanuts, rye, rice, tobacco, and honey.....farms.....  | 463       | 19                  | 58        | 91                     | 163                    | 74                   | 16                   |
| .....\$1,000.....  | 30 876    | 4 240               | 10 048    | 8 520                  | 8 940                  | 2 431                | 475                  |
| <b>LAND IN FARMS ACCORDING TO USE</b>  |           |                     |           |                        |                        |                      |                      |
| Total cropland.....farms.....  | 29 785    | 132                 | 589       | 1 154                  | 2 204                  | 1 629                | 444                  |
| .....acres.....  | 6 747 639 | 554 169             | 1 368 859 | 1 117 962              | 1 379 942              | 694 596              | 146 592              |
| Harvested cropland.....farms.....  | 24 305    | 126                 | 534       | 1 041                  | 2 029                  | 1 563                | 411                  |
| .....acres.....  | 4 272 651 | 425 296             | 1 056 795 | 842 617                | 1 005 327              | 478 773              | 91 483               |
| Farms by acres harvested:  |           |                     |           |                        |                        |                      |                      |
| 1 to 49 acres.....   | 14 953    | 8                   | 70        | 202                    | 261                    | 169                  | 59                   |
| 50 to 99 acres.....  | 2 942     | 2                   | 15        | 51                     | 97                     | 156                  | 57                   |
| 100 to 199 acres.....  | 2 000     | 3                   | 20        | 58                     | 188                    | 286                  | 118                  |
| 200 to 499 acres.....  | 2 084     | 6                   | 25        | 93                     | 599                    | 648                  | 143                  |
| 500 to 999 acres.....  | 1 305     | 5                   | 30        | 256                    | 654                    | 276                  | 30                   |
| 1,000 to 1,999 acres.....  | 715       | 13                  | 149       | 314                    | 216                    | 28                   | 4                    |
| 2,000 acres or more.....   | 306       | 89                  | 225       | 67                     | 14                     | -                    | -                    |
| Cropland:  |           |                     |           |                        |                        |                      |                      |
| Pasture or grazing only.....farms.....   | 15 642    | 19                  | 121       | 371                    | 722                    | 605                  | 182                  |
| .....acres.....  | 1 243 697 | 13 655              | 33 054    | 54 039                 | 116 909                | 91 180               | 26 429               |
| In cover crops, legumes, and soil-improvement grasses, not harvested and not pastured.....farms..... | 1 905     | 11                  | 54        | 94                     | 208                    | 150                  | 34                   |
| .....acres.....  | 140 490   | 7 123               | 15 522    | 16 876                 | 26 656                 | 14 400               | 1 674                |
| On which all crops failed.....farms.....   | 1 167     | 8                   | 27        | 37                     | 86                     | 57                   | 24                   |
| .....acres.....  | 52 439    | 2 395               | 6 579     | 4 598                  | 8 556                  | 4 639                | 1 504                |
| In cultivated summer fallow.....farms.....   | 1 883     | 46                  | 175       | 267                    | 407                    | 226                  | 47                   |
| .....acres.....  | 314 560   | 42 493              | 104 321   | 77 413                 | 69 576                 | 27 712               | 5 708                |
| Idle.....farms.....  | 6 788     | 67                  | 282       | 489                    | 1 009                  | 664                  | 160                  |
| .....acres.....  | 723 802   | 63 207              | 152 586   | 122 419                | 152 918                | 77 892               | 19 794               |
| Total woodland.....farms.....  | 19 732    | 69                  | 284       | 633                    | 1 090                  | 888                  | 247                  |
| .....acres.....  | 2 341 341 | 52 448              | 131 936   | 147 339                | 227 295                | 181 711              | 46 180               |
| Woodland pastured.....farms.....   | 12 803    | 24                  | 125       | 266                    | 489                    | 482                  | 141                  |
| .....acres.....  | 942 914   | 14 264              | 37 846    | 36 808                 | 72 275                 | 60 127               | 18 439               |
| Woodland not pastured.....farms.....   | 11 747    | 53                  | 201       | 476                    | 805                    | 628                  | 163                  |
| .....acres.....  | 1 398 427 | 38 184              | 94 090    | 110 531                | 155 020                | 121 584              | 27 741               |

See footnotes at end of table.

**Table 52. Summary by Value of Agricultural Products Sold: 1987—Con.**

[For meaning of abbreviations and symbols, see introductory text]

| Item  | \$25,000 to \$39,999 | \$20,000 to \$24,999 | \$10,000 to \$19,999 | \$5,000 to \$9,999 | \$2,500 to \$4,999 | Less than \$2,500 |
|---|----------------------|----------------------|----------------------|--------------------|--------------------|-------------------|
| <b>NET CASH RETURN FROM AGRICULTURAL SALES FOR THE FARM UNIT<sup>1</sup></b>                          |                      |                      |                      |                    |                    |                   |
| All farms..... number.....  | 1 362                | 740                  | 3 423                | 5 119              | 6 124              | 11 129            |
| ..... \$1,000.....  | 8 009                | 1 881                | 6 469                | 2 904              | -6 947             | -21 235           |
| Average per farm..... dollars.....  | 5 881                | 2 542                | 1 890                | 567                | -1 134             | -1 908            |
| Farms with net gains <sup>2</sup> ..... number.....   | 985                  | 468                  | 2 347                | 3 362              | 2 854              | 2 408             |
| Average net gain..... dollars.....  | 12 346               | 10 133               | 5 511                | 3 007              | 1 452              | 665               |
| Gain of—  |                      |                      |                      |                    |                    |                   |
| Less than \$1,000.....  | 42                   | 6                    | 237                  | 561                | 1 008              | 1 800             |
| \$1,000 to \$9,999.....   | 413                  | 233                  | 1 779                | 2 801              | 1 846              | 608               |
| \$10,000 to \$49,999.....   | 530                  | 229                  | 331                  | -                  | -                  | -                 |
| \$50,000 or more.....   | -                    | -                    | -                    | -                  | -                  | -                 |
| Farms with net losses..... number.....  | 377                  | 272                  | 1 076                | 1 757              | 3 270              | 8 721             |
| Average net loss..... dollars.....  | 11 011               | 10 517               | 6 008                | 4 100              | 3 392              | 2 619             |
| Loss of—  |                      |                      |                      |                    |                    |                   |
| Less than \$1,000.....  | 21                   | 33                   | 158                  | 335                | 1 012              | 3 096             |
| \$1,000 to \$9,999.....   | 193                  | 110                  | 700                  | 1 290              | 2 093              | 5 364             |
| \$10,000 to \$49,999.....   | 156                  | 127                  | 215                  | 131                | 165                | 259               |
| \$50,000 or more.....   | 7                    | 2                    | 3                    | 1                  | -                  | 2                 |
| <b>GOVERNMENT PAYMENTS AND OTHER FARM-RELATED INCOME</b>  |                      |                      |                      |                    |                    |                   |
| Government payments..... farms.....   | 534                  | 253                  | 856                  | 884                | 695                | 1 007             |
| ..... \$1,000.....  | 3 783                | 1 320                | 2 829                | 2 075              | 1 183              | 1 881             |
| Other farm-related income <sup>1</sup> ..... farms.....   | 304                  | 115                  | 779                  | 944                | 1 043              | 1 506             |
| ..... \$1,000.....  | 2 571                | 768                  | 3 495                | 2 386              | 3 210              | 3 185             |
| Customwork and other agricultural services..... farms.....  | 130                  | 54                   | 216                  | 279                | 326                | 373               |
| ..... \$1,000.....  | 812                  | 306                  | 1 040                | 914                | 963                | 704               |
| Gross cash rent or share payments..... farms.....   | 116                  | 23                   | 278                  | 280                | 333                | 458               |
| ..... \$1,000.....  | 857                  | 226                  | 808                  | 514                | 858                | 1 143             |
| Forest products and Christmas trees..... farms.....   | 83                   | 28                   | 228                  | 251                | 325                | 506               |
| ..... \$1,000.....  | 873                  | 201                  | 1 453                | 707                | 1 205              | 1 033             |
| Other farm-related income sources..... farms.....   | 67                   | 40                   | 170                  | 275                | 187                | 292               |
| ..... \$1,000.....  | 30                   | 36                   | 194                  | 250                | 183                | 305               |
| <b>COMMODITY CREDIT CORPORATION LOANS</b>   |                      |                      |                      |                    |                    |                   |
| Total..... farms.....   | 144                  | 55                   | 168                  | 163                | 82                 | 85                |
| ..... \$1,000.....  | 1 380                | 362                  | 680                  | 381                | 107                | 60                |
| Corn..... farms.....  | 26                   | 15                   | 39                   | 37                 | 21                 | 30                |
| ..... \$1,000.....  | 141                  | 65                   | 68                   | 33                 | 12                 | 13                |
| Wheat..... farms.....   | 16                   | 2                    | 19                   | 8                  | 4                  | 3                 |
| ..... \$1,000.....  | 88                   | (D)                  | (D)                  | 18                 | 4                  | 5                 |
| Soybeans..... farms.....  | 18                   | 3                    | 24                   | 34                 | 15                 | 16                |
| ..... \$1,000.....  | 153                  | 23                   | 79                   | 97                 | 25                 | 15                |
| Sorghum, barley, and oats..... farms.....   | 18                   | 6                    | 23                   | 21                 | 8                  | 4                 |
| ..... \$1,000.....  | 56                   | (D)                  | (D)                  | 51                 | 8                  | 3                 |
| Cotton..... farms.....  | 80                   | 35                   | 93                   | 66                 | 40                 | 29                |
| ..... \$1,000.....  | 692                  | 217                  | 362                  | 120                | 46                 | 17                |
| Peanuts, rye, rice, tobacco, and honey..... farms.....  | 19                   | 6                    | 10                   | 13                 | 5                  | 8                 |
| ..... \$1,000.....  | 250                  | 47                   | 84                   | 62                 | 12                 | 7                 |
| <b>LAND IN FARMS ACCORDING TO USE</b>   |                      |                      |                      |                    |                    |                   |
| Total cropland..... farms.....  | 1 224                | 724                  | 3 063                | 4 542              | 5 235              | 8 977             |
| ..... acres.....  | 317 072              | 147 086              | 420 720              | 405 587            | 334 200            | 415 023           |
| Harvested cropland..... farms.....  | 1 140                | 665                  | 2 736                | 3 903              | 4 140              | 6 143             |
| ..... acres.....  | 184 328              | 75 008               | 183 445              | 156 786            | 102 866            | 95 223            |
| Farms by acres harvested:   |                      |                      |                      |                    |                    |                   |
| 1 to 49 acres.....  | 224                  | 188                  | 1 345                | 2 868              | 3 665              | 5 902             |
| 50 to 99 acres.....   | 253                  | 189                  | 780                  | 753                | 403                | 188               |
| 100 to 199 acres.....   | 326                  | 192                  | 476                  | 232                | 60                 | 44                |
| 200 to 499 acres.....   | 291                  | 85                   | 132                  | 48                 | 12                 | 8                 |
| 500 to 999 acres.....   | 42                   | 11                   | 3                    | 2                  | -                  | 1                 |
| 1,000 to 1,999 acres.....   | 4                    | -                    | -                    | -                  | -                  | -                 |
| 2,000 acres or more.....  | -                    | -                    | -                    | -                  | -                  | -                 |
| Cropland:   |                      |                      |                      |                    |                    |                   |
| Pasture or grazing only..... farms.....   | 600                  | 373                  | 1 650                | 2 619              | 3 192              | 5 207             |
| ..... acres.....  | 87 876               | 51 254               | 178 730              | 195 041            | 181 984            | 227 201           |
| In cover crops, legumes, and soil-improvement grasses, not harvested and not pastured..... farms..... | 99                   | 57                   | 198                  | 244                | 265                | 502               |
| ..... acres.....  | 9 561                | 3 895                | 10 563               | 13 024             | 8 691              | 19 628            |
| On which all crops failed..... farms.....   | 51                   | 34                   | 85                   | 141                | 174                | 451               |
| ..... acres.....  | 3 345                | 1 696                | 3 129                | 3 889              | 3 736              | 10 768            |
| In cultivated summer fallow..... farms.....   | 79                   | 31                   | 143                  | 133                | 154                | 221               |
| ..... acres.....  | 4 606                | 1 126                | 8 687                | 4 262              | 3 940              | 7 209             |
| Idle..... farms.....  | 343                  | 159                  | 595                  | 754                | 790                | 1 543             |
| ..... acres.....  | 27 356               | 14 107               | 36 166               | 32 585             | 32 983             | 54 994            |
| Total woodland..... farms.....  | 768                  | 483                  | 2 121                | 3 314              | 3 753              | 6 151             |
| ..... acres.....  | 146 809              | 82 776               | 305 235              | 328 276            | 305 587            | 438 197           |
| Woodland pastured..... farms.....   | 456                  | 296                  | 1 416                | 2 280              | 2 665              | 4 187             |
| ..... acres.....  | 50 744               | 35 915               | 128 681              | 152 768            | 148 921            | 200 390           |
| Woodland not pastured..... farms.....   | 513                  | 314                  | 1 318                | 1 909              | 2 070              | 3 350             |
| ..... acres.....  | 96 065               | 46 861               | 176 554              | 175 508            | 156 666            | 237 807           |

See footnotes at end of table.

**Table 52. Summary by Value of Agricultural Products Sold: 1987—Con.**

[For meaning of abbreviations and symbols, see introductory text]

| Item  | All farms   | \$500,000 or more      |                        | \$250,000 to \$499,999  | \$100,000 to \$249,999  | \$50,000 to \$99,999    | \$40,000 to \$49,999   |
|---|---|------------------------|------------------------|-------------------------|-------------------------|-------------------------|------------------------|
|   |   | \$1,000,000 or more    | Total                  |                         |                         |                         |                        |
| <b>LAND IN FARMS ACCORDING TO USE—Con.</b>                                    |   |                        |                        |                         |                         |                         |                        |
| Pastureland and rangeland other than cropland and woodland pastured           | farms... 10 458<br>acres... 1 136 451                               | 40<br>68 681           | 142<br>117 953         | 311<br>110 992          | 540<br>143 368          | 400<br>90 972           | 131<br>43 848          |
| Land in house lots, ponds, roads, wasteland, etc.                             | farms... 20 506<br>acres... 520 759                                 | 121<br>51 670          | 457<br>95 439          | 824<br>58 843           | 1 464<br>65 839         | 989<br>29 466           | 262<br>8 209           |
| Cropland under federal acreage reduction programs:                            |   |                        |                        |                         |                         |                         |                        |
| Annual commodity acreage adjustment programs                                  | farms... 5 025<br>acres... 522 460                                  | 93<br>65 294           | 359<br>164 390         | 613<br>124 955          | 1 220<br>138 433        | 837<br>56 320           | 170<br>8 323           |
| Conservation reserve program  | farms... 1 391<br>acres... 131 462                                  | 7<br>5 364             | 25<br>9 389            | 60<br>8 664             | 118<br>17 490           | 99<br>14 302            | 22<br>2 952            |
| Value of land and buildings <sup>1</sup>                                      | farms... 34 075<br>\$1,000... 7 333 235                             | 172<br>820 043         | 694<br>1 380 024       | 1 318<br>1 035 407      | 2 000<br>1 049 578      | 1 613<br>558 616        | 553<br>153 120         |
| Average per farm  | dollars... 215 209  | 3 604 901              | 1 988 507              | 785 590                 | 524 789                 | 346 321                 | 276 890                |
| Average per acre  | dollars... 697  | 853                    | 805                    | 721                     | 652                     | 604                     | 548                    |
| Farms by value group:   |   |                        |                        |                         |                         |                         |                        |
| \$1 to \$39,999   | 6 865   | 1                      | 17                     | 75                      | 62                      | 32                      | 35                     |
| \$40,000 to \$69,999  | 6 392   | 2                      | 14                     | 55                      | 73                      | 61                      | 26                     |
| \$70,000 to \$99,999  | 4 546   | 2                      | 14                     | 54                      | 88                      | 104                     | 10                     |
| \$100,000 to \$149,999  | 4 935   | 3                      | 22                     | 90                      | 118                     | 162                     | 67                     |
| \$150,000 to \$199,999  | 2 984   | 2                      | 26                     | 95                      | 143                     | 203                     | 95                     |
| \$200,000 to \$499,999  | 5 448   | 15                     | 107                    | 267                     | 733                     | 741                     | 263                    |
| \$500,000 to \$999,999  | 1 851   | 17                     | 78                     | 279                     | 556                     | 243                     | 46                     |
| \$1,000,000 to \$1,999,999  | 827   | 25                     | 149                    | 315                     | 181                     | 53                      | 7                      |
| \$2,000,000 to \$4,999,999  | 364   | 64                     | 215                    | 83                      | 41                      | 13                      | 4                      |
| \$5,000,000 or more   | 63  | 41                     | 52                     | 5                       | 5                       | 1                       | -                      |
| <b>VALUE OF MACHINERY AND EQUIPMENT<sup>1</sup></b>                           |   |                        |                        |                         |                         |                         |                        |
| Estimated market value of all machinery and equipment                         | farms... 34 023<br>\$1,000... 1 187 399                             | 172<br>89 956          | 693<br>203 689         | 1 318<br>179 620        | 2 000<br>194 150        | 1 613<br>92 480         | 553<br>29 992          |
| Farms by value group:   |   |                        |                        |                         |                         |                         |                        |
| \$1 to \$4,999  | 3 295   | -                      | 3                      | 7                       | 24                      | 22                      | 13                     |
| \$5,000 to \$9,999  | 9 648   | -                      | 2                      | 19                      | 31                      | 41                      | 16                     |
| \$10,000 to \$19,999  | 7 230   | -                      | 25                     | 100                     | 146                     | 187                     | 72                     |
| \$20,000 to \$49,999  | 7 938   | 8                      | 81                     | 272                     | 410                     | 560                     | 211                    |
| \$50,000 to \$99,999  | 3 215   | 12                     | 89                     | 241                     | 585                     | 535                     | 177                    |
| \$100,000 to \$199,999  | 1 656   | 42                     | 154                    | 307                     | 575                     | 226                     | 48                     |
| \$200,000 to \$499,999  | 864   | 43                     | 212                    | 338                     | 215                     | 40                      | 16                     |
| \$500,000 or more   | 177   | 67                     | 127                    | 34                      | 14                      | 2                       | -                      |
| <b>SELECTED MACHINERY AND EQUIPMENT<sup>1</sup></b>                           |   |                        |                        |                         |                         |                         |                        |
| Motortrucks, including pickups  | farms... 28 929<br>number... 50 617                                 | 169<br>1 201           | 679<br>3 249           | 1 290<br>4 264          | 1 910<br>5 280          | 1 476<br>3 323          | 505<br>1 143           |
| Wheel tractors  | farms... 30 458<br>number... 62 506                                 | 164<br>1 751           | 662<br>4 757           | 1 254<br>5 492          | 1 906<br>6 853          | 1 553<br>4 236          | 526<br>1 424           |
| Less than 40 horsepower (PTO)   | farms... 16 014<br>number... 20 803                                 | 58<br>214              | 251<br>584             | 450<br>840              | 570<br>1 212            | 414<br>727              | 158<br>279             |
| 40 horsepower (PTO) or more   | farms... 20 607<br>number... 41 703                                 | 150<br>1 537           | 606<br>4 173           | 1 128<br>4 652          | 1 723<br>5 901          | 1 402<br>3 509          | 487<br>1 145           |
| Grain and bean combines   | farms... 5 315<br>number... 7 371                                   | 88<br>204              | 345<br>694             | 564<br>977              | 982<br>1 464            | 679<br>936              | 208<br>291             |
| Cottonpickers and strippers   | farms... 2 808<br>number... 4 660                                   | 92<br>376              | 318<br>975             | 473<br>974              | 675<br>1 140            | 411<br>523              | 82<br>94               |
| Mower conditioners  | farms... 6 992<br>number... 8 029                                   | 37<br>60               | 142<br>194             | 335<br>416              | 527<br>648              | 373<br>441              | 178<br>231             |
| Pickup balers   | farms... 8 587<br>number... 10 222                                  | 26<br>38               | 136<br>181             | 354<br>463              | 579<br>741              | 498<br>629              | 169<br>215             |
| <b>AGRICULTURAL CHEMICALS<sup>1</sup></b>                                     |   |                        |                        |                         |                         |                         |                        |
| Commercial fertilizer   | farms... 22 555<br>acres on which used... 3 085 212                 | 118<br>287 814         | 486<br>707 941         | 940<br>564 727          | 1 642<br>629 157        | 1 326<br>320 250        | 444<br>91 081          |
| Lime  | farms... 4 896<br>acres on which used... 291 340<br>tons... 353 369 | 23<br>14 823<br>20 824 | 94<br>42 645<br>53 128 | 197<br>40 471<br>58 110 | 391<br>60 140<br>71 293 | 341<br>28 980<br>34 612 | 100<br>9 460<br>11 104 |
| Sprays, dusts, granules, fumigants, etc., to control—                         |   |                        |                        |                         |                         |                         |                        |
| Insects on hay and other crops  | farms... 7 182<br>acres on which used... 1 508 903                  | 105<br>224 764         | 394<br>526 181         | 632<br>370 821          | 1 029<br>326 411        | 749<br>125 027          | 239<br>32 343          |
| Nematodes in crops  | farms... 436<br>acres on which used... 113 361                      | 8<br>14 975            | 39<br>43 842           | 49<br>20 144            | 77<br>25 227            | 83<br>18 342            | 2<br>(D)               |
| Diseases in crops and orchards  | farms... 1 600<br>acres on which used... 317 737                    | 31<br>50 895           | 112<br>120 360         | 167<br>77 616           | 239<br>66 950           | 182<br>29 425           | 57<br>6 083            |
| Weeds, grass, or brush in crops and pasture                                   | farms... 11 043<br>acres on which used... 2 863 229                 | 101<br>335 763         | 407<br>783 411         | 775<br>599 348          | 1 323<br>651 738        | 1 012<br>293 588        | 313<br>86 672          |
| Chemicals for defoliation or for growth control of crops or thinning of fruit | farms... 3 391<br>acres on which used... 928 681                    | 87<br>163 820          | 306<br>368 947         | 436<br>224 210          | 678<br>194 712          | 554<br>82 624           | 101<br>11 864          |

See footnotes at end of table.

**Table 52. Summary by Value of Agricultural Products Sold: 1987—Con.**

[For meaning of abbreviations and symbols, see introductory text]

| Item  | \$25,000 to<br>\$39,999  | \$20,000 to<br>\$24,999          | \$10,000 to<br>\$19,999            | \$5,000 to<br>\$9,999              | \$2,500 to<br>\$4,999              | Less than<br>\$2,500               |
|---|--|----------------------------------|------------------------------------|------------------------------------|------------------------------------|------------------------------------|
| <b>LAND IN FARMS ACCORDING TO USE—Con.</b>                                    |  |                                  |                                    |                                    |                                    |                                    |
| Pastureland and rangeland other than cropland and woodland pastured           | farms... 340<br>acres... 74 749  | 215<br>30 029                    | 1 019<br>124 597                   | 1 566<br>110 574                   | 1 994<br>111 809                   | 3 800<br>177 560                   |
| Land in house lots, ponds, roads, wasteland, etc.                             | farms... 795<br>acres... 19 874  | 445<br>9 755                     | 1 913<br>35 166                    | 2 988<br>48 783                    | 3 587<br>48 091                    | 6 782<br>101 294                   |
| Cropland under federal acreage reduction programs:                            |  |                                  |                                    |                                    |                                    |                                    |
| Annual commodity acreage adjustment programs                                  | farms... 374<br>acres... 12 186  | 142<br>3 394                     | 441<br>6 956                       | 397<br>4 085                       | 246<br>1 793                       | 226<br>1 625                       |
| Conservation reserve program  | farms... 69<br>acres... 7 657  | 53<br>5 503                      | 181<br>17 166                      | 204<br>14 249                      | 179<br>9 384                       | 381<br>24 706                      |
| Value of land and buildings <sup>1</sup>                                      | farms... 1 362<br>\$1,000... 360 886<br>Average per farm... 264 968<br>Average per acre... 582 | 740<br>147 809<br>199 742<br>619 | 3 423<br>542 203<br>158 400<br>608 | 5 119<br>620 950<br>121 303<br>714 | 6 124<br>621 609<br>101 504<br>722 | 11 129<br>863 033<br>77 548<br>799 |
| Farms by value group:   |  |                                  |                                    |                                    |                                    |                                    |
| \$1 to \$39,999   | 20   | 51                               | 352                                | 776                                | 1 471                              | 3 974                              |
| \$40,000 to \$69,999  | 126  | 109                              | 490                                | 1 056                              | 1 438                              | 2 944                              |
| \$70,000 to \$99,999  | 102  | 72                               | 533                                | 969                                | 1 132                              | 1 468                              |
| \$100,000 to \$149,999  | 224  | 162                              | 746                                | 979                                | 974                                | 1 391                              |
| \$150,000 to \$199,999  | 217  | 101                              | 506                                | 560                                | 478                                | 560                                |
| \$200,000 to \$499,999  | 550  | 194                              | 672                                | 674                                | 541                                | 706                                |
| \$500,000 to \$999,999  | 78   | 40                               | 96                                 | 88                                 | 65                                 | 82                                 |
| \$1,000,000 to \$1,999,999  | 42   | 11                               | 25                                 | 16                                 | 25                                 | 3                                  |
| \$2,000,000 to \$4,999,999  | 3  | -                                | 3                                  | 1                                  | -                                  | 1                                  |
| \$5,000,000 or more   | -  | -                                | -                                  | -                                  | -                                  | -                                  |
| <b>VALUE OF MACHINERY AND EQUIPMENT<sup>1</sup></b>                           |  |                                  |                                    |                                    |                                    |                                    |
| Estimated market value of all machinery and equipment                         | farms... 1 362<br>\$1,000... 58 961  | 740<br>30 223                    | 3 423<br>88 511                    | 5 114<br>102 473                   | 6 118<br>100 945                   | 11 089<br>106 356                  |
| Farms by value group:   |  |                                  |                                    |                                    |                                    |                                    |
| \$1 to \$4,999  | 82   | 37                               | 190                                | 418                                | 827                                | 1 672                              |
| \$5,000 to \$9,999  | 61   | 59                               | 441                                | 1 052                              | 1 500                              | 6 426                              |
| \$10,000 to \$19,999  | 264  | 102                              | 1 067                              | 1 617                              | 1 783                              | 1 867                              |
| \$20,000 to \$49,999  | 431  | 311                              | 1 279                              | 1 640                              | 1 742                              | 1 001                              |
| \$50,000 to \$99,999  | 386  | 156                              | 373                                | 324                                | 235                                | 114                                |
| \$100,000 to \$199,999  | 117  | 73                               | 54                                 | 62                                 | 31                                 | 9                                  |
| \$200,000 to \$499,999  | 21   | 2                                | 19                                 | 1                                  | -                                  | -                                  |
| \$500,000 or more   | -  | -                                | -                                  | -                                  | -                                  | -                                  |
| <b>SELECTED MACHINERY AND EQUIPMENT<sup>1</sup></b>                           |  |                                  |                                    |                                    |                                    |                                    |
| Motortrucks, including pickups  | farms... 1 307<br>number... 2 582  | 700<br>1 453                     | 3 036<br>4 958                     | 4 432<br>6 511                     | 5 121<br>7 333                     | 8 473<br>10 521                    |
| Wheel tractors  | farms... 1 262<br>number... 3 210  | 672<br>1 641                     | 3 051<br>6 020                     | 4 658<br>7 989                     | 5 601<br>8 528                     | 9 313<br>12 358                    |
| Less than 40 horsepower (PTO)   | farms... 476<br>number... 752  | 268<br>371                       | 1 471<br>2 059                     | 2 352<br>3 020                     | 3 275<br>3 913                     | 6 329<br>7 306                     |
| 40 horsepower (PTO) or more   | farms... 1 039<br>number... 2 458  | 590<br>1 270                     | 2 488<br>3 961                     | 3 362<br>4 969                     | 3 421<br>4 615                     | 4 361<br>5 050                     |
| Grain and bean combines   | farms... 405<br>number... 510  | 208<br>243                       | 573<br>715                         | 608<br>700                         | 488<br>557                         | 255<br>284                         |
| Cottonpickers and strippers   | farms... 215<br>number... 255  | 39<br>41                         | 237<br>289                         | 220<br>223                         | 99<br>107                          | 39<br>39                           |
| Mower conditioners  | farms... 385<br>number... 466  | 253<br>290                       | 1 088<br>1 296                     | 1 218<br>1 323                     | 1 271<br>1 408                     | 1 222<br>1 316                     |
| Pickup balers   | farms... 518<br>number... 644  | 279<br>378                       | 1 375<br>1 667                     | 1 799<br>2 106                     | 1 585<br>1 765                     | 1 295<br>1 433                     |
| <b>AGRICULTURAL CHEMICALS<sup>1</sup></b>                                     |  |                                  |                                    |                                    |                                    |                                    |
| Commercial fertilizer   | farms... 1 160<br>acres on which used... 163 917   | 586<br>57 516                    | 2 594<br>169 772                   | 3 780<br>155 738                   | 3 886<br>116 172                   | 5 711<br>108 941                   |
| Lime  | farms... 286<br>acres on which used... 19 158<br>tons... 22 386                                | 177<br>6 426<br>7 942            | 535<br>25 541<br>25 985            | 877<br>24 218<br>30 636            | 800<br>17 359<br>19 645            | 1 098<br>16 942<br>18 528          |
| Sprays, dusts, granules, fumigants, etc., to control—                         |  |                                  |                                    |                                    |                                    |                                    |
| Insects on hay and other crops  | farms... 571<br>acres on which used... 46 199  | 199<br>9 198                     | 774<br>33 838                      | 827<br>18 587                      | 686<br>10 704                      | 1 082<br>9 594                     |
| Nematodes in crops  | farms... 27<br>(D) acres on which used... 675  | 31<br>675                        | 42<br>2 582                        | 30<br>592                          | 39<br>231                          | 17<br>157                          |
| Diseases in crops and orchards  | farms... 87<br>acres on which used... 5 473  | 61<br>1 751                      | 104<br>2 397                       | 148<br>3 246                       | 117<br>971                         | 326<br>3 465                       |
| Weeds, grass, or brush in crops and pasture                                   | farms... 733<br>acres on which used... 132 644   | 374<br>47 660                    | 1 418<br>115 687                   | 1 536<br>65 720                    | 1 544<br>47 971                    | 1 608<br>38 790                    |
| Chemicals for defoliation or for growth control of crops or thinning of fruit | farms... 365<br>acres on which used... 24 155  | 107<br>7 019                     | 275<br>7 535                       | 271<br>4 564                       | 118<br>1 149                       | 180<br>1 902                       |

See footnotes at end of table.

Table 52. Summary by Value of Agricultural Products Sold: 1987—Con.

[For meaning of abbreviations and symbols, see introductory text.]

| Item   | All farms    | \$500,000 or more   |           | \$250,000 to \$499,999 | \$100,000 to \$249,999 | \$50,000 to \$99,999 | \$40,000 to \$49,999 |
|--|--------------|---------------------|-----------|------------------------|------------------------|----------------------|----------------------|
|  |              | \$1,000,000 or more | Total     |                        |                        |                      |                      |
| <b>TENURE AND RACE OF OPERATOR</b>                           |              |                     |           |                        |                        |                      |                      |
| All operators .....  | 34 074       | 172                 | 694       | 1 318                  | 2 405                  | 1 710                | 468                  |
| Full owners .....  | 22 012       | 51                  | 246       | 530                    | 820                    | 491                  | 175                  |
| Part owners .....  | 8 949        | 61                  | 244       | 528                    | 1 067                  | 890                  | 215                  |
| Tenants .....  | 3 113        | 60                  | 204       | 260                    | 518                    | 329                  | 78                   |
| White .....  | 31 041       | 171                 | 690       | 1 308                  | 2 387                  | 1 660                | 453                  |
| Full owners .....  | 19 820       | 51                  | 245       | 524                    | 814                    | 478                  | 172                  |
| Part owners .....  | 8 363        | 61                  | 242       | 524                    | 1 056                  | 857                  | 206                  |
| Tenants .....  | 2 858        | 59                  | 203       | 260                    | 517                    | 325                  | 75                   |
| Black and other races .....                                  | 3 033        | 1                   | 4         | 10                     | 18                     | 50                   | 15                   |
| Full owners .....  | 2 192        | -                   | 1         | 6                      | 6                      | 13                   | 3                    |
| Part owners .....  | 586          | -                   | 2         | 4                      | 11                     | 33                   | 9                    |
| Tenants .....  | 255          | 1                   | 1         | -                      | 1                      | 4                    | 3                    |
| <b>OWNED AND RENTED LAND</b>                                 |              |                     |           |                        |                        |                      |                      |
| Land owned .....   | farms 31 053 | 112                 | 493       | 1 064                  | 1 904                  | 1 392                | 392                  |
| acres .....  | 6 689 006    | 290 024             | 655 132   | 655 963                | 846 697                | 538 336              | 134 515              |
| Owned land in farms .....                                    | farms 30 961 | 112                 | 490       | 1 058                  | 1 887                  | 1 381                | 390                  |
| acres .....  | 6 188 030    | 277 902             | 628 674   | 598 772                | 780 271                | 490 099              | 124 652              |
| Land rented or leased from others .....                      | farms 12 151 | 121                 | 450       | 791                    | 1 592                  | 1 222                | 295                  |
| acres .....  | 4 672 996    | 464 292             | 1 116 291 | 861 204                | 1 061 183              | 516 775              | 121 388              |
| Rented or leased land in farms .....                         | farms 12 062 | 121                 | 448       | 788                    | 1 585                  | 1 219                | 293                  |
| acres .....  | 4 558 160    | 449 066             | 1 085 513 | 836 364                | 1 036 173              | 506 646              | 120 177              |
| Land rented or leased to others .....                        | farms 3 211  | 31                  | 76        | 126                    | 226                    | 169                  | 56                   |
| acres .....  | 595 812      | 27 348              | 57 236    | 82 031                 | 91 446                 | 58 366               | 11 074               |
| <b>OPERATOR CHARACTERISTICS</b>                              |              |                     |           |                        |                        |                      |                      |
| Operators by place of residence:                             |              |                     |           |                        |                        |                      |                      |
| On farm operated .....                                       | 22 945       | 89                  | 421       | 910                    | 1 527                  | 1 108                | 300                  |
| Not on farm operated .....                                   | 7 454        | 71                  | 215       | 300                    | 605                    | 433                  | 120                  |
| Not reported .....   | 3 675        | 12                  | 58        | 108                    | 273                    | 169                  | 48                   |
| Operators by principal occupation:                           |              |                     |           |                        |                        |                      |                      |
| Farming .....  | 15 111       | 153                 | 629       | 1 174                  | 2 139                  | 1 379                | 348                  |
| Other .....  | 18 963       | 19                  | 65        | 144                    | 266                    | 331                  | 120                  |
| Operators by days of work off farm:                          |              |                     |           |                        |                        |                      |                      |
| None .....   | 12 581       | 135                 | 514       | 924                    | 1 552                  | 891                  | 220                  |
| Any .....  | 19 421       | 29                  | 140       | 306                    | 641                    | 659                  | 216                  |
| 1 to 99 days .....   | 2 684        | 10                  | 42        | 93                     | 228                    | 201                  | 67                   |
| 100 to 199 days .....  | 3 219        | 4                   | 25        | 57                     | 126                    | 157                  | 45                   |
| 200 days or more .....                                       | 13 518       | 15                  | 73        | 156                    | 287                    | 301                  | 104                  |
| Not reported .....   | 2 072        | 8                   | 40        | 88                     | 212                    | 160                  | 32                   |
| Operators by years on present farm:                          |              |                     |           |                        |                        |                      |                      |
| 2 years or less .....  | 2 009        | 19                  | 83        | 105                    | 226                    | 181                  | 35                   |
| 3 or 4 years .....   | 2 060        | 12                  | 48        | 76                     | 147                    | 111                  | 32                   |
| 5 to 9 years .....   | 4 177        | 19                  | 76        | 168                    | 288                    | 184                  | 64                   |
| 10 years or more .....                                       | 17 517       | 96                  | 377       | 722                    | 1 218                  | 899                  | 246                  |
| Average years on present farm .....                          | 19.0         | 18.6                | 17.2      | 18.2                   | 17.0                   | 17.2                 | 17.9                 |
| Not reported .....   | 8 311        | 26                  | 110       | 249                    | 526                    | 335                  | 91                   |
| Operators by age group:                                      |              |                     |           |                        |                        |                      |                      |
| Under 25 years .....   | 363          | 1                   | 4         | 8                      | 42                     | 45                   | 5                    |
| 25 to 34 years .....   | 2 979        | 11                  | 72        | 158                    | 384                    | 264                  | 69                   |
| 35 to 44 years .....   | 6 311        | 37                  | 177       | 353                    | 609                    | 397                  | 101                  |
| 45 to 49 years .....   | 3 606        | 22                  | 97        | 171                    | 266                    | 216                  | 43                   |
| 50 to 54 years .....   | 3 910        | 27                  | 95        | 184                    | 278                    | 174                  | 61                   |
| 55 to 59 years .....   | 4 100        | 25                  | 90        | 168                    | 286                    | 201                  | 42                   |
| 60 to 64 years .....   | 4 304        | 22                  | 81        | 131                    | 258                    | 187                  | 66                   |
| 65 to 69 years .....   | 3 570        | 14                  | 44        | 84                     | 151                    | 113                  | 36                   |
| 70 years and over .....                                      | 4 931        | 13                  | 34        | 61                     | 131                    | 113                  | 45                   |
| Average age .....  | 53.8         | 52.3                | 49.6      | 48.8                   | 48.0                   | 48.5                 | 50.8                 |
| Operators by sex:  |              |                     |           |                        |                        |                      |                      |
| Male .....   | 31 893       | 166                 | 666       | 1 255                  | 2 274                  | 1 656                | 439                  |
| Female .....   | 2 181        | 6                   | 28        | 63                     | 131                    | 54                   | 29                   |
| Operators of Spanish origin (see text) .....                 | 48           | -                   | -         | 1                      | 4                      | -                    | 2                    |
| <b>FARMS BY TYPE OF ORGANIZATION</b>                         |              |                     |           |                        |                        |                      |                      |
| Individual or family (sole proprietorship) .....             | farms 30 326 | 32                  | 249       | 781                    | 1 808                  | 1 439                | 387                  |
| acres .....  | 7 090 376    | 75 399              | 264 386   | 539 670                | 1 209 246              | 787 678              | 197 976              |
| Partnership .....  | farms 2 770  | 91                  | 334       | 393                    | 360                    | 152                  | 52                   |
| acres .....  | 2 672 712    | 502 741             | 1 170 962 | 655 768                | 358 800                | 109 901              | 25 302               |
| Corporation:   |              |                     |           |                        |                        |                      |                      |
| Family held .....  | farms 709    | 32                  | 82        | 123                    | 194                    | 92                   | 26                   |
| acres .....  | 753 088      | 103 398             | 202 263   | 195 717                | 209 008                | 64 421               | 18 921               |
| More than 10 stockholders .....                              | farms 15     | 6                   | 6         | 3                      | 1                      | -                    | -                    |
| 10 or less stockholders .....                                | farms 694    | 26                  | 76        | 120                    | 193                    | 92                   | 26                   |
| Other than family held .....                                 | farms 114    | 16                  | 27        | 12                     | 33                     | 19                   | -                    |
| acres .....  | 137 712      | (D)                 | (D)       | (D)                    | 29 051                 | 12 122               | -                    |
| More than 10 stockholders .....                              | farms 13     | 5                   | 8         | 2                      | -                      | -                    | -                    |
| 10 or less stockholders .....                                | farms 101    | 11                  | 19        | 10                     | 33                     | 19                   | -                    |
| Other—cooperative, estate or trust, institutional, etc. .... | farms 155    | 1                   | 2         | 9                      | 10                     | 8                    | 3                    |
| acres .....  | 92 302       | (D)                 | (D)       | (D)                    | 10 339                 | 22 623               | 2 630                |

See footnotes at end of table.

**Table 52. Summary by Value of Agricultural Products Sold: 1987—Con.**

[For meaning of abbreviations and symbols, see introductory text]

| Item   | \$25,000 to<br>\$39,999 | \$20,000 to<br>\$24,999 | \$10,000 to<br>\$19,999 | \$5,000 to<br>\$9,999 | \$2,500 to<br>\$4,999 | Less than<br>\$2,500 |
|--|-------------------------|-------------------------|-------------------------|-----------------------|-----------------------|----------------------|
| <b>TENURE AND RACE OF OPERATOR</b>                               |                         |                         |                         |                       |                       |                      |
| All operators .....  | 1 303                   | 763                     | 3 307                   | 5 012                 | 5 985                 | 11 109               |
| Full owners .....  | 534                     | 352                     | 1 888                   | 3 391                 | 4 413                 | 9 172                |
| Part owners .....  | 602                     | 331                     | 1 117                   | 1 310                 | 1 261                 | 1 384                |
| Tenants .....  | 167                     | 80                      | 302                     | 311                   | 311                   | 553                  |
| White .....  | 1 247                   | 721                     | 3 152                   | 4 671                 | 5 382                 | 9 370                |
| Full owners .....  | 504                     | 331                     | 1 817                   | 3 199                 | 3 992                 | 7 744                |
| Part owners .....  | 584                     | 320                     | 1 055                   | 1 200                 | 1 127                 | 1 192                |
| Tenants .....  | 159                     | 70                      | 280                     | 272                   | 263                   | 434                  |
| Black and other races .....                                      | 56                      | 42                      | 155                     | 341                   | 603                   | 1 739                |
| Full owners .....  | 30                      | 21                      | 71                      | 192                   | 421                   | 1 428                |
| Part owners .....  | 18                      | 11                      | 62                      | 110                   | 134                   | 192                  |
| Tenants .....  | 8                       | 10                      | 22                      | 39                    | 48                    | 119                  |
| <b>OWNED AND RENTED LAND</b>                                     |                         |                         |                         |                       |                       |                      |
| Land owned .....   | 1 142                   | 685                     | 3 011                   | 4 713                 | 5 682                 | 10 575               |
| acres .....  | 378 507                 | 199 525                 | 726 890                 | 760 263               | 704 544               | 1 068 834            |
| Owned land in farms .....  | 1 136                   | 683                     | 3 005                   | 4 701                 | 5 674                 | 10 556               |
| acres .....  | 356 234                 | 184 308                 | 662 127                 | 705 534               | 662 072               | 995 287              |
| Land rented or leased from others .....                          | 776                     | 414                     | 1 431                   | 1 635                 | 1 584                 | 1 961                |
| acres .....  | 207 559                 | 86 379                  | 228 069                 | 192 197               | 139 897               | 142 044              |
| Rented or leased land in farms .....                             | 769                     | 411                     | 1 419                   | 1 621                 | 1 572                 | 1 937                |
| acres .....  | 202 270                 | 85 338                  | 223 591                 | 187 686               | 137 615               | 136 787              |
| Land rented or leased to others .....                            | 142                     | 74                      | 431                     | 528                   | 489                   | 894                  |
| acres .....  | 27 562                  | 16 258                  | 69 041                  | 59 240                | 44 754                | 78 804               |
| <b>OPERATOR CHARACTERISTICS</b>                                  |                         |                         |                         |                       |                       |                      |
| Operators by place of residence:                                 |                         |                         |                         |                       |                       |                      |
| On farm operated .....   | 875                     | 511                     | 2 210                   | 3 452                 | 4 125                 | 7 506                |
| Not on farm operated .....                                       | 321                     | 200                     | 798                     | 1 061                 | 1 219                 | 2 182                |
| Not reported .....   | 107                     | 52                      | 299                     | 499                   | 641                   | 1 421                |
| Operators by principal occupation:                               |                         |                         |                         |                       |                       |                      |
| Farming .....  | 819                     | 382                     | 1 599                   | 1 914                 | 1 966                 | 2 762                |
| Other .....  | 484                     | 381                     | 1 708                   | 3 098                 | 4 019                 | 8 347                |
| Operators by days of work off farm:                              |                         |                         |                         |                       |                       |                      |
| None .....   | 554                     | 257                     | 1 112                   | 1 538                 | 1 782                 | 3 237                |
| Any .....  | 641                     | 454                     | 1 964                   | 3 163                 | 3 894                 | 7 343                |
| 1 to 99 days .....   | 117                     | 63                      | 272                     | 345                   | 432                   | 824                  |
| 100 to 199 days .....  | 130                     | 85                      | 358                     | 560                   | 624                   | 1 052                |
| 200 days or more .....   | 394                     | 306                     | 1 334                   | 2 258                 | 2 838                 | 5 467                |
| Not reported .....   | 108                     | 52                      | 231                     | 311                   | 309                   | 529                  |
| Operators by years on present farm:                              |                         |                         |                         |                       |                       |                      |
| 2 years or less .....  | 90                      | 41                      | 173                     | 208                   | 257                   | 610                  |
| 3 or 4 years .....   | 68                      | 40                      | 168                     | 265                   | 352                   | 753                  |
| 5 to 9 years .....   | 159                     | 114                     | 399                     | 564                   | 787                   | 1 376                |
| 10 years or more .....   | 733                     | 428                     | 1 898                   | 2 811                 | 3 084                 | 5 101                |
| Average years on present farm .....                              | 19.1                    | 19.6                    | 20.5                    | 20.7                  | 19.4                  | 18.7                 |
| Not reported .....   | 253                     | 140                     | 669                     | 1 164                 | 1 505                 | 3 269                |
| Operators by age group:  |                         |                         |                         |                       |                       |                      |
| Under 25 years .....   | 25                      | 14                      | 39                      | 36                    | 61                    | 84                   |
| 25 to 34 years .....   | 148                     | 62                      | 271                     | 323                   | 439                   | 789                  |
| 35 to 44 years .....   | 222                     | 148                     | 547                     | 809                   | 961                   | 1 987                |
| 45 to 49 years .....   | 128                     | 78                      | 340                     | 517                   | 589                   | 1 161                |
| 50 to 54 years .....   | 156                     | 83                      | 370                     | 590                   | 692                   | 1 227                |
| 55 to 59 years .....   | 158                     | 118                     | 413                     | 625                   | 724                   | 1 275                |
| 60 to 64 years .....   | 181                     | 82                      | 424                     | 675                   | 799                   | 1 420                |
| 65 to 69 years .....   | 146                     | 71                      | 430                     | 574                   | 727                   | 1 194                |
| 70 years and over .....  | 139                     | 107                     | 473                     | 863                   | 993                   | 1 972                |
| Average age .....  | 52.5                    | 53.2                    | 54.4                    | 55.6                  | 55.3                  | 55.3                 |
| Operators by sex:  |                         |                         |                         |                       |                       |                      |
| Male .....   | 1 245                   | 732                     | 3 149                   | 4 721                 | 5 606                 | 10 150               |
| Female .....   | 58                      | 31                      | 158                     | 291                   | 379                   | 959                  |
| Operators of Spanish origin (see text) .....                     | 1                       | 4                       | 1                       | 3                     | 10                    | 22                   |
| <b>FARMS BY TYPE OF ORGANIZATION</b>                             |                         |                         |                         |                       |                       |                      |
| Individual or family (sole proprietorship) .....                 | 1 133                   | 672                     | 2 980                   | 4 725                 | 5 652                 | 10 500               |
| acres .....  | 460 052                 | 226 468                 | 778 361                 | 834 911               | 744 894               | 1 046 734            |
| Partnership .....  | 127                     | 73                      | 256                     | 246                   | 286                   | 491                  |
| acres .....  | 78 995                  | 35 006                  | 83 994                  | 47 094                | 45 700                | 61 190               |
| Corporation:   |                         |                         |                         |                       |                       |                      |
| Family held .....  | 31                      | 11                      | 51                      | 26                    | 27                    | 46                   |
| acres .....  | 12 813                  | 4 915                   | 18 860                  | 8 112                 | 5 612                 | 12 446               |
| More than 10 stockholders .....                                  | -                       | -                       | 1                       | 3                     | 1                     | -                    |
| 10 or less stockholders .....                                    | 31                      | 11                      | 50                      | 23                    | 26                    | 46                   |
| Other than family held .....                                     | 6                       | 3                       | 7                       | 3                     | 1                     | 3                    |
| acres .....  | 3 615                   | 1 747                   | 1 449                   | 769                   | (D)                   | (D)                  |
| More than 10 stockholders .....                                  | -                       | -                       | 2                       | -                     | -                     | 1                    |
| 10 or less stockholders .....                                    | 6                       | 3                       | 5                       | 3                     | 1                     | 2                    |
| Other—cooperative, estate or trust,<br>institutional, etc. ..... | 6                       | 4                       | 13                      | 12                    | 19                    | 69                   |
| acres .....  | 3 029                   | 1 510                   | 3 054                   | 2 334                 | (D)                   | (D)                  |

See footnotes at end of table.

**Table 52. Summary by Value of Agricultural Products Sold: 1987—Con.**

[For meaning of abbreviations and symbols, see introductory text]

| Item  | All farms | \$500,000 or more   |        | \$250,000 to \$499,999 | \$100,000 to \$249,999 | \$50,000 to \$99,999 | \$40,000 to \$49,999 |
|---|-----------|---------------------|--------|------------------------|------------------------|----------------------|----------------------|
|   |           | \$1,000,000 or more | Total  |                        |                        |                      |                      |
| <b>FARMS BY SIZE</b>  |           |                     |        |                        |                        |                      |                      |
| 1 to 9 acres .....  | 1 387     | 5                   | 15     | 32                     | 65                     | 35                   | 6                    |
| 10 to 49 acres .....  | 6 240     | 8                   | 40     | 123                    | 181                    | 57                   | 25                   |
| 50 to 69 acres .....  | 2 748     | 1                   | 18     | 52                     | 75                     | 28                   | 8                    |
| 70 to 99 acres .....  | 3 942     | 3                   | 23     | 70                     | 89                     | 42                   | 11                   |
| 100 to 139 acres .....  | 3 943     | 5                   | 21     | 91                     | 85                     | 56                   | 17                   |
| 140 to 179 acres .....  | 2 873     | 2                   | 20     | 41                     | 54                     | 56                   | 29                   |
| 180 to 219 acres .....  | 2 061     | 3                   | 20     | 37                     | 65                     | 74                   | 24                   |
| 220 to 259 acres .....  | 1 437     | -                   | 13     | 21                     | 46                     | 71                   | 37                   |
| 260 to 499 acres .....  | 4 291     | 8                   | 53     | 89                     | 345                    | 502                  | 142                  |
| 500 to 999 acres .....  | 2 884     | 11                  | 36     | 158                    | 740                    | 560                  | 120                  |
| 1,000 to 1,999 acres .....  | 1 445     | 16                  | 78     | 359                    | 531                    | 195                  | 41                   |
| 2,000 acres or more .....   | 823       | 110                 | 357    | 245                    | 129                    | 34                   | 8                    |
| <b>FARMS BY STANDARD INDUSTRIAL CLASSIFICATION</b>  |           |                     |        |                        |                        |                      |                      |
| Cash grains (011) .....   | 4 274     | 18                  | 88     | 196                    | 496                    | 461                  | 123                  |
| Field crops, except cash grains (013) .....   | 4 518     | 70                  | 266    | 405                    | 788                    | 538                  | 120                  |
| Cotton (0131) .....   | 3 176     | 70                  | 266    | 401                    | 783                    | 530                  | 115                  |
| Tobacco (0132) .....  | -         | -                   | -      | -                      | -                      | -                    | -                    |
| Sugarcane and sugar beets; Irish potatoes; field crops, except cash grains, n.e.c. (0133, 0134, 0139) ..... | 1 342     | -                   | -      | 4                      | 5                      | 8                    | 5                    |
| Vegetables and melons (016) .....   | 435       | -                   | -      | -                      | 6                      | 20                   | 12                   |
| Fruits and tree nuts (017) .....  | 460       | -                   | -      | 1                      | 1                      | 8                    | -                    |
| Horticultural specialties (018) .....   | 237       | 2                   | 9      | 11                     | 23                     | 18                   | 11                   |
| General farms, primarily crop (019) .....   | 783       | 1                   | 11     | 15                     | 33                     | 23                   | 6                    |
| Livestock, except dairy, poultry, and animal specialties (021) .....  | 19 441    | 11                  | 31     | 54                     | 181                    | 292                  | 140                  |
| Beef cattle, except feedlots (0212) .....   | 17 939    | 9                   | 18     | 36                     | 114                    | 244                  | 120                  |
| Dairy farms (024) .....   | 818       | 2                   | 13     | 89                     | 323                    | 204                  | 24                   |
| Poultry and eggs (025) .....  | 1 470     | 35                  | 190    | 480                    | 496                    | 117                  | 22                   |
| Animal specialties (027) .....  | 1 233     | 33                  | 84     | 65                     | 52                     | 22                   | 8                    |
| General farms, primarily livestock and animal specialties (029) .....                                       | 405       | -                   | 2      | 2                      | 6                      | 7                    | 2                    |
| <b>LIVESTOCK</b>  |           |                     |        |                        |                        |                      |                      |
| Cattle and calves inventory .....   | 22 482    | 33                  | 175    | 523                    | 998                    | 808                  | 252                  |
| farms .....   |           |                     |        |                        |                        |                      |                      |
| number .....  | 1 147 219 | 60 284              | 96 594 | 97 648                 | 150 285                | 102 270              | 27 719               |
| Farms with—   |           |                     |        |                        |                        |                      |                      |
| 1 to 9 .....  | 3 616     | 2                   | 7      | 18                     | 34                     | 36                   | 15                   |
| 10 to 49 .....  | 12 936    | 2                   | 38     | 170                    | 233                    | 189                  | 67                   |
| 50 to 99 .....  | 3 507     | 3                   | 35     | 105                    | 178                    | 233                  | 64                   |
| 100 to 199 .....  | 1 603     | 2                   | 27     | 67                     | 315                    | 204                  | 61                   |
| 200 to 499 .....  | 648       | 5                   | 23     | 112                    | 194                    | 124                  | 45                   |
| 500 or more .....   | 172       | 19                  | 45     | 51                     | 44                     | 22                   | -                    |
| Cows and heifers that had calved .....  | 20 011    | 27                  | 158    | 485                    | 930                    | 750                  | 233                  |
| farms .....   |           |                     |        |                        |                        |                      |                      |
| number .....  | 651 146   | 15 667              | 34 008 | 50 026                 | 87 199                 | 59 521               | 16 584               |
| Beef cows .....   | 19 008    | 25                  | 148    | 407                    | 642                    | 570                  | 208                  |
| farms .....   |           |                     |        |                        |                        |                      |                      |
| number .....  | 579 312   | 13 102              | 27 250 | 35 232                 | 55 444                 | 47 922               | 15 470               |
| Farms with—   |           |                     |        |                        |                        |                      |                      |
| 1 to 9 .....  | 5 096     | 2                   | 9      | 38                     | 64                     | 53                   | 28                   |
| 10 to 49 .....  | 11 192    | 3                   | 51     | 204                    | 283                    | 221                  | 68                   |
| 50 to 99 .....  | 1 817     | 3                   | 38     | 82                     | 134                    | 117                  | 46                   |
| 100 to 199 .....  | 601       | 4                   | 14     | 34                     | 71                     | 111                  | 53                   |
| 200 to 499 .....  | 271       | 7                   | 26     | 40                     | 83                     | 65                   | 13                   |
| 500 or more .....   | 31        | 6                   | 10     | 9                      | 7                      | 3                    | -                    |
| Milk cows .....   | 1 643     | 3                   | 17     | 100                    | 341                    | 226                  | 32                   |
| farms .....   |           |                     |        |                        |                        |                      |                      |
| number .....  | 71 834    | 2 565               | 6 758  | 14 794                 | 31 755                 | 11 599               | 1 114                |
| Farms with—   |           |                     |        |                        |                        |                      |                      |
| 1 to 4 .....  | 675       | -                   | 1      | 4                      | 10                     | 16                   | 2                    |
| 5 to 9 .....  | 111       | -                   | -      | 1                      | 1                      | 3                    | 1                    |
| 10 to 49 .....  | 284       | -                   | -      | 3                      | 10                     | 73                   | 23                   |
| 50 to 99 .....  | 320       | -                   | -      | 5                      | 178                    | 127                  | 5                    |
| 100 to 199 .....  | 216       | -                   | 1      | 71                     | 137                    | 6                    | 1                    |
| 200 to 499 .....  | 33        | -                   | 11     | 16                     | 5                      | 1                    | -                    |
| 500 or more .....   | 4         | 3                   | 4      | -                      | -                      | -                    | -                    |
| Heifers and heifer calves .....   | 17 339    | 28                  | 141    | 430                    | 837                    | 651                  | 212                  |
| farms .....   |           |                     |        |                        |                        |                      |                      |
| number .....  | 262 880   | 19 454              | 27 526 | 24 699                 | 37 864                 | 24 121               | 5 945                |
| Steers, steer calves, bulls, and bull calves .....  | 18 816    | 28                  | 156    | 452                    | 806                    | 659                  | 213                  |
| farms .....   |           |                     |        |                        |                        |                      |                      |
| number .....  | 233 193   | 25 163              | 35 060 | 22 923                 | 25 222                 | 18 628               | 5 190                |
| Cattle and calves sold .....  | 22 087    | 33                  | 172    | 534                    | 1 000                  | 835                  | 256                  |
| farms .....   |           |                     |        |                        |                        |                      |                      |
| number .....  | 638 685   | 42 591              | 71 209 | 61 300                 | 83 308                 | 60 979               | 17 887               |
| \$1,000 .....   | 212 736   | 19 389              | 32 188 | 23 445                 | 29 227                 | 20 897               | 6 121                |
| farms .....   |           |                     |        |                        |                        |                      |                      |
| number .....  | 18 975    | 19                  | 126    | 423                    | 784                    | 668                  | 193                  |
| \$1,000 .....   | 346 803   | 12 235              | 18 055 | 24 127                 | 36 592                 | 31 355               | 8 854                |
| farms .....   |           |                     |        |                        |                        |                      |                      |
| number .....  | 90 737    | 3 257               | 4 705  | 6 965                  | 9 520                  | 8 544                | 2 511                |
| \$1,000 .....   | 13 533    | 22                  | 121    | 369                    | 727                    | 622                  | 193                  |
| farms .....   |           |                     |        |                        |                        |                      |                      |
| number .....  | 291 882   | 30 356              | 53 154 | 37 173                 | 46 716                 | 29 624               | 9 033                |
| \$1,000 .....   | 121 999   | 16 132              | 27 483 | 16 481                 | 19 707                 | 12 354               | 3 610                |
| Fattened on grain and concentrates .....  | 1 021     | 2                   | 14     | 29                     | 55                     | 41                   | 15                   |
| farms .....   |           |                     |        |                        |                        |                      |                      |
| number .....  | 28 127    | (D)                 | 8 103  | 3 916                  | 4 651                  | 1 610                | 766                  |
| \$1,000 .....   | 13 567    | (D)                 | 5 039  | 2 015                  | 2 234                  | 686                  | 348                  |

See footnotes at end of table.



**Table 52. Summary by Value of Agricultural Products Sold: 1987—Con.**

[For meaning of abbreviations and symbols, see introductory text]

| Item  | \$25,000 to \$39,999 | \$20,000 to \$24,999 | \$10,000 to \$19,999 | \$5,000 to \$9,999 | \$2,500 to \$4,999 | Less than \$2,500 |
|---|----------------------|----------------------|----------------------|--------------------|--------------------|-------------------|
| <b>FARMS BY SIZE</b>  |                      |                      |                      |                    |                    |                   |
| 1 to 9 acres -----  | 25                   | 15                   | 81                   | 123                | 187                | 803               |
| 10 to 49 acres -----  | 43                   | 34                   | 188                  | 588                | 1 225              | 3 736             |
| 50 to 99 acres -----  | 23                   | 21                   | 136                  | 395                | 645                | 1 347             |
| 100 to 199 acres -----  | 50                   | 48                   | 280                  | 705                | 1 077              | 1 547             |
| 200 to 299 acres -----  | 100                  | 68                   | 426                  | 814                | 918                | 1 347             |
| 300 to 399 acres -----  | 99                   | 74                   | 418                  | 659                | 661                | 762               |
| 400 to 499 acres -----  | 93                   | 66                   | 345                  | 453                | 393                | 491               |
| 500 to 599 acres -----  | 97                   | 46                   | 282                  | 301                | 242                | 261               |
| 600 to 699 acres -----  | 406                  | 217                  | 742                  | 747                | 478                | 572               |
| 700 to 799 acres -----  | 286                  | 143                  | 334                  | 191                | 135                | 183               |
| 800 to 899 acres -----  | 63                   | 25                   | 61                   | 30                 | 23                 | 37                |
| 900 acres or more -----   | 18                   | 6                    | 14                   | 6                  | 3                  | 3                 |
| <b>FARMS BY STANDARD INDUSTRIAL CLASSIFICATION</b>  |                      |                      |                      |                    |                    |                   |
| Cash grains (011) -----   | 318                  | 148                  | 484                  | 609                | 540                | 811               |
| Field crops, except cash grains (013) -----   | 247                  | 114                  | 405                  | 478                | 432                | 725               |
| Cotton (0131) -----   | 221                  | 94                   | 287                  | 242                | 138                | 99                |
| Tobacco (0132) -----  | -                    | -                    | -                    | -                  | -                  | -                 |
| Sugarcane and sugar beets; Irish potatoes; field crops, except cash grains, n.e.c. (0133, 0134, 0139) ----- | 26                   | 20                   | 118                  | 236                | 294                | 626               |
| Vegetables and melons (016) -----   | 22                   | 11                   | 46                   | 85                 | 90                 | 143               |
| Fruits and tree nuts (017) -----  | 4                    | 5                    | 11                   | 29                 | 37                 | 364               |
| Horticultural specialties (018) -----   | 16                   | 13                   | 45                   | 39                 | 25                 | 27                |
| General farms, primarily crop (019) -----   | 26                   | 12                   | 49                   | 36                 | 34                 | 538               |
| Livestock, except dairy, poultry, and animal specialties (021) -----  | 559                  | 409                  | 2 143                | 3 615              | 4 676              | 7 341             |
| Beef cattle, except feedlots (0212) -----   | 486                  | 371                  | 1 955                | 3 368              | 4 403              | 6 824             |
| Dairy farms (024) -----   | 51                   | 21                   | 46                   | 20                 | 7                  | 20                |
| Poultry and eggs (025) -----  | 39                   | 9                    | 22                   | 11                 | 11                 | 73                |
| Animal specialties (027) -----  | 20                   | 17                   | 50                   | 88                 | 123                | 706               |
| General farms, primarily livestock and animal specialties (029) -----                                       | 1                    | 4                    | 6                    | 4                  | 10                 | 361               |
| <b>LIVESTOCK</b>  |                      |                      |                      |                    |                    |                   |
| Cattle and calves inventory ----- farms..   | 756                  | 492                  | 2 362                | 3 796              | 4 725              | 7 595             |
| number..  | 77 521               | 42 618               | 151 132              | 153 003            | 130 239            | 118 190           |
| Farms with—   |                      |                      |                      |                    |                    |                   |
| 1 to 9 -----  | 30                   | 17                   | 103                  | 211                | 414                | 2 731             |
| 10 to 49 -----  | 186                  | 137                  | 936                  | 2 454              | 3 845              | 4 681             |
| 50 to 99 -----  | 209                  | 158                  | 916                  | 1 022              | 429                | 158               |
| 100 to 199 -----  | 252                  | 156                  | 374                  | 101                | 27                 | 19                |
| 200 to 499 -----  | 75                   | 23                   | 31                   | 8                  | 7                  | 6                 |
| 500 or more -----   | 4                    | 1                    | 2                    | -                  | 3                  | -                 |
| Cows and heifers that had calved ----- farms..  | 712                  | 460                  | 2 213                | 3 518              | 4 288              | 6 264             |
| number..  | 47 053               | 25 843               | 91 898               | 93 436             | 79 230             | 66 348            |
| Beef cows ----- farms..   | 668                  | 438                  | 2 165                | 3 480              | 4 233              | 6 049             |
| number..  | 45 491               | 25 190               | 90 766               | 92 729             | 78 712             | 65 106            |
| Farms with—   |                      |                      |                      |                    |                    |                   |
| 1 to 9 -----  | 47                   | 27                   | 180                  | 385                | 885                | 3 380             |
| 10 to 49 -----  | 232                  | 172                  | 1 272                | 2 817              | 3 256              | 2 616             |
| 50 to 99 -----  | 230                  | 185                  | 617                  | 249                | 77                 | 42                |
| 100 to 199 -----  | 141                  | 49                   | 88                   | 26                 | 7                  | 7                 |
| 200 to 499 -----  | 18                   | 5                    | 7                    | 3                  | -                  | 4                 |
| 500 or more -----   | -                    | -                    | 1                    | -                  | 1                  | -                 |
| Milk cows ----- farms..   | 68                   | 40                   | 99                   | 109                | 162                | 449               |
| number..  | 1 562                | 653                  | 1 132                | 707                | 518                | 1 242             |
| Farms with—   |                      |                      |                      |                    |                    |                   |
| 1 to 4 -----  | 10                   | 12                   | 40                   | 72                 | 131                | 377               |
| 5 to 9 -----  | 1                    | 1                    | 9                    | 15                 | 20                 | 59                |
| 10 to 49 -----  | 54                   | 26                   | 50                   | 22                 | 11                 | 12                |
| 50 to 99 -----  | 3                    | 1                    | -                    | -                  | -                  | 1                 |
| 100 to 199 -----  | -                    | -                    | -                    | -                  | -                  | -                 |
| 200 to 499 -----  | -                    | -                    | -                    | -                  | -                  | -                 |
| 500 or more -----   | -                    | -                    | -                    | -                  | -                  | -                 |
| Heifers and heifer calves ----- farms..   | 620                  | 408                  | 1 921                | 3 003              | 3 643              | 5 473             |
| number..  | 16 242               | 8 436                | 31 203               | 31 895             | 27 819             | 27 330            |
| Steers, steer calves, bulls, and bull calves ----- farms..  | 666                  | 431                  | 2 084                | 3 310              | 4 029              | 6 010             |
| number..  | 14 226               | 8 339                | 28 031               | 27 872             | 23 190             | 24 512            |
| Cattle and calves sold ----- farms..  | 799                  | 520                  | 2 496                | 3 976              | 4 890              | 6 609             |
| number..  | 49 468               | 25 728               | 89 468               | 84 136             | 59 506             | 35 696            |
| \$1,000 -----   | 16 326               | 8 443                | 27 647               | 24 068             | 15 850             | 8 523             |
| Calves ----- farms..  | 663                  | 423                  | 2 141                | 3 465              | 4 342              | 5 747             |
| number..  | 27 923               | 14 406               | 55 943               | 57 292             | 44 158             | 28 198            |
| \$1,000 -----   | 7 920                | 4 117                | 15 243               | 14 587             | 10 592             | 6 033             |
| Cattle ----- farms..  | 602                  | 397                  | 1 886                | 2 734              | 2 971              | 2 911             |
| number..  | 21 545               | 11 322               | 33 625               | 26 844             | 15 348             | 7 498             |
| \$1,000 -----   | 8 405                | 4 326                | 12 405               | 9 481              | 5 258              | 2 490             |
| Fattened on grain and concentrates ----- farms..  | 46                   | 25                   | 149                  | 208                | 206                | 233               |
| number..  | 1 615                | 732                  | 2 574                | 2 308              | 1 227              | 625               |
| \$1,000 -----   | 642                  | 256                  | 945                  | 805                | 400                | 198               |

See footnotes at end of table.

**Table 52. Summary by Value of Agricultural Products Sold: 1987—Con.**

[For meaning of abbreviations and symbols, see introductory text]

| Item   | All farms   | \$500,000 or more   |            | \$250,000 to \$499,999 | \$100,000 to \$249,999 | \$50,000 to \$99,999 | \$40,000 to \$49,999 |
|--|-------------|---------------------|------------|------------------------|------------------------|----------------------|----------------------|
|  |             | \$1,000,000 or more | Total      |                        |                        |                      |                      |
| <b>LIVESTOCK—Con.</b>  |             |                     |            |                        |                        |                      |                      |
| Hogs and pigs inventory..... farms..                         | 2 237       | 5                   | 21         | 60                     | 128                    | 99                   | 26                   |
| ..... number..   | 179 063     | 19 869              | 46 725     | 24 076                 | 43 274                 | 18 458               | 3 201                |
| Farms with—  |             |                     |            |                        |                        |                      |                      |
| 1 to 24.....   | 1 592       | -                   | 3          | 24                     | 36                     | 28                   | 5                    |
| 25 to 49.....  | 189         | -                   | -          | 5                      | 4                      | 11                   | 4                    |
| 50 to 99.....  | 171         | 2                   | 3          | 4                      | 12                     | 9                    | 6                    |
| 100 to 199.....  | 108         | -                   | -          | 4                      | 15                     | 16                   | 4                    |
| 200 to 499.....  | 102         | -                   | 2          | 8                      | 24                     | 26                   | 7                    |
| 500 or more.....   | 75          | 3                   | 13         | 15                     | 37                     | 9                    | -                    |
| Used or to be used for breeding..... farms..                 | 1 306       | 4                   | 15         | 35                     | 84                     | 72                   | 14                   |
| ..... number..   | 23 473      | 1 805               | 4 671      | 2 683                  | 5 030                  | 2 608                | 307                  |
| Other..... farms..   | 2 034       | 5                   | 21         | 57                     | 121                    | 96                   | 25                   |
| ..... number..   | 155 590     | 17 964              | 42 054     | 21 393                 | 38 244                 | 15 850               | 2 894                |
| Hogs and pigs sold..... farms..                              | 1 622       | 5                   | 20         | 55                     | 119                    | 97                   | 26                   |
| ..... number..   | 284 630     | 26 845              | 71 680     | 42 864                 | 71 673                 | 30 265               | 4 526                |
| ..... \$1,000..  | 26 011      | 2 774               | 7 523      | 4 427                  | 7 390                  | 2 822                | 469                  |
| Feeder pigs..... farms..                                     | 401         | -                   | 1          | 11                     | 22                     | 26                   | 4                    |
| ..... number..   | 46 906      | -                   | (D)        | (D)                    | 11 029                 | 6 820                | 326                  |
| ..... \$1,000..  | 1 808       | -                   | (D)        | (D)                    | 484                    | 297                  | 13                   |
| Litters of pigs farrowed between—                            |             |                     |            |                        |                        |                      |                      |
| Dec. 1 of preceding year and Nov. 30..... farms..            | 1 358       | 4                   | 15         | 36                     | 87                     | 79                   | 14                   |
| ..... number..   | 33 653      | 3 909               | 7 944      | 4 369                  | 7 890                  | 3 724                | 415                  |
| Dec. 1 and May 31..... farms..                               | 1 231       | 4                   | 15         | 32                     | 81                     | 72                   | 11                   |
| ..... number..   | 16 856      | 1 966               | 3 970      | 2 248                  | 3 904                  | 1 892                | 189                  |
| June 1 and Nov. 30..... farms..                              | 1 079       | 4                   | 13         | 28                     | 79                     | 69                   | 14                   |
| ..... number..   | 16 797      | 1 943               | 3 974      | 2 121                  | 3 986                  | 1 832                | 226                  |
| Sheep and lambs of all ages inventory..... farms..           | 218         | -                   | -          | 10                     | 11                     | 11                   | 2                    |
| ..... number..   | 5 395       | -                   | -          | 550                    | 354                    | 694                  | (D)                  |
| Ewes 1 year old or older..... farms..                        | 166         | -                   | -          | 7                      | 9                      | 8                    | -                    |
| ..... number..   | 3 282       | -                   | -          | 218                    | (D)                    | 493                  | -                    |
| Sheep and lambs sold..... farms..                            | 153         | -                   | -          | 6                      | 7                      | 6                    | -                    |
| ..... number..   | 2 597       | -                   | -          | 217                    | 143                    | 212                  | -                    |
| Sheep and lambs shorn..... farms..                           | 148         | -                   | -          | 8                      | 8                      | 7                    | -                    |
| ..... number..   | 4 128       | -                   | -          | 505                    | 210                    | 637                  | -                    |
| ..... pounds of wool..                                       | 23 183      | -                   | -          | 2 765                  | 1 195                  | 4 564                | -                    |
| Horses and ponies inventory..... farms..                     | 6 256       | 20                  | 74         | 146                    | 237                    | 217                  | 66                   |
| ..... number..   | 28 179      | 161                 | 587        | 691                    | 1 130                  | 1 175                | 389                  |
| Horses and ponies sold..... farms..                          | 991         | 1                   | 7          | 13                     | 25                     | 32                   | 17                   |
| ..... number..   | 3 208       | (D)                 | 34         | 39                     | 173                    | 155                  | 89                   |
| Goats inventory..... farms..                                 | 527         | 1                   | 6          | 6                      | 13                     | 13                   | 2                    |
| ..... number..   | 5 323       | (D)                 | 37         | 32                     | 154                    | 28                   | (D)                  |
| Goats sold..... farms..                                      | 134         | -                   | 1          | 1                      | 4                      | 3                    | 1                    |
| ..... number..   | 1 447       | -                   | (D)        | (D)                    | 51                     | 7                    | (D)                  |
| <b>POULTRY</b>   |             |                     |            |                        |                        |                      |                      |
| Chickens 3 months old or older inventory..... farms..        | 2 550       | 16                  | 33         | 36                     | 141                    | 68                   | 10                   |
| ..... number..   | 7 027 574   | 3 779 129           | 4 369 965  | 700 229                | 1 441 337              | 325 726              | 17 718               |
| Farms with—  |             |                     |            |                        |                        |                      |                      |
| 1 to 399.....  | 2 327       | -                   | 3          | 4                      | 27                     | 39                   | 7                    |
| 400 to 3,199.....  | 8           | -                   | -          | -                      | 2                      | -                    | 1                    |
| 3,200 to 9,999.....  | 60          | -                   | -          | 1                      | 41                     | 15                   | 1                    |
| 10,000 to 19,999.....  | 96          | 2                   | 4          | 11                     | 60                     | 12                   | 1                    |
| 20,000 to 49,999.....  | 40          | 2                   | 9          | 20                     | 9                      | 2                    | -                    |
| 50,000 to 99,999.....  | 12          | 5                   | 10         | -                      | 2                      | -                    | -                    |
| 100,000 or more.....   | 7           | 7                   | 7          | -                      | -                      | -                    | -                    |
| Hens and pullets of laying age..... farms..                  | 2 493       | 16                  | 33         | 34                     | 134                    | 52                   | 9                    |
| ..... number..   | 5 883 378   | (D)                 | 3 935 033  | 670 204                | 1 139 928              | 91 924               | (D)                  |
| Pullets 3 months old or older not of laying age..... farms.. | 503         | 5                   | 6          | 3                      | 14                     | 20                   | 1                    |
| ..... number..   | 1 144 196   | (D)                 | 434 932    | 30 025                 | 301 409                | 233 802              | (D)                  |
| Hens and pullets sold..... farms..                           | 370         | 16                  | 30         | 38                     | 118                    | 38                   | 10                   |
| ..... number..   | 7 025 428   | 2 483 785           | 3 034 821  | 1 129 787              | 1 698 488              | 684 426              | 149 082              |
| Broilers and other meat-type chickens sold..... farms..      | 1 129       | 14                  | 159        | 448                    | 384                    | 77                   | 15                   |
| ..... number..   | 276 652 292 | 13 552 000          | 86 988 258 | 126 191 667            | 57 309 244             | 4 706 406            | 726 140              |
| Farms with—  |             |                     |            |                        |                        |                      |                      |
| 1 to 1,999.....  | 20          | -                   | -          | -                      | 4                      | -                    | -                    |
| 2,000 to 59,999.....   | 71          | -                   | -          | -                      | 3                      | 31                   | 7                    |
| 60,000 to 99,999.....  | 91          | -                   | 1          | -                      | 38                     | 44                   | 8                    |
| 100,000 or more.....   | 947         | 14                  | 158        | 448                    | 339                    | 2                    | -                    |
| Turkey hens kept for breeding..... farms..                   | 181         | -                   | 2          | 1                      | 2                      | 2                    | -                    |
| ..... number..   | 992         | -                   | (D)        | (D)                    | (D)                    | (D)                  | -                    |
| Turkeys sold..... farms..                                    | 19          | -                   | -          | -                      | -                      | -                    | -                    |
| ..... number..   | 172         | -                   | -          | -                      | -                      | -                    | -                    |

See footnotes at end of table.

**Table 52. Summary by Value of Agricultural Products Sold: 1987—Con.**

[For meaning of abbreviations and symbols, see introductory text]

| Item   | \$25,000 to \$39,999 | \$20,000 to \$24,999 | \$10,000 to \$19,999 | \$5,000 to \$9,999 | \$2,500 to \$4,999 | Less than \$2,500 |
|--|----------------------|----------------------|----------------------|--------------------|--------------------|-------------------|
| <b>LIVESTOCK—Con.</b>  |                      |                      |                      |                    |                    |                   |
| Hogs and pigs inventory..... farms..                         | 100                  | 56                   | 244                  | 281                | 368                | 854               |
| ..... number..   | 10 116               | 4 043                | 11 185               | 7 088              | 5 029              | 5 858             |
| Farms with—  |                      |                      |                      |                    |                    |                   |
| 1 to 24.....   | 42                   | 24                   | 120                  | 183                | 311                | 816               |
| 25 to 49.....  | 10                   | 8                    | 33                   | 46                 | 40                 | 28                |
| 50 to 99.....  | 9                    | 4                    | 55                   | 45                 | 15                 | 9                 |
| 100 to 199.....  | 20                   | 13                   | 31                   | 3                  | 1                  | 1                 |
| 200 to 499.....  | 18                   | 7                    | 5                    | 4                  | 1                  | —                 |
| 500 or more.....   | 1                    | —                    | —                    | —                  | —                  | —                 |
| Used or to be used for breeding..... farms..                 | 74                   | 35                   | 171                  | 188                | 229                | 389               |
| ..... number..   | 1 527                | 718                  | 2 188                | 1 440              | 1 051              | 1 250             |
| Other..... farms..   | 90                   | 51                   | 217                  | 253                | 322                | 781               |
| ..... number..   | 8 588                | 3 325                | 9 007                | 5 648              | 3 978              | 4 808             |
| Hogs and pigs sold..... farms..                              | 92                   | 53                   | 211                  | 244                | 280                | 425               |
| ..... number..   | 16 350               | 8 149                | 18 228               | 10 054             | 6 082              | 4 759             |
| ..... \$1,000..  | 1 525                | 595                  | 1 537                | 833                | 532                | 359               |
| Feeder pigs..... farms..                                     | 22                   | 12                   | 60                   | 62                 | 69                 | 112               |
| ..... number..   | 4 585                | 4 073                | 6 524                | 3 845              | 1 849              | 2 062             |
| ..... \$1,000..  | 181                  | 159                  | 263                  | 135                | 62                 | 65                |
| Litters of pigs farrowed between—                            |                      |                      |                      |                    |                    |                   |
| Dec. 1 of preceding year and Nov. 30..... farms..            | 78                   | 35                   | 173                  | 198                | 235                | 408               |
| ..... number..   | 2 072                | 855                  | 2 719                | 1 421              | 999                | 1 245             |
| Dec. 1 and May 31..... farms..                               | 66                   | 35                   | 156                  | 172                | 207                | 384               |
| ..... number..   | 997                  | 452                  | 1 299                | 693                | 517                | 695               |
| June 1 and Nov. 30..... farms..                              | 72                   | 27                   | 159                  | 165                | 185                | 268               |
| ..... number..   | 1 075                | 403                  | 1 420                | 728                | 482                | 550               |
| Sheep and lambs of all ages inventory..... farms..           | 10                   | 8                    | 12                   | 29                 | 43                 | 82                |
| ..... number..   | (D)                  | 218                  | 157                  | 896                | 578                | 1 308             |
| Ewes 1 year old or older..... farms..                        | 9                    | 7                    | 4                    | 27                 | 31                 | 64                |
| ..... number..   | (D)                  | (D)                  | 98                   | (D)                | (D)                | 764               |
| Sheep and lambs sold..... farms..                            | 10                   | 6                    | 7                    | 25                 | 27                 | 59                |
| ..... number..   | 356                  | 55                   | 108                  | 456                | 345                | 705               |
| Sheep and lambs shorn..... farms..                           | 10                   | 7                    | 8                    | 25                 | 23                 | 52                |
| ..... number..   | 530                  | 139                  | 115                  | 679                | 422                | 891               |
| ..... pounds of wool..                                       | 2 728                | 808                  | 638                  | 3 549              | 2 443              | 4 495             |
| Horses and ponies inventory..... farms..                     | 197                  | 144                  | 542                  | 850                | 1 131              | 2 652             |
| ..... number..   | 1 002                | 626                  | 2 483                | 3 779              | 4 242              | 12 075            |
| Horses and ponies sold..... farms..                          | 38                   | 18                   | 93                   | 166                | 202                | 380               |
| ..... number..   | 199                  | 93                   | 460                  | 590                | 603                | 773               |
| Goats inventory..... farms..                                 | 8                    | 9                    | 29                   | 71                 | 115                | 255               |
| ..... number..   | (D)                  | 133                  | 300                  | 654                | 1 183              | 2 530             |
| Goats sold..... farms..                                      | 5                    | 5                    | 10                   | 26                 | 28                 | 50                |
| ..... number..   | 143                  | 54                   | 105                  | 323                | 238                | 495               |
| <b>POULTRY</b>   |                      |                      |                      |                    |                    |                   |
| Chickens 3 months old or older inventory..... farms..        | 53                   | 30                   | 129                  | 281                | 478                | 1 291             |
| ..... number..   | 77 649               | 39 478               | 12 864               | 6 551              | 10 744             | 25 313            |
| Farms with—  |                      |                      |                      |                    |                    |                   |
| 1 to 399.....  | 45                   | 27                   | 128                  | 280                | 477                | 1 290             |
| 400 to 3,199.....  | 2                    | —                    | —                    | 1                  | 1                  | 1                 |
| 3,200 to 9,999.....  | 2                    | —                    | —                    | —                  | —                  | —                 |
| 10,000 to 19,999.....  | 4                    | 3                    | 1                    | —                  | —                  | —                 |
| 20,000 to 49,999.....  | —                    | —                    | —                    | —                  | —                  | —                 |
| 50,000 to 99,999.....  | —                    | —                    | —                    | —                  | —                  | —                 |
| 100,000 or more.....   | —                    | —                    | —                    | —                  | —                  | —                 |
| Hens and pullets of laying age..... farms..                  | 47                   | 26                   | 125                  | 279                | 473                | 1 281             |
| ..... number..   | (D)                  | 428                  | 2 503                | 5 632              | 9 501              | 20 906            |
| Pullets 3 months old or older not of laying age..... farms.. | 14                   | 5                    | 27                   | 67                 | 84                 | 282               |
| ..... number..   | (D)                  | 39 050               | 10 361               | 9 19               | 1 243              | 4 407             |
| Hens and pullets sold..... farms..                           | 20                   | 8                    | 12                   | 16                 | 24                 | 56                |
| ..... number..   | 177 787              | 104 549              | 43 734               | 306                | 1 228              | 1 220             |
| Broilers and other meat-type chickens sold..... farms..      | 21                   | 2                    | 7                    | 3                  | 4                  | 9                 |
| ..... number..   | 617 796              | (D)                  | (D)                  | 184                | 104                | 783               |
| Farms with—  |                      |                      |                      |                    |                    |                   |
| 1 to 1,999.....  | —                    | —                    | —                    | 3                  | 4                  | 9                 |
| 2,000 to 59,999.....   | 21                   | 2                    | 7                    | —                  | —                  | —                 |
| 60,000 to 99,999.....  | —                    | —                    | —                    | —                  | —                  | —                 |
| 100,000 or more.....   | —                    | —                    | —                    | —                  | —                  | —                 |
| Turkey hens kept for breeding..... farms..                   | 4                    | 4                    | 12                   | 33                 | 47                 | 74                |
| ..... number..   | 11                   | 13                   | 63                   | 379                | 214                | 299               |
| Turkeys sold..... farms..                                    | —                    | —                    | 1                    | 3                  | 6                  | 9                 |
| ..... number..   | —                    | —                    | (D)                  | (D)                | (D)                | 81                |

See footnotes at end of table.

**Table 52. Summary by Value of Agricultural Products Sold: 1987—Con.**

[For meaning of abbreviations and symbols, see introductory text]

| Item                          | All farms              | \$500,000 or more   |            | \$250,000 to \$499,999 | \$100,000 to \$249,999 | \$50,000 to \$99,999 | \$40,000 to \$49,999 |
|-------------------------------|------------------------|---------------------|------------|------------------------|------------------------|----------------------|----------------------|
|                               |                        | \$1,000,000 or more | Total      |                        |                        |                      |                      |
| <b>CROPS HARVESTED</b>        |                        |                     |            |                        |                        |                      |                      |
| Corn for grain or seed        | farms... 4 020         | 15                  | 56         | 133                    | 284                    | 243                  | 62                   |
|                               | acres... 120 361       | 4 151               | 16 052     | 15 974                 | 29 524                 | 16 020               | 2 934                |
|                               | bushels... 9 369 093   | 456 843             | 1 443 263  | 1 493 135              | 2 579 463              | 1 311 710            | 226 592              |
| Irrigated                     | farms... 4 73          | 4                   | 8          | 10                     | 13                     | 3                    | -                    |
|                               | acres... 4 626         | 765                 | 1 512      | 1 108                  | 1 344                  | 95                   | -                    |
| Farms by acres harvested:     |                        |                     |            |                        |                        |                      |                      |
| 1 to 24 acres                 | 3 082                  | -                   | 3          | 37                     | 66                     | 87                   | 27                   |
| 25 to 99 acres                | 646                    | 3                   | 18         | 40                     | 120                    | 97                   | 24                   |
| 100 to 249 acres              | 208                    | 7                   | 12         | 36                     | 71                     | 49                   | 10                   |
| 250 to 499 acres              | 62                     | 4                   | 14         | 16                     | 19                     | 9                    | 1                    |
| 500 acres or more             | 22                     | 1                   | 9          | 4                      | 8                      | 1                    | -                    |
| Corn for silage or green chop | farms... 603           | 13                  | 33         | 80                     | 155                    | 81                   | 20                   |
|                               | acres... 39 441        | 4 887               | 9 308      | 9 097                  | 11 480                 | 4 199                | 605                  |
|                               | tons, green... 498 102 | 68 764              | 133 443    | 118 834                | 142 503                | 47 065               | 6 558                |
| Irrigated                     | farms... 19            | 4                   | 6          | -                      | 4                      | 3                    | -                    |
|                               | acres... 1 347         | (D)                 | 838        | -                      | 213                    | (D)                  | -                    |
| Farms by acres harvested:     |                        |                     |            |                        |                        |                      |                      |
| 1 to 24 acres                 | 218                    | 2                   | 3          | 4                      | 11                     | 19                   | 9                    |
| 25 to 99 acres                | 265                    | 2                   | 7          | 35                     | 104                    | 54                   | 11                   |
| 100 to 249 acres              | 97                     | 3                   | 9          | 37                     | 38                     | 6                    | -                    |
| 250 to 499 acres              | 15                     | 1                   | 7          | 3                      | 2                      | 2                    | -                    |
| 500 acres or more             | 8                      | 5                   | 7          | 1                      | -                      | -                    | -                    |
| Sorghum for grain or seed     | farms... 1 414         | 34                  | 137        | 211                    | 329                    | 244                  | 48                   |
|                               | acres... 111 250       | 8 676               | 23 550     | 23 686                 | 31 737                 | 15 084               | 2 809                |
|                               | bushels... 6 758 881   | 578 766             | 1 560 183  | 1 561 436              | 1 998 302              | 800 798              | 142 240              |
| Irrigated                     | farms... 59            | 9                   | 24         | 16                     | 17                     | 1                    | -                    |
|                               | acres... 4 350         | 1 143               | 2 160      | 1 140                  | (D)                    | (D)                  | -                    |
| Wheat for grain               | farms... 1 991         | 51                  | 199        | 290                    | 426                    | 328                  | 56                   |
|                               | acres... 283 477       | 24 871              | 72 136     | 60 319                 | 66 082                 | 40 221               | 7 460                |
|                               | bushels... 9 674 702   | 972 666             | 2 662 907  | 2 251 274              | 2 341 409              | 1 233 806            | 225 724              |
| Irrigated                     | farms... 35            | 4                   | 9          | 9                      | 12                     | 4                    | -                    |
|                               | acres... 6 773         | 465                 | 3 048      | 1 340                  | (D)                    | (D)                  | -                    |
| Farms by acres harvested:     |                        |                     |            |                        |                        |                      |                      |
| 1 to 24 acres                 | 337                    | -                   | 1          | 10                     | 28                     | 34                   | 5                    |
| 25 to 99 acres                | 758                    | 6                   | 27         | 83                     | 155                    | 147                  | 17                   |
| 100 to 249 acres              | 587                    | 14                  | 69         | 121                    | 183                    | 115                  | 26                   |
| 250 to 499 acres              | 215                    | 13                  | 58         | 50                     | 67                     | 27                   | 7                    |
| 500 acres or more             | 94                     | 18                  | 44         | 26                     | 13                     | 5                    | 1                    |
| Rice                          | farms... 803           | 36                  | 122        | 173                    | 295                    | 139                  | 24                   |
|                               | acres... 195 505       | 22 988              | 61 582     | 50 996                 | 58 372                 | 19 062               | 2 539                |
|                               | cwt... 10 466 632      | 1 293 009           | 3 598 507  | 2 736 907              | 3 047 909              | 849 252              | 113 229              |
| Irrigated                     | farms... 803           | 36                  | 122        | 173                    | 295                    | 139                  | 24                   |
|                               | acres... 195 505       | 22 988              | 61 582     | 50 996                 | 58 372                 | 19 062               | 2 539                |
| Farms by acres harvested:     |                        |                     |            |                        |                        |                      |                      |
| 1 to 24 acres                 | 13                     | -                   | -          | -                      | -                      | 5                    | -                    |
| 25 to 99 acres                | 164                    | 2                   | 7          | 22                     | 55                     | 36                   | 11                   |
| 100 to 249 acres              | 352                    | 5                   | 29         | 57                     | 157                    | 87                   | 13                   |
| 250 to 499 acres              | 195                    | 10                  | 33         | 73                     | 78                     | 11                   | -                    |
| 500 acres or more             | 79                     | 19                  | 53         | 21                     | 5                      | -                    | -                    |
| Cotton                        | farms... 4 225         | 94                  | 342        | 523                    | 998                    | 674                  | 149                  |
|                               | acres... 1 028 249     | 169 255             | 376 324    | 244 727                | 249 376                | 95 458               | 13 974               |
|                               | bales... 1 654 648     | 323 547             | 700 160    | 406 836                | 363 983                | 118 295              | 15 006               |
| Irrigated                     | farms... 652           | 60                  | 170        | 165                    | 206                    | 68                   | 10                   |
|                               | acres... 198 549       | 66 037              | 114 010    | 43 383                 | 32 457                 | 7 170                | 648                  |
| Farms by acres harvested:     |                        |                     |            |                        |                        |                      |                      |
| 1 to 24 acres                 | 867                    | -                   | -          | 4                      | 14                     | 22                   | 16                   |
| 25 to 99 acres                | 1 027                  | 2                   | 7          | 28                     | 81                     | 170                  | 78                   |
| 100 to 249 acres              | 1 037                  | 2                   | 12         | 64                     | 439                    | 411                  | 51                   |
| 250 to 499 acres              | 713                    | 5                   | 22         | 198                    | 417                    | 69                   | 3                    |
| 500 acres or more             | 581                    | 85                  | 301        | 230                    | 47                     | 2                    | 1                    |
| Soybeans for beans            | farms... 6 475         | 98                  | 381        | 625                    | 1 219                  | 863                  | 211                  |
|                               | acres... 2 006 263     | 188 249             | 493 170    | 427 609                | 518 058                | 248 533              | 47 117               |
|                               | bushels... 41 329 519  | 4 680 034           | 11 958 861 | 9 475 801              | 10 347 694             | 4 580 114            | 836 114              |
| Irrigated                     | farms... 696           | 43                  | 142        | 165                    | 236                    | 64                   | 8                    |
|                               | acres... 217 827       | 38 771              | 88 605     | 59 406                 | 55 394                 | 8 457                | 775                  |
| Farms by acres harvested:     |                        |                     |            |                        |                        |                      |                      |
| 1 to 24 acres                 | 895                    | -                   | -          | 11                     | 28                     | 29                   | 7                    |
| 25 to 99 acres                | 1 864                  | 1                   | 13         | 40                     | 128                    | 148                  | 55                   |
| 100 to 249 acres              | 1 436                  | 7                   | 29         | 106                    | 287                    | 282                  | 69                   |
| 250 to 499 acres              | 1 032                  | 6                   | 52         | 135                    | 369                    | 245                  | 67                   |
| 500 acres or more             | 1 248                  | 84                  | 287        | 333                    | 409                    | 159                  | 13                   |
| Irish potatoes                | farms... 59            | -                   | -          | -                      | 2                      | 2                    | 1                    |
|                               | acres... 71            | -                   | -          | -                      | (D)                    | (D)                  | (D)                  |
|                               | cwt... 8 980           | -                   | -          | -                      | (D)                    | (D)                  | (D)                  |
| Irrigated                     | farms... -             | -                   | -          | -                      | -                      | -                    | -                    |
|                               | acres... -             | -                   | -          | -                      | -                      | -                    | -                    |
| Sweetpotatoes                 | farms... 116           | -                   | 2          | 3                      | 14                     | 13                   | 3                    |
|                               | acres... 2 603         | -                   | (D)        | (D)                    | 766                    | 464                  | 130                  |
|                               | bushels... 528 564     | -                   | (D)        | (D)                    | 160 380                | 118 240              | 17 000               |
| Irrigated                     | farms... 5             | -                   | -          | -                      | 3                      | -                    | -                    |
|                               | acres... 80            | -                   | -          | -                      | (D)                    | -                    | -                    |

See footnotes at end of table.

**Table 52. Summary by Value of Agricultural Products Sold: 1987—Con.**

[For meaning of abbreviations and symbols, see introductory text]

| Item   | \$25,000 to \$39,999 | \$20,000 to \$24,999 | \$10,000 to \$19,999 | \$5,000 to \$9,999 | \$2,500 to \$4,999 | Less than \$2,500 |
|--|----------------------|----------------------|----------------------|--------------------|--------------------|-------------------|
| <b>CROPS HARVESTED</b>                       |                      |                      |                      |                    |                    |                   |
| Corn for grain or seed ----- farms...        | 233                  | 102                  | 366                  | 539                | 697                | 1 305             |
| acres...                                     | 8 978                | 2 690                | 7 087                | 6 781              | 6 723              | 7 598             |
| bushels...                                   | 634 666              | 173 283              | 465 853              | 389 900            | 330 762            | 320 436           |
| Irrigated ----- farms...                     | 5                    | 1                    | 3                    | 2                  | 4                  | 24                |
| acres...                                     | 368                  | (D)                  | (D)                  | (D)                | (D)                | 85                |
| Farms by acres harvested:                    |                      |                      |                      |                    |                    |                   |
| 1 to 24 acres -----                          | 125                  | 66                   | 273                  | 470                | 644                | 1 284             |
| 25 to 99 acres -----                         | 86                   | 33                   | 90                   | 65                 | 52                 | 21                |
| 100 to 249 acres -----                       | 20                   | 3                    | 3                    | 4                  | -                  | -                 |
| 250 to 499 acres -----                       | 2                    | -                    | -                    | -                  | 1                  | -                 |
| 500 acres or more -----                      | -                    | -                    | -                    | -                  | -                  | -                 |
| Corn for silage or green chop ----- farms... | 38                   | 13                   | 46                   | 41                 | 32                 | 64                |
| acres...                                     | 1 838                | 549                  | 869                  | 769                | 240                | 497               |
| tons, green...                               | 18 713               | 6 743                | 9 083                | 7 751              | 2 879              | 4 530             |
| Irrigated ----- farms...                     | 1                    | -                    | -                    | -                  | 1                  | 4                 |
| acres...                                     | (D)                  | -                    | -                    | -                  | (D)                | (D)               |
| Farms by acres harvested:                    |                      |                      |                      |                    |                    |                   |
| 1 to 24 acres -----                          | 16                   | 4                    | 32                   | 31                 | 30                 | 59                |
| 25 to 99 acres -----                         | 15                   | 8                    | 14                   | 10                 | 2                  | 5                 |
| 100 to 249 acres -----                       | 6                    | 1                    | -                    | -                  | -                  | -                 |
| 250 to 499 acres -----                       | 1                    | -                    | -                    | -                  | -                  | -                 |
| 500 acres or more -----                      | -                    | -                    | -                    | -                  | -                  | -                 |
| Sorghum for grain or seed ----- farms...     | 101                  | 38                   | 111                  | 92                 | 49                 | 54                |
| acres...                                     | 5 065                | 1 349                | 3 875                | 2 078              | 1 070              | 947               |
| bushels...                                   | 253 142              | 63 932               | 200 257              | 108 261            | 42 181             | 27 149            |
| Irrigated ----- farms...                     | 1                    | -                    | -                    | -                  | -                  | -                 |
| acres...                                     | (D)                  | -                    | -                    | -                  | -                  | -                 |
| Wheat for grain ----- farms...               | 158                  | 50                   | 172                  | 125                | 91                 | 96                |
| acres...                                     | 13 899               | 3 588                | 9 095                | 6 335              | 2 597              | 1 765             |
| bushels...                                   | 374 984              | 78 038               | 269 147              | 139 769            | 63 545             | 34 099            |
| Irrigated ----- farms...                     | -                    | -                    | -                    | 1                  | -                  | -                 |
| acres...                                     | -                    | -                    | -                    | (D)                | -                  | -                 |
| Farms by acres harvested:                    |                      |                      |                      |                    |                    |                   |
| 1 to 24 acres -----                          | 31                   | 15                   | 44                   | 51                 | 49                 | 69                |
| 25 to 99 acres -----                         | 69                   | 27                   | 106                  | 60                 | 40                 | 27                |
| 100 to 249 acres -----                       | 53                   | 6                    | 20                   | 12                 | 2                  | -                 |
| 250 to 499 acres -----                       | 4                    | -                    | 2                    | -                  | -                  | -                 |
| 500 acres or more -----                      | 1                    | 2                    | -                    | 2                  | -                  | -                 |
| Rice ----- farms...                          | 26                   | 9                    | 9                    | 3                  | 3                  | -                 |
| acres...                                     | 1 856                | 584                  | 297                  | 131                | 86                 | -                 |
| cwt...                                       | 84 832               | 17 915               | 11 588               | 4 819              | 1 674              | -                 |
| Irrigated ----- farms...                     | 26                   | 9                    | 9                    | 3                  | 3                  | -                 |
| acres...                                     | 1 856                | 584                  | 297                  | 131                | 86                 | -                 |
| Farms by acres harvested:                    |                      |                      |                      |                    |                    |                   |
| 1 to 24 acres -----                          | 2                    | 1                    | 4                    | -                  | 1                  | -                 |
| 25 to 99 acres -----                         | 18                   | 5                    | 5                    | 3                  | 2                  | -                 |
| 100 to 249 acres -----                       | 6                    | 3                    | -                    | -                  | -                  | -                 |
| 250 to 499 acres -----                       | -                    | -                    | -                    | -                  | -                  | -                 |
| 500 acres or more -----                      | -                    | -                    | -                    | -                  | -                  | -                 |
| Cotton ----- farms...                        | 317                  | 142                  | 429                  | 335                | 194                | 122               |
| acres...                                     | 19 480               | 6 419                | 13 281               | 6 141              | 2 219              | 850               |
| bales...                                     | 22 414               | 6 805                | 12 922               | 5 932              | 1 752              | 543               |
| Irrigated ----- farms...                     | 12                   | 4                    | 11                   | 3                  | 2                  | 1                 |
| acres...                                     | 411                  | 172                  | 247                  | 32                 | (D)                | (D)               |
| Farms by acres harvested:                    |                      |                      |                      |                    |                    |                   |
| 1 to 24 acres -----                          | 37                   | 21                   | 195                  | 254                | 182                | 122               |
| 25 to 99 acres -----                         | 233                  | 113                  | 226                  | 81                 | 12                 | -                 |
| 100 to 249 acres -----                       | 44                   | 8                    | 8                    | -                  | -                  | -                 |
| 250 to 499 acres -----                       | 3                    | -                    | -                    | -                  | -                  | -                 |
| 500 acres or more -----                      | -                    | -                    | -                    | -                  | -                  | -                 |
| Soybeans for beans ----- farms...            | 495                  | 214                  | 702                  | 725                | 530                | 510               |
| acres...                                     | 95 782               | 33 608               | 64 397               | 45 941             | 20 046             | 12 002            |
| bushels...                                   | 1 476 518            | 533 005              | 1 068 815            | 647 593            | 272 032            | 132 972           |
| Irrigated ----- farms...                     | 24                   | 15                   | 16                   | 10                 | 12                 | 4                 |
| acres...                                     | 1 811                | 1 288                | 1 096                | 529                | 370                | 96                |
| Farms by acres harvested:                    |                      |                      |                      |                    |                    |                   |
| 1 to 24 acres -----                          | 35                   | 14                   | 88                   | 144                | 207                | 332               |
| 25 to 99 acres -----                         | 139                  | 69                   | 346                  | 484                | 299                | 165               |
| 100 to 249 acres -----                       | 183                  | 91                   | 246                  | 106                | 24                 | 13                |
| 250 to 499 acres -----                       | 103                  | 31                   | 19                   | 11                 | -                  | -                 |
| 500 acres or more -----                      | 35                   | 9                    | 3                    | -                  | -                  | -                 |
| Irish potatoes ----- farms...                | 3                    | 1                    | 11                   | 11                 | 9                  | 19                |
| acres...                                     | 9                    | (D)                  | 16                   | 11                 | 7                  | 11                |
| cwt...                                       | 249                  | (D)                  | 3 118                | 1 726              | 795                | 1 167             |
| Irrigated ----- farms...                     | -                    | -                    | -                    | -                  | -                  | -                 |
| acres...                                     | -                    | -                    | -                    | -                  | -                  | -                 |
| Sweetpotatoes ----- farms...                 | 3                    | 5                    | 22                   | 18                 | 16                 | 17                |
| acres...                                     | 110                  | 126                  | 285                  | 110                | 27                 | 22                |
| bushels...                                   | 16 472               | 19 866               | 43 567               | 10 366             | 4 076              | 1 747             |
| Irrigated ----- farms...                     | -                    | -                    | -                    | -                  | 1                  | 1                 |
| acres...                                     | -                    | -                    | -                    | -                  | (D)                | (D)               |

See footnotes at end of table.

**Table 52. Summary by Value of Agricultural Products Sold: 1987—Con.**

[For meaning of abbreviations and symbols, see introductory text]

| Item  | All farms | \$500,000 or more   |        | \$250,000 to \$499,999 | \$100,000 to \$249,999 | \$50,000 to \$99,999 | \$40,000 to \$49,999 |
|---|-----------|---------------------|--------|------------------------|------------------------|----------------------|----------------------|
|   |           | \$1,000,000 or more | Total  |                        |                        |                      |                      |
| <b>CROPS HARVESTED—Con.</b>   |           |                     |        |                        |                        |                      |                      |
| Hay—alfalfa, other tame, small grain, wild, grass silage, green chop, etc. (see text) --- farms.. | 15 501    | 28                  | 154    | 427                    | 813                    | 673                  | 195                  |
| acres..   | 585 346   | 9 991               | 22 789 | 35 826                 | 73 259                 | 52 844               | 17 644               |
| tons, dry..   | 1 092 059 | 18 755              | 47 592 | 80 074                 | 155 166                | 106 244              | 28 687               |
| Irrigated ----- farms..   | 95        | 2                   | 6      | 1                      | 9                      | 5                    | 1                    |
| acres..   | 2 018     | (D)                 | 300    | (D)                    | 384                    | 242                  | (D)                  |
| Farms by acres harvested:   |           |                     |        |                        |                        |                      |                      |
| 1 to 24 acres -----   | 8 672     | 6                   | 42     | 139                    | 232                    | 172                  | 50                   |
| 25 to 99 acres -----  | 5 553     | 5                   | 55     | 168                    | 327                    | 317                  | 94                   |
| 100 to 249 acres -----  | 1 062     | 5                   | 30     | 80                     | 193                    | 149                  | 42                   |
| 250 to 499 acres -----  | 173       | 6                   | 17     | 24                     | 49                     | 26                   | 5                    |
| 500 acres or more -----   | 41        | 6                   | 10     | 6                      | 12                     | 9                    | 4                    |
| Tame hay other than alfalfa, small grain, and wild hay (see text) ----- farms..                   | 10 175    | 23                  | 118    | 308                    | 566                    | 479                  | 140                  |
| acres..   | 364 823   | 7 736               | 14 967 | 21 583                 | 47 292                 | 32 477               | 11 543               |
| tons, dry..   | 733 265   | 15 997              | 32 257 | 51 700                 | 102 889                | 75 237               | 21 082               |
| Irrigated ----- farms..   | 62        | 2                   | 3      | 1                      | 5                      | 4                    | 1                    |
| acres..   | 1 140     | (D)                 | 54     | (D)                    | 273                    | 202                  | (D)                  |
| Vegetables harvested for sale (see text) --- farms..  | 767       | 1                   | 4      | 9                      | 25                     | 31                   | 17                   |
| acres..   | 8 650     | (D)                 | 540    | 209                    | 1 391                  | 1 541                | 686                  |
| Irrigated ----- farms..   | 85        | 1                   | 3      | 1                      | 6                      | 2                    | 3                    |
| acres..   | 1 379     | (D)                 | 335    | (D)                    | 407                    | (D)                  | 133                  |
| Farms by acres harvested:   |           |                     |        |                        |                        |                      |                      |
| 0.1 to 4.9 acres -----  | 439       | -                   | -      | 6                      | 6                      | 7                    | 3                    |
| 5.0 to 24.9 acres -----   | 250       | 1                   | 1      | 1                      | 7                      | 3                    | 3                    |
| 25.0 to 99.9 acres -----  | 58        | -                   | 1      | 1                      | 6                      | 14                   | 9                    |
| 100.0 to 249.9 acres -----  | 18        | -                   | 1      | 1                      | 5                      | 7                    | 2                    |
| 250.0 acres or more -----   | 2         | -                   | 1      | -                      | 1                      | -                    | -                    |
| Land in orchards ----- farms..  | 1 326     | 5                   | 28     | 35                     | 47                     | 50                   | 11                   |
| acres..   | 17 982    | 188                 | 2 818  | 1 026                  | 1 265                  | 2 498                | 46                   |
| Irrigated ----- farms..   | 157       | 1                   | 5      | 6                      | 8                      | 8                    | -                    |
| acres..   | 1 690     | (D)                 | 204    | 138                    | 73                     | 243                  | -                    |
| Farms by bearing and nonbearing acres:  |           |                     |        |                        |                        |                      |                      |
| 0.1 to 4.9 acres -----  | 698       | -                   | 5      | 10                     | 15                     | 22                   | 8                    |
| 5.0 to 24.9 acres -----   | 498       | 3                   | 9      | 15                     | 22                     | 19                   | 3                    |
| 25.0 to 99.9 acres -----  | 108       | 1                   | 8      | 9                      | 7                      | 1                    | -                    |
| 100.0 to 249.9 acres -----  | 12        | 1                   | 3      | -                      | 2                      | 4                    | -                    |
| 250.0 acres or more -----   | 10        | -                   | 3      | 1                      | 1                      | 4                    | -                    |

See footnotes at end of table.



**Table 53. Summary by Standard Industrial Classification of Farm: 1987**

[For meaning of abbreviations and symbols, see introductory text]

| Item  | Total      | Cash grains<br>(011) | Field crops, except cash grains (013) |                  |                   |  | Vegetables<br>and melons<br>(016) | Fruits and<br>tree nuts<br>(017) |
|---|------------|----------------------|---------------------------------------|------------------|-------------------|--|-----------------------------------|----------------------------------|
|   |            |                      | Total                                 | Cotton<br>(0131) | Tobacco<br>(0132) | Sugarcane<br>and sugar beets;<br>Irish potatoes;<br>field crops, except<br>cash grains, n.e.c.<br>(0133, 0134, 0139) |                                   |                                  |
| <b>FARMS AND LAND IN FARMS</b>                    |            |                      |                                       |                  |                   |  |                                   |                                  |
| Farms ----- number...                             | 34 074     | 4 274                | 4 518                                 | 3 176            | -                 | 1 342  | 435                               | 460                              |
| ----- percent...                                  | 100.0      | 12.5                 | 13.3                                  | 9.3              | -                 | 3.9  | 1.3                               | 1.4                              |
| Land in farms ----- acres...                      | 10 746 190 | 2 541 042            | 3 132 720                             | 2 883 982        | -                 | 248 738  | 44 618                            | 54 347                           |
| Average size of farm ----- acres...               | 315        | 595                  | 693                                   | 908              | -                 | 185  | 103                               | 118                              |
| <b>MARKET VALUE OF AGRICULTURAL PRODUCTS SOLD</b> |            |                      |                                       |                  |                   |  |                                   |                                  |
| Total sales (see text) ----- farms...             | 34 074     | 4 274                | 4 518                                 | 3 176            | -                 | 1 342  | 435                               | 460                              |
| ----- \$1,000...                                  | 1 862 903  | 282 853              | 585 122                               | 575 952          | -                 | 9 170  | 5 312                             | 1 846                            |
| Average per farm ----- dollars...                 | 54 672     | 66 180               | 129 509                               | 181 345          | -                 | 6 833  | 12 212                            | 4 014                            |
| <b>Farms by value of sales:</b>                   |            |                      |                                       |                  |                   |  |                                   |                                  |
| Less than \$1,000 (see text) ----- farms...       | 5 310      | 345                  | 294                                   | 22               | -                 | 272  | 75                                | 317                              |
| ----- \$1,000 to \$2,499 ----- farms...           | 5 799      | 466                  | 431                                   | 77               | -                 | 354  | 68                                | 47                               |
| ----- \$2,500 to \$4,999 ----- farms...           | 5 985      | 540                  | 432                                   | 138              | -                 | 294  | 90                                | 37                               |
| ----- \$5,000 to \$9,999 ----- farms...           | 5 012      | 609                  | 478                                   | 242              | -                 | 236  | 85                                | 29                               |
| ----- \$10,000 to \$19,999 ----- farms...         | 3 307      | 484                  | 405                                   | 287              | -                 | 118  | 46                                | 11                               |
| ----- \$20,000 to \$24,999 ----- farms...         | 763        | 148                  | 114                                   | 94               | -                 | 20   | 11                                | 5                                |
| ----- \$25,000 to \$39,999 ----- farms...         | 1 303      | 318                  | 247                                   | 221              | -                 | 26   | 22                                | 4                                |
| ----- \$40,000 to \$49,999 ----- farms...         | 468        | 123                  | 120                                   | 115              | -                 | 5  | 12                                | -                                |
| ----- \$50,000 to \$99,999 ----- farms...         | 1 710      | 481                  | 538                                   | 530              | -                 | 8  | 20                                | 8                                |
| ----- \$100,000 to \$249,999 ----- farms...       | 2 405      | 496                  | 788                                   | 783              | -                 | 5  | 6                                 | 1                                |
| ----- \$250,000 to \$499,999 ----- farms...       | 1 318      | 196                  | 405                                   | 401              | -                 | 4  | -                                 | 1                                |
| ----- \$500,000 to \$999,999 ----- farms...       | 522        | 70                   | 196                                   | 196              | -                 | -  | -                                 | -                                |
| ----- \$1,000,000 or more ----- farms...          | 172        | 18                   | 70                                    | 70               | -                 | -  | -                                 | -                                |
| Grains ----- farms...                             | 7 902      | 4 200                | 2 330                                 | 2 247            | -                 | 83   | 58                                | 6                                |
| ----- \$1,000...                                  | 357 668    | 240 820              | 95 565                                | 94 942           | -                 | 622  | 243                               | 80                               |
| Sales of \$50,000 or more ----- farms...          | 1 784      | 1 136                | 520                                   | 517              | -                 | 3  | -                                 | -                                |
| ----- \$1,000...                                  | 290 155    | 207 608              | 69 746                                | 69 481           | -                 | 264  | -                                 | -                                |
| Corn for grain ----- farms...                     | 1 849      | 913                  | 342                                   | 299              | -                 | 43   | 38                                | 2                                |
| ----- \$1,000...                                  | 15 519     | 9 847                | 3 189                                 | 3 110            | -                 | 79   | 69                                | (D)                              |
| Wheat ----- farms...                              | 1 941      | 1 135                | 551                                   | 537              | -                 | 14   | 8                                 | -                                |
| ----- \$1,000...                                  | 26 643     | 17 421               | 7 274                                 | 7 209            | -                 | 65   | 52                                | -                                |
| Soybeans ----- farms...                           | 6 421      | 3 526                | 2 110                                 | 2 078            | -                 | 32   | 16                                | 4                                |
| ----- \$1,000...                                  | 221 571    | 138 535              | 69 124                                | 68 684           | -                 | 440  | 120                               | (D)                              |
| Sorghum for grain ----- farms...                  | 1 257      | 630                  | 521                                   | 513              | -                 | 8  | -                                 | -                                |
| ----- \$1,000...                                  | 11 432     | 5 546                | 5 251                                 | 5 216            | -                 | 35   | -                                 | -                                |
| Barley ----- farms...                             | 1          | 1                    | -                                     | -                | -                 | -  | -                                 | -                                |
| ----- \$1,000...                                  | (D)        | (D)                  | -                                     | -                | -                 | -  | -                                 | -                                |
| Oats ----- farms...                               | 71         | 35                   | 15                                    | 14               | -                 | 1  | 3                                 | -                                |
| ----- \$1,000...                                  | (D)        | (D)                  | 54                                    | (D)              | -                 | (D)  | (D)                               | -                                |
| Other grains ----- farms...                       | 809        | 618                  | 159                                   | 157              | -                 | 2  | 1                                 | -                                |
| ----- \$1,000...                                  | 82 296     | 69 356               | 10 673                                | (D)              | -                 | (D)  | (D)                               | -                                |
| Cotton and cottonseed ----- farms...              | 4 215      | 580                  | 3 180                                 | 3 174            | -                 | 6  | 7                                 | 1                                |
| ----- \$1,000...                                  | 514 013    | 30 421               | 467 601                               | 467 495          | -                 | 106  | 103                               | (D)                              |
| Sales of \$50,000 or more ----- farms...          | 2 083      | 161                  | 1 840                                 | 1 839            | -                 | 1  | 1                                 | 1                                |
| ----- \$1,000...                                  | 481 559    | 24 176               | 444 761                               | (D)              | -                 | (D)  | (D)                               | (D)                              |
| Tobacco ----- farms...                            | -          | -                    | -                                     | -                | -                 | -  | -                                 | -                                |
| ----- \$1,000...                                  | -          | -                    | -                                     | -                | -                 | -  | -                                 | -                                |
| Sales of \$50,000 or more ----- farms...          | -          | -                    | -                                     | -                | -                 | -  | -                                 | -                                |
| ----- \$1,000...                                  | -          | -                    | -                                     | -                | -                 | -  | -                                 | -                                |
| Hay, silage, and field seeds ----- farms...       | 3 649      | 219                  | 1 401                                 | 130              | -                 | 1 271  | 25                                | 6                                |
| ----- \$1,000...                                  | 10 978     | 685                  | 5 399                                 | 561              | -                 | 4 838  | 31                                | 19                               |
| Sales of \$50,000 or more ----- farms...          | 8          | 2                    | 2                                     | 1                | -                 | 1  | -                                 | -                                |
| ----- \$1,000...                                  | 647        | (D)                  | (D)                                   | (D)              | -                 | (D)  | -                                 | -                                |
| Vegetables, sweet corn, and melons ----- farms... | 766        | 34                   | 52                                    | 19               | -                 | 33   | 435                               | 9                                |
| ----- \$1,000...                                  | 5 693      | 225                  | 373                                   | 319              | -                 | 54   | 4 424                             | 9                                |
| Sales of \$50,000 or more ----- farms...          | 22         | 1                    | 3                                     | 3                | -                 | -  | 16                                | -                                |
| ----- \$1,000...                                  | 1 788      | (D)                  | 260                                   | 260              | -                 | -  | 1 303                             | -                                |
| Fruits, nuts, and berries ----- farms...          | 541        | 26                   | 64                                    | 46               | -                 | 18   | 23                                | 248                              |
| ----- \$1,000...                                  | 2 757      | 176                  | 305                                   | 292              | -                 | 14   | 56                                | 1 519                            |
| Sales of \$50,000 or more ----- farms...          | 14         | 1                    | 2                                     | 2                | -                 | -  | -                                 | 9                                |
| ----- \$1,000...                                  | 1 518      | (D)                  | (D)                                   | (D)              | -                 | -  | -                                 | 754                              |
| Nursery and greenhouse crops ----- farms...       | 269        | 3                    | 6                                     | 3                | -                 | 3  | 8                                 | 4                                |
| ----- \$1,000...                                  | 17 146     | 31                   | 25                                    | 15               | -                 | 10   | 25                                | (D)                              |
| Sales of \$50,000 or more ----- farms...          | 63         | -                    | -                                     | -                | -                 | -  | -                                 | -                                |
| ----- \$1,000...                                  | 14 887     | -                    | -                                     | -                | -                 | -  | -                                 | -                                |
| Other crops ----- farms...                        | 266        | 20                   | 121                                   | 42               | -                 | 79   | 34                                | -                                |
| ----- \$1,000...                                  | 5 658      | 304                  | 4 279                                 | 1 755            | -                 | 2 525  | 42                                | -                                |
| Sales of \$50,000 or more ----- farms...          | 30         | 1                    | 23                                    | 12               | -                 | 11   | -                                 | -                                |
| ----- \$1,000...                                  | 3 920      | (D)                  | 3 107                                 | 1 232            | -                 | 1 875  | -                                 | -                                |
| Poultry and poultry products ----- farms...       | 1 785      | 26                   | 28                                    | 8                | -                 | 20   | 11                                | 1                                |
| ----- \$1,000...                                  | 463 748    | 11                   | 2                                     | (Z)              | -                 | 2  | 2                                 | (D)                              |
| Sales of \$50,000 or more ----- farms...          | 1 276      | -                    | -                                     | -                | -                 | -  | -                                 | -                                |
| ----- \$1,000...                                  | 460 306    | -                    | -                                     | -                | -                 | -  | -                                 | -                                |
| Dairy products ----- farms...                     | 895        | 8                    | 4                                     | 4                | -                 | -  | -                                 | -                                |
| ----- \$1,000...                                  | 99 080     | 177                  | 86                                    | 86               | -                 | -  | -                                 | -                                |
| Sales of \$50,000 or more ----- farms...          | 622        | 1                    | 1                                     | 1                | -                 | -  | -                                 | -                                |
| ----- \$1,000...                                  | 93 828     | (D)                  | (D)                                   | (D)              | -                 | -  | -                                 | -                                |
| Cattle and calves ----- farms...                  | 22 087     | 827                  | 1 000                                 | 652              | -                 | 348  | 99                                | 26                               |
| ----- \$1,000...                                  | 212 736    | 7 425                | 9 352                                 | 8 390            | -                 | 961  | 360                               | 93                               |
| Sales of \$50,000 or more ----- farms...          | 530        | 29                   | 31                                    | 31               | -                 | -  | -                                 | -                                |
| ----- \$1,000...                                  | 82 707     | 2 611                | 2 853                                 | 2 853            | -                 | -  | -                                 | -                                |

See footnotes at end of table.



Table 53. Summary by Standard Industrial Classification of Farm: 1987—Con.

[For meaning of abbreviations and symbols, see introductory text]

| Item  | Horticultural specialties (018) | General farms, primarily crop (019) | Livestock, except dairy, poultry, and animal specialties (021) |                                     | Dairy farms (024) | Poultry and eggs (025) | Animal specialties (027) | General farms, primarily livestock and animal specialties (029) |
|---|---------------------------------|-------------------------------------|--|-------------------------------------|-------------------|------------------------|--------------------------|---|
|   |                                 |                                     | Total  | Beef cattle, except feedlots (0212) |                   |                        |                          |   |
| <b>FARMS AND LAND IN FARMS</b>                    |                                 |                                     |  |                                     |                   |                        |                          |   |
| Farms.....number.....                             | 237                             | 783                                 | 19 441   | 17 939                              | 818               | 1 470                  | 1 233                    | 405   |
| .....percent.....                                 | 7                               | 2.3                                 | 57.1   | 52.6                                | 2.4               | 4.3                    | 3.6                      | 1.2   |
| Land in farms.....acres.....                      | 19 273                          | 266 581                             | 3 834 339  | 3 553 645                           | 320 218           | 181 215                | 227 960                  | 123 877   |
| Average size of farm.....acres.....               | 81                              | 340                                 | 197  | 198                                 | 391               | 123                    | 185                      | 306   |
| <b>MARKET VALUE OF AGRICULTURAL PRODUCTS SOLD</b> |                                 |                                     |  |                                     |                   |                        |                          |   |
| Total sales (see text).....farms.....             | 237                             | 783                                 | 19 441   | 17 939                              | 818               | 1 470                  | 1 233                    | 405   |
| .....\$1,000.....                                 | 17 516                          | 22 915                              | 213 053  | 171 620                             | 109 832           | 472 503                | 148 081                  | 3 870   |
| Average per farm.....dollars.....                 | 73 907                          | 29 266                              | 10 959   | 9 567                               | 134 269           | 321 431                | 120 098                  | 9 555   |
| Farms by value of sales:                          |                                 |                                     |  |                                     |                   |                        |                          |   |
| Less than \$1,000 (see text).....                 | 3                               | 534                                 | 2 764  | 2 540                               | 18                | 57                     | 548                      | 355   |
| \$1,000 to \$2,499.....                           | 24                              | 4                                   | 4 577  | 4 284                               | 2                 | 16                     | 158                      | 6   |
| \$2,500 to \$4,999.....                           | 25                              | 34                                  | 4 676  | 4 403                               | 7                 | 11                     | 123                      | 10  |
| \$5,000 to \$9,999.....                           | 39                              | 36                                  | 3 615  | 3 368                               | 20                | 11                     | 86                       | 4   |
| \$10,000 to \$19,999.....                         | 45                              | 49                                  | 2 143  | 1 955                               | 46                | 22                     | 50                       | 6   |
| \$20,000 to \$24,999.....                         | 13                              | 12                                  | 409  | 371                                 | 21                | 9                      | 17                       | 4   |
| \$25,000 to \$39,999.....                         | 16                              | 26                                  | 559  | 486                                 | 51                | 39                     | 20                       | 1   |
| \$40,000 to \$49,999.....                         | 11                              | 6                                   | 140  | 120                                 | 24                | 22                     | 8                        | 2   |
| \$50,000 to \$99,999.....                         | 18                              | 23                                  | 292  | 244                                 | 204               | 117                    | 22                       | 7   |
| \$100,000 to \$249,999.....                       | 23                              | 33                                  | 181  | 114                                 | 323               | 496                    | 52                       | 6   |
| \$250,000 to \$499,999.....                       | 11                              | 15                                  | 54   | 36                                  | 89                | 480                    | 65                       | 2   |
| \$500,000 to \$999,999.....                       | 7                               | 10                                  | 20   | 9                                   | 11                | 155                    | 51                       | 2   |
| \$1,000,000 or more.....                          | 2                               | 1                                   | 11   | 9                                   | 2                 | 35                     | 33                       | -   |
| Grains.....farms.....                             | 1                               | 227                                 | 818  | 666                                 | 116               | 49                     | 65                       | 32  |
| .....\$1,000.....                                 | (D)                             | 6 712                               | 6 780  | 4 578                               | 2 397             | (D)                    | 3 717                    | 852   |
| Sales of \$50,000 or more.....farms.....          | -                               | 39                                  | 27   | 15                                  | 13                | -                      | 22                       | 7   |
| .....\$1,000.....                                 | -                               | 4 910                               | 3 213  | 2 054                               | 1 061             | -                      | 3 001                    | 617   |
| Corn for grain.....farms.....                     | 1                               | 107                                 | 358  | 286                                 | 39                | 23                     | 6                        | 20  |
| .....\$1,000.....                                 | (D)                             | 593                                 | 1 091  | 770                                 | 436               | 112                    | 16                       | 165   |
| Wheat.....farms.....                              | -                               | 47                                  | 139  | 113                                 | 29                | 17                     | 17                       | 5   |
| .....\$1,000.....                                 | -                               | 452                                 | 811  | 614                                 | 214               | 77                     | 295                      | 45  |
| Soybeans.....farms.....                           | -                               | 168                                 | 419  | 321                                 | 80                | 24                     | 53                       | 21  |
| .....\$1,000.....                                 | -                               | 4 848                               | (D)  | 3 015                               | 1 708             | 307                    | 1 612                    | 635   |
| Sorghum for grain.....farms.....                  | -                               | 26                                  | 62   | 51                                  | 8                 | 1                      | 8                        | 1   |
| .....\$1,000.....                                 | -                               | 222                                 | 243  | 147                                 | (D)               | (D)                    | 126                      | (D)   |
| Barley.....farms.....                             | -                               | -                                   | -  | -                                   | -                 | -                      | -                        | -   |
| .....\$1,000.....                                 | -                               | -                                   | -  | -                                   | -                 | -                      | -                        | -   |
| Oats.....farms.....                               | -                               | -                                   | 15   | 13                                  | 1                 | -                      | -                        | 2   |
| .....\$1,000.....                                 | -                               | -                                   | 31   | (D)                                 | (D)               | -                      | -                        | (D)   |
| Other grains.....farms.....                       | -                               | 11                                  | 2  | 2                                   | -                 | -                      | 18                       | -   |
| .....\$1,000.....                                 | -                               | 596                                 | (D)  | (D)                                 | -                 | -                      | 1 668                    | -   |
| Cotton and cottonseed.....farms.....              | 2                               | 160                                 | 217  | 173                                 | 19                | 4                      | 34                       | 11  |
| .....\$1,000.....                                 | (D)                             | 7 853                               | 2 601  | 1 627                               | 257               | 327                    | 4 508                    | 238   |
| Sales of \$50,000 or more.....farms.....          | -                               | 42                                  | 13   | 6                                   | 1                 | 2                      | 20                       | 2   |
| .....\$1,000.....                                 | -                               | 6 314                               | 1 325  | 643                                 | (D)               | (D)                    | 4 268                    | (D)   |
| Tobacco.....farms.....                            | -                               | -                                   | -  | -                                   | -                 | -                      | -                        | -   |
| .....\$1,000.....                                 | -                               | -                                   | -  | -                                   | -                 | -                      | -                        | -   |
| Sales of \$50,000 or more.....farms.....          | -                               | -                                   | -  | -                                   | -                 | -                      | -                        | -   |
| .....\$1,000.....                                 | -                               | -                                   | -  | -                                   | -                 | -                      | -                        | -   |
| Hay, silage, and field seeds.....farms.....       | 6                               | 95                                  | 1 610  | 1 504                               | 68                | 145                    | 52                       | 22  |
| .....\$1,000.....                                 | 11                              | 465                                 | 3 025  | 2 737                               | 717               | 441                    | 68                       | 117   |
| Sales of \$50,000 or more.....farms.....          | -                               | 2                                   | 1  | 1                                   | 3                 | -                      | -                        | -   |
| .....\$1,000.....                                 | -                               | (D)                                 | (D)  | (D)                                 | 350               | -                      | -                        | -   |
| Vegetables, sweet corn, and melons.....farms..... | 6                               | 50                                  | 155  | 129                                 | 5                 | 9                      | 7                        | 4   |
| .....\$1,000.....                                 | 10                              | 280                                 | 299  | 191                                 | 24                | 45                     | 1                        | 3   |
| Sales of \$50,000 or more.....farms.....          | -                               | 1                                   | 1  | -                                   | -                 | -                      | -                        | -   |
| .....\$1,000.....                                 | -                               | (D)                                 | (D)  | -                                   | -                 | -                      | -                        | -   |
| Fruits, nuts, and berries.....farms.....          | 4                               | 10                                  | 145  | 125                                 | 5                 | 7                      | 5                        | 4   |
| .....\$1,000.....                                 | 457                             | 85                                  | 142  | 126                                 | 3                 | 5                      | 9                        | (Z)   |
| Sales of \$50,000 or more.....farms.....          | 1                               | -                                   | 1  | 1                                   | -                 | -                      | -                        | -   |
| .....\$1,000.....                                 | (D)                             | -                                   | (D)  | (D)                                 | -                 | -                      | -                        | -   |
| Nursery and greenhouse crops.....farms.....       | 237                             | 1                                   | 9  | 5                                   | -                 | -                      | -                        | 1   |
| .....\$1,000.....                                 | 16 923                          | (D)                                 | 133  | 7                                   | -                 | -                      | -                        | (D)   |
| Sales of \$50,000 or more.....farms.....          | 61                              | -                                   | 2  | -                                   | -                 | -                      | -                        | -   |
| .....\$1,000.....                                 | (D)                             | -                                   | (D)  | -                                   | -                 | -                      | -                        | -   |
| Other crops.....farms.....                        | 1                               | 27                                  | 53   | 36                                  | 3                 | 2                      | 3                        | 2   |
| .....\$1,000.....                                 | (D)                             | (D)                                 | 190  | 24                                  | 1                 | (D)                    | 1                        | (D)   |
| Sales of \$50,000 or more.....farms.....          | -                               | 5                                   | 1  | -                                   | -                 | -                      | -                        | -   |
| .....\$1,000.....                                 | -                               | (D)                                 | (D)  | -                                   | -                 | -                      | -                        | -   |
| Poultry and poultry products.....farms.....       | 2                               | 6                                   | 239  | 200                                 | 7                 | 1 442                  | 12                       | 11  |
| .....\$1,000.....                                 | (D)                             | 146                                 | 492  | 461                                 | 288               | 462 591                | 3                        | 212   |
| Sales of \$50,000 or more.....farms.....          | -                               | 1                                   | 1  | 1                                   | 1                 | 1 272                  | -                        | 1   |
| .....\$1,000.....                                 | -                               | (D)                                 | (D)  | (D)                                 | (D)               | 459 385                | -                        | (D)   |
| Dairy products.....farms.....                     | -                               | 6                                   | 46   | 41                                  | 802               | 8                      | 1                        | 20  |
| .....\$1,000.....                                 | -                               | (D)                                 | 428  | 407                                 | 95 770            | 489                    | (D)                      | 1 236   |
| Sales of \$50,000 or more.....farms.....          | -                               | 2                                   | 1  | 1                                   | 607               | 4                      | -                        | 6   |
| .....\$1,000.....                                 | -                               | (D)                                 | (D)  | (D)                                 | 91 367            | 429                    | -                        | 948   |
| Cattle and calves.....farms.....                  | 22                              | 208                                 | 18 266   | 17 344                              | 799               | 725                    | 66                       | 49  |
| .....\$1,000.....                                 | 100                             | 3 216                               | 173 473  | 160 079                             | 9 945             | 7 530                  | 228                      | 1 015   |
| Sales of \$50,000 or more.....farms.....          | -                               | 14                                  | 409  | 373                                 | 30                | 12                     | -                        | 5   |
| .....\$1,000.....                                 | -                               | 1 743                               | 69 866   | 61 712                              | 2 496             | 2 476                  | -                        | 663   |

See footnotes at end of table.

**Table 53. Summary by Standard Industrial Classification of Farm: 1987—Con.**

[For meaning of abbreviations and symbols, see introductory text]

| Item   | Total     | Cash grains<br>(011) | Field crops, except cash grains (013) |                  |                   |  | Vegetables<br>and melons<br>(016) | Fruits and<br>tree nuts<br>(017) |
|--|-----------|----------------------|---------------------------------------|------------------|-------------------|--|-----------------------------------|----------------------------------|
|  |           |                      | Total                                 | Cotton<br>(0131) | Tobacco<br>(0132) | Sugarcane<br>and sugar beets;<br>Irish potatoes;<br>field crops, except<br>cash grains, n.e.c.<br>(0133, 0134, 0139) |                                   |                                  |
| <b>MARKET VALUE OF AGRICULTURAL PRODUCTS SOLD—Con.</b> |           |                      |                                       |                  |                   |  |                                   |                                  |
| Total sales (see text)—Con.                            |           |                      |                                       |                  |                   |  |                                   |                                  |
| Hogs and pigs  | 1 622     | 138                  | 81                                    | 74               | -                 | 7  | 13                                | 1                                |
| \$1,000..  | 28 011    | 1 068                | 678                                   | 671              | -                 | 7  | 18                                | (D)                              |
| Sales of \$50,000 or more                              | 128       | 5                    | 3                                     | 3                | -                 | -  | -                                 | -                                |
| \$1,000..  | 20 604    | 449                  | 226                                   | 226              | -                 | -  | -                                 | -                                |
| Sheep, lambs, and wool                                 | 175       | 6                    | 8                                     | 3                | -                 | 5  | -                                 | 4                                |
| \$1,000..  | 172       | 5                    | 2                                     | 1                | -                 | 1  | -                                 | (D)                              |
| Sales of \$50,000 or more                              | -         | -                    | -                                     | -                | -                 | -  | -                                 | -                                |
| \$1,000..  | -         | -                    | -                                     | -                | -                 | -  | -                                 | -                                |
| Other livestock and livestock products<br>(see text)   | 1 779     | 68                   | 93                                    | 37               | -                 | 56   | 20                                | 7                                |
| \$1,000..  | 145 243   | 1 507                | 1 456                                 | 1 426            | -                 | 30   | 7                                 | 2                                |
| Sales of \$50,000 or more                              | 246       | 6                    | 7                                     | 7                | -                 | -  | -                                 | -                                |
| \$1,000..  | 140 980   | (D)                  | 1 351                                 | 1 351            | -                 | -  | -                                 | -                                |
| <b>FARM PRODUCTION EXPENSES<sup>1</sup></b>            |           |                      |                                       |                  |                   |  |                                   |                                  |
| Total farm production expenses                         | 34 075    | 4 146                | 4 580                                 | 3 312            | -                 | 1 268  | 502                               | 504                              |
| \$1,000..  | 1 465 201 | 224 196              | 453 757                               | 444 780          | -                 | 8 978  | 3 401                             | 3 351                            |
| Average per farm                                       | 42 999    | 54 075               | 99 074                                | 134 293          | -                 | 7 080  | 6 776                             | 6 648                            |
| Livestock and poultry purchased                        | 9 144     | 334                  | 406                                   | 244              | -                 | 162  | 69                                | 42                               |
| \$1,000..  | 138 882   | 1 610                | 1 584                                 | 1 373            | -                 | 211  | 131                               | (D)                              |
| Farms with expenses of—                                |           |                      |                                       |                  |                   |  |                                   |                                  |
| \$1 to \$4,999   | 6 138     | 273                  | 338                                   | 177              | -                 | 161  | 58                                | 42                               |
| \$5,000 to \$24,999                                    | 1 714     | 50                   | 54                                    | 53               | -                 | 1  | 11                                | -                                |
| \$25,000 to \$99,999                                   | 1 140     | 8                    | 14                                    | 14               | -                 | -  | -                                 | -                                |
| \$100,000 or more                                      | 152       | 3                    | -                                     | -                | -                 | -  | -                                 | -                                |
| Feed for livestock and poultry                         | 19 926    | 711                  | 946                                   | 600              | -                 | 346  | 152                               | 57                               |
| \$1,000..  | 328 167   | 1 717                | 2 085                                 | 1 824            | -                 | 262  | 116                               | (D)                              |
| Farms with expenses of—                                |           |                      |                                       |                  |                   |  |                                   |                                  |
| \$1 to \$4,999   | 16 827    | 637                  | 873                                   | 534              | -                 | 339  | 151                               | 57                               |
| \$5,000 to \$24,999                                    | 1 256     | 66                   | 65                                    | 58               | -                 | 7  | 1                                 | -                                |
| \$25,000 to \$99,999                                   | 824       | 7                    | 6                                     | 6                | -                 | -  | -                                 | -                                |
| \$100,000 or more                                      | 1 019     | 1                    | 2                                     | 2                | -                 | -  | -                                 | -                                |
| Commercially mixed formula feeds                       | 8 077     | 284                  | 303                                   | 202              | -                 | 101  | 33                                | 39                               |
| \$1,000..  | 267 719   | 630                  | 619                                   | 584              | -                 | 35   | 22                                | 22                               |
| Farms with expenses of—                                |           |                      |                                       |                  |                   |  |                                   |                                  |
| \$1 to \$4,999   | 5 901     | 252                  | 286                                   | 185              | -                 | 101  | 32                                | 39                               |
| \$5,000 to \$24,999                                    | 616       | 29                   | 14                                    | 14               | -                 | -  | 1                                 | -                                |
| \$25,000 to \$79,999                                   | 559       | 2                    | 2                                     | 2                | -                 | -  | -                                 | -                                |
| \$80,000 or more                                       | 1 001     | 1                    | 1                                     | 1                | -                 | -  | -                                 | -                                |
| Seeds, bulbs, plants, and trees                        | 15 903    | 3 842                | 3 805                                 | 3 260            | -                 | 545  | 404                               | 87                               |
| \$1,000..  | 38 481    | 15 562               | 16 262                                | 15 792           | -                 | 470  | 211                               | 49                               |
| Farms with expenses of—                                |           |                      |                                       |                  |                   |  |                                   |                                  |
| \$1 to \$999   | 10 376    | 1 776                | 1 496                                 | 1 050            | -                 | 446  | 363                               | 74                               |
| \$1,000 to \$4,999                                     | 3 485     | 1 144                | 1 420                                 | 1 336            | -                 | 84   | 36                                | 13                               |
| \$5,000 to \$24,999                                    | 1 833     | 833                  | 787                                   | 774              | -                 | 13   | 5                                 | -                                |
| \$25,000 or more                                       | 209       | 89                   | 102                                   | 100              | -                 | 2  | -                                 | -                                |
| Commercial fertilizer                                  | 22 557    | 3 284                | 4 059                                 | 3 312            | -                 | 747  | 424                               | 339                              |
| \$1,000..  | 90 795    | 23 688               | 40 317                                | 39 131           | -                 | 1 186  | 437                               | 240                              |
| Farms with expenses of—                                |           |                      |                                       |                  |                   |  |                                   |                                  |
| \$1 to \$4,999   | 18 693    | 2 124                | 2 360                                 | 1 651            | -                 | 709  | 406                               | 328                              |
| \$5,000 to \$24,999                                    | 3 065     | 926                  | 1 255                                 | 1 221            | -                 | 34   | 18                                | 11                               |
| \$25,000 to \$49,999                                   | 574       | 174                  | 301                                   | 298              | -                 | 3  | -                                 | -                                |
| \$50,000 or more                                       | 225       | 60                   | 143                                   | 142              | -                 | 1  | -                                 | -                                |
| Agricultural chemicals                                 | 16 597    | 3 620                | 3 761                                 | 3 238            | -                 | 523  | 395                               | 327                              |
| \$1,000..  | 130 399   | 31 412               | 88 768                                | 88 300           | -                 | 468  | 176                               | 450                              |
| Farms with expenses of—                                |           |                      |                                       |                  |                   |  |                                   |                                  |
| \$1 to \$4,999   | 13 050    | 2 446                | 1 788                                 | 1 274            | -                 | 512  | 389                               | 316                              |
| \$5,000 to \$24,999                                    | 2 153     | 852                  | 960                                   | 952              | -                 | 8  | 6                                 | 8                                |
| \$25,000 to \$49,999                                   | 755       | 207                  | 513                                   | 512              | -                 | 1  | -                                 | 2                                |
| \$50,000 or more                                       | 639       | 115                  | 502                                   | 500              | -                 | 2  | -                                 | 1                                |
| Petroleum products                                     | 32 592    | 4 079                | 4 498                                 | 3 289            | -                 | 1 209  | 483                               | 409                              |
| \$1,000..  | 86 016    | 21 091               | 33 150                                | 32 153           | -                 | 997  | 335                               | 251                              |
| Farms with expenses of—                                |           |                      |                                       |                  |                   |  |                                   |                                  |
| \$1 to \$4,999   | 28 733    | 2 971                | 2 921                                 | 1 734            | -                 | 1 187  | 474                               | 404                              |
| \$5,000 to \$24,999                                    | 3 293     | 969                  | 1 254                                 | 1 233            | -                 | 21   | 9                                 | 5                                |
| \$25,000 to \$49,999                                   | 411       | 106                  | 234                                   | 233              | -                 | 1  | -                                 | -                                |
| \$50,000 or more                                       | 155       | 33                   | 89                                    | 89               | -                 | -  | -                                 | -                                |
| Gasoline and gasohol                                   | 22 333    | 2 828                | 3 062                                 | 2 351            | -                 | 711  | 354                               | 281                              |
| \$1,000..  | 23 857    | 5 132                | 7 331                                 | 6 979            | -                 | 351  | 150                               | 118                              |
| Diesel fuel  | 23 700    | 3 649                | 3 892                                 | 2 985            | -                 | 907  | 297                               | 262                              |
| \$1,000..  | 46 517    | 13 152               | 21 095                                | 20 573           | -                 | 522  | 128                               | 103                              |
| Natural gas  | 987       | 118                  | 117                                   | 94               | -                 | 23   | 17                                | 18                               |
| \$1,000..  | 2 263     | 189                  | 328                                   | 320              | -                 | 8  | 27                                | 2                                |
| LP gas, fuel oil, kerosene, motor oil,<br>grease, etc. | 20 759    | 3 195                | 3 497                                 | 2 910            | -                 | 587  | 288                               | 196                              |
| \$1,000..  | 13 379    | 2 619                | 4 397                                 | 4 281            | -                 | 116  | 41                                | 27                               |

See footnotes at end of table.

**Table 53. Summary by Standard Industrial Classification of Farm: 1987—Con.**

[For meaning of abbreviations and symbols, see introductory text]

| Item   | Horticultural specialties (018) | General farms, primarily crop (019) | Livestock, except dairy, poultry, and animal specialties (021) |                                     | Dairy farms (024) | Poultry and eggs (025) | Animal specialties (027) | General farms, primarily livestock and animal specialties (029) |
|--|---------------------------------|-------------------------------------|--|-------------------------------------|-------------------|------------------------|--------------------------|---|
|  |                                 |                                     | Total  | Beef cattle, except feedlots (0212) |                   |                        |                          |   |
| <b>MARKET VALUE OF AGRICULTURAL PRODUCTS SOLD—Con.</b>             |                                 |                                     |  |                                     |                   |                        |                          |   |
| Total sales (see text)—Con.  |                                 |                                     |  |                                     |                   |                        |                          |   |
| Hogs and pigs ----- farms...                                       | 1                               | 29                                  | 1 264  | 380                                 | 33                | 45                     | 9                        | 8   |
| \$1,000... (D)   |                                 | 695                                 | 24 294   | 759                                 | 408               | 530                    | (D)                      | (D)   |
| Sales of \$50,000 or more ----- farms...                           | -                               | 3                                   | 111  | 2                                   | 2                 | 2                      | 1                        | 1   |
| \$1,000... (D)   |                                 | 485                                 | 18 550   | (D)                                 | (D)               | (D)                    | (D)                      | (D)   |
| Sheep, lambs, and wool ----- farms...                              | -                               | 1                                   | 142  | 87                                  | 5                 | 5                      | 3                        | 1   |
| \$1,000... (D)   |                                 | (D)                                 | 146  | 51                                  | 2                 | 2                      | (D)                      | (D)   |
| Sales of \$50,000 or more ----- farms...                           | -                               | -                                   | -  | -                                   | -                 | -                      | -                        | -   |
| \$1,000... (D)   |                                 | -                                   | -  | -                                   | -                 | -                      | -                        | -   |
| Other livestock and livestock products (see text) ----- farms...   | 4                               | 26                                  | 651  | 559                                 | 18                | 34                     | 835                      | 23  |
| \$1,000... (D)   | 3                               | 1 733                               | 1 049  | 571                                 | 20                | 41                     | 139 350                  | 75  |
| Sales of \$50,000 or more ----- farms...                           | -                               | 9                                   | 2  | 1                                   | -                 | -                      | 222                      | -   |
| \$1,000... (D)   |                                 | 1 686                               | (D)  | (D)                                 | -                 | -                      | 136 247                  | -   |
| <b>FARM PRODUCTION EXPENSES<sup>1</sup></b>                        |                                 |                                     |  |                                     |                   |                        |                          |   |
| Total farm production expenses ----- farms...                      | 230                             | 884                                 | 19 764   | 18 219                              | 717               | 1 293                  | 1 071                    | 384   |
| \$1,000... (D)   | 11 376                          | 22 274                              | 185 664  | 164 672                             | 71 813            | 352 299                | 123 078                  | 3 992   |
| Average per farm ----- dollars...                                  | 49 463                          | 25 197                              | 9 900  | 9 038                               | 100 158           | 272 486                | 114 918                  | 10 396  |
| Livestock and poultry purchased ----- farms...                     | 1                               | 133                                 | 6 091  | 5 538                               | 377               | 1 219                  | 433                      | 39  |
| \$1,000... (D)   |                                 | 1 492                               | 39 805   | 33 241                              | 5 180             | 74 150                 | 14 498                   | 407   |
| Farms with expenses of--   |                                 |                                     |  |                                     |                   |                        |                          |   |
| \$1 to \$4,999 ----- farms...                                      | 1                               | 81                                  | 4 869  | 4 453                               | 142               | 65                     | 240                      | 29  |
| \$5,000 to \$24,999 ----- farms...                                 | -                               | 31                                  | 999  | 913                                 | 171               | 317                    | 78                       | 3   |
| \$25,000 to \$99,999 ----- farms...                                | -                               | 21                                  | 179  | 139                                 | 63                | 771                    | 78                       | 6   |
| \$100,000 or more ----- farms...                                   | -                               | -                                   | 44   | 33                                  | 1                 | 86                     | 37                       | 1   |
| Feed for livestock and poultry ----- farms...                      | 32                              | 336                                 | 14 814   | 13 640                              | 691               | 1 251                  | 829                      | 107   |
| \$1,000... (D)   |                                 | 1 544                               | 32 130   | 23 773                              | 25 729            | 212 745                | 51 411                   | 626   |
| Farms with expenses of--   |                                 |                                     |  |                                     |                   |                        |                          |   |
| \$1 to \$4,999 ----- farms...                                      | 32                              | 301                                 | 13 954   | 12 979                              | 92                | 49                     | 587                      | 94  |
| \$5,000 to \$24,999 ----- farms...                                 | -                               | 23                                  | 741  | 597                                 | 231               | 54                     | 69                       | 6   |
| \$25,000 to \$99,999 ----- farms...                                | -                               | 9                                   | 86   | 46                                  | 324               | 324                    | 62                       | 6   |
| \$100,000 or more ----- farms...                                   | -                               | 3                                   | 33   | 18                                  | 44                | 824                    | 111                      | 1   |
| Commercially mixed formula feeds ----- farms...                    | 7                               | 109                                 | 4 943  | 4 444                               | 683               | 1 250                  | 379                      | 47  |
| \$1,000... (D)   | 14                              | 797                                 | 6 789  | 5 305                               | 17 695            | 211 917                | 28 837                   | 378   |
| Farms with expenses of--   |                                 |                                     |  |                                     |                   |                        |                          |   |
| \$1 to \$4,999 ----- farms...                                      | 7                               | 96                                  | 4 750  | 4 289                               | 113               | 49                     | 240                      | 37  |
| \$5,000 to \$24,999 ----- farms...                                 | -                               | 4                                   | 169  | 140                                 | 303               | 54                     | 36                       | 6   |
| \$25,000 to \$79,999 ----- farms...                                | -                               | 6                                   | 19   | 12                                  | 229               | 262                    | 36                       | 3   |
| \$80,000 or more ----- farms...                                    | -                               | 3                                   | 5  | 3                                   | 38                | 885                    | 67                       | 1   |
| Seeds, bulbs, plants, and trees ----- farms...                     | 91                              | 434                                 | 6 245  | 5 582                               | 483               | 219                    | 191                      | 122   |
| \$1,000... (D)   | 743                             | 876                                 | 2 896  | 2 445                               | 1 075             | 106                    | 555                      | 144   |
| Farms with expenses of--   |                                 |                                     |  |                                     |                   |                        |                          |   |
| \$1 to \$999 ----- farms...  | 54                              | 297                                 | 5 725  | 5 163                               | 180               | 188                    | 136                      | 87  |
| \$1,000 to \$4,999 ----- farms...                                  | 12                              | 97                                  | 458  | 374                                 | 215               | 31                     | 28                       | 31  |
| \$5,000 to \$24,999 ----- farms...                                 | 19                              | 35                                  | 59   | 43                                  | 68                | -                      | 23                       | 4   |
| \$25,000 or more ----- farms...                                    | 6                               | 5                                   | 3  | 2                                   | -                 | -                      | 4                        | -   |
| Commercial fertilizer ----- farms...                               | 163                             | 553                                 | 12 230   | 11 376                              | 599               | 399                    | 374                      | 133   |
| \$1,000... (D)   | 302                             | 1 788                               | 17 330   | 15 758                              | 4 812             | 534                    | 991                      | 355   |
| Farms with expenses of--   |                                 |                                     |  |                                     |                   |                        |                          |   |
| \$1 to \$4,999 ----- farms...                                      | 150                             | 466                                 | 11 760   | 10 960                              | 266               | 382                    | 335                      | 116   |
| \$5,000 to \$24,999 ----- farms...                                 | 9                               | 69                                  | 418  | 371                                 | 297               | 17                     | 31                       | 14  |
| \$25,000 to \$49,999 ----- farms...                                | 4                               | 15                                  | 41   | 36                                  | 32                | -                      | 4                        | 3   |
| \$50,000 or more ----- farms...                                    | -                               | 3                                   | 11   | 9                                   | 4                 | -                      | 4                        | -   |
| Agricultural chemicals ----- farms...                              | 202                             | 429                                 | 6 375  | 5 758                               | 481               | 498                    | 355                      | 154   |
| \$1,000... (D)   | 296                             | 2 151                               | 4 246  | 3 584                               | 941               | 288                    | 1 345                    | 324   |
| Farms with expenses of--   |                                 |                                     |  |                                     |                   |                        |                          |   |
| \$1 to \$4,999 ----- farms...                                      | 187                             | 348                                 | 6 219  | 5 642                               | 421               | 488                    | 313                      | 137   |
| \$5,000 to \$24,999 ----- farms...                                 | 14                              | 56                                  | 144  | 107                                 | 60                | 10                     | 27                       | 16  |
| \$25,000 to \$49,999 ----- farms...                                | -                               | 14                                  | 9  | 7                                   | -                 | -                      | 9                        | 1   |
| \$50,000 or more ----- farms...                                    | 1                               | 11                                  | 3  | 2                                   | -                 | -                      | 6                        | -   |
| Petroleum products ----- farms...                                  | 229                             | 740                                 | 18 970   | 17 479                              | 714               | 1 256                  | 924                      | 290   |
| \$1,000... (D)   | 976                             | 1 671                               | 13 975   | 12 319                              | 3 145             | 6 232                  | 4 914                    | 276   |
| Farms with expenses of--   |                                 |                                     |  |                                     |                   |                        |                          |   |
| \$1 to \$4,999 ----- farms...                                      | 184                             | 666                                 | 18 659   | 17 230                              | 511               | 897                    | 763                      | 283   |
| \$5,000 to \$24,999 ----- farms...                                 | 36                              | 59                                  | 301  | 241                                 | 199               | 342                    | 112                      | 7   |
| \$25,000 to \$49,999 ----- farms...                                | 6                               | 13                                  | 4  | 4                                   | 3                 | 10                     | 35                       | -   |
| \$50,000 or more ----- farms...                                    | 3                               | 2                                   | 6  | 4                                   | 1                 | 7                      | 14                       | -   |
| Gasoline and gasohol ----- farms...                                | 178                             | 515                                 | 12 725   | 11 720                              | 603               | 942                    | 649                      | 196   |
| \$1,000... (D)   | 196                             | 531                                 | 6 317  | 5 552                               | 1 231             | 1 262                  | 1 498                    | 94  |
| Diesel fuel ----- farms...   | 115                             | 487                                 | 12 609   | 11 655                              | 645               | 927                    | 806                      | 211   |
| \$1,000... (D)   | 226                             | 835                                 | 5 695  | 5 069                               | 1 500             | 1 133                  | 2 500                    | 150   |
| Natural gas ----- farms...   | 33                              | 12                                  | 375  | 336                                 | 30                | 200                    | 26                       | 31  |
| \$1,000... (D)   | 298                             | 90                                  | 124  | 107                                 | 30                | 1 159                  | 22                       | 5   |
| LP gas, fuel oil, kerosene, motor oil, grease, etc. ----- farms... | 157                             | 465                                 | 10 468   | 9 571                               | 650               | 1 123                  | 552                      | 168   |
| \$1,000... (D)   | 256                             | 215                                 | 1 839  | 1 591                               | 384               | 2 679                  | 894                      | 28  |

See footnotes at end of table.

**Table 53. Summary by Standard Industrial Classification of Farm: 1987—Con.**

[For meaning of abbreviations and symbols, see introductory text]

| Item   | Total   | Cash grains<br>(011) | Field crops, except cash grains (013) |                  |                   |  | Vegetables<br>and melons<br>(016) | Fruits and<br>tree nuts<br>(017) |
|--|---------|----------------------|---------------------------------------|------------------|-------------------|--|-----------------------------------|----------------------------------|
|  |         |                      | Total                                 | Cotton<br>(0131) | Tobacco<br>(0132) | Sugarcane<br>and sugar beets;<br>Irish potatoes;<br>field crops, except<br>cash grains, n.e.c.<br>(0133, 0134, 0139) |                                   |                                  |
| <b>FARM PRODUCTION EXPENSES<sup>1</sup></b>  |         |                      |                                       |                  |                   |  |                                   |                                  |
| —Con.  |         |                      |                                       |                  |                   |  |                                   |                                  |
| Total farm production expenses—Con.  |         |                      |                                       |                  |                   |  |                                   |                                  |
| Electricity..... farms.....  | 15 537  | 2 247                | 2 572                                 | 2 074            | -                 | 498  | 210                               | 259                              |
| ..... \$1,000.....   | 20 614  | 4 063                | 3 749                                 | 3 629            | -                 | 120  | 78                                | 98                               |
| Farms with expenses of—  |         |                      |                                       |                  |                   |  |                                   |                                  |
| \$1 to \$999.....  | 11 807  | 1 567                | 1 788                                 | 1 306            | -                 | 482  | 186                               | 233                              |
| \$1,000 to \$4,999.....  | 2 968   | 462                  | 600                                   | 586              | -                 | 14   | 24                                | 24                               |
| \$5,000 to \$24,999.....   | 672     | 202                  | 169                                   | 167              | -                 | 2  | -                                 | 2                                |
| \$25,000 or more.....  | 90      | 16                   | 15                                    | 15               | -                 | -  | -                                 | -                                |
| Hired farm labor..... farms.....   | 13 073  | 2 044                | 2 732                                 | 2 320            | -                 | 412  | 148                               | 120                              |
| ..... \$1,000.....   | 142 341 | 24 155               | 61 933                                | 61 157           | -                 | 777  | 197                               | 346                              |
| Farms with expenses of—  |         |                      |                                       |                  |                   |  |                                   |                                  |
| \$1 to \$4,999.....  | 9 057   | 1 210                | 1 231                                 | 853              | -                 | 378  | 139                               | 114                              |
| \$5,000 to \$24,999.....   | 2 502   | 548                  | 781                                   | 754              | -                 | 27   | 9                                 | 4                                |
| \$25,000 to \$99,999.....  | 1 280   | 255                  | 605                                   | 598              | -                 | 7  | -                                 | 1                                |
| \$100,000 or more.....   | 234     | 31                   | 115                                   | 115              | -                 | -  | -                                 | 1                                |
| Contract labor..... farms.....   | 3 922   | 406                  | 789                                   | 674              | -                 | 115  | 80                                | 74                               |
| ..... \$1,000.....   | 13 409  | 1 678                | 4 168                                 | 4 107            | -                 | 61   | 145                               | 122                              |
| Farms with expenses of—  |         |                      |                                       |                  |                   |  |                                   |                                  |
| \$1 to \$999.....  | 2 008   | 121                  | 300                                   | 203              | -                 | 97   | 47                                | 43                               |
| \$1,000 to \$4,999.....  | 1 256   | 194                  | 247                                   | 229              | -                 | 18   | 27                                | 24                               |
| \$5,000 to \$24,999.....   | 581     | 84                   | 220                                   | 220              | -                 | -  | 6                                 | 7                                |
| \$25,000 or more.....  | 77      | 7                    | 22                                    | 22               | -                 | -  | -                                 | -                                |
| Repair and maintenance..... farms.....   | 26 650  | 3 520                | 3 815                                 | 2 892            | -                 | 923  | 433                               | 337                              |
| ..... \$1,000.....   | 98 000  | 18 601               | 40 357                                | 39 372           | -                 | 986  | 395                               | 348                              |
| Farms with expenses of—  |         |                      |                                       |                  |                   |  |                                   |                                  |
| \$1 to \$4,999.....  | 22 804  | 2 604                | 2 331                                 | 1 430            | -                 | 901  | 426                               | 322                              |
| \$5,000 to \$24,999.....   | 3 110   | 783                  | 1 021                                 | 1 001            | -                 | 20   | 7                                 | 14                               |
| \$25,000 to \$49,999.....  | 478     | 93                   | 288                                   | 286              | -                 | 2  | -                                 | 1                                |
| \$50,000 or more.....  | 258     | 40                   | 175                                   | 175              | -                 | -  | -                                 | -                                |
| Customwork, machine hire, and rental of<br>machinery and equipment..... farms..... | 9 393   | 1 486                | 1 974                                 | 1 709            | -                 | 265  | 115                               | 79                               |
| ..... \$1,000.....   | 43 453  | 9 084                | 26 001                                | 25 692           | -                 | 309  | 49                                | 121                              |
| Farms with expenses of—  |         |                      |                                       |                  |                   |  |                                   |                                  |
| \$1 to \$999.....  | 5 156   | 497                  | 425                                   | 264              | -                 | 161  | 113                               | 59                               |
| \$1,000 to \$4,999.....  | 2 684   | 569                  | 675                                   | 573              | -                 | 102  | 2                                 | 17                               |
| \$5,000 to \$24,999.....   | 1 214   | 349                  | 640                                   | 639              | -                 | 1  | -                                 | 2                                |
| \$25,000 or more.....  | 339     | 71                   | 234                                   | 233              | -                 | 1  | -                                 | 1                                |
| Interest expense..... farms.....   | 14 197  | 2 215                | 2 561                                 | 2 145            | -                 | 416  | 168                               | 218                              |
| ..... \$1,000.....   | 90 636  | 18 741               | 24 026                                | 22 853           | -                 | 1 173  | 360                               | 692                              |
| Farms with expenses of—  |         |                      |                                       |                  |                   |  |                                   |                                  |
| \$1 to \$4,999.....  | 10 087  | 1 350                | 1 372                                 | 1 043            | -                 | 329  | 154                               | 164                              |
| \$5,000 to \$24,999.....   | 3 378   | 689                  | 935                                   | 849              | -                 | 86   | 14                                | 53                               |
| \$25,000 to \$99,999.....  | 662     | 164                  | 234                                   | 233              | -                 | 1  | -                                 | 1                                |
| \$100,000 or more.....   | 70      | 12                   | 20                                    | 20               | -                 | -  | -                                 | -                                |
| Secured by real estate..... farms.....   | 9 772   | 1 395                | 1 354                                 | 1 074            | -                 | 280  | 139                               | 176                              |
| ..... \$1,000.....   | 63 210  | 11 851               | 12 948                                | 12 049           | -                 | 899  | 299                               | 636                              |
| Farms with expenses of—  |         |                      |                                       |                  |                   |  |                                   |                                  |
| \$1 to \$999.....  | 2 772   | 350                  | 220                                   | 164              | -                 | 56   | 40                                | 61                               |
| \$1,000 to \$4,999.....  | 4 159   | 495                  | 557                                   | 391              | -                 | 166  | 86                                | 73                               |
| \$5,000 to \$24,999.....   | 2 375   | 434                  | 438                                   | 380              | -                 | 58   | 13                                | 41                               |
| \$25,000 or more.....  | 466     | 116                  | 139                                   | 139              | -                 | -  | -                                 | 1                                |
| Not secured by real estate..... farms.....   | 6 733   | 1 148                | 1 651                                 | 1 418            | -                 | 233  | 58                                | 81                               |
| ..... \$1,000.....   | 27 426  | 6 890                | 11 079                                | 10 805           | -                 | 274  | 61                                | 56                               |
| Farms with expenses of—  |         |                      |                                       |                  |                   |  |                                   |                                  |
| \$1 to \$999.....  | 3 148   | 319                  | 489                                   | 336              | -                 | 153  | 33                                | 60                               |
| \$1,000 to \$4,999.....  | 2 183   | 437                  | 526                                   | 457              | -                 | 69   | 25                                | 21                               |
| \$5,000 to \$24,999.....   | 1 205   | 352                  | 539                                   | 528              | -                 | 11   | -                                 | -                                |
| \$25,000 or more.....  | 197     | 40                   | 97                                    | 97               | -                 | -  | -                                 | -                                |
| Cash rent..... farms.....  | 8 915   | 2 073                | 2 378                                 | 2 116            | -                 | 262  | 100                               | 22                               |
| ..... \$1,000.....   | 102 996 | 30 267               | 60 854                                | 60 368           | -                 | 487  | 162                               | 72                               |
| Farms with expenses of—  |         |                      |                                       |                  |                   |  |                                   |                                  |
| \$1 to \$4,999.....  | 6 271   | 1 191                | 971                                   | 742              | -                 | 229  | 94                                | 20                               |
| \$5,000 to \$9,999.....  | 745     | 225                  | 349                                   | 320              | -                 | 29   | 4                                 | 1                                |
| \$10,000 to \$24,999.....  | 911     | 374                  | 428                                   | 425              | -                 | 3  | -                                 | -                                |
| \$25,000 or more.....  | 988     | 283                  | 630                                   | 629              | -                 | 1  | 2                                 | 1                                |
| Property taxes..... farms.....   | 30 575  | 3 416                | 3 733                                 | 2 569            | -                 | 1 164  | 456                               | 475                              |
| ..... \$1,000.....   | 23 793  | 4 199                | 5 935                                 | 5 370            | -                 | 565  | 232                               | 240                              |
| Farms with expenses of—  |         |                      |                                       |                  |                   |  |                                   |                                  |
| \$1 to \$4,999.....  | 29 761  | 3 237                | 3 410                                 | 2 247            | -                 | 1 163  | 450                               | 473                              |
| \$5,000 to \$9,999.....  | 577     | 115                  | 217                                   | 216              | -                 | 1  | 6                                 | 1                                |
| \$10,000 to \$24,999.....  | 204     | 57                   | 95                                    | 95               | -                 | -  | -                                 | 1                                |
| \$25,000 or more.....  | 33      | 7                    | 11                                    | 11               | -                 | -  | -                                 | -                                |
| All other farm production expenses..... farms.....                                 | 28 885  | 3 642                | 4 129                                 | 3 143            | -                 | 986  | 419                               | 376                              |
| ..... \$1,000.....   | 117 219 | 18 327               | 44 567                                | 43 660           | -                 | 907  | 374                               | 259                              |
| Farms with expenses of—  |         |                      |                                       |                  |                   |  |                                   |                                  |
| \$1 to \$4,999.....  | 25 456  | 2 907                | 2 830                                 | 1 877            | -                 | 953  | 411                               | 371                              |
| \$5,000 to \$24,999.....   | 2 553   | 579                  | 882                                   | 853              | -                 | 29   | 8                                 | 5                                |
| \$25,000 to \$49,999.....  | 458     | 85                   | 204                                   | 202              | -                 | 2  | -                                 | -                                |
| \$50,000 or more.....  | 418     | 71                   | 213                                   | 211              | -                 | 2  | -                                 | -                                |

See footnotes at end of table.

Table 53. Summary by Standard Industrial Classification of Farm: 1987—Con.

[For meaning of abbreviations and symbols, see introductory text]

| Item  | Horticultural specialties (018) | General farms, primarily crop (019) | Livestock, except dairy, poultry, and animal specialties (021) |                                     | Dairy farms (024) | Poultry and eggs (025) | Animal specialties (027) | General farms, primarily livestock and animal specialties (029) |
|---|---------------------------------|-------------------------------------|--|-------------------------------------|-------------------|------------------------|--------------------------|---|
|   |                                 |                                     | Total  | Beef cattle, except feedlots (0212) |                   |                        |                          |   |
| <b>FARM PRODUCTION EXPENSES<sup>1</sup></b>                                   |                                 |                                     |  |                                     |                   |                        |                          |   |
| —Con.   |                                 |                                     |  |                                     |                   |                        |                          |   |
| Total farm production expenses—Con.   |                                 |                                     |  |                                     |                   |                        |                          |   |
| Electricity..... farms...   | 183                             | 324                                 | 7 009  | 6 359                               | 691               | 1 215                  | 702                      | 125   |
| \$1,000... ..   | 319                             | 327                                 | 2 730  | 2 060                               | 2 071             | 4 202                  | 2 906                    | 70  |
| Farms with expenses of—   |                                 |                                     |  |                                     |                   |                        |                          |   |
| \$1 to \$999.....   | 126                             | 269                                 | 6 536  | 6 000                               | 131               | 398                    | 481                      | 92  |
| \$1,000 to \$4,999.....   | 45                              | 43                                  | 440  | 347                                 | 467               | 729                    | 101                      | 33  |
| \$5,000 to \$24,999.....  | 11                              | 10                                  | 28   | 10                                  | 90                | 70                     | 90                       | —   |
| \$25,000 or more.....   | 1                               | 2                                   | 5  | 2                                   | 3                 | 18                     | 30                       | —   |
| Hired farm labor..... farms...  | 136                             | 311                                 | 5 716  | 5 345                               | 509               | 888                    | 407                      | 62  |
| \$1,000... ..   | 4 154                           | 2 692                               | 13 043   | 10 113                              | 7 333             | 17 069                 | 11 240                   | 179   |
| Farms with expenses of—   |                                 |                                     |  |                                     |                   |                        |                          |   |
| \$1 to \$4,999.....   | 83                              | 227                                 | 5 287  | 4 992                               | 160               | 334                    | 216                      | 56  |
| \$5,000 to \$24,999.....  | 20                              | 56                                  | 340  | 289                                 | 267               | 380                    | 92                       | 5   |
| \$25,000 to \$99,999.....   | 20                              | 23                                  | 76   | 57                                  | 76                | 153                    | 70                       | 1   |
| \$100,000 or more.....  | 13                              | 5                                   | 13   | 7                                   | 6                 | 21                     | 29                       | —   |
| Contract labor..... farms...  | 67                              | 106                                 | 1 718  | 1 623                               | 116               | 304                    | 219                      | 43  |
| \$1,000... ..   | 284                             | 261                                 | 2 008  | 1 864                               | 427               | 2 999                  | 1 288                    | 29  |
| Farms with expenses of—   |                                 |                                     |  |                                     |                   |                        |                          |   |
| \$1 to \$999.....   | 24                              | 56                                  | 1 190  | 1 131                               | 23                | 75                     | 94                       | 35  |
| \$1,000 to \$4,999.....   | 28                              | 38                                  | 450  | 417                                 | 70                | 108                    | 62                       | 8   |
| \$5,000 to \$24,999.....  | 12                              | 11                                  | 76   | 74                                  | 22                | 90                     | 53                       | —   |
| \$25,000 or more.....   | 3                               | 1                                   | 2  | 1                                   | 1                 | 31                     | 10                       | —   |
| Repair and maintenance..... farms...  | 190                             | 655                                 | 14 770   | 13 685                              | 676               | 1 172                  | 838                      | 244   |
| \$1,000... ..   | 635                             | 2 017                               | 16 469   | 14 680                              | 4 514             | 8 703                  | 5 553                    | 408   |
| Farms with expenses of—   |                                 |                                     |  |                                     |                   |                        |                          |   |
| \$1 to \$4,999.....   | 156                             | 580                                 | 14 320   | 13 316                              | 385               | 616                    | 638                      | 226   |
| \$5,000 to \$24,999.....  | 31                              | 58                                  | 422  | 347                                 | 271               | 337                    | 150                      | 16  |
| \$25,000 to \$49,999.....   | 3                               | 12                                  | 20   | 16                                  | 17                | 9                      | 33                       | 2   |
| \$50,000 or more.....   | —                               | 5                                   | 8  | 6                                   | 3                 | 10                     | 17                       | —   |
| Customwork, machine hire, and rental of machinery and equipment..... farms... | 44                              | 271                                 | 4 554  | 4 256                               | 267               | 257                    | 320                      | 26  |
| \$1,000... ..   | 113                             | 711                                 | 4 315  | 3 971                               | 803               | 431                    | 1 779                    | 45  |
| Farms with expenses of—   |                                 |                                     |  |                                     |                   |                        |                          |   |
| \$1 to \$999.....   | 36                              | 143                                 | 3 485  | 3 250                               | 69                | 163                    | 150                      | 16  |
| \$1,000 to \$4,999.....   | 5                               | 87                                  | 1 010  | 955                                 | 141               | 82                     | 88                       | 8   |
| \$5,000 to \$24,999.....  | 2                               | 35                                  | 55   | 48                                  | 56                | 10                     | 63                       | 2   |
| \$25,000 or more.....   | 1                               | 6                                   | 4  | 3                                   | 1                 | 2                      | 19                       | —   |
| Interest expense..... farms...  | 148                             | 371                                 | 6 435  | 5 871                               | 535               | 917                    | 507                      | 122   |
| \$1,000... ..   | 1 411                           | 2 574                               | 17 581   | 15 532                              | 5 911             | 8 213                  | 10 688                   | 438   |
| Farms with expenses of—   |                                 |                                     |  |                                     |                   |                        |                          |   |
| \$1 to \$4,999.....   | 110                             | 248                                 | 5 619  | 5 133                               | 237               | 463                    | 272                      | 98  |
| \$5,000 to \$24,999.....  | 26                              | 101                                 | 757  | 697                                 | 229               | 414                    | 139                      | 21  |
| \$25,000 to \$99,999.....   | 10                              | 20                                  | 52   | 34                                  | 68                | 36                     | 74                       | 3   |
| \$100,000 or more.....  | 2                               | 2                                   | 7  | 7                                   | 1                 | 4                      | 22                       | —   |
| Secured by real estate..... farms...  | 102                             | 267                                 | 4 622  | 4 182                               | 454               | 788                    | 384                      | 91  |
| \$1,000... ..   | 1 213                           | 2 060                               | 14 218   | 12 483                              | 4 411             | 6 900                  | 8 327                    | 348   |
| Farms with expenses of—   |                                 |                                     |  |                                     |                   |                        |                          |   |
| \$1 to \$999.....   | 18                              | 59                                  | 1 729  | 1 543                               | 62                | 95                     | 99                       | 39  |
| \$1,000 to \$4,999.....   | 50                              | 107                                 | 2 202  | 2 018                               | 142               | 315                    | 102                      | 30  |
| \$5,000 to \$24,999.....  | 26                              | 92                                  | 645  | 590                                 | 206               | 347                    | 111                      | 20  |
| \$25,000 or more.....   | 8                               | 9                                   | 46   | 31                                  | 42                | 31                     | 72                       | 2   |
| Not secured by real estate..... farms...                                      | 81                              | 175                                 | 2 691  | 2 464                               | 236               | 313                    | 244                      | 55  |
| \$1,000... ..   | 198                             | 515                                 | 3 363  | 3 049                               | 1 501             | 1 313                  | 2 361                    | 89  |
| Farms with expenses of—   |                                 |                                     |  |                                     |                   |                        |                          |   |
| \$1 to \$999.....   | 44                              | 115                                 | 1 872  | 1 691                               | 30                | 99                     | 52                       | 35  |
| \$1,000 to \$4,999.....   | 30                              | 35                                  | 717  | 682                                 | 120               | 160                    | 95                       | 17  |
| \$5,000 to \$24,999.....  | 6                               | 19                                  | 91   | 81                                  | 80                | 47                     | 68                       | 3   |
| \$25,000 or more.....   | 1                               | 6                                   | 11   | 10                                  | 6                 | 7                      | 29                       | —   |
| Cash rent..... farms...   | 16                              | 201                                 | 3 375  | 3 138                               | 387               | 184                    | 147                      | 32  |
| \$1,000... ..   | 38                              | 1 694                               | 4 232  | 3 822                               | 1 498             | 1 076                  | 3 010                    | 92  |
| Farms with expenses of—   |                                 |                                     |  |                                     |                   |                        |                          |   |
| \$1 to \$4,999.....   | 15                              | 154                                 | 3 259  | 3 035                               | 313               | 143                    | 81                       | 30  |
| \$5,000 to \$9,999.....   | —                               | 12                                  | 68   | 61                                  | 45                | 23                     | 17                       | 1   |
| \$10,000 to \$24,999.....   | 1                               | 15                                  | 35   | 30                                  | 22                | 16                     | 19                       | 1   |
| \$25,000 or more.....   | —                               | 20                                  | 13   | 12                                  | 7                 | 2                      | 30                       | —   |
| Property taxes..... farms...  | 224                             | 833                                 | 18 133   | 16 715                              | 711               | 1 276                  | 955                      | 363   |
| \$1,000... ..   | 257                             | 580                                 | 8 781  | 7 926                               | 735               | 1 189                  | 1 425                    | 220   |
| Farms with expenses of—   |                                 |                                     |  |                                     |                   |                        |                          |   |
| \$1 to \$4,999.....   | 209                             | 817                                 | 18 010   | 16 610                              | 683               | 1 238                  | 875                      | 359   |
| \$5,000 to \$9,999.....   | 14                              | 14                                  | 95   | 81                                  | 23                | 31                     | 57                       | 4   |
| \$10,000 to \$24,999.....   | 1                               | 2                                   | 23   | 20                                  | 4                 | 3                      | 18                       | —   |
| \$25,000 or more.....   | —                               | —                                   | 5  | 4                                   | 1                 | 4                      | 5                        | —   |
| All other farm production expenses..... farms...                              | 218                             | 657                                 | 16 243   | 14 952                              | 717               | 1 277                  | 920                      | 287   |
| \$1,000... ..   | 1 820                           | 1 896                               | 16 122   | 13 584                              | 7 640             | 14 359                 | 11 474                   | 381   |
| Farms with expenses of—   |                                 |                                     |  |                                     |                   |                        |                          |   |
| \$1 to \$4,999.....   | 169                             | 587                                 | 15 889   | 14 653                              | 389               | 888                    | 745                      | 270   |
| \$5,000 to \$24,999.....  | 37                              | 53                                  | 307  | 268                                 | 234               | 331                    | 101                      | 16  |
| \$25,000 to \$49,999.....   | 4                               | 12                                  | 21   | 16                                  | 71                | 32                     | 28                       | 1   |
| \$50,000 or more.....   | 8                               | 5                                   | 26   | 15                                  | 23                | 26                     | 46                       | —   |

See footnotes at end of table.

**Table 53. Summary by Standard Industrial Classification of Farm: 1987—Con.**

[For meaning of abbreviations and symbols, see introductory text]

| Item   | Field crops, except cash grains (013) |                   |           |               |                |   |                             |                            |
|--|---------------------------------------|-------------------|-----------|---------------|----------------|---|-----------------------------|----------------------------|
|  | Total                                 | Cash grains (011) | Total     | Cotton (0131) | Tobacco (0132) | Sugarcane and sugar beets; Irish potatoes; field crops, except cash grains, n.e.c. (0133, 0134, 0139) | Vegetables and melons (016) | Fruits and tree nuts (017) |
| <b>NET CASH RETURN FROM AGRICULTURAL SALES FOR THE FARM UNIT<sup>1</sup></b>               |                                       |                   |           |               |                |   |                             |                            |
| All farms.....   | number... 34 075                      | 4 146             | 4 580     | 3 312         | -              | 1 268   | 502                         | 504                        |
|  | \$1,000... 332 280                    | 48 225            | 111 439   | 111 774       | -              | -336  | 2 109                       | -1 521                     |
| Average per farm.....  | dollars... 9 751                      | 11 632            | 24 332    | 33 748        | -              | -265  | 4 200                       | -3 019                     |
| Farms with net gains <sup>2</sup> .....  | number... 17 692                      | 2 172             | 2 992     | 2 461         | -              | 531   | 361                         | 71                         |
| Average net gain.....  | dollars... 23 285                     | 29 083            | 42 249    | 50 372        | -              | 4 605   | 6 906                       | 3 703                      |
| Gain of—   |                                       |                   |           |               |                |   |                             |                            |
| Less than \$1,000.....   | 3 714                                 | 341               | 376       | 128           | -              | 248   | 79                          | 39                         |
| \$1,000 to \$9,999.....  | 8 222                                 | 801               | 1 028     | 786           | -              | 242   | 211                         | 25                         |
| \$10,000 to \$49,999.....  | 3 452                                 | 667               | 950       | 912           | -              | 38  | 68                          | 7                          |
| \$50,000 or more.....  | 2 304                                 | 363               | 638       | 635           | -              | 3   | 3                           | -                          |
| Farms with net losses.....   | number... 16 383                      | 1 974             | 1 588     | 851           | -              | 737   | 141                         | 433                        |
| Average net loss.....  | dollars... 4 863                      | 7 570             | 9 428     | 14 325        | -              | 3 773   | 2 727                       | 4 121                      |
| Loss of—   |                                       |                   |           |               |                |   |                             |                            |
| Less than \$1,000.....   | 4 693                                 | 502               | 346       | 137           | -              | 209   | 57                          | 127                        |
| \$1,000 to \$9,999.....  | 10 054                                | 1 076             | 862       | 384           | -              | 478   | 77                          | 271                        |
| \$10,000 to \$49,999.....  | 1 517                                 | 362               | 331       | 282           | -              | 49  | 7                           | 34                         |
| \$50,000 or more.....  | 119                                   | 34                | 49        | 48            | -              | 1   | -                           | 1                          |
| <b>GOVERNMENT PAYMENTS AND OTHER FARM-RELATED INCOME</b>                                   |                                       |                   |           |               |                |   |                             |                            |
| Government payments.....   | farms... 7 821                        | 2 136             | 2 939     | 2 770         | -              | 169   | 33                          | 33                         |
|  | \$1,000... 159 539                    | 43 629            | 102 182   | 101 653       | -              | 529   | 139                         | 139                        |
| Other farm-related income <sup>1</sup> .....   | farms... 6 112                        | 829               | 1 140     | 951           | -              | 189   | 109                         | 122                        |
|  | \$1,000... 35 214                     | 5 397             | 10 881    | 10 312        | -              | 569   | 156                         | 231                        |
| Customwork and other agricultural services.....  | farms... 2 041                        | 356               | 516       | 438           | -              | 78  | 42                          | 28                         |
|  | \$1,000... 10 929                     | 2 312             | 4 041     | 3 764         | -              | 277   | 90                          | 76                         |
| Gross cash rent or share payments.....   | farms... 1 856                        | 336               | 423       | 365           | -              | 58  | 25                          | 43                         |
|  | \$1,000... 11 274                     | 2 012             | 3 894     | 3 808         | -              | 86  | 24                          | 75                         |
| Forest products and Christmas trees.....   | farms... 1 585                        | 57                | 97        | 48            | -              | 49  | 27                          | 55                         |
|  | \$1,000... 7 612                      | 421               | 749       | 624           | -              | 125   | 34                          | 76                         |
| Other farm-related income sources.....   | farms... 1 638                        | 214               | 321       | 273           | -              | 48  | 27                          | 16                         |
|  | \$1,000... 5 399                      | 652               | 2 187     | 2 117         | -              | 80  | 9                           | 4                          |
| <b>COMMODITY CREDIT CORPORATION LOANS</b>  |                                       |                   |           |               |                |   |                             |                            |
| Total.....   | farms... 2 035                        | 809               | 950       | 945           | -              | 5   | 1                           | -                          |
|  | \$1,000... 86 435                     | 42 221            | 40 933    | 40 868        | -              | 64  | (D)                         | -                          |
| Corn.....  | farms... 388                          | 157               | 119       | 118           | -              | 1   | 1                           | -                          |
|  | \$1,000... 3 906                      | 2 298             | 1 152     | (D)           | -              | (D)   | (D)                         | -                          |
| Wheat.....   | farms... 159                          | 94                | 45        | 45            | -              | -   | -                           | -                          |
|  | \$1,000... 1 019                      | 699               | 258       | 258           | -              | -   | -                           | -                          |
| Soybeans.....  | farms... 292                          | 203               | 53        | 52            | -              | 1   | -                           | -                          |
|  | \$1,000... 10 322                     | 8 552             | 1 316     | (D)           | -              | (D)   | -                           | -                          |
| Sorghum, barley, and oats.....   | farms... 364                          | 172               | 163       | 162           | -              | 1   | -                           | -                          |
|  | \$1,000... 2 891                      | 1 315             | 1 448     | (D)           | -              | (D)   | -                           | -                          |
| Cotton.....  | farms... 929                          | 111               | 732       | 730           | -              | 2   | -                           | -                          |
|  | \$1,000... 37 421                     | 3 032             | 33 500    | (D)           | -              | (D)   | -                           | -                          |
| Peanuts, rye, rice, tobacco, and honey.....  | farms... 463                          | 346               | 68        | 67            | -              | 1   | -                           | -                          |
|  | \$1,000... 30 876                     | 26 326            | 3 260     | (D)           | -              | (D)   | -                           | -                          |
| <b>LAND IN FARMS ACCORDING TO USE</b>  |                                       |                   |           |               |                |   |                             |                            |
| Total cropland.....  | farms... 29 785                       | 4 274             | 4 518     | 3 176         | -              | 1 342   | 435                         | 460                        |
|  | acres... 6 747 639                    | 2 096 257         | 2 499 489 | 2 371 975     | -              | 127 514   | 21 394                      | 21 792                     |
| Harvested cropland.....  | farms... 24 305                       | 4 274             | 4 518     | 3 176         | -              | 1 342   | 435                         | 460                        |
|  | acres... 4 272 651                    | 1 675 029         | 1 830 572 | 1 758 874     | -              | 71 698  | 11 483                      | 11 210                     |
| Farms by acres harvested:  |                                       |                   |           |               |                |   |                             |                            |
| 1 to 49 acres.....   | 14 953                                | 1 244             | 1 523     | 584           | -              | 939   | 385                         | 423                        |
| 50 to 99 acres.....  | 2 942                                 | 656               | 551       | 313           | -              | 238   | 21                          | 21                         |
| 100 to 199 acres.....  | 2 000                                 | 601               | 485       | 379           | -              | 106   | 18                          | 4                          |
| 200 to 499 acres.....  | 2 084                                 | 752               | 843       | 790           | -              | 53  | 10                          | 9                          |
| 500 to 999 acres.....  | 1 305                                 | 573               | 600       | 596           | -              | 4   | 1                           | 3                          |
| 1,000 to 1,999 acres.....  | 715                                   | 309               | 363       | 361           | -              | 2   | -                           | -                          |
| 2,000 acres or more.....   | 306                                   | 139               | 153       | 153           | -              | -   | -                           | -                          |
| Cropland:  |                                       |                   |           |               |                |   |                             |                            |
| Pasture or grazing only.....   | farms... 15 642                       | 871               | 1 060     | 578           | -              | 482   | 139                         | 77                         |
|  | acres... 1 243 697                    | 70 457            | 96 743    | 67 962        | -              | 28 781  | 5 065                       | 3 383                      |
| In cover crops, legumes, and soil-improvement grasses, not harvested and not pastured..... | farms... 1 905                        | 338               | 459       | 365           | -              | 94  | 31                          | 30                         |
|  | acres... 140 490                      | 30 880            | 49 931    | 43 782        | -              | 6 149   | 575                         | 1 405                      |
| On which all crops failed.....   | farms... 1 167                        | 269               | 199       | 165           | -              | 34  | 58                          | 25                         |
|  | acres... 52 439                       | 18 683            | 13 930    | 12 186        | -              | 1 744   | 770                         | 727                        |
| In cultivated summer fallow.....   | farms... 1 883                        | 505               | 793       | 765           | -              | 28  | 28                          | 19                         |
|  | acres... 314 560                      | 103 788           | 178 999   | 177 021       | -              | 1 978   | 411                         | 949                        |
| Idle.....  | farms... 6 788                        | 1 444             | 1 994     | 1 761         | -              | 233   | 125                         | 99                         |
|  | acres... 723 802                      | 197 420           | 329 314   | 312 150       | -              | 17 164  | 3 090                       | 4 118                      |
| Total woodland.....  | farms... 19 732                       | 1 745             | 2 207     | 1 408         | -              | 799   | 239                         | 254                        |
|  | acres... 2 341 341                    | 251 141           | 374 723   | 297 407       | -              | 77 316  | 15 301                      | 24 467                     |
| Woodland pastured.....   | farms... 12 803                       | 710               | 946       | 550           | -              | 396   | 97                          | 67                         |
|  | acres... 942 914                      | 50 016            | 85 018    | 64 846        | -              | 20 172  | 3 334                       | 4 235                      |
| Woodland not pastured.....   | farms... 11 747                       | 1 343             | 1 633     | 1 097         | -              | 536   | 183                         | 212                        |
|  | acres... 1 398 427                    | 201 125           | 289 705   | 232 561       | -              | 57 144  | 11 967                      | 20 232                     |

See footnotes at end of table.

**Table 53. Summary by Standard Industrial Classification of Farm: 1987—Con.**

[For meaning of abbreviations and symbols, see introductory text]

| Item   | Horticultural specialties (018) | General farms, primarily crop (019) | Livestock, except dairy, poultry, and animal specialties (021) |                                     |         |        | Dairy farms (024) | Poultry and eggs (025) | Animal specialties (027) | General farms, primarily livestock and animal specialties (029) |
|--|---------------------------------|-------------------------------------|--|-------------------------------------|---------|--------|-------------------|------------------------|--------------------------|---|
|  |                                 |                                     | Total  | Beef cattle, except feedlots (0212) |         |        |                   |                        |                          |   |
| <b>NET CASH RETURN FROM AGRICULTURAL SALES FOR THE FARM UNIT<sup>1</sup></b>               |                                 |                                     |  |                                     |         |        |                   |                        |                          |   |
| All farms.....   | number..... 230                 | 884                                 | 19 764   | 18 219                              | 717     | 1 293  | 1 071             | 384                    |                          |   |
|  | \$1,000..... 5 621              | 1 881                               | 11 278   | 3 200                               | 32 601  | 95 379 | 24 951            | 317                    |                          |   |
|  | dollars..... 24 440             | 2 128                               | 571  | 176                                 | 45 469  | 73 766 | 23 297            | 827                    |                          |   |
| Farms with net gains <sup>2</sup> .....  | number..... 186                 | 178                                 | 9 485  | 8 592                               | 645     | 1 196  | 377               | 29                     |                          |   |
|  | dollars..... 31 487             | 27 414                              | 5 205  | 4 593                               | 51 786  | 80 489 | 75 586            | 46 521                 |                          |   |
| Gain of—   |                                 |                                     |  |                                     |         |        |                   |                        |                          |   |
| Less than \$1,000.....   | 10                              | 21                                  | 2 762  | 2 576                               | 3       | 14     | 60                | 9                      |                          |   |
| \$1,000 to \$9,999.....  | 97                              | 87                                  | 5 894  | 5 186                               | 54      | 113    | 111               | 1                      |                          |   |
| \$10,000 to \$49,999.....  | 45                              | 48                                  | 931  | 773                                 | 320     | 350    | 52                | 14                     |                          |   |
| \$50,000 or more.....  | 34                              | 22                                  | 98   | 57                                  | 268     | 719    | 154               | 5                      |                          |   |
| Farms with net losses.....   | number..... 44                  | 706                                 | 10 279   | 9 627                               | 72      | 97     | 694               | 355                    |                          |   |
|  | dollars..... 5 349              | 4 248                               | 3 706  | 3 767                               | 11 121  | 9 138  | 5 109             | 2 906                  |                          |   |
| Loss of—   |                                 |                                     |  |                                     |         |        |                   |                        |                          |   |
| Less than \$1,000.....   | 2                               | 175                                 | 3 193  | 2 959                               | 1       | 17     | 132               | 141                    |                          |   |
| \$1,000 to \$9,999.....  | 34                              | 477                                 | 6 448  | 6 043                               | 58      | 68     | 478               | 205                    |                          |   |
| \$10,000 to \$49,999.....  | 8                               | 52                                  | 611  | 602                                 | 11      | 10     | 82                | 9                      |                          |   |
| \$50,000 or more.....  | -                               | 2                                   | 27   | 23                                  | 2       | 2      | 2                 | -                      |                          |   |
| <b>GOVERNMENT PAYMENTS AND OTHER FARM-RELATED INCOME</b>                                   |                                 |                                     |  |                                     |         |        |                   |                        |                          |   |
| Government payments.....   | farms..... 10                   | 239                                 | 1 977  | 1 787                               | 173     | 65     | 106               | 110                    |                          |   |
|  | \$1,000..... 28                 | 2 639                               | 5 980  | 5 145                               | 1 444   | 248    | 1 851             | 1 259                  |                          |   |
| Other farm-related income <sup>1</sup> .....   | farms..... 52                   | 168                                 | 3 179  | 2 992                               | 132     | 141    | 174               | 66                     |                          |   |
|  | \$1,000..... 296                | 621                                 | 12 617   | 11 812                              | 803     | 1 570  | 2 343             | 299                    |                          |   |
| Customwork and other agricultural services.....  | farms..... 2                    | 58                                  | 904  | 824                                 | 40      | 42     | 49                | 4                      |                          |   |
|  | \$1,000..... (D)                | 180                                 | 2 973  | 2 625                               | 176     | 686    | 344               | (D)                    |                          |   |
| Gross cash rent or share payments.....   | farms..... 21                   | 68                                  | 819  | 776                                 | 15      | 30     | 43                | 33                     |                          |   |
|  | \$1,000..... (D)                | 246                                 | 3 591  | 3 257                               | 39      | 29     | 1 200             | (D)                    |                          |   |
| Forest products and Christmas trees.....   | farms..... 28                   | 33                                  | 1 178  | 1 112                               | 20      | 45     | 36                | 9                      |                          |   |
|  | \$1,000..... 227                | 112                                 | 5 257  | 5 153                               | 393     | 284    | 48                | 10                     |                          |   |
| Other farm-related income sources.....   | farms..... 6                    | 51                                  | 785  | 754                                 | 76      | 55     | 65                | 22                     |                          |   |
|  | \$1,000..... 32                 | 83                                  | 795  | 776                                 | 194     | 571    | 751               | 111                    |                          |   |
| <b>COMMODITY CREDIT CORPORATION LOANS</b>  |                                 |                                     |  |                                     |         |        |                   |                        |                          |   |
| Total.....   | farms..... -                    | 62                                  | 135  | 103                                 | 20      | 1      | 46                | 11                     |                          |   |
|  | \$1,000..... -                  | 902                                 | 680  | 348                                 | (D)     | (D)    | 1 488             | 55                     |                          |   |
| Corn.....  | farms..... -                    | 32                                  | 64   | 43                                  | 11      | -      | 1                 | 3                      |                          |   |
|  | \$1,000..... -                  | 136                                 | 250  | 98                                  | 62      | -      | (D)               | (D)                    |                          |   |
| Wheat.....   | farms..... -                    | 6                                   | 10   | 3                                   | 3       | -      | -                 | 1                      |                          |   |
|  | \$1,000..... -                  | 36                                  | 24   | 24                                  | (D)     | -      | -                 | (D)                    |                          |   |
| Soybeans.....  | farms..... -                    | 11                                  | 17   | 13                                  | 3       | -      | 2                 | 3                      |                          |   |
|  | \$1,000..... -                  | 179                                 | 74   | 28                                  | 63      | -      | (D)               | (D)                    |                          |   |
| Sorghum, barley, and oats.....   | farms..... -                    | 11                                  | 14   | 10                                  | 2       | -      | 1                 | 1                      |                          |   |
|  | \$1,000..... -                  | 89                                  | 29   | (D)                                 | (D)     | -      | (D)               | (D)                    |                          |   |
| Cotton.....  | farms..... -                    | 33                                  | 39   | 31                                  | 3       | -      | 3                 | 8                      |                          |   |
|  | \$1,000..... -                  | 340                                 | 293  | 181                                 | 13      | -      | 217               | 26                     |                          |   |
| Peanuts, rye, rice, tobacco, and honey.....  | farms..... -                    | 3                                   | 5  | 4                                   | -       | 1      | 39                | 1                      |                          |   |
|  | \$1,000..... -                  | 121                                 | 10   | (D)                                 | -       | (D)    | (D)               | (D)                    |                          |   |
| <b>LAND IN FARMS ACCORDING TO USE</b>  |                                 |                                     |  |                                     |         |        |                   |                        |                          |   |
| Total cropland.....  | farms..... 237                  | 783                                 | 16 255   | 15 105                              | 778     | 1 053  | 701               | 291                    |                          |   |
|  | acres..... 7 581                | 154 403                             | 1 544 718  | 1 424 050                           | 199 032 | 73 640 | 88 337            | 40 996                 |                          |   |
| Harvested cropland.....  | farms..... 237                  | 716                                 | 11 832   | 11 008                              | 712     | 706    | 304               | 111                    |                          |   |
|  | acres..... 3 501                | 91 794                              | 460 886  | 407 045                             | 108 734 | 27 398 | 40 133            | 11 911                 |                          |   |
| Farms by acres harvested:  |                                 |                                     |  |                                     |         |        |                   |                        |                          |   |
| 1 to 49 acres.....   | 229                             | 512                                 | 9 608  | 8 974                               | 154     | 563    | 230               | 82                     |                          |   |
| 50 to 99 acres.....  | 3                               | 69                                  | 1 340  | 1 256                               | 175     | 81     | 18                | 7                      |                          |   |
| 100 to 199 acres.....  | 2                               | 37                                  | 577  | 535                                 | 210     | 50     | 12                | 4                      |                          |   |
| 200 to 499 acres.....  | 2                               | 45                                  | 240  | 197                                 | 140     | 11     | 20                | 12                     |                          |   |
| 500 to 999 acres.....  | -                               | 31                                  | 52   | 34                                  | 28      | -      | 14                | 3                      |                          |   |
| 1,000 to 1,999 acres.....  | 1                               | 18                                  | 9  | 7                                   | 5       | -      | 7                 | 3                      |                          |   |
| 2,000 acres or more.....   | -                               | 4                                   | 6  | 5                                   | -       | 1      | 3                 | -                      |                          |   |
| Cropland:  |                                 |                                     |  |                                     |         |        |                   |                        |                          |   |
| Pasture or grazing only.....   | farms..... 37                   | 327                                 | 11 358   | 10 645                              | 560     | 590    | 437               | 186                    |                          |   |
|  | acres..... 2 113                | 25 835                              | 892 276  | 847 507                             | 74 006  | 35 167 | 20 151            | 18 501                 |                          |   |
| In cover crops, legumes, and soil-improvement grasses, not harvested and not pastured..... | farms..... 14                   | 91                                  | 753  | 676                                 | 62      | 51     | 41                | 35                     |                          |   |
|  | acres..... 394                  | 6 951                               | 36 417   | 31 950                              | 4 175   | 1 693  | 3 765             | 4 304                  |                          |   |
| On which all crops failed.....   | farms..... 2                    | 120                                 | 398  | 342                                 | 22      | 28     | 37                | 9                      |                          |   |
|  | (D)..... 5 736                  | 5 736                               | 8 217  | 7 227                               | 1 454   | 461    | 2 240             | (D)                    |                          |   |
| In cultivated summer fallow.....   | farms..... 5                    | 55                                  | 384  | 329                                 | 37      | 15     | 32                | 10                     |                          |   |
|  | (D)..... 5 887                  | 5 887                               | 13 111   | 11 927                              | 2 999   | 816    | 7 135             | (D)                    |                          |   |
| Idle.....  | farms..... 55                   | 210                                 | 2 269  | 2 028                               | 146     | 199    | 160               | 87                     |                          |   |
|  | acres..... 1 305                | 18 200                              | 133 811  | 118 394                             | 7 664   | 8 105  | 14 913            | 5 862                  |                          |   |
| Total woodland.....  | farms..... 89                   | 480                                 | 12 576   | 11 780                              | 569     | 849    | 470               | 254                    |                          |   |
|  | acres..... 7 618                | 67 875                              | 1 387 506  | 1 291 381                           | 67 607  | 62 410 | 44 273            | 38 420                 |                          |   |
| Woodland pastured.....   | farms..... 25                   | 272                                 | 9 354  | 8 833                               | 363     | 484    | 299               | 186                    |                          |   |
|  | acres..... 1 144                | 26 282                              | 680 102  | 646 932                             | 25 945  | 26 819 | 19 954            | 20 065                 |                          |   |
| Woodland not pastured.....   | farms..... 76                   | 322                                 | 6 692  | 6 217                               | 360     | 539    | 256               | 131                    |                          |   |
|  | acres..... 6 474                | 41 593                              | 707 404  | 644 449                             | 41 662  | 35 591 | 24 319            | 18 355                 |                          |   |

See footnotes at end of table.

**Table 53. Summary by Standard Industrial Classification of Farm: 1987—Con.**

[For meaning of abbreviations and symbols, see introductory text]

| Item  | Total                                 | Cash grains<br>(011)                 | Field crops, except cash grains (013) |                                      |                   |  | Vegetables<br>and melons<br>(016) | Fruits and<br>tree nuts<br>(017) |
|---|---------------------------------------|--------------------------------------|---------------------------------------|--------------------------------------|-------------------|--|-----------------------------------|----------------------------------|
|   |                                       |                                      | Total                                 | Cotton<br>(0131)                     | Tobacco<br>(0132) | Sugarcane<br>and sugar beets;<br>Irish potatoes;<br>field crops, except<br>cash grains, n.e.c.<br>(0133, 0134, 0139) |                                   |                                  |
| <b>LAND IN FARMS ACCORDING TO USE—Con.</b>  |                                       |                                      |                                       |                                      |                   |  |                                   |                                  |
| Pastureland and rangeland other than cropland and woodland pastured..... farms...<br>acres...   | 10 458<br>1 136 451                   | 728<br>105 444                       | 923<br>145 215                        | 556<br>119 885                       | -                 | 367<br>25 330  | 89<br>5 334                       | 76<br>2 617                      |
| Land in house lots, ponds, roads, wasteland, etc. .... farms...<br>acres...   | 20 506<br>520 759                     | 2 285<br>88 200                      | 2 608<br>113 293                      | 1 808<br>94 715                      | -                 | 800<br>18 578  | 281<br>2 589                      | 290<br>5 471                     |
| Cropland under federal acreage reduction programs:  |                                       |                                      |                                       |                                      |                   |  |                                   |                                  |
| Annual commodity acreage adjustment programs ..... farms...<br>acres...   | 5 025<br>522 460                      | 1 806<br>179 539                     | 2 645<br>316 623                      | 2 622<br>316 266                     | -                 | 23<br>357  | 11<br>320                         | 1<br>(D)                         |
| Conservation reserve program ..... farms...<br>acres...   | 1 391<br>131 462                      | 293<br>30 012                        | 287<br>28 883                         | 212<br>23 441                        | -                 | 75<br>5 442  | 11<br>781                         | 13<br>1 392                      |
| Value of land and buildings <sup>1</sup> ..... farms...<br>\$1,000...<br>Average per farm ..... dollars...<br>Average per acre ..... dollars... | 34 075<br>7 333 235<br>215 209<br>697 | 4 146<br>1 551 219<br>374 148<br>637 | 4 580<br>2 151 005<br>469 652<br>716  | 3 312<br>1 973 130<br>595 752<br>712 | -                 | 1 268<br>177 875<br>140 280<br>767   | 502<br>41 419<br>82 508<br>908    | 504<br>55 570<br>110 258<br>958  |
| Farms by value group:   |                                       |                                      |                                       |                                      |                   |  |                                   |                                  |
| \$1 to \$39,999.....  | 6 865                                 | 614                                  | 534                                   | 366                                  | -                 | 168  | 171                               | 140                              |
| \$40,000 to \$69,999.....   | 6 392                                 | 550                                  | 577                                   | 265                                  | -                 | 312  | 121                               | 68                               |
| \$70,000 to \$99,999.....   | 4 546                                 | 443                                  | 322                                   | 184                                  | -                 | 138  | 58                                | 54                               |
| \$100,000 to \$149,999.....   | 4 935                                 | 503                                  | 599                                   | 349                                  | -                 | 250  | 77                                | 122                              |
| \$150,000 to \$199,999.....   | 2 984                                 | 345                                  | 422                                   | 234                                  | -                 | 188  | 36                                | 43                               |
| \$200,000 to \$499,999.....   | 5 448                                 | 902                                  | 1 043                                 | 866                                  | -                 | 177  | 34                                | 62                               |
| \$500,000 to \$999,999.....   | 1 651                                 | 428                                  | 509                                   | 485                                  | -                 | 24   | 5                                 | 15                               |
| \$1,000,000 to \$1,999,999.....   | 827                                   | 227                                  | 362                                   | 353                                  | -                 | 9  | -                                 | -                                |
| \$2,000,000 to \$4,999,999.....   | 364                                   | 113                                  | 183                                   | 181                                  | -                 | 2  | -                                 | -                                |
| \$5,000,000 or more.....  | 63                                    | 21                                   | 29                                    | 29                                   | -                 | -  | -                                 | -                                |
| <b>VALUE OF MACHINERY AND EQUIPMENT<sup>1</sup></b>   |                                       |                                      |                                       |                                      |                   |  |                                   |                                  |
| Estimated market value of all machinery and equipment ..... farms...<br>\$1,000...  | 34 023<br>1 187 399                   | 4 145<br>253 460                     | 4 579<br>366 742                      | 3 311<br>343 017                     | -                 | 1 268<br>23 725  | 502<br>10 539                     | 502<br>7 152                     |
| Farms by value group:   |                                       |                                      |                                       |                                      |                   |  |                                   |                                  |
| \$1 to \$4,999.....   | 3 295                                 | 175                                  | 286                                   | 161                                  | -                 | 125  | 41                                | 96                               |
| \$5,000 to \$9,999.....   | 9 648                                 | 637                                  | 704                                   | 318                                  | -                 | 386  | 140                               | 216                              |
| \$10,000 to \$19,999.....   | 7 230                                 | 672                                  | 720                                   | 372                                  | -                 | 348  | 171                               | 96                               |
| \$20,000 to \$49,999.....   | 7 938                                 | 1 097                                | 1 025                                 | 693                                  | -                 | 332  | 92                                | 57                               |
| \$50,000 to \$99,999.....   | 3 215                                 | 849                                  | 716                                   | 659                                  | -                 | 57   | 43                                | 27                               |
| \$100,000 to \$199,999.....   | 1 656                                 | 448                                  | 603                                   | 586                                  | -                 | 17   | 14                                | 10                               |
| \$200,000 to \$499,999.....   | 864                                   | 220                                  | 430                                   | 427                                  | -                 | 3  | 1                                 | -                                |
| \$500,000 or more.....  | 177                                   | 47                                   | 95                                    | 95                                   | -                 | -  | -                                 | -                                |
| <b>SELECTED MACHINERY AND EQUIPMENT<sup>1</sup></b>   |                                       |                                      |                                       |                                      |                   |  |                                   |                                  |
| Motortrucks, including pickups ..... farms...<br>number...  | 28 929<br>50 617                      | 3 747<br>8 714                       | 4 040<br>9 171                        | 3 007<br>7 617                       | -                 | 1 033<br>1 554   | 474<br>740                        | 346<br>466                       |
| Wheel tractors ..... farms...<br>number...  | 30 458<br>62 506                      | 3 828<br>10 563                      | 4 263<br>12 685                       | 3 109<br>10 804                      | -                 | 1 154<br>1 881   | 439<br>738                        | 432<br>618                       |
| Less than 40 horsepower (PTO) ..... farms...<br>number...   | 16 014<br>20 803                      | 1 390<br>2 054                       | 1 454<br>2 159                        | 829<br>1 392                         | -                 | 625<br>767   | 311<br>414                        | 258<br>330                       |
| 40 horsepower (PTO) or more ..... farms...<br>number...   | 20 607<br>41 703                      | 3 248<br>8 509                       | 3 539<br>10 526                       | 2 743<br>9 412                       | -                 | 796<br>1 114   | 215<br>324                        | 242<br>288                       |
| Grain and bean combines ..... farms...<br>number...   | 5 315<br>7 371                        | 2 367<br>3 529                       | 1 437<br>2 006                        | 1 355<br>1 892                       | -                 | 82<br>114  | 53<br>56                          | 4<br>4                           |
| Cottonpickers and strippers ..... farms...<br>number...   | 2 808<br>4 660                        | 362<br>574                           | 2 115<br>3 670                        | 2 115<br>3 670                       | -                 | -  | 17<br>20                          | -                                |
| Mower conditioners ..... farms...<br>number...  | 6 992<br>8 029                        | 546<br>614                           | 750<br>889                            | 445<br>532                           | -                 | 305<br>357   | 46<br>47                          | 104<br>135                       |
| Pickup balers ..... farms...<br>number...   | 8 587<br>10 222                       | 550<br>651                           | 892<br>998                            | 405<br>469                           | -                 | 487<br>529   | 23<br>29                          | 35<br>35                         |
| <b>AGRICULTURAL CHEMICALS<sup>1</sup></b>   |                                       |                                      |                                       |                                      |                   |  |                                   |                                  |
| Commercial fertilizer ..... farms...<br>acres on which used...  | 22 555<br>3 085 212                   | 3 284<br>911 613                     | 4 058<br>1 264 079                    | 3 312<br>1 227 723                   | -                 | 746<br>36 356  | 424<br>11 579                     | 339<br>9 954                     |
| Lime ..... farms...<br>acres on which used...<br>tons...  | 4 896<br>291 340<br>353 369           | 523<br>64 938<br>78 543              | 823<br>89 311<br>111 789              | 616<br>82 174<br>103 621             | -                 | 207<br>7 137<br>8 168  | 115<br>1 856<br>1 531             | 74<br>756<br>999                 |
| Sprays, dusts, granules, fumigants, etc., to control—   |                                       |                                      |                                       |                                      |                   |  |                                   |                                  |
| Insects on hay and other crops ..... farms...<br>acres on which used...   | 7 182<br>1 508 903                    | 1 516<br>345 357                     | 3 227<br>1 038 550                    | 3 027<br>1 034 109                   | -                 | 200<br>4 441   | 257<br>4 366                      | 202<br>4 851                     |
| Nematodes in crops ..... farms...<br>acres on which used...   | 436<br>113 361                        | 73<br>16 003                         | 257<br>88 729                         | 252<br>87 946                        | -                 | 5<br>783   | 26<br>393                         | 2<br>(D)                         |
| Diseases in crops and orchards ..... farms...<br>acres on which used...   | 1 600<br>317 737                      | 479<br>156 058                       | 452<br>140 367                        | 389<br>138 674                       | -                 | 63<br>1 693  | 102<br>1 378                      | 146<br>4 124                     |
| Weeds, grass, or brush in crops and pasture ..... farms...<br>acres on which used...  | 11 043<br>2 863 229                   | 2 958<br>1 229 431                   | 2 560<br>1 194 227                    | 2 213<br>1 172 133                   | -                 | 347<br>22 094  | 155<br>3 611                      | 152<br>8 465                     |
| Chemicals for defoliation or for growth control of crops or thinning of fruit ..... farms...<br>acres on which used...                          | 3 391<br>928 681                      | 595<br>110 467                       | 2 346<br>776 979                      | 2 331<br>776 643                     | -                 | 15<br>336  | 29<br>367                         | 19<br>833                        |

See footnotes at end of table.



Table 53. Summary by Standard Industrial Classification of Farm: 1987—Con.

[For meaning of abbreviations and symbols, see introductory text]

| Item  | Horticultural specialties (018) | General farms, primarily crop (019) | Livestock, except dairy, poultry, and animal specialties (021) |                                     | Dairy farms (024) | Poultry and eggs (025) | Animal specialties (027) | General farms, primarily livestock and animal specialties (029) |
|---|---------------------------------|-------------------------------------|--|-------------------------------------|-------------------|------------------------|--------------------------|---|
|   |                                 |                                     | Total  | Beef cattle, except feedlots (0212) |                   |                        |                          |   |
| <b>LAND IN FARMS ACCORDING TO USE—Con.</b>  |                                 |                                     |  |                                     |                   |                        |                          |   |
| Pastureland and rangeland other than cropland and woodland pastured ----- farms..           | 27                              | 244                                 | 7 094  | 6 634                               | 263               | 411                    | 400                      | 203   |
| acres..   | 2 050                           | 27 567                              | 714 733  | 668 616                             | 42 699            | 29 325                 | 22 603                   | 38 864  |
| Land in house lots, ponds, roads, wasteland, etc. ----- farms..                             | 160                             | 488                                 | 11 683   | 10 712                              | 572               | 1 042                  | 845                      | 252   |
| acres..   | 2 024                           | 16 736                              | 187 382  | 169 598                             | 10 880            | 15 840                 | 72 747                   | 5 597   |
| Cropland under federal acreage reduction programs:  |                                 |                                     |  |                                     |                   |                        |                          |   |
| Annual commodity acreage adjustment programs ----- farms..                                  | 2                               | 152                                 | 466  | 375                                 | 71                | 12                     | 41                       | 18  |
| acres.. (D)   | 8 758                           | 8 758                               | 8 682  | 5 936                               | 2 159             | 361                    | 5 254                    | 673   |
| Conservation reserve program ----- farms..  | 3                               | 57                                  | 565  | 521                                 | 30                | 28                     | 29                       | 75  |
| acres..   | 326                             | 3 870                               | 49 128   | 44 603                              | 1 857             | 2 924                  | 2 716                    | 9 573   |
| Value of land and buildings <sup>1</sup> ----- farms..                                      | 230                             | 884                                 | 19 764   | 18 219                              | 717               | 1 293                  | 1 071                    | 384   |
| \$1,000..   | 43 850                          | 167 456                             | 2 564 209  | 2 363 559                           | 215 673           | 221 440                | 250 303                  | 71 091  |
| Average per farm ----- dollars..  | 190 652                         | 189 430                             | 129 741  | 129 730                             | 300 799           | 171 261                | 233 710                  | 185 133   |
| Average per acre ----- dollars..  | 1 658                           | 575                                 | 664  | 663                                 | 747               | 1 219                  | 1 186                    | 576   |
| Farms by value group:   |                                 |                                     |  |                                     |                   |                        |                          |   |
| \$1 to \$39,999 -----   | 46                              | 152                                 | 4 681  | 4 158                               | 16                | 174                    | 255                      | 82  |
| \$40,000 to \$69,999 -----  | 53                              | 211                                 | 4 304  | 3 976                               | 49                | 198                    | 202                      | 59  |
| \$70,000 to \$99,999 -----  | 27                              | 114                                 | 3 059  | 2 848                               | 75                | 200                    | 156                      | 38  |
| \$100,000 to \$149,999 -----  | 35                              | 121                                 | 3 019  | 2 857                               | 72                | 209                    | 143                      | 35  |
| \$150,000 to \$199,999 -----  | 18                              | 77                                  | 1 704  | 1 614                               | 78                | 161                    | 73                       | 27  |
| \$200,000 to \$499,999 -----  | 31                              | 155                                 | 2 358  | 2 202                               | 310               | 307                    | 131                      | 115   |
| \$500,000 to \$999,999 -----  | 17                              | 28                                  | 436  | 382                                 | 96                | 30                     | 63                       | 24  |
| \$1,000,000 to \$1,999,999 -----  | 2                               | 14                                  | 159  | 145                                 | 19                | 8                      | 32                       | 4   |
| \$2,000,000 to \$4,999,999 -----  | -                               | 12                                  | 36   | 31                                  | 2                 | 4                      | 14                       | -   |
| \$5,000,000 or more -----   | 1                               | -                                   | 8  | 6                                   | -                 | 2                      | 2                        | -   |
| <b>VALUE OF MACHINERY AND EQUIPMENT<sup>1</sup></b>   |                                 |                                     |  |                                     |                   |                        |                          |   |
| Estimated market value of all machinery and equipment ----- farms..                         | 230                             | 884                                 | 19 716   | 18 171                              | 717               | 1 293                  | 1 071                    | 384   |
| \$1,000..   | 8 487                           | 23 677                              | 350 400  | 316 825                             | 48 712            | 62 354                 | 50 421                   | 5 456   |
| Farms by value group:   |                                 |                                     |  |                                     |                   |                        |                          |   |
| \$1 to \$4,999 -----  | 22                              | 95                                  | 2 410  | 2 245                               | 3                 | 35                     | 115                      | 17  |
| \$5,000 to \$9,999 -----  | 24                              | 373                                 | 6 826  | 6 186                               | 37                | 104                    | 334                      | 253   |
| \$10,000 to \$19,999 -----  | 76                              | 184                                 | 4 677  | 4 369                               | 79                | 327                    | 191                      | 37  |
| \$20,000 to \$49,999 -----  | 50                              | 125                                 | 4 518  | 4 233                               | 221               | 452                    | 239                      | 62  |
| \$50,000 to \$99,999 -----  | 48                              | 62                                  | 943  | 858                                 | 227               | 239                    | 52                       | 9   |
| \$100,000 to \$199,999 -----  | 3                               | 21                                  | 278  | 229                                 | 99                | 101                    | 73                       | 6   |
| \$200,000 to \$499,999 -----  | 5                               | 19                                  | 55   | 45                                  | 47                | 31                     | 56                       | -   |
| \$500,000 or more -----   | 2                               | 5                                   | 9  | 6                                   | 4                 | 4                      | 11                       | -   |
| <b>SELECTED MACHINERY AND EQUIPMENT<sup>1</sup></b>   |                                 |                                     |  |                                     |                   |                        |                          |   |
| Motortrucks, including pickups ----- farms..  | 220                             | 707                                 | 16 340   | 15 085                              | 682               | 1 229                  | 867                      | 277   |
| number..  | 507                             | 1 247                               | 23 606   | 21 719                              | 1 547             | 2 439                  | 1 784                    | 396   |
| Wheel tractors ----- farms..  | 203                             | 797                                 | 17 369   | 16 074                              | 681               | 1 183                  | 931                      | 332   |
| number..  | 434                             | 1 580                               | 28 152   | 25 780                              | 2 117             | 2 617                  | 2 502                    | 500   |
| Less than 40 horsepower (PTO) ----- farms..   | 142                             | 494                                 | 10 398   | 9 591                               | 243               | 657                    | 504                      | 163   |
| number..  | 222                             | 623                                 | 12 590   | 11 554                              | 427               | 1 005                  | 752                      | 227   |
| 40 horsepower (PTO) or more ----- farms..   | 109                             | 449                                 | 10 601   | 9 833                               | 629               | 819                    | 567                      | 189   |
| number..  | 212                             | 957                                 | 15 562   | 14 226                              | 1 690             | 1 612                  | 1 750                    | 273   |
| Grain and bean combines ----- farms..   | 15                              | 160                                 | 978  | 858                                 | 130               | 71                     | 60                       | 40  |
| number..  | 23                              | 211                                 | 1 131  | 994                                 | 166               | 106                    | 83                       | 55  |
| Cottonpickers and strippers ----- farms..   | -                               | 107                                 | 131  | 99                                  | 10                | 5                      | 30                       | 11  |
| number..  | -                               | 149                                 | 148  | 114                                 | 10                | 8                      | 69                       | 12  |
| Mower conditioners ----- farms..  | 35                              | 156                                 | 4 483  | 4 222                               | 393               | 285                    | 133                      | 61  |
| number..  | 46                              | 162                                 | 5 048  | 4 752                               | 490               | 336                    | 170                      | 92  |
| Pickup balers ----- farms..   | 13                              | 157                                 | 5 861  | 5 528                               | 481               | 416                    | 94                       | 65  |
| number..  | 19                              | 183                                 | 6 986  | 6 589                               | 638               | 495                    | 111                      | 77  |
| <b>AGRICULTURAL CHEMICALS<sup>1</sup></b>   |                                 |                                     |  |                                     |                   |                        |                          |   |
| Commercial fertilizer ----- farms..   | 163                             | 553                                 | 12 230   | 11 376                              | 599               | 399                    | 373                      | 133   |
| acres on which used..   | 3 923                           | 74 292                              | 638 740  | 577 362                             | 112 876           | 17 985                 | 26 142                   | 14 029  |
| Lime ----- farms..  | 67                              | 101                                 | 2 807  | 2 588                               | 235               | 66                     | 58                       | 27  |
| acres on which used..   | 2 825                           | 7 156                               | 93 014   | 84 553                              | 26 704            | 2 249                  | 1 124                    | 1 407   |
| tons..  | 2 330                           | 8 969                               | 113 090  | 101 585                             | 30 991            | 2 462                  | 1 258                    | 1 407   |
| Sprays, dusts, granules, fumigants, etc., to control—                                       |                                 |                                     |  |                                     |                   |                        |                          |   |
| Insects on hay and other crops ----- farms..  | 125                             | 258                                 | 1 305  | 1 121                               | 122               | 52                     | 97                       | 21  |
| acres on which used..   | 2 097                           | 36 827                              | 45 611   | 34 971                              | 13 455            | 2 295                  | 13 909                   | 1 585   |
| Nematodes in crops ----- farms..  | 3                               | 19                                  | 39   | 29                                  | 9                 | 1                      | 1                        | 6   |
| acres on which used..   | 25                              | 2 683                               | 2 122  | 1 525                               | 1 714             | (D)                    | (D)                      | 12  |
| Diseases in crops and orchards ----- farms..  | 61                              | 56                                  | 259  | 228                                 | 10                | 12                     | 16                       | 7   |
| acres on which used..   | 1 652                           | 4 360                               | 5 144  | 4 347                               | 1 332             | 194                    | 3 121                    | 7   |
| Weeds, grass, or brush in crops and pasture ----- farms..                                   | 104                             | 277                                 | 3 798  | 3 467                               | 406               | 360                    | 200                      | 73  |
| acres on which used..   | 2 013                           | 71 922                              | 241 605  | 211 765                             | 57 060            | 15 706                 | 25 510                   | 13 679  |
| Chemicals for defoliation or for growth control of crops or thinning of fruit ----- farms.. | 13                              | 105                                 | 222  | 180                                 | 12                | 3                      | 30                       | 17  |
| acres on which used..   | 25                              | 21 935                              | 6 982  | 3 861                               | 814               | 327                    | 9 587                    | 365   |

See footnotes at end of table.

**Table 53. Summary by Standard Industrial Classification of Farm: 1987—Con.**

[For meaning of abbreviations and symbols, see introductory text]

| Item  | Total     | Cash grains<br>(011) | Field crops, except cash grains (013) |                  |                   |  | Vegetables<br>and melons<br>(016) | Fruits and<br>tree nuts<br>(017) |
|---|-----------|----------------------|---------------------------------------|------------------|-------------------|--|-----------------------------------|----------------------------------|
|   |           |                      | Total                                 | Cotton<br>(0131) | Tobacco<br>(0132) | Sugarcane<br>and sugar beets;<br>Irish potatoes;<br>field crops, except<br>cash grains, n.e.c.<br>(0133, 0134, 0139) |                                   |                                  |
| <b>TENURE AND RACE OF OPERATOR</b>                              |           |                      |                                       |                  |                   |  |                                   |                                  |
| All operators .....   | 34 074    | 4 274                | 4 518                                 | 3 176            | -                 | 1 342  | 435                               | 460                              |
| Full owners .....   | 22 012    | 1 644                | 1 830                                 | 853              | -                 | 977  | 302                               | 414                              |
| Part owners .....   | 8 949     | 1 734                | 1 671                                 | 1 377            | -                 | 294  | 113                               | 30                               |
| Tenants .....   | 3 113     | 896                  | 1 017                                 | 946              | -                 | 71   | 20                                | 16                               |
| White .....   | 31 041    | 3 822                | 4 211                                 | 2 946            | -                 | 1 265  | 367                               | 450                              |
| Full owners .....   | 19 820    | 1 417                | 1 698                                 | 772              | -                 | 926  | 249                               | 406                              |
| Part owners .....   | 8 363     | 1 595                | 1 542                                 | 1 267            | -                 | 275  | 100                               | 29                               |
| Tenants .....   | 2 858     | 810                  | 971                                   | 907              | -                 | 64   | 18                                | 15                               |
| Black and other races .....                                     | 3 033     | 452                  | 307                                   | 230              | -                 | 77   | 68                                | 10                               |
| Full owners .....   | 2 192     | 227                  | 132                                   | 81               | -                 | 51   | 53                                | 8                                |
| Part owners .....   | 586       | 139                  | 129                                   | 110              | -                 | 19   | 13                                | 1                                |
| Tenants .....   | 255       | 86                   | 46                                    | 39               | -                 | 7  | 2                                 | 1                                |
| <b>OWNED AND RENTED LAND</b>                                    |           |                      |                                       |                  |                   |  |                                   |                                  |
| Land owned .....  | 31 053    | 3 405                | 3 530                                 | 2 255            | -                 | 1 275  | 415                               | 444                              |
| farms.....  | 6 669 006 | 1 144 639            | 1 271 451                             | 1 064 295        | -                 | 207 156  | 36 243                            | 53 600                           |
| acres.....  | 30 961    | 3 378                | 3 501                                 | 2 230            | -                 | 1 271  | 415                               | 444                              |
| Owned land in farms .....                                       | 6 188 030 | 1 063 817            | 1 154 895                             | 960 427          | -                 | 194 468  | 34 471                            | 49 078                           |
| Land rented or leased from others .....                         | 12 151    | 2 647                | 2 702                                 | 2 332            | -                 | 370  | 135                               | 47                               |
| farms.....  | 4 672 996 | 1 517 951            | 2 020 106                             | 1 964 101        | -                 | 56 005   | 10 219                            | 7 117                            |
| acres.....  | 12 062    | 2 630                | 2 688                                 | 2 323            | -                 | 365  | 133                               | 46                               |
| Rented or leased land in farms .....                            | 4 558 160 | 1 477 225            | 1 977 825                             | 1 923 555        | -                 | 54 270   | 10 147                            | 5 269                            |
| Land rented or leased to others .....                           | 3 211     | 645                  | 645                                   | 538              | -                 | 107  | 30                                | 39                               |
| farms.....  | 595 812   | 121 548              | 158 837                               | 144 414          | -                 | 14 423   | 1 844                             | 6 370                            |
| acres.....  |           |                      |                                       |                  |                   |  |                                   |                                  |
| <b>OPERATOR CHARACTERISTICS</b>                                 |           |                      |                                       |                  |                   |  |                                   |                                  |
| Operators by place of residence:                                |           |                      |                                       |                  |                   |  |                                   |                                  |
| On farm operated .....  | 22 945    | 2 531                | 2 601                                 | 1 705            | -                 | 896  | 321                               | 310                              |
| Not on farm operated .....                                      | 7 454     | 1 271                | 1 451                                 | 1 139            | -                 | 312  | 73                                | 126                              |
| Not reported .....  | 3 675     | 472                  | 466                                   | 332              | -                 | 134  | 41                                | 24                               |
| Operators by principal occupation:                              |           |                      |                                       |                  |                   |  |                                   |                                  |
| Farming .....   | 15 111    | 2 484                | 2 922                                 | 2 515            | -                 | 407  | 177                               | 136                              |
| Other .....   | 18 963    | 1 790                | 1 596                                 | 661              | -                 | 935  | 258                               | 324                              |
| Operators by days of work off farm:                             |           |                      |                                       |                  |                   |  |                                   |                                  |
| None .....  | 12 581    | 1 705                | 2 246                                 | 1 882            | -                 | 364  | 154                               | 140                              |
| Any .....   | 19 421    | 2 259                | 1 941                                 | 1 040            | -                 | 901  | 255                               | 301                              |
| 1 to 99 days .....  | 2 684     | 457                  | 385                                   | 287              | -                 | 98   | 39                                | 33                               |
| 100 to 199 days .....   | 3 219     | 438                  | 337                                   | 202              | -                 | 135  | 57                                | 59                               |
| 200 days or more .....  | 13 518    | 1 364                | 1 219                                 | 551              | -                 | 668  | 159                               | 209                              |
| Not reported .....  | 2 072     | 310                  | 331                                   | 254              | -                 | 77   | 26                                | 19                               |
| Operators by years on present farm:                             |           |                      |                                       |                  |                   |  |                                   |                                  |
| 2 years or less .....   | 2 009     | 394                  | 493                                   | 414              | -                 | 79   | 36                                | 30                               |
| 3 or 4 years .....  | 2 060     | 282                  | 339                                   | 238              | -                 | 101  | 35                                | 43                               |
| 5 to 9 years .....  | 4 177     | 504                  | 521                                   | 325              | -                 | 196  | 76                                | 92                               |
| 10 years or more .....  | 17 517    | 2 024                | 2 169                                 | 1 532            | -                 | 637  | 190                               | 224                              |
| Average years on present farm .....                             | 19.0      | 17.1                 | 17.2                                  | 17.3             | -                 | 17.0   | 16.1                              | 15.3                             |
| Not reported .....  | 8 311     | 1 070                | 996                                   | 667              | -                 | 329  | 98                                | 71                               |
| Operators by age group:   |           |                      |                                       |                  |                   |  |                                   |                                  |
| Under 25 years .....  | 363       | 107                  | 79                                    | 73               | -                 | 6  | 5                                 | 1                                |
| 25 to 34 years .....  | 2 979     | 581                  | 610                                   | 480              | -                 | 130  | 32                                | 25                               |
| 35 to 44 years .....  | 6 311     | 926                  | 949                                   | 663              | -                 | 266  | 94                                | 81                               |
| 45 to 49 years .....  | 3 606     | 450                  | 512                                   | 351              | -                 | 161  | 52                                | 47                               |
| 50 to 54 years .....  | 3 910     | 477                  | 451                                   | 308              | -                 | 143  | 51                                | 70                               |
| 55 to 59 years .....  | 4 100     | 488                  | 503                                   | 352              | -                 | 151  | 54                                | 53                               |
| 60 to 64 years .....  | 4 304     | 439                  | 511                                   | 344              | -                 | 167  | 55                                | 80                               |
| 65 to 69 years .....  | 3 570     | 364                  | 389                                   | 257              | -                 | 132  | 37                                | 43                               |
| 70 years and over .....   | 4 931     | 442                  | 514                                   | 328              | -                 | 186  | 55                                | 60                               |
| Average age .....   | 53.8      | 50.3                 | 50.9                                  | 49.9             | -                 | 53.2   | 52.9                              | 54.8                             |
| Operators by sex:   |           |                      |                                       |                  |                   |  |                                   |                                  |
| Male .....  | 31 893    | 4 118                | 4 293                                 | 3 043            | -                 | 1 250  | 421                               | 439                              |
| Female .....  | 2 181     | 156                  | 225                                   | 133              | -                 | 92   | 14                                | 21                               |
| Operators of Spanish origin (see text) .....                    | 48        | 6                    | 4                                     | 4                | -                 | -  | -                                 | 1                                |
| <b>FARMS BY TYPE OF ORGANIZATION</b>                            |           |                      |                                       |                  |                   |  |                                   |                                  |
| Individual or family (sole proprietorship) .....                | 30 326    | 3 522                | 3 444                                 | 2 195            | -                 | 1 249  | 405                               | 422                              |
| farms.....  | 7 090 376 | 1 542 304            | 1 384 459                             | 1 159 974        | -                 | 224 485  | 41 184                            | 44 586                           |
| acres.....  | 2 770     | 513                  | 802                                   | 726              | -                 | 76   | 24                                | 23                               |
| Partnership .....   | 2 672 712 | 706 515              | 1 430 469                             | 1 412 687        | -                 | 17 782   | 3 146                             | 3 861                            |
| Corporation:  |           |                      |                                       |                  |                   |  |                                   |                                  |
| Family held .....   | 709       | 194                  | 213                                   | 204              | -                 | 9  | 6                                 | 9                                |
| acres.....  | 753 088   | 255 171              | 251 826                               | 247 398          | -                 | 4 428  | 288                               | 4 177                            |
| More than 10 stockholders .....                                 | 15        | 4                    | 4                                     | 2                | -                 | 2  | -                                 | -                                |
| 10 or less stockholders .....                                   | 694       | 190                  | 209                                   | 202              | -                 | 7  | 6                                 | 9                                |
| Other than family held .....                                    | 114       | 27                   | 34                                    | 34               | -                 | -  | -                                 | 4                                |
| acres.....  | 137 712   | 31 534               | 44 075                                | 44 075           | -                 | -  | -                                 | (D)                              |
| More than 10 stockholders .....                                 | 13        | 5                    | 1                                     | 1                | -                 | -  | -                                 | -                                |
| 10 or less stockholders .....                                   | 101       | 22                   | 33                                    | 33               | -                 | -  | -                                 | 4                                |
| Other—cooperative, estate or trust,<br>institutional, etc. .... | 155       | 18                   | 25                                    | 17               | -                 | 8  | -                                 | 2                                |
| farms.....  | 92 302    | 5 518                | 21 891                                | 19 848           | -                 | 2 043  | -                                 | (D)                              |
| acres.....  |           |                      |                                       |                  |                   |  |                                   |                                  |

See footnotes at end of table.

**Table 53. Summary by Standard Industrial Classification of Farm: 1987—Con.**

[For meaning of abbreviations and symbols, see introductory text]

| Item   | Horticultural specialties (018) | General farms, primarily crop (019) | Livestock, except dairy, poultry, and animal specialties (021) |                                     | Dairy farms (024) | Poultry and eggs (025) | Animal specialties (027) | General farms, primarily livestock and animal specialties (029) |
|--|---------------------------------|-------------------------------------|--|-------------------------------------|-------------------|------------------------|--------------------------|---|
|  |                                 |                                     | Total  | Beef cattle, except feedlots (0212) |                   |                        |                          |   |
| <b>TENURE AND RACE OF OPERATOR</b>                           |                                 |                                     |  |                                     |                   |                        |                          |   |
| All operators .....  | 237                             | 783                                 | 19 441   | 17 939                              | 818               | 1 470                  | 1 233                    | 405   |
| Full owners .....  | 205                             | 534                                 | 14 242   | 13 150                              | 348               | 1 236                  | 912                      | 345   |
| Part owners .....  | 15                              | 212                                 | 4 271  | 3 959                               | 434               | 212                    | 206                      | 51  |
| Tenants .....  | 17                              | 37                                  | 928  | 830                                 | 36                | 22                     | 115                      | 9   |
| White .....  | 234                             | 715                                 | 17 490   | 16 291                              | 776               | 1 441                  | 1 192                    | 343   |
| Full owners .....  | 202                             | 482                                 | 12 681   | 11 822                              | 310               | 1 209                  | 876                      | 290   |
| Part owners .....  | 15                              | 200                                 | 3 996  | 3 725                               | 430               | 210                    | 202                      | 44  |
| Tenants .....  | 17                              | 33                                  | 813  | 744                                 | 36                | 22                     | 114                      | 9   |
| Black and other races .....                                  | 3                               | 68                                  | 1 951  | 1 648                               | 42                | 29                     | 41                       | 62  |
| Full owners .....  | 3                               | 52                                  | 1 561  | 1 328                               | 38                | 27                     | 36                       | 55  |
| Part owners .....  | -                               | 12                                  | 275  | 234                                 | 4                 | 2                      | 4                        | 7   |
| Tenants .....  | -                               | 4                                   | 115  | 86                                  | -                 | -                      | 1                        | -   |
| <b>OWNED AND RENTED LAND</b>                                 |                                 |                                     |  |                                     |                   |                        |                          |   |
| Land owned .....   | 220                             | 747                                 | 18 542   | 17 135                              | 783               | 1 449                  | 1 122                    | 396   |
| acres.....   | 20 512                          | 189 500                             | 3 246 875  | 2 998 817                           | 218 381           | 161 950                | 206 743                  | 119 112   |
| Owned land in farms.....                                     | 220                             | 746                                 | 18 513   | 17 109                              | 782               | 1 448                  | 1 118                    | 396   |
| acres.....   | 18 149                          | 173 413                             | 3 040 898  | 2 809 985                           | 214 568           | 156 882                | 170 949                  | 110 910   |
| Land rented or leased from others .....                      | 32                              | 253                                 | 5 238  | 4 822                               | 473               | 235                    | 326                      | 63  |
| acres.....   | 1 124                           | 97 918                              | 809 112  | 758 555                             | 105 875           | 24 499                 | 65 722                   | 13 353  |
| Rented or leased land in farms .....                         | 32                              | 249                                 | 5 199  | 4 789                               | 470               | 234                    | 321                      | 60  |
| acres.....   | 1 124                           | 93 168                              | 793 441  | 743 660                             | 105 650           | 24 333                 | 57 011                   | 12 967  |
| Land rented or leased to others.....                         | 17                              | 110                                 | 1 583  | 1 464                               | 32                | 56                     | 127                      | 69  |
| acres.....   | 2 383                           | 20 837                              | 221 648  | 203 727                             | 4 038             | 5 234                  | 44 505                   | 8 588   |
| <b>OPERATOR CHARACTERISTICS</b>                              |                                 |                                     |  |                                     |                   |                        |                          |   |
| Operators by place of residence:                             |                                 |                                     |  |                                     |                   |                        |                          |   |
| On farm operated .....                                       | 160                             | 534                                 | 13 538   | 12 499                              | 676               | 1 187                  | 848                      | 239   |
| Not on farm operated .....                                   | 56                              | 167                                 | 3 797  | 3 530                               | 55                | 103                    | 270                      | 85  |
| Not reported .....   | 21                              | 82                                  | 2 106  | 1 910                               | 87                | 180                    | 115                      | 81  |
| Operators by principal occupation:                           |                                 |                                     |  |                                     |                   |                        |                          |   |
| Farming .....  | 104                             | 282                                 | 6 748  | 6 155                               | 690               | 1 070                  | 382                      | 116   |
| Other .....  | 133                             | 501                                 | 12 693   | 11 784                              | 128               | 400                    | 851                      | 289   |
| Operators by days of work off farm:                          |                                 |                                     |  |                                     |                   |                        |                          |   |
| None .....   | 100                             | 250                                 | 6 198  | 5 671                               | 524               | 760                    | 335                      | 169   |
| Any .....  | 128                             | 488                                 | 12 187   | 11 275                              | 214               | 568                    | 862                      | 218   |
| 1 to 99 days .....   | 23                              | 71                                  | 1 411  | 1 282                               | 51                | 110                    | 75                       | 29  |
| 100 to 199 days .....  | 23                              | 70                                  | 1 922  | 1 776                               | 50                | 120                    | 125                      | 18  |
| 200 days or more .....                                       | 82                              | 347                                 | 8 854  | 8 217                               | 113               | 338                    | 662                      | 171   |
| Not reported .....   | 9                               | 45                                  | 1 056  | 993                                 | 80                | 142                    | 36                       | 18  |
| Operators by years on present farm:                          |                                 |                                     |  |                                     |                   |                        |                          |   |
| 2 years or less .....  | 21                              | 41                                  | 742  | 652                                 | 29                | 83                     | 124                      | 16  |
| 3 or 4 years .....   | 27                              | 42                                  | 1 000  | 900                                 | 32                | 86                     | 157                      | 17  |
| 5 to 9 years .....   | 50                              | 94                                  | 2 263  | 2 059                               | 94                | 204                    | 255                      | 24  |
| 10 years or more .....                                       | 103                             | 400                                 | 10 551   | 9 921                               | 464               | 723                    | 474                      | 195   |
| Average years on present farm .....                          | 13.0                            | 19.7                                | 20.7   | 20.9                                | 20.8              | 16.4                   | 12.4                     | 22.8  |
| Not reported .....   | 36                              | 206                                 | 4 885  | 4 407                               | 199               | 374                    | 223                      | 153   |
| Operators by age group:                                      |                                 |                                     |  |                                     |                   |                        |                          |   |
| Under 25 years .....   | 1                               | 4                                   | 135  | 122                                 | 4                 | 13                     | 9                        | 5   |
| 25 to 34 years .....   | 22                              | 66                                  | 1 246  | 1 096                               | 78                | 139                    | 167                      | 13  |
| 35 to 44 years .....   | 55                              | 175                                 | 3 024  | 2 751                               | 197               | 401                    | 350                      | 59  |
| 45 to 49 years .....   | 29                              | 90                                  | 1 901  | 1 739                               | 99                | 181                    | 197                      | 48  |
| 50 to 54 years .....   | 34                              | 84                                  | 2 233  | 2 060                               | 117               | 223                    | 129                      | 41  |
| 55 to 59 years .....   | 40                              | 89                                  | 2 397  | 2 216                               | 108               | 200                    | 131                      | 37  |
| 60 to 64 years .....   | 23                              | 88                                  | 2 676  | 2 506                               | 99                | 171                    | 107                      | 55  |
| 65 to 69 years .....   | 15                              | 68                                  | 2 400  | 2 232                               | 55                | 75                     | 71                       | 53  |
| 70 years and over .....                                      | 18                              | 119                                 | 3 429  | 3 217                               | 61                | 67                     | 72                       | 94  |
| Average age .....  | 50.9                            | 53.4                                | 56.0   | 56.2                                | 50.8              | 49.3                   | 48.3                     | 58.2  |
| Operators by sex:  |                                 |                                     |  |                                     |                   |                        |                          |   |
| Male .....   | 205                             | 728                                 | 18 161   | 16 743                              | 781               | 1 264                  | 1 126                    | 357   |
| Female .....   | 32                              | 55                                  | 1 280  | 1 196                               | 37                | 206                    | 107                      | 48  |
| Operators of Spanish origin (see text) .....                 | -                               | 2                                   | 30   | 26                                  | 1                 | 1                      | 2                        | 1   |
| <b>FARMS BY TYPE OF ORGANIZATION</b>                         |                                 |                                     |  |                                     |                   |                        |                          |   |
| Individual or family (sole proprietorship) .....             | 182                             | 699                                 | 18 196   | 16 811                              | 683               | 1 360                  | 1 053                    | 360   |
| acres.....   | 8 353                           | 169 209                             | 3 259 956  | 3 066 209                           | 247 878           | 158 388                | 132 695                  | 101 364   |
| Partnership .....  | 23                              | 57                                  | 986  | 899                                 | 116               | 67                     | 123                      | 36  |
| acres.....   | 2 213                           | 57 866                              | 317 273  | 288 872                             | 60 002            | 7 346                  | 64 640                   | 19 381  |
| Corporation:   |                                 |                                     |  |                                     |                   |                        |                          |   |
| Family held .....  | 25                              | 14                                  | 156  | 138                                 | 14                | 27                     | 47                       | 4   |
| acres.....   | 8 012                           | 29 769                              | 155 613  | 129 661                             | 8 665             | 11 592                 | 25 894                   | 2 081   |
| More than 10 stockholders .....                              | -                               | 1                                   | 1  | 1                                   | -                 | 5                      | -                        | -   |
| 10 or less stockholders .....                                | 25                              | 13                                  | 155  | 137                                 | 14                | 22                     | 47                       | 4   |
| Other than family held .....                                 | 7                               | 1                                   | 21   | 18                                  | 1                 | 12                     | 7                        | -   |
| acres.....   | 695                             | (D)                                 | 48 108   | 44 402                              | (D)               | 3 508                  | 4 030                    | -   |
| More than 10 stockholders .....                              | -                               | -                                   | 1  | 1                                   | -                 | 4                      | 2                        | -   |
| 10 or less stockholders .....                                | 7                               | 1                                   | 20   | 17                                  | 1                 | 8                      | 5                        | -   |
| Other—cooperative, estate or trust, institutional, etc. .... |                                 |                                     |  |                                     |                   |                        |                          |   |
| farms.....   | -                               | 12                                  | 82   | 73                                  | 4                 | 4                      | 3                        | 5   |
| acres.....   | -                               | (D)                                 | 53 389   | 24 501                              | (D)               | 381                    | 701                      | 1 051   |

See footnotes at end of table.

**Table 53. Summary by Standard Industrial Classification of Farm: 1987—Con.**

[For meaning of abbreviations and symbols, see introductory text]

| Item  | Total     | Cash grains<br>(011) | Field crops, except cash grains (013) |                  |                   |  | Vegetables<br>and melons<br>(016) | Fruits and<br>tree nuts<br>(017) |
|---|-----------|----------------------|---------------------------------------|------------------|-------------------|--|-----------------------------------|----------------------------------|
|   |           |                      | Total                                 | Cotton<br>(0131) | Tobacco<br>(0132) | Sugarcane<br>and sugar beets;<br>Irish potatoes;<br>field crops, except<br>cash grains, n.e.c.<br>(0133, 0134, 0139) |                                   |                                  |
| <b>FARMS BY SIZE</b>  |           |                      |                                       |                  |                   |  |                                   |                                  |
| 1 to 9 acres .....  | 1 387     | 29                   | 33                                    | 28               | -                 | 5  | 35                                | 57                               |
| 10 to 49 acres .....  | 6 240     | 516                  | 438                                   | 177              | -                 | 261  | 168                               | 168                              |
| 50 to 69 acres .....  | 2 748     | 217                  | 231                                   | 88               | -                 | 143  | 46                                | 37                               |
| 70 to 99 acres .....  | 3 942     | 364                  | 320                                   | 125              | -                 | 195  | 50                                | 42                               |
| 100 to 139 acres .....  | 3 943     | 405                  | 371                                   | 179              | -                 | 192  | 43                                | 37                               |
| 140 to 179 acres .....  | 2 873     | 294                  | 282                                   | 150              | -                 | 132  | 27                                | 36                               |
| 180 to 219 acres .....  | 2 061     | 218                  | 241                                   | 126              | -                 | 115  | 7                                 | 15                               |
| 220 to 259 acres .....  | 1 437     | 169                  | 163                                   | 112              | -                 | 51   | 17                                | 18                               |
| 260 to 499 acres .....  | 4 291     | 651                  | 697                                   | 545              | -                 | 152  | 32                                | 28                               |
| 500 to 999 acres .....  | 2 884     | 691                  | 805                                   | 734              | -                 | 71   | 9                                 | 17                               |
| 1,000 to 1,999 acres .....  | 1 445     | 451                  | 557                                   | 536              | -                 | 21   | 1                                 | 5                                |
| 2,000 acres or more .....   | 823       | 269                  | 380                                   | 376              | -                 | 4  | -                                 | -                                |
| <b>FARMS BY STANDARD INDUSTRIAL CLASSIFICATION</b>  |           |                      |                                       |                  |                   |  |                                   |                                  |
| Cash grains (011) .....   | 4 274     | 4 274                | -                                     | -                | -                 | -  | -                                 | -                                |
| Field crops, except cash grains (013) .....   | 4 518     | -                    | 4 518                                 | 3 176            | -                 | 1 342  | -                                 | -                                |
| Cotton (0131) .....   | 3 176     | -                    | 3 176                                 | 3 176            | -                 | -  | -                                 | -                                |
| Tobacco (0132) .....  | -         | -                    | -                                     | -                | -                 | -  | -                                 | -                                |
| Sugarcane and sugar beets; Irish potatoes; field crops, except cash grains, n.e.c. (0133, 0134, 0139) ..... | 1 342     | -                    | 1 342                                 | -                | -                 | 1 342  | -                                 | -                                |
| Vegetables and melons (016) .....   | 435       | -                    | -                                     | -                | -                 | -  | 435                               | -                                |
| Fruits and tree nuts (017) .....  | 460       | -                    | -                                     | -                | -                 | -  | -                                 | 460                              |
| Horticultural specialties (018) .....   | 237       | -                    | -                                     | -                | -                 | -  | -                                 | -                                |
| General farms, primarily crop (019) .....   | 783       | -                    | -                                     | -                | -                 | -  | -                                 | -                                |
| Livestock, except dairy, poultry, and animal specialties (021) .....  | 19 441    | -                    | -                                     | -                | -                 | -  | -                                 | -                                |
| Beef cattle, except feedlots (0212) .....   | 17 939    | -                    | -                                     | -                | -                 | -  | -                                 | -                                |
| Dairy farms (024) .....   | 818       | -                    | -                                     | -                | -                 | -  | -                                 | -                                |
| Poultry and eggs (025) .....  | 1 470     | -                    | -                                     | -                | -                 | -  | -                                 | -                                |
| Animal specialties (027) .....  | 1 233     | -                    | -                                     | -                | -                 | -  | -                                 | -                                |
| General farms, primarily livestock and animal specialties (029) .....                                       | 405       | -                    | -                                     | -                | -                 | -  | -                                 | -                                |
| <b>LIVESTOCK</b>  |           |                      |                                       |                  |                   |  |                                   |                                  |
| Cattle and calves inventory .....   | 22 482    | 948                  | 1 106                                 | 683              | -                 | 423  | 140                               | 52                               |
| number .....  | 1 147 219 | 50 341               | 67 378                                | 56 522           | -                 | 10 856   | 2 931                             | 703                              |
| Farms with—   |           |                      |                                       |                  |                   |  |                                   |                                  |
| 1 to 9 .....  | 3 616     | 229                  | 233                                   | 72               | -                 | 161  | 59                                | 33                               |
| 10 to 49 .....  | 12 936    | 439                  | 507                                   | 307              | -                 | 200  | 69                                | 16                               |
| 50 to 99 .....  | 3 507     | 156                  | 193                                   | 145              | -                 | 48   | 8                                 | 2                                |
| 100 to 199 .....  | 1 603     | 72                   | 107                                   | 97               | -                 | 10   | 2                                 | 1                                |
| 200 to 499 .....  | 648       | 39                   | 51                                    | 47               | -                 | 4  | 2                                 | -                                |
| 500 or more .....   | 172       | 13                   | 15                                    | 15               | -                 | -  | -                                 | -                                |
| Cows and heifers that had calved .....  | 20 011    | 831                  | 998                                   | 655              | -                 | 343  | 115                               | 44                               |
| number .....  | 651 146   | 29 205               | 41 657                                | 35 043           | -                 | 6 614  | 1 321                             | 467                              |
| Beef cows .....   | 19 008    | 803                  | 977                                   | 641              | -                 | 336  | 107                               | 44                               |
| number .....  | 579 312   | 28 838               | 41 494                                | 34 906           | -                 | 6 588  | 1 289                             | 467                              |
| Farms with—   |           |                      |                                       |                  |                   |  |                                   |                                  |
| 1 to 9 .....  | 5 096     | 248                  | 248                                   | 100              | -                 | 148  | 64                                | 30                               |
| 10 to 49 .....  | 11 192    | 393                  | 496                                   | 327              | -                 | 169  | 42                                | 13                               |
| 50 to 99 .....  | 1 817     | 93                   | 140                                   | 131              | -                 | 9  | -                                 | -                                |
| 100 to 199 .....  | 601       | 41                   | 61                                    | 53               | -                 | 8  | 1                                 | 1                                |
| 200 to 499 .....  | 271       | 26                   | 28                                    | 26               | -                 | 2  | -                                 | -                                |
| 500 or more .....   | 31        | 2                    | 4                                     | 4                | -                 | -  | -                                 | -                                |
| Milk cows .....   | 1 643     | 54                   | 43                                    | 27               | -                 | 16   | 18                                | -                                |
| number .....  | 71 834    | 367                  | 163                                   | 137              | -                 | 26   | 32                                | -                                |
| Farms with—   |           |                      |                                       |                  |                   |  |                                   |                                  |
| 1 to 4 .....  | 675       | 37                   | 36                                    | 20               | -                 | 16   | 17                                | -                                |
| 5 to 9 .....  | 111       | 11                   | 4                                     | 4                | -                 | -  | 1                                 | -                                |
| 10 to 49 .....  | 284       | 5                    | 2                                     | 2                | -                 | -  | -                                 | -                                |
| 50 to 99 .....  | 320       | 1                    | 1                                     | 1                | -                 | -  | -                                 | -                                |
| 100 to 199 .....  | 216       | -                    | -                                     | -                | -                 | -  | -                                 | -                                |
| 200 to 499 .....  | 33        | -                    | -                                     | -                | -                 | -  | -                                 | -                                |
| 500 or more .....   | 4         | -                    | -                                     | -                | -                 | -  | -                                 | -                                |
| Heifers and heifer calves .....   | 17 339    | 690                  | 828                                   | 531              | -                 | 297  | 104                               | 29                               |
| number .....  | 262 880   | 10 701               | 13 440                                | 11 143           | -                 | 2 297  | 766                               | 131                              |
| Steers, steer calves, bulls, and bull calves .....  | 18 816    | 762                  | 895                                   | 575              | -                 | 320  | 108                               | 36                               |
| number .....  | 233 193   | 10 435               | 12 281                                | 10 336           | -                 | 1 945  | 844                               | 105                              |
| Cattle and calves sold .....  | 22 087    | 827                  | 1 000                                 | 652              | -                 | 348  | 99                                | 26                               |
| number .....  | 638 685   | 22 967               | 30 147                                | 26 247           | -                 | 3 900  | 1 303                             | 325                              |
| \$1,000 .....   | 212 736   | 7 425                | 9 352                                 | 8 390            | -                 | 961  | 360                               | 93                               |
| Calves .....  | 18 975    | 667                  | 850                                   | 552              | -                 | 298  | 75                                | 22                               |
| number .....  | 346 803   | 12 229               | 18 808                                | 15 891           | -                 | 2 917  | 902                               | 272                              |
| \$1,000 .....   | 90 737    | 3 157                | 4 823                                 | 4 180            | -                 | 643  | 224                               | 74                               |
| Cattle .....  | 13 533    | 465                  | 552                                   | 382              | -                 | 170  | 54                                | 8                                |
| number .....  | 291 882   | 10 738               | 11 339                                | 10 356           | -                 | 983  | 401                               | 53                               |
| \$1,000 .....   | 121 999   | 4 267                | 4 528                                 | 4 210            | -                 | 318  | 136                               | 19                               |
| Fattened on grain and concentrates .....  | 1 021     | 30                   | 39                                    | 29               | -                 | 10   | 10                                | -                                |
| number .....  | 28 127    | 1 070                | 997                                   | 867              | -                 | 130  | 64                                | -                                |
| \$1,000 .....   | 13 567    | 495                  | 425                                   | 388              | -                 | 37   | 24                                | -                                |

See footnotes at end of table.

Table 53. Summary by Standard Industrial Classification of Farm: 1987—Con.

[For meaning of abbreviations and symbols, see introductory text]

| Item  |                                 |                                     | Livestock, except dairy, poultry, and animal specialties (021) |                                     | Dairy farms (024) | Poultry and eggs (025) | Animal specialties (027) | General farms, primarily livestock and animal specialties (029) |
|---|---------------------------------|-------------------------------------|--|-------------------------------------|-------------------|------------------------|--------------------------|---|
|   | Horticultural specialties (018) | General farms, primarily crop (019) | Total  | Beef cattle, except feedlots (0212) |                   |                        |                          |   |
| <b>FARMS BY SIZE</b>  |                                 |                                     |  |                                     |                   |                        |                          |   |
| 1 to 9 acres .....  | 85                              | 13                                  | 804  | 603                                 | 11                | 136                    | 170                      | 14  |
| 10 to 49 acres .....  | 86                              | 160                                 | 3 817  | 3 390                               | 22                | 412                    | 395                      | 58  |
| 50 to 69 acres .....  | 13                              | 76                                  | 1 835  | 1 704                               | 21                | 164                    | 96                       | 12  |
| 70 to 99 acres .....  | 15                              | 97                                  | 2 689  | 2 525                               | 37                | 202                    | 112                      | 14  |
| 100 to 139 acres .....  | 14                              | 84                                  | 2 556  | 2 397                               | 72                | 206                    | 105                      | 50  |
| 140 to 179 acres .....  | 9                               | 72                                  | 1 883  | 1 791                               | 60                | 83                     | 74                       | 53  |
| 180 to 219 acres .....  | 2                               | 43                                  | 1 308  | 1 251                               | 67                | 82                     | 48                       | 32  |
| 220 to 259 acres .....  | 2                               | 27                                  | 869  | 827                                 | 69                | 39                     | 30                       | 34  |
| 260 to 499 acres .....  | 8                               | 96                                  | 2 238  | 2 111                               | 269               | 93                     | 108                      | 71  |
| 500 to 999 acres .....  | 4                               | 52                                  | 1 023  | 967                                 | 142               | 44                     | 54                       | 43  |
| 1,000 to 1,999 acres .....  | —                               | 36                                  | 297  | 265                                 | 42                | 6                      | 28                       | 22  |
| 2,000 acres or more .....   | 1                               | 27                                  | 122  | 108                                 | 6                 | 3                      | 13                       | 2   |
| <b>FARMS BY STANDARD INDUSTRIAL CLASSIFICATION</b>  |                                 |                                     |  |                                     |                   |                        |                          |   |
| Cash grains (011) .....   | —                               | —                                   | —  | —                                   | —                 | —                      | —                        | —   |
| Field crops, except cash grains (013) .....   | —                               | —                                   | —  | —                                   | —                 | —                      | —                        | —   |
| Cotton (0131) .....   | —                               | —                                   | —  | —                                   | —                 | —                      | —                        | —   |
| Tobacco (0132) .....  | —                               | —                                   | —  | —                                   | —                 | —                      | —                        | —   |
| Sugarcane and sugar beets; Irish potatoes; field crops, except cash grains, n.e.c. (0133, 0134, 0139) ..... | —                               | —                                   | —  | —                                   | —                 | —                      | —                        | —   |
| Vegetables and melons (016) .....   | —                               | —                                   | —  | —                                   | —                 | —                      | —                        | —   |
| Fruits and tree nuts (017) .....  | —                               | —                                   | —  | —                                   | —                 | —                      | —                        | —   |
| Horticultural specialties (018) .....   | 237                             | —                                   | —  | —                                   | —                 | —                      | —                        | —   |
| General farms, primarily crop (019) .....   | —                               | 783                                 | —  | —                                   | —                 | —                      | —                        | —   |
| Livestock, except dairy, poultry, and animal specialties (021) .....  | —                               | —                                   | 19 441   | 17 939                              | —                 | —                      | —                        | —   |
| Beef cattle, except feedlots (0212) .....   | —                               | —                                   | 17 939   | 17 939                              | —                 | —                      | —                        | —   |
| Dairy farms (024) .....   | —                               | —                                   | —  | —                                   | 818               | —                      | —                        | —   |
| Poultry and eggs (025) .....  | —                               | —                                   | —  | —                                   | —                 | 1 470                  | —                        | —   |
| Animal specialties (027) .....  | —                               | —                                   | —  | —                                   | —                 | —                      | 1 233                    | —   |
| General farms, primarily livestock and animal specialties (029) .....                                       | —                               | —                                   | —  | —                                   | —                 | —                      | —                        | 405   |
| <b>LIVESTOCK</b>  |                                 |                                     |  |                                     |                   |                        |                          |   |
| Cattle and calves inventory .....   | 24                              | 319                                 | 18 070   | 17 094                              | 813               | 751                    | 135                      | 124   |
| number .....  | 864                             | 19 179                              | 842 506  | 794 795                             | 116 723           | 40 678                 | 2 135                    | 3 781   |
| Farms with—   |                                 |                                     |  |                                     |                   |                        |                          |   |
| 1 to 9 .....  | 11                              | 140                                 | 2 632  | 2 395                               | 22                | 81                     | 93                       | 83  |
| 10 to 49 .....  | 8                               | 96                                  | 11 214   | 10 669                              | 136               | 393                    | 36                       | 22  |
| 50 to 99 .....  | 2                               | 38                                  | 2 726  | 2 614                               | 173               | 198                    | 1                        | 10  |
| 100 to 199 .....  | 3                               | 26                                  | 1 019  | 976                                 | 299               | 64                     | 4                        | 6   |
| 200 to 499 .....  | —                               | 12                                  | 361  | 335                                 | 168               | 12                     | 1                        | 2   |
| 500 or more .....   | —                               | 7                                   | 118  | 105                                 | 15                | 3                      | —                        | 1   |
| Cows and heifers that had calved .....  | 21                              | 274                                 | 16 028   | 15 206                              | 810               | 687                    | 97                       | 106   |
| number .....  | 493                             | 11 510                              | 466 132  | 440 870                             | 73 063            | 23 993                 | 1 070                    | 2 235   |
| Beef cows .....   | 19                              | 268                                 | 15 819   | 15 032                              | 148               | 672                    | 90                       | 61  |
| number .....  | 488                             | 10 765                              | 463 906  | 438 877                             | 6 032             | 23 568                 | 1 045                    | 1 420   |
| Farms with—   |                                 |                                     |  |                                     |                   |                        |                          |   |
| 1 to 9 .....  | 7                               | 130                                 | 4 114  | 3 833                               | 41                | 113                    | 63                       | 38  |
| 10 to 49 .....  | 9                               | 85                                  | 9 617  | 9 212                               | 68                | 431                    | 23                       | 15  |
| 50 to 99 .....  | 2                               | 28                                  | 1 421  | 1 365                               | 22                | 106                    | —                        | 5   |
| 100 to 199 .....  | 1                               | 11                                  | 453  | 431                                 | 12                | 14                     | 4                        | 2   |
| 200 to 499 .....  | —                               | 12                                  | 193  | 172                                 | 5                 | 6                      | —                        | 1   |
| 500 or more .....   | —                               | 2                                   | 21   | 19                                  | —                 | 2                      | —                        | —   |
| Milk cows .....   | 3                               | 16                                  | 602  | 524                                 | 805               | 28                     | 14                       | 60  |
| number .....  | 5                               | 745                                 | 2 226  | 1 993                               | 67 031            | 425                    | 25                       | 815   |
| Farms with—   |                                 |                                     |  |                                     |                   |                        |                          |   |
| 1 to 4 .....  | 3                               | 9                                   | 485  | 420                                 | 12                | 18                     | 14                       | 44  |
| 5 to 9 .....  | —                               | —                                   | 75   | 66                                  | 16                | 2                      | —                        | 2   |
| 10 to 49 .....  | —                               | 4                                   | 39   | 35                                  | 219               | 5                      | —                        | 10  |
| 50 to 99 .....  | —                               | 2                                   | 3  | 3                                   | 309               | 2                      | —                        | 2   |
| 100 to 199 .....  | —                               | —                                   | —  | —                                   | 214               | 1                      | —                        | 1   |
| 200 to 499 .....  | —                               | —                                   | —  | —                                   | 32                | —                      | —                        | 1   |
| 500 or more .....   | —                               | 1                                   | —  | —                                   | 3                 | —                      | —                        | —   |
| Heifers and heifer calves .....   | 18                              | 250                                 | 13 951   | 13 231                              | 711               | 594                    | 79                       | 85  |
| number .....  | 151                             | 4 115                               | 184 912  | 174 815                             | 37 567            | 9 819                  | 487                      | 791   |
| Steers, steer calves, bulls, and bull calves .....  | 16                              | 264                                 | 15 349   | 14 533                              | 544               | 662                    | 95                       | 85  |
| number .....  | 220                             | 3 554                               | 191 462  | 179 110                             | 6 093             | 6 866                  | 578                      | 755   |
| Cattle and calves sold .....  | 22                              | 208                                 | 18 266   | 17 344                              | 799               | 725                    | 66                       | 49  |
| number .....  | 355                             | 9 929                               | 512 918  | 481 090                             | 35 514            | 21 913                 | 725                      | 2 589   |
| \$1,000 .....   | 100                             | 3 216                               | 173 473  | 160 079                             | 9 945             | 7 530                  | 228                      | 1 015   |
| Calves .....  | 16                              | 179                                 | 15 797   | 15 243                              | 642               | 640                    | 50                       | 37  |
| number .....  | 218                             | 5 067                               | 277 201  | 269 574                             | 18 382            | 12 719                 | 455                      | 550   |
| \$1,000 .....   | 54                              | 1 338                               | 74 817   | 72 775                              | 2 635             | 3 343                  | 127                      | 144   |
| Cattle .....  | 15                              | 137                                 | 11 198   | 10 464                              | 632               | 395                    | 43                       | 34  |
| number .....  | 137                             | 4 862                               | 235 717  | 211 516                             | 17 132            | 9 194                  | 270                      | 2 039   |
| \$1,000 .....   | 46                              | 1 877                               | 98 656   | 87 304                              | 7 311             | 4 187                  | 101                      | 870   |
| Fattened on grain and concentrates .....  | 1                               | 11                                  | 865  | 305                                 | 36                | 24                     | 2                        | 3   |
| number .....  | (D)                             | 594                                 | 20 791   | 3 227                               | 1 227             | 3 362                  | (D)                      | 10  |
| \$1,000 .....   | (D)                             | 358                                 | 9 796  | 1 204                               | 510               | 1 951                  | (D)                      | 5   |

See footnotes at end of table.

**Table 53. Summary by Standard Industrial Classification of Farm: 1987—Con.**

[For meaning of abbreviations and symbols, see introductory text]

| Item   | Total       | Cash grains<br>(011) | Field crops, except cash grains (013) |                  |                   |  | Vegetables<br>and melons<br>(016) | Fruits and<br>tree nuts<br>(017) |
|--|-------------|----------------------|---------------------------------------|------------------|-------------------|--|-----------------------------------|----------------------------------|
|  |             |                      | Total                                 | Cotton<br>(0131) | Tobacco<br>(0132) | Sugarcane<br>and sugar beets;<br>Irish potatoes;<br>field crops, except<br>cash grains, n.e.c.<br>(0133, 0134, 0139) |                                   |                                  |
| <b>LIVESTOCK—Con.</b>  |             |                      |                                       |                  |                   |  |                                   |                                  |
| Hogs and pigs inventory..... farms...                          | 2 237       | 202                  | 140                                   | 102              | -                 | 38   | 32                                | 2                                |
| ..... number...  | 179 063     | 7 931                | 6 491                                 | 6 143            | -                 | 348  | 189                               | (D)                              |
| Farms with—  |             |                      |                                       |                  |                   |  |                                   |                                  |
| 1 to 24 .....  | 1 592       | 142                  | 98                                    | 62               | -                 | 36   | 31                                | 2                                |
| 25 to 49 .....   | 189         | 24                   | 14                                    | 13               | -                 | 1  | 1                                 | -                                |
| 50 to 99 .....   | 171         | 14                   | 12                                    | 12               | -                 | -  | -                                 | -                                |
| 100 to 199 .....   | 108         | 9                    | 6                                     | 5                | -                 | 1  | -                                 | -                                |
| 200 to 499 .....   | 102         | 12                   | 7                                     | 7                | -                 | -  | -                                 | -                                |
| 500 or more .....  | 75          | 1                    | 3                                     | 3                | -                 | -  | -                                 | -                                |
| Used or to be used for breeding .. farms...                    | 1 306       | 98                   | 70                                    | 59               | -                 | 11   | 16                                | -                                |
| ..... number...  | 23 473      | 991                  | 553                                   | 497              | -                 | 56   | (D)                               | -                                |
| Other .. farms...  | 2 034       | 185                  | 128                                   | 94               | -                 | 34   | 27                                | 2                                |
| ..... number...  | 155 590     | 6 940                | 5 938                                 | 5 646            | -                 | 292  | (D)                               | (D)                              |
| Hogs and pigs sold .. farms...                                 | 1 622       | 138                  | 81                                    | 74               | -                 | 7  | 13                                | 1                                |
| ..... number...  | 284 630     | 9 951                | 7 092                                 | 6 929            | -                 | 163  | (D)                               | (D)                              |
| ..... \$1,000...   | 28 011      | 1 068                | 678                                   | 671              | -                 | 7  | (D)                               | (D)                              |
| Feeder pigs .. farms...  | 401         | 17                   | 17                                    | 12               | -                 | 5  | 5                                 | -                                |
| ..... number...  | 46 906      | 498                  | 892                                   | (D)              | -                 | (D)  | 132                               | -                                |
| ..... \$1,000...   | 1 808       | 19                   | 36                                    | (D)              | -                 | (D)  | 4                                 | -                                |
| Litters of pigs farrowed between—                              |             |                      |                                       |                  |                   |  |                                   |                                  |
| Dec. 1 of preceding year and Nov. 30 .. farms...               | 1 358       | 101                  | 77                                    | 64               | -                 | 13   | 16                                | -                                |
| ..... number...  | 33 653      | 1 155                | 619                                   | 583              | -                 | 56   | 44                                | -                                |
| Dec. 1 and May 31 .. farms...                                  | 1 231       | 88                   | 89                                    | 59               | -                 | 10   | 14                                | -                                |
| ..... number...  | 16 856      | 541                  | 319                                   | 302              | -                 | 17   | (D)                               | -                                |
| June 1 and Nov. 30 .. farms...                                 | 1 079       | 76                   | 50                                    | 41               | -                 | 9  | 11                                | -                                |
| ..... number...  | 16 797      | 614                  | 300                                   | 261              | -                 | 39   | (D)                               | -                                |
| Sheep and lambs of all ages inventory .. farms...              | 218         | 8                    | 12                                    | 4                | -                 | 8  | 1                                 | 4                                |
| ..... number...  | 5 395       | 135                  | 79                                    | 24               | -                 | 55   | (D)                               | 608                              |
| Ewes 1 year old or older .. farms...                           | 166         | 4                    | 9                                     | 3                | -                 | 6  | 1                                 | 4                                |
| ..... number...  | 3 262       | 72                   | 51                                    | (D)              | -                 | (D)  | (D)                               | 445                              |
| Sheep and lambs sold .. farms...                               | 153         | 5                    | 5                                     | 2                | -                 | 3  | -                                 | 3                                |
| ..... number...  | 2 597       | 49                   | 29                                    | (D)              | -                 | (D)  | -                                 | 155                              |
| Sheep and lambs shorn .. farms...                              | 148         | 4                    | 7                                     | 2                | -                 | 5  | -                                 | 4                                |
| ..... number...  | 4 128       | 91                   | 83                                    | (D)              | -                 | (D)  | -                                 | 552                              |
| ..... pounds of wool...  | 23 183      | 659                  | 482                                   | (D)              | -                 | (D)  | -                                 | 4 127                            |
| Horses and ponies inventory .. farms...                        | 6 256       | 361                  | 541                                   | 231              | -                 | 310  | 60                                | 46                               |
| ..... number...  | 28 179      | 1 263                | 2 220                                 | 885              | -                 | 1 335  | 166                               | 148                              |
| Horses and ponies sold .. farms...                             | 991         | 29                   | 57                                    | 19               | -                 | 38   | 4                                 | 1                                |
| ..... number...  | 3 208       | 85                   | 118                                   | 59               | -                 | 59   | (D)                               | (D)                              |
| Goats inventory .. farms...                                    | 527         | 26                   | 39                                    | 6                | -                 | 33   | 10                                | 6                                |
| ..... number...  | 5 323       | 143                  | 201                                   | 18               | -                 | 183  | 98                                | 115                              |
| Goats sold .. farms...   | 134         | 2                    | 5                                     | 1                | -                 | 4  | 4                                 | -                                |
| ..... number...  | 1 447       | (D)                  | 29                                    | (D)              | -                 | (D)  | (D)                               | -                                |
| <b>POULTRY</b>   |             |                      |                                       |                  |                   |  |                                   |                                  |
| Chickens 3 months old or older inventory .. farms...           | 2 550       | 163                  | 146                                   | 72               | -                 | 74   | 43                                | 21                               |
| ..... number...  | 7 027 574   | 3 324                | 2 495                                 | 1 164            | -                 | 1 331  | 980                               | 363                              |
| Farms with—  |             |                      |                                       |                  |                   |  |                                   |                                  |
| 1 to 399 .....   | 2 327       | 162                  | 146                                   | 72               | -                 | 74   | 43                                | 21                               |
| 400 to 3,199 .....   | 8           | 1                    | -                                     | -                | -                 | -  | -                                 | -                                |
| 3,200 to 9,999 .....   | 60          | -                    | -                                     | -                | -                 | -  | -                                 | -                                |
| 10,000 to 19,999 .....   | 96          | -                    | -                                     | -                | -                 | -  | -                                 | -                                |
| 20,000 to 49,999 .....   | 40          | -                    | -                                     | -                | -                 | -  | -                                 | -                                |
| 50,000 to 99,999 .....   | 12          | -                    | -                                     | -                | -                 | -  | -                                 | -                                |
| 100,000 or more .....  | 7           | -                    | -                                     | -                | -                 | -  | -                                 | -                                |
| Hens and pullets of laying age .. farms...                     | 2 493       | 162                  | 143                                   | 71               | -                 | 72   | 43                                | 19                               |
| ..... number...  | 5 883 378   | 3 023                | 2 209                                 | 1 019            | -                 | 1 190  | 805                               | 304                              |
| Pullets 3 months old or older not of<br>laying age .. farms... | 503         | 22                   | 20                                    | 12               | -                 | 8  | 10                                | 5                                |
| ..... number...  | 1 144 196   | 301                  | 286                                   | 145              | -                 | 141  | 175                               | 59                               |
| Hens and pullets sold .. farms...                              | 370         | 10                   | 8                                     | 3                | -                 | 5  | 1                                 | -                                |
| ..... number...  | 7 025 428   | 320                  | 71                                    | 30               | -                 | 41   | (D)                               | -                                |
| Broilers and other meat-type chickens<br>sold .. farms...      | 1 129       | 2                    | -                                     | -                | -                 | -  | 1                                 | -                                |
| ..... number...  | 276 652 292 | (D)                  | -                                     | -                | -                 | -  | (D)                               | -                                |
| Farms with—  |             |                      |                                       |                  |                   |  |                                   |                                  |
| 1 to 1,999 .....   | 20          | 2                    | -                                     | -                | -                 | -  | 1                                 | -                                |
| 2,000 to 59,999 .....  | 71          | -                    | -                                     | -                | -                 | -  | -                                 | -                                |
| 60,000 to 99,999 .....   | 91          | -                    | -                                     | -                | -                 | -  | -                                 | -                                |
| 100,000 or more .....  | 947         | -                    | -                                     | -                | -                 | -  | -                                 | -                                |
| Turkey hens kept for breeding .. farms...                      | 181         | 10                   | 8                                     | 6                | -                 | 2  | 2                                 | -                                |
| ..... number...  | 992         | 32                   | 18                                    | (D)              | -                 | (D)  | (D)                               | -                                |
| Turkeys sold .. farms...                                       | 19          | -                    | -                                     | -                | -                 | -  | 1                                 | 1                                |
| ..... number...  | 172         | -                    | -                                     | -                | -                 | -  | (D)                               | (D)                              |

See footnotes at end of table.

**Table 53. Summary by Standard Industrial Classification of Farm: 1987—Con.**

[For meaning of abbreviations and symbols, see introductory text]

| Item   | Horticultural specialties (018) | General farms, primarily crop (019) | Livestock, except dairy, poultry, and animal specialties (021) |                                     | Dairy farms (024) | Poultry and eggs (025) | Animal specialties (027) | General farms, primarily livestock and animal specialties (029) |
|--|---------------------------------|-------------------------------------|--|-------------------------------------|-------------------|------------------------|--------------------------|---|
|  |                                 |                                     | Total  | Beef cattle, except feedlots (0212) |                   |                        |                          |   |
| <b>LIVESTOCK—Con.</b>  |                                 |                                     |  |                                     |                   |                        |                          |   |
| Hogs and pigs inventory..... farms..                         | 3                               | 53                                  | 1 617  | 722                                 | 47                | 57                     | 23                       | 61  |
| ..... number..   | (D)                             | 4 912                               | 151 535  | 9 459                               | 3 369             | 2 734                  | 928                      | 945   |
| Farms with—  |                                 |                                     |  |                                     |                   |                        |                          |   |
| 1 to 24.....   | 3                               | 37                                  | 1 123  | 646                                 | 36                | 42                     | 21                       | 57  |
| 25 to 49.....  | -                               | 4                                   | 137  | 35                                  | 4                 | 5                      | -                        | -   |
| 50 to 99.....  | -                               | 2                                   | 137  | 27                                  | 1                 | 4                      | 1                        | -   |
| 100 to 199.....  | -                               | 6                                   | 80   | 9                                   | 2                 | 2                      | -                        | 3   |
| 200 to 499.....  | -                               | 2                                   | 74   | 3                                   | 3                 | 3                      | -                        | 1   |
| 500 or more.....   | -                               | 2                                   | 66   | 2                                   | 1                 | 1                      | 1                        | -   |
| Used or to be used for breeding..... farms..                 | 2                               | 20                                  | 1 009  | 329                                 | 20                | 40                     | 4                        | 27  |
| ..... number..   | (D)                             | 602                                 | 20 430   | 1 653                               | 316               | 295                    | 92                       | 143   |
| Other..... farms..   | 3                               | 52                                  | 1 463  | 664                                 | 44                | 49                     | 23                       | 58  |
| ..... number..   | 8                               | 4 310                               | 131 105  | 7 806                               | 3 053             | 2 439                  | 836                      | 802   |
| Hogs and pigs sold..... farms..                              | 1                               | 29                                  | 1 264  | 380                                 | 33                | 45                     | 9                        | 8   |
| ..... number..   | (D)                             | 6 595                               | 247 761  | 9 073                               | 4 480             | 5 484                  | 1 940                    | 1 055   |
| ..... \$1,000..  | (D)                             | 695                                 | 24 294   | 759                                 | 408               | 530                    | 196                      | (D)   |
| Feeder pigs..... farms..                                     | -                               | 5                                   | 328  | 115                                 | 6                 | 20                     | 2                        | 1   |
| ..... number..   | -                               | 219                                 | 42 952   | 3 405                               | 916               | 1 175                  | (D)                      | (D)   |
| ..... \$1,000..  | -                               | 6                                   | 1 674  | 121                                 | 28                | 36                     | (D)                      | (D)   |
| Litters of pigs farrowed between—                            |                                 |                                     |  |                                     |                   |                        |                          |   |
| Dec. 1 of preceding year and Nov. 30..... farms..            | 2                               | 20                                  | 1 046  | 344                                 | 21                | 44                     | 4                        | 27  |
| ..... number..   | (D)                             | 787                                 | 29 768   | 1 578                               | 664               | 383                    | (D)                      | 102   |
| Dec. 1 and May 31..... farms..                               | 2                               | 20                                  | 957  | 299                                 | 13                | 41                     | 4                        | 23  |
| ..... number..   | (D)                             | 399                                 | 14 893   | 794                                 | 344               | 215                    | (D)                      | 50  |
| June 1 and Nov. 30..... farms..                              | -                               | 17                                  | 857  | 233                                 | 18                | 31                     | 1                        | 18  |
| ..... number..   | -                               | 388                                 | 14 875   | 784                                 | 320               | 168                    | (D)                      | 52  |
| Sheep and lambs of all ages inventory..... farms..           | -                               | 2                                   | 170  | 107                                 | 5                 | 10                     | 4                        | 2   |
| ..... number..   | -                               | (D)                                 | 4 229  | 1 947                               | 143               | 86                     | 38                       | (D)   |
| Ewes 1 year old or older..... farms..                        | -                               | -                                   | 132  | 73                                  | 5                 | 6                      | 4                        | 1   |
| ..... number..   | -                               | -                                   | 2 486  | 1 185                               | 113               | 52                     | (D)                      | (D)   |
| Sheep and lambs sold..... farms..                            | -                               | 1                                   | 131  | 76                                  | 3                 | 2                      | 2                        | 1   |
| ..... number..   | -                               | (D)                                 | 2 236  | 973                                 | 65                | (D)                    | (D)                      | (D)   |
| Sheep and lambs shorn..... farms..                           | -                               | -                                   | 120  | 69                                  | 5                 | 5                      | 2                        | 1   |
| ..... number..   | -                               | -                                   | 3 206  | 1 420                               | 86                | 75                     | (D)                      | (D)   |
| ..... pounds of wool..                                       | -                               | -                                   | 16 619   | 7 593                               | 377               | 547                    | (D)                      | (D)   |
| Horses and ponies inventory..... farms..                     | 19                              | 193                                 | 3 828  | 3 531                               | 123               | 177                    | 831                      | 77  |
| ..... number..   | 57                              | 1 051                               | 12 825   | 11 646                              | 504               | 789                    | 8 873                    | 283   |
| Horses and ponies sold..... farms..                          | 3                               | 12                                  | 389  | 352                                 | 14                | 16                     | 453                      | 13  |
| ..... number..   | 8                               | 53                                  | 1 136  | 1 012                               | 45                | 48                     | 1 657                    | 51  |
| Goats inventory..... farms..                                 | 4                               | 8                                   | 372  | 291                                 | 8                 | 21                     | 29                       | 4   |
| ..... number..   | 25                              | 49                                  | 4 154  | 2 772                               | 39                | 200                    | 288                      | 11  |
| Goats sold..... farms..                                      | -                               | -                                   | 111  | 76                                  | 3                 | 6                      | 3                        | -   |
| ..... number..   | -                               | -                                   | 1 277  | 775                                 | 26                | 44                     | 43                       | -   |
| <b>POULTRY</b>   |                                 |                                     |  |                                     |                   |                        |                          |   |
| Chickens 3 months old or older inventory..... farms..        | 8                               | 45                                  | 1 661  | 1 425                               | 46                | 286                    | 66                       | 65  |
| ..... number..   | 208                             | 750                                 | 31 360   | 26 523                              | 2 037             | 6 981 942              | 1 191                    | 2 924   |
| Farms with—  |                                 |                                     |  |                                     |                   |                        |                          |   |
| 1 to 399.....  | 8                               | 45                                  | 1 661  | 1 425                               | 45                | 66                     | 66                       | 64  |
| 400 to 3,199.....  | -                               | -                                   | -  | -                                   | 1                 | 5                      | -                        | 1   |
| 3,200 to 9,999.....  | -                               | -                                   | -  | -                                   | -                 | 60                     | -                        | -   |
| 10,000 to 19,999.....  | -                               | -                                   | -  | -                                   | -                 | 96                     | -                        | -   |
| 20,000 to 49,999.....  | -                               | -                                   | -  | -                                   | -                 | 40                     | -                        | -   |
| 50,000 to 99,999.....  | -                               | -                                   | -  | -                                   | -                 | 12                     | -                        | -   |
| 100,000 or more.....   | -                               | -                                   | -  | -                                   | -                 | 7                      | -                        | -   |
| Hens and pullets of laying age..... farms..                  | 8                               | 45                                  | 1 647  | 1 412                               | 44                | 252                    | 66                       | 64  |
| ..... number..   | 208                             | 680                                 | 27 739   | 23 543                              | 1 904             | 5 842 847              | 1 105                    | 2 554   |
| Pullets 3 months old or older not of laying age..... farms.. | -                               | 7                                   | 330  | 273                                 | 12                | 64                     | 11                       | 22  |
| ..... number..   | -                               | 70                                  | 3 621  | 2 980                               | 133               | 1 139 095              | 86                       | 370   |
| Hens and pullets sold..... farms..                           | -                               | 1                                   | 72   | 58                                  | 1                 | 271                    | 2                        | 4   |
| ..... number..   | -                               | (D)                                 | 44 862   | 44 529                              | (D)               | 6 979 617              | (D)                      | 328   |
| Broilers and other meat-type chickens sold..... farms..      | 1                               | 1                                   | 13   | 10                                  | 2                 | 1 105                  | -                        | 4   |
| ..... number..   | (D)                             | (D)                                 | 337 754  | 317 709                             | (D)               | 275 764 511            | -                        | 199 020   |
| Farms with—  |                                 |                                     |  |                                     |                   |                        |                          |   |
| 1 to 1,999.....  | 1                               | -                                   | 10   | 8                                   | 1                 | 4                      | -                        | 1   |
| 2,000 to 59,999.....   | -                               | -                                   | 2  | 1                                   | -                 | 67                     | -                        | 2   |
| 60,000 to 99,999.....  | -                               | -                                   | -  | -                                   | -                 | 90                     | -                        | 1   |
| 100,000 or more.....   | -                               | 1                                   | 1  | 1                                   | 1                 | 944                    | -                        | -   |
| Turkey hens kept for breeding..... farms..                   | 1                               | 2                                   | 135  | 107                                 | 5                 | 4                      | 13                       | 1   |
| ..... number..   | (D)                             | (D)                                 | 808  | 658                                 | 12                | 34                     | 34                       | (D)   |
| Turkeys sold..... farms..                                    | -                               | -                                   | 10   | 6                                   | -                 | 6                      | 1                        | -   |
| ..... number..   | -                               | -                                   | 65   | 48                                  | -                 | 62                     | (D)                      | -   |

See footnotes at end of table.

Table 53. Summary by Standard Industrial Classification of Farm: 1987—Con.

[For meaning of abbreviations and symbols, see introductory text]

| Item                          | Total      | Cash grains<br>(011) | Field crops, except cash grains (013) |                  |                   |  | Vegetables<br>and melons<br>(016) | Fruits and<br>tree nuts<br>(017) |
|-------------------------------|------------|----------------------|---------------------------------------|------------------|-------------------|--|-----------------------------------|----------------------------------|
|                               |            |                      | Total                                 | Cotton<br>(0131) | Tobacco<br>(0132) | Sugarcane<br>and sugar beets;<br>Irish potatoes;<br>field crops, except<br>cash grains, n.e.c.<br>(0133, 0134, 0139) |                                   |                                  |
| <b>CROPS HARVESTED</b>        |            |                      |                                       |                  |                   |  |                                   |                                  |
| Corn for grain or seed        | 4 020      | 1 059                | 505                                   | 412              | -                 | 93   | 94                                | 13                               |
| farms...                      | 120 361    | 61 469               | 20 062                                | 18 940           | -                 | 1 122  | 795                               | 52                               |
| acres...                      | 9 369 093  | 4 989 779            | 1 788 525                             | 1 734 215        | -                 | 54 310   | 42 933                            | 1 416                            |
| bushels...                    | 73         | 31                   | 7                                     | 6                | -                 | 1  | -                                 | -                                |
| Irrigated farms...            | 4 626      | 3 429                | 554                                   | (D)              | -                 | (D)  | -                                 | -                                |
| acres...                      |            |                      |                                       |                  |                   |  |                                   |                                  |
| Farms by acres harvested:     |            |                      |                                       |                  |                   |  |                                   |                                  |
| 1 to 24 acres                 | 3 082      | 636                  | 332                                   | 248              | -                 | 84   | 88                                | 13                               |
| 25 to 99 acres                | 646        | 261                  | 115                                   | 107              | -                 | 8  | 5                                 | -                                |
| 100 to 249 acres              | 208        | 105                  | 47                                    | 46               | -                 | 1  | 1                                 | -                                |
| 250 to 499 acres              | 62         | 41                   | 7                                     | 7                | -                 | -  | -                                 | -                                |
| 500 acres or more             | 22         | 16                   | 4                                     | 4                | -                 | -  | -                                 | -                                |
| Corn for silage or green chop | 603        | 47                   | 79                                    | 50               | -                 | 29   | 3                                 | 2                                |
| farms...                      | 39 441     | 2 030                | 2 428                                 | 1 890            | -                 | 538  | (D)                               | (D)                              |
| acres...                      | 498 102    | 23 654               | 30 912                                | 24 965           | -                 | 5 947  | 208                               | (D)                              |
| tons, green...                | 19         | 1                    | 3                                     | 2                | -                 | 1  | 1                                 | (D)                              |
| Irrigated farms...            | 1 347      | (D)                  | 86                                    | (D)              | -                 | (D)  | (D)                               | -                                |
| acres...                      |            |                      |                                       |                  |                   |  |                                   |                                  |
| Farms by acres harvested:     |            |                      |                                       |                  |                   |  |                                   |                                  |
| 1 to 24 acres                 | 218        | 14                   | 40                                    | 22               | -                 | 18   | 3                                 | 2                                |
| 25 to 99 acres                | 265        | 30                   | 34                                    | 24               | -                 | 10   | -                                 | -                                |
| 100 to 249 acres              | 97         | 3                    | 5                                     | 4                | -                 | 1  | -                                 | -                                |
| 250 to 499 acres              | 15         | -                    | -                                     | -                | -                 | -  | -                                 | -                                |
| 500 acres or more             | 8          | -                    | -                                     | -                | -                 | -  | -                                 | -                                |
| Sorghum for grain or seed     | 1 414      | 646                  | 555                                   | 545              | -                 | 10   | -                                 | 2                                |
| farms...                      | 111 250    | 54 356               | 46 286                                | 45 955           | -                 | 331  | -                                 | (D)                              |
| acres...                      | 6 758 881  | 3 211 981            | 2 930 812                             | 2 907 853        | -                 | 22 959   | -                                 | (D)                              |
| bushels...                    | 59         | 25                   | 28                                    | 28               | -                 | -  | -                                 | -                                |
| Irrigated farms...            | 4 350      | 1 886                | 2 070                                 | 2 070            | -                 | -  | -                                 | -                                |
| acres...                      |            |                      |                                       |                  |                   |  |                                   |                                  |
| Farms by acres harvested:     |            |                      |                                       |                  |                   |  |                                   |                                  |
| 1 to 24 acres                 | 1 991      | 1 151                | 556                                   | 542              | -                 | 14   | 10                                | -                                |
| 25 to 99 acres                | 283 477    | 177 350              | 82 095                                | 81 229           | -                 | 866  | 916                               | -                                |
| 100 to 249 acres              | 9 674 702  | 6 123 401            | 2 822 850                             | 2 794 356        | -                 | 28 494   | 19 200                            | -                                |
| 250 to 499 acres              | 35         | 17                   | 16                                    | 16               | -                 | -  | -                                 | -                                |
| 500 acres or more             | 6 773      | 3 567                | (D)                                   | (D)              | -                 | -  | -                                 | -                                |
| Farms by acres harvested:     |            |                      |                                       |                  |                   |  |                                   |                                  |
| 1 to 24 acres                 | 337        | 173                  | 75                                    | 72               | -                 | 3  | 2                                 | -                                |
| 25 to 99 acres                | 758        | 422                  | 224                                   | 217              | -                 | 7  | 4                                 | -                                |
| 100 to 249 acres              | 587        | 352                  | 169                                   | 165              | -                 | 4  | 4                                 | -                                |
| 250 to 499 acres              | 215        | 143                  | 60                                    | 60               | -                 | -  | -                                 | -                                |
| 500 acres or more             | 94         | 61                   | 28                                    | 28               | -                 | -  | -                                 | -                                |
| Rice                          | 803        | 617                  | 157                                   | 157              | -                 | -  | -                                 | -                                |
| farms...                      | 195 505    | 162 965              | 26 801                                | 26 801           | -                 | -  | -                                 | -                                |
| acres...                      | 10 466 632 | 8 774 180            | 1 385 173                             | 1 385 173        | -                 | -  | -                                 | -                                |
| cwt...                        | 803        | 617                  | 157                                   | 157              | -                 | -  | -                                 | -                                |
| Irrigated farms...            | 195 505    | 162 965              | 26 801                                | 26 801           | -                 | -  | -                                 | -                                |
| acres...                      |            |                      |                                       |                  |                   |  |                                   |                                  |
| Farms by acres harvested:     |            |                      |                                       |                  |                   |  |                                   |                                  |
| 1 to 24 acres                 | 13         | 9                    | 4                                     | 4                | -                 | -  | -                                 | -                                |
| 25 to 99 acres                | 164        | 90                   | 64                                    | 64               | -                 | -  | -                                 | -                                |
| 100 to 249 acres              | 352        | 285                  | 57                                    | 57               | -                 | -  | -                                 | -                                |
| 250 to 499 acres              | 195        | 163                  | 25                                    | 25               | -                 | -  | -                                 | -                                |
| 500 acres or more             | 79         | 70                   | 7                                     | 7                | -                 | -  | -                                 | -                                |
| Cotton                        | 4 225      | 583                  | 3 182                                 | 3 176            | -                 | 6  | 7                                 | 1                                |
| farms...                      | 1 028 249  | 74 369               | 915 491                               | 915 194          | -                 | 297  | 590                               | (D)                              |
| acres...                      | 1 654 648  | 106 503              | 1 494 317                             | 1 493 986        | -                 | 331  | 306                               | (D)                              |
| bales...                      | 652        | 99                   | 523                                   | 523              | -                 | -  | -                                 | -                                |
| Irrigated farms...            | 198 549    | 14 947               | 177 770                               | 177 770          | -                 | -  | -                                 | -                                |
| acres...                      |            |                      |                                       |                  |                   |  |                                   |                                  |
| Farms by acres harvested:     |            |                      |                                       |                  |                   |  |                                   |                                  |
| 1 to 24 acres                 | 867        | 155                  | 483                                   | 478              | -                 | 5  | 3                                 | -                                |
| 25 to 99 acres                | 1 027      | 214                  | 688                                   | 688              | -                 | -  | 2                                 | -                                |
| 100 to 249 acres              | 1 037      | 143                  | 830                                   | 829              | -                 | 1  | 1                                 | 1                                |
| 250 to 499 acres              | 713        | 38                   | 644                                   | 644              | -                 | -  | 1                                 | -                                |
| 500 acres or more             | 581        | 33                   | 537                                   | 537              | -                 | -  | -                                 | -                                |
| Soybeans for beans            | 6 475      | 3 537                | 2 124                                 | 2 092            | -                 | 32   | 16                                | 4                                |
| farms...                      | 2 006 263  | 1 204 471            | 674 583                               | 669 768          | -                 | 4 815  | 1 140                             | 830                              |
| acres...                      | 41 329 519 | 25 533 900           | 13 183 673                            | 13 100 122       | -                 | 83 551   | 24 017                            | 14 544                           |
| bushels...                    | 696        | 396                  | 271                                   | 271              | -                 | -  | 1                                 | 3                                |
| Irrigated farms...            | 217 827    | 146 090              | 65 684                                | 65 684           | -                 | -  | (D)                               | 215                              |
| acres...                      |            |                      |                                       |                  |                   |  |                                   |                                  |
| Farms by acres harvested:     |            |                      |                                       |                  |                   |  |                                   |                                  |
| 1 to 24 acres                 | 895        | 421                  | 224                                   | 219              | -                 | 5  | 2                                 | -                                |
| 25 to 99 acres                | 1 864      | 1 085                | 508                                   | 495              | -                 | 13   | 10                                | -                                |
| 100 to 249 acres              | 1 436      | 740                  | 535                                   | 526              | -                 | 9  | 4                                 | 3                                |
| 250 to 499 acres              | 1 032      | 538                  | 427                                   | 424              | -                 | 3  | -                                 | 1                                |
| 500 acres or more             | 1 248      | 753                  | 430                                   | 428              | -                 | 2  | -                                 | -                                |
| Irish potatoes                | 59         | 5                    | 16                                    | 1                | -                 | 15   | 14                                | -                                |
| farms...                      | 71         | 1                    | 38                                    | (D)              | -                 | (D)  | 10                                | -                                |
| acres...                      | 8 980      | 80                   | 4 673                                 | (D)              | -                 | (D)  | 1 889                             | -                                |
| cwt...                        | -          | -                    | -                                     | -                | -                 | -  | -                                 | -                                |
| Irrigated farms...            | -          | -                    | -                                     | -                | -                 | -  | -                                 | -                                |
| acres...                      | -          | -                    | -                                     | -                | -                 | -  | -                                 | -                                |
| Sweetpotatoes                 | 116        | 12                   | 57                                    | 10               | -                 | 47   | 10                                | -                                |
| farms...                      | 2 603      | 366                  | 1 961                                 | 304              | -                 | 1 657  | 10                                | -                                |
| acres...                      | 528 564    | 93 935               | 381 346                               | 54 175           | -                 | 327 171  | 1 935                             | -                                |
| bushels...                    | 5          | -                    | 1                                     | -                | -                 | 1  | -                                 | -                                |
| Irrigated farms...            | 80         | -                    | (D)                                   | -                | -                 | (D)  | -                                 | -                                |
| acres...                      |            |                      |                                       |                  |                   |  |                                   |                                  |

See footnotes at end of table.



Table 53. Summary by Standard Industrial Classification of Farm: 1987—Con.

[For meaning of abbreviations and symbols, see introductory text]

| Item   | Horticultural specialties (018) | General farms, primarily crop (019) | Livestock, except dairy, poultry, and animal specialties (021) |                                     | Dairy farms (024) | Poultry and eggs (025) | Animal specialties (027) | General farms, primarily livestock and animal specialties (029) |
|--|---------------------------------|-------------------------------------|--|-------------------------------------|-------------------|------------------------|--------------------------|---|
|  |                                 |                                     | Total  | Beef cattle, except feedlots (0212) |                   |                        |                          |   |
| <b>CROPS HARVESTED</b>                       |                                 |                                     |  |                                     |                   |                        |                          |   |
| Corn for grain or seed ----- farms...        | 5                               | 178                                 | 1 885  | 1 521                               | 122               | 55                     | 36                       | 68  |
| acres...                                     | 23                              | 4 660                               | 23 082   | 14 668                              | 7 194             | 1 196                  | 268                      | 1 560   |
| bushels...                                   | 1 415                           | 359 666                             | 1 434 749  | 853 873                             | 517 946           | 108 349                | 19 896                   | 104 419   |
| Irrigated ----- farms...                     | -                               | 5                                   | 24   | 19                                  | 2                 | -                      | 3                        | 1   |
| acres...                                     | -                               | 174                                 | 324  | 194                                 | (D)               | -                      | 98                       | (D)   |
| Farms by acres harvested:                    |                                 |                                     |  |                                     |                   |                        |                          |   |
| 1 to 24 acres -----                          | 5                               | 128                                 | 1 703  | 1 414                               | 46                | 41                     | 35                       | 55  |
| 25 to 99 acres -----                         | -                               | 42                                  | 148  | 92                                  | 51                | 13                     | 1                        | 10  |
| 100 to 249 acres -----                       | -                               | 6                                   | 27   | 13                                  | 21                | -                      | -                        | 1   |
| 250 to 499 acres -----                       | -                               | 2                                   | 6  | 2                                   | 3                 | 1                      | -                        | 2   |
| 500 acres or more -----                      | -                               | -                                   | 1  | -                                   | 1                 | -                      | -                        | -   |
| Corn for silage or green chop ----- farms... | -                               | 23                                  | 186  | 157                                 | 240               | 11                     | 4                        | 8   |
| acres...                                     | -                               | 1 388                               | 9 686  | 7 919                               | 22 837            | 521                    | 20                       | 511   |
| tons, green...                               | -                               | 16 476                              | 124 744  | 104 882                             | 288 021           | 7 025                  | (D)                      | 6 846   |
| Irrigated ----- farms...                     | -                               | 1                                   | 8  | 8                                   | 4                 | 1                      | -                        | -   |
| acres...                                     | -                               | (D)                                 | 830  | 830                                 | 290               | (D)                    | -                        | -   |
| Farms by acres harvested:                    |                                 |                                     |  |                                     |                   |                        |                          |   |
| 1 to 24 acres -----                          | -                               | 15                                  | 115  | 98                                  | 15                | 7                      | 4                        | 3   |
| 25 to 99 acres -----                         | -                               | 5                                   | 51   | 45                                  | 140               | 3                      | -                        | 2   |
| 100 to 249 acres -----                       | -                               | 1                                   | 12   | 7                                   | 73                | -                      | -                        | 3   |
| 250 to 499 acres -----                       | -                               | 1                                   | 4  | 4                                   | 9                 | 1                      | -                        | -   |
| 500 acres or more -----                      | -                               | 1                                   | 4  | 3                                   | 3                 | -                      | -                        | -   |
| Sorghum for grain or seed ----- farms...     | -                               | 37                                  | 135  | 95                                  | 25                | 3                      | 8                        | 3   |
| acres...                                     | -                               | 2 125                               | 5 823  | 2 976                               | 1 074             | (D)                    | 1 296                    | 160   |
| bushels...                                   | -                               | 147 308                             | 319 413  | 146 675                             | 54 929            | (D)                    | 79 928                   | 8 060   |
| Irrigated ----- farms...                     | -                               | 4                                   | 2  | -                                   | -                 | -                      | -                        | -   |
| acres...                                     | -                               | (D)                                 | (D)  | -                                   | -                 | -                      | -                        | -   |
| Wheat for grain ----- farms...               | -                               | 52                                  | 156  | 123                                 | 30                | 12                     | 17                       | 7   |
| acres...                                     | -                               | 5 133                               | 10 683   | 8 530                               | 2 482             | 836                    | 3 345                    | 637   |
| bushels...                                   | -                               | 161 235                             | 306 858  | 235 483                             | 81 374            | 21 932                 | 122 282                  | 15 570  |
| Irrigated ----- farms...                     | -                               | 1                                   | 1  | -                                   | -                 | -                      | -                        | -   |
| acres...                                     | -                               | (D)                                 | (D)  | -                                   | -                 | -                      | -                        | -   |
| Farms by acres harvested:                    |                                 |                                     |  |                                     |                   |                        |                          |   |
| 1 to 24 acres -----                          | -                               | 12                                  | 63   | 49                                  | 7                 | 3                      | -                        | 2   |
| 25 to 99 acres -----                         | -                               | 23                                  | 56   | 46                                  | 16                | 6                      | 4                        | 3   |
| 100 to 249 acres -----                       | -                               | 13                                  | 30   | 23                                  | 6                 | 3                      | 9                        | 1   |
| 250 to 499 acres -----                       | -                               | 2                                   | 6  | 4                                   | -                 | 4                      | 3                        | 1   |
| 500 acres or more -----                      | -                               | 2                                   | 1  | 1                                   | 1                 | -                      | 1                        | -   |
| Rice ----- farms...                          | -                               | 11                                  | -  | -                                   | -                 | -                      | 18                       | -   |
| acres...                                     | -                               | 1 595                               | -  | -                                   | -                 | -                      | 4 144                    | -   |
| cwt...                                       | -                               | 97 048                              | -  | -                                   | -                 | -                      | 210 231                  | -   |
| Irrigated ----- farms...                     | -                               | 11                                  | -  | -                                   | -                 | -                      | 18                       | -   |
| acres...                                     | -                               | 1 595                               | -  | -                                   | -                 | -                      | 4 144                    | -   |
| Farms by acres harvested:                    |                                 |                                     |  |                                     |                   |                        |                          |   |
| 1 to 24 acres -----                          | -                               | -                                   | -  | -                                   | -                 | -                      | -                        | -   |
| 25 to 99 acres -----                         | -                               | 6                                   | -  | -                                   | -                 | -                      | 4                        | -   |
| 100 to 249 acres -----                       | -                               | 1                                   | -  | -                                   | -                 | -                      | 9                        | -   |
| 250 to 499 acres -----                       | -                               | 4                                   | -  | -                                   | -                 | -                      | 3                        | -   |
| 500 acres or more -----                      | -                               | -                                   | -  | -                                   | -                 | -                      | 2                        | -   |
| Cotton ----- farms...                        | 2                               | 161                                 | 221  | 177                                 | 19                | 4                      | 34                       | 11  |
| acres...                                     | (D)                             | 17 963                              | 7 387  | 5 171                               | 1 051             | 687                    | 9 784                    | 689   |
| bales...                                     | (D)                             | 25 645                              | 8 617  | 5 298                               | 902               | 995                    | 16 203                   | 757   |
| Irrigated ----- farms...                     | -                               | 12                                  | 5  | 1                                   | -                 | -                      | 13                       | -   |
| acres...                                     | -                               | 1 482                               | 291  | (D)                                 | -                 | -                      | 4 059                    | -   |
| Farms by acres harvested:                    |                                 |                                     |  |                                     |                   |                        |                          |   |
| 1 to 24 acres -----                          | 2                               | 56                                  | 156  | 131                                 | 4                 | 1                      | 1                        | 6   |
| 25 to 99 acres -----                         | -                               | 51                                  | 46   | 35                                  | 12                | 1                      | 11                       | 2   |
| 100 to 249 acres -----                       | -                               | 32                                  | 15   | 9                                   | 3                 | -                      | 9                        | 3   |
| 250 to 499 acres -----                       | -                               | 16                                  | 3  | 1                                   | -                 | 2                      | 9                        | 6   |
| 500 acres or more -----                      | -                               | 6                                   | 1  | 1                                   | -                 | 1                      | 4                        | -   |
| Soybeans for beans ----- farms...            | -                               | 174                                 | 435  | 336                                 | 81                | 24                     | 57                       | 23  |
| acres...                                     | -                               | 40 756                              | 42 001   | 28 637                              | 15 380            | 2 465                  | 18 021                   | 6 616   |
| bushels...                                   | -                               | 894 439                             | 857 514  | 559 829                             | 320 862           | 58 011                 | 313 952                  | 128 607   |
| Irrigated ----- farms...                     | -                               | 9                                   | 2  | -                                   | 1                 | -                      | 13                       | -   |
| acres...                                     | -                               | 2 350                               | (D)  | -                                   | (D)               | -                      | 3 097                    | -   |
| Farms by acres harvested:                    |                                 |                                     |  |                                     |                   |                        |                          |   |
| 1 to 24 acres -----                          | -                               | 32                                  | 194  | 161                                 | 7                 | 4                      | 7                        | 4   |
| 25 to 99 acres -----                         | -                               | 59                                  | 146  | 112                                 | 31                | 9                      | 11                       | 5   |
| 100 to 249 acres -----                       | -                               | 36                                  | 63   | 47                                  | 20                | 10                     | 19                       | 6   |
| 250 to 499 acres -----                       | -                               | 17                                  | 18   | 8                                   | 16                | 1                      | 10                       | 4   |
| 500 acres or more -----                      | -                               | 30                                  | 14   | 8                                   | 7                 | -                      | 10                       | 4   |
| Irish potatoes ----- farms...                | -                               | 6                                   | 14   | 13                                  | -                 | 2                      | -                        | 2   |
| acres...                                     | -                               | 9                                   | (D)  | 7                                   | -                 | (D)                    | -                        | (D)   |
| cwt...                                       | -                               | 1 055                               | (D)  | 805                                 | -                 | (D)                    | -                        | (D)   |
| Irrigated ----- farms...                     | -                               | -                                   | -  | -                                   | -                 | -                      | -                        | -   |
| acres...                                     | -                               | -                                   | -  | -                                   | -                 | -                      | -                        | -   |
| Sweetpotatoes ----- farms...                 | -                               | 9                                   | 25   | 19                                  | -                 | 1                      | 2                        | -   |
| acres...                                     | -                               | 166                                 | 92   | 27                                  | -                 | (D)                    | (D)                      | -   |
| bushels...                                   | -                               | 33 120                              | 17 988   | 1 843                               | -                 | (D)                    | (D)                      | -   |
| Irrigated ----- farms...                     | -                               | 1                                   | 3  | 1                                   | -                 | -                      | -                        | -   |
| acres...                                     | -                               | (D)                                 | (D)  | (D)                                 | -                 | -                      | -                        | -   |

See footnotes at end of table.

**Table 53. Summary by Standard Industrial Classification of Farm: 1987—Con.**

[For meaning of abbreviations and symbols, see introductory text]

| Item   | Total     | Cash grains<br>(011) | Field crops, except cash grains (013) |                  |                   |  | Vegetables<br>and melons<br>(016) | Fruits and<br>tree nuts<br>(017) |
|--|-----------|----------------------|---------------------------------------|------------------|-------------------|--|-----------------------------------|----------------------------------|
|  |           |                      | Total                                 | Cotton<br>(0131) | Tobacco<br>(0132) | Sugarcane<br>and sugar beets;<br>Irish potatoes;<br>field crops, except<br>cash grains, n.e.c.<br>(0133, 0134, 0139) |                                   |                                  |
| <b>CROPS HARVESTED—Con.</b>  |           |                      |                                       |                  |                   |  |                                   |                                  |
| Hay—alfalfa, other tame, small grain, wild,<br>grass silage, green chop, etc. (see text) -- farms... | 15 501    | 737                  | 1 764                                 | 491              | -                 | 1 273  | 87                                | 50                               |
| acres...   | 585 346   | 29 300               | 84 393                                | 23 482           | -                 | 60 911   | 1 595                             | 1 070                            |
| tons, dry...   | 1 092 059 | 53 015               | 169 476                               | 44 625           | -                 | 124 851  | 2 078                             | 1 151                            |
| Irrigated ----- farms...   | 95        | 6                    | 14                                    | 6                | -                 | 8  | 3                                 | 1                                |
| acres...   | 2 018     | 200                  | 331                                   | 169              | -                 | 162  | (D)                               | (D)                              |
| Farms by acres harvested:  |           |                      |                                       |                  |                   |  |                                   |                                  |
| 1 to 24 acres -----  | 8 672     | 431                  | 706                                   | 210              | -                 | 496  | 67                                | 37                               |
| 25 to 99 acres -----   | 5 553     | 236                  | 845                                   | 205              | -                 | 640  | 20                                | 10                               |
| 100 to 249 acres -----   | 1 062     | 55                   | 186                                   | 71               | -                 | 115  | -                                 | 3                                |
| 250 to 499 acres -----   | 173       | 11                   | 21                                    | 3                | -                 | 18   | -                                 | -                                |
| 500 acres or more -----  | 41        | 4                    | 6                                     | 2                | -                 | 4  | -                                 | -                                |
| Tame hay other than alfalfa, small grain,<br>and wild hay (see text) ----- farms...                  | 10 175    | 475                  | 1 190                                 | 372              | -                 | 818  | 46                                | 34                               |
| acres...   | 364 823   | 16 182               | 56 143                                | 17 491           | -                 | 38 652   | 712                               | 705                              |
| tons, dry...   | 733 265   | 30 632               | 119 962                               | 34 155           | -                 | 85 807   | 1 104                             | 609                              |
| Irrigated ----- farms...   | 62        | 5                    | 5                                     | 3                | -                 | 2  | 2                                 | -                                |
| acres...   | 1 140     | 46                   | 109                                   | (D)              | -                 | (D)  | (D)                               | -                                |
| Vegetables harvested for sale (see text) ----- farms...  | 767       | 34                   | 52                                    | 19               | -                 | 33   | 435                               | 9                                |
| acres...   | 8 650     | 596                  | 599                                   | 480              | -                 | 119  | 6 351                             | 35                               |
| Irrigated ----- farms...   | 85        | 7                    | 8                                     | 3                | -                 | 5  | 39                                | 2                                |
| acres...   | 1 379     | 369                  | 226                                   | 218              | -                 | 8  | 695                               | (D)                              |
| Farms by acres harvested:  |           |                      |                                       |                  |                   |  |                                   |                                  |
| 0.1 to 4.9 acres -----   | 439       | 20                   | 32                                    | 8                | -                 | 24   | 206                               | 7                                |
| 5.0 to 24.9 acres -----  | 250       | 9                    | 17                                    | 8                | -                 | 9  | 165                               | 2                                |
| 25.0 to 99.9 acres -----   | 58        | 3                    | 1                                     | 1                | -                 | -  | 48                                | -                                |
| 100.0 to 249.9 acres -----   | 18        | 1                    | 2                                     | 2                | -                 | -  | 15                                | -                                |
| 250.0 acres or more -----  | 2         | 1                    | -                                     | -                | -                 | -  | 1                                 | -                                |
| Land in orchards ----- farms...  | 1 326     | 80                   | 122                                   | 76               | -                 | 46   | 52                                | 423                              |
| acres...   | 17 982    | 914                  | 2 598                                 | 2 085            | -                 | 513  | 400                               | 8 769                            |
| Irrigated ----- farms...   | 157       | 10                   | 12                                    | 8                | -                 | 4  | 5                                 | 75                               |
| acres...   | 1 690     | 100                  | 157                                   | 141              | -                 | 16   | 9                                 | 1 131                            |
| Farms by bearing and nonbearing acres:   |           |                      |                                       |                  |                   |  |                                   |                                  |
| 0.1 to 4.9 acres -----   | 698       | 35                   | 56                                    | 31               | -                 | 25   | 37                                | 161                              |
| 5.0 to 24.9 acres -----  | 498       | 37                   | 40                                    | 23               | -                 | 17   | 13                                | 199                              |
| 25.0 to 99.9 acres -----   | 108       | 7                    | 21                                    | 17               | -                 | 4  | 1                                 | 51                               |
| 100.0 to 249.9 acres -----   | 12        | -                    | 4                                     | 4                | -                 | -  | 1                                 | 5                                |
| 250.0 acres or more -----  | 10        | 1                    | 1                                     | 1                | -                 | -  | -                                 | 7                                |

See footnotes at end of table.

**Table 53. Summary by Standard Industrial Classification of Farm: 1987—Con.**

[For meaning of abbreviations and symbols, see introductory text]

| Item   | Horticultural specialties (018) | General farms, primarily crop (019) | Livestock, except dairy, poultry, and animal specialties (021) |                                     | Dairy farms (024) | Poultry and eggs (025) | Animal specialties (027) | General farms, primarily livestock and animal specialties (029) |
|--|---------------------------------|-------------------------------------|--|-------------------------------------|-------------------|------------------------|--------------------------|---|
|  |                                 |                                     | Total  | Beef cattle, except feedlots (0212) |                   |                        |                          |   |
| <b>CROPS HARVESTED—Con.</b>  |                                 |                                     |  |                                     |                   |                        |                          |   |
| Hay—alfalfa, other tame, small grain, wild, grass silage, green chop, etc. (see text) ... farms... | 19                              | 623                                 | 10 685   | 10 140                              | 640               | 644                    | 186                      | 66  |
| acres...   | 385                             | 17 581                              | 366 686  | 342 846                             | 56 433            | 21 867                 | 3 772                    | 2 264   |
| tons, dry...   | 803                             | 28 052                              | 656 980  | 614 496                             | 123 805           | 46 960                 | 4 752                    | 4 987   |
| Irrigated ... farms...   | -                               | 6                                   | 50   | 43                                  | 5                 | 7                      | 3                        | -   |
| acres...   | -                               | 48                                  | 1 079  | 786                                 | 215               | 120                    | 12                       | -   |
| Farms by acres harvested:  |                                 |                                     |  |                                     |                   |                        |                          |   |
| 1 to 24 acres ... farms...   | 13                              | 458                                 | 6 278  | 5 932                               | 112               | 381                    | 145                      | 44  |
| 25 to 99 acres ... farms...  | 6                               | 131                                 | 3 716  | 3 566                               | 315               | 223                    | 35                       | 16  |
| 100 to 249 acres ... farms...  | -                               | 27                                  | 573  | 539                                 | 174               | 95                     | 4                        | 5   |
| 250 to 499 acres ... farms...  | -                               | 6                                   | 92   | 83                                  | 36                | 4                      | 2                        | 1   |
| 500 acres or more ... farms...   | -                               | 1                                   | 26   | 20                                  | 3                 | 1                      | -                        | -   |
| Tame hay other than alfalfa, small grain, and wild hay (see text) ... farms...                     | 11                              | 375                                 | 7 013  | 6 656                               | 409               | 446                    | 129                      | 47  |
| acres...   | 254                             | 11 323                              | 231 513  | 215 394                             | 28 639            | 15 208                 | 2 646                    | 1 498   |
| tons, dry...   | 577                             | 20 588                              | 452 007  | 422 270                             | 66 525            | 34 679                 | 3 452                    | 3 130   |
| Irrigated ... farms...   | -                               | 5                                   | 34   | 27                                  | 3                 | 5                      | 3                        | -   |
| acres...   | -                               | 34                                  | 707  | 414                                 | 140               | 84                     | (D)                      | -   |
| Vegetables harvested for sale (see text) ... farms...  | 6                               | 50                                  | 156  | 129                                 | 5                 | 9                      | 7                        | 4   |
| acres...   | 6                               | 444                                 | 490  | 360                                 | 37                | 71                     | 17                       | 4   |
| Irrigated ... farms...   | 3                               | 4                                   | 19   | 14                                  | -                 | -                      | 1                        | 2   |
| acres...   | 4                               | 47                                  | 33   | 24                                  | -                 | -                      | (D)                      | (D)   |
| Farms by acres harvested:  |                                 |                                     |  |                                     |                   |                        |                          |   |
| 0.1 to 4.9 acres ... farms...  | 6                               | 25                                  | 128  | 105                                 | 2                 | 4                      | 5                        | 4   |
| 5.0 to 24.9 acres ... farms...   | -                               | 21                                  | 27   | 24                                  | 3                 | 4                      | 2                        | -   |
| 25.0 to 99.9 acres ... farms...  | -                               | 4                                   | 1  | -                                   | -                 | 1                      | -                        | -   |
| 100.0 to 249.9 acres ... farms...  | -                               | -                                   | -  | -                                   | -                 | -                      | -                        | -   |
| 250.0 acres or more ... farms...   | -                               | -                                   | -  | -                                   | -                 | -                      | -                        | -   |
| Land in orchards ... farms...  | 18                              | 31                                  | 529  | 485                                 | 14                | 21                     | 28                       | 8   |
| acres...   | 1 375                           | 332                                 | 3 218  | 2 964                               | 109               | 133                    | 123                      | 9   |
| Irrigated ... farms...   | 10                              | 6                                   | 29   | 23                                  | 1                 | 3                      | 4                        | 2   |
| acres...   | 129                             | 13                                  | 129  | 100                                 | (D)               | 4                      | 4                        | (D)   |
| Farms by bearing and nonbearing acres:   |                                 |                                     |  |                                     |                   |                        |                          |   |
| 0.1 to 4.9 acres ... farms...  | 13                              | 22                                  | 329  | 302                                 | 9                 | 12                     | 17                       | 7   |
| 5.0 to 24.9 acres ... farms...   | 4                               | 3                                   | 178  | 162                                 | 4                 | 8                      | 11                       | 1   |
| 25.0 to 99.9 acres ... farms...  | -                               | 6                                   | 20   | 19                                  | 1                 | 1                      | -                        | -   |
| 100.0 to 249.9 acres ... farms...  | -                               | -                                   | 2  | 2                                   | -                 | -                      | -                        | -   |
| 250.0 acres or more ... farms...   | 1                               | -                                   | -  | -                                   | -                 | -                      | -                        | -   |

<sup>1</sup>Data are based on a sample of farms.

<sup>2</sup>Farms with total production expenses equal to market value of agricultural products sold are included as farms with gains of less than \$1,000.

**Table 1. County Summary Highlights: 1987**

[For meaning of abbreviations and symbols, see introductory text]

| Item   | Mississippi | Adams   | Alcorn  | Amite   | Attala  | Benton  | Boivar    |
|--|-------------|---------|---------|---------|---------|---------|-----------|
| Farms ----- number...  | 34 074      | 159     | 434     | 528     | 427     | 232     | 478       |
| Land in farms ----- acres...   | 10 746 190  | 93 290  | 78 027  | 152 604 | 112 601 | 84 509  | 402 720   |
| Average size of farm ----- acres...  | 315         | 587     | 180     | 289     | 264     | 364     | 843       |
| Value of land and buildings <sup>1</sup> :   |             |         |         |         |         |         |           |
| Average per farm ----- dollars...  | 215 209     | 393 692 | 115 166 | 265 345 | 117 754 | 156 270 | 582 594   |
| Average per acre ----- dollars...  | 697         | 675     | 664     | 800     | 474     | 499     | 720       |
| Estimated market value of all machinery and equipment <sup>1</sup> :                                 |             |         |         |         |         |         |           |
| Average per farm ----- dollars...  | 34 900      | 28 819  | 20 264  | 22 371  | 24 701  | 32 108  | 105 317   |
| Farms by size:   |             |         |         |         |         |         |           |
| 1 to 9 acres -----   | 1 387       | 12      | 20      | 16      | 13      | 9       | 14        |
| 10 to 49 acres -----   | 6 240       | 30      | 98      | 82      | 37      | 34      | 66        |
| 50 to 179 acres -----  | 13 506      | 51      | 204     | 202     | 182     | 83      | 61        |
| 180 to 499 acres -----   | 7 789       | 31      | 79      | 171     | 148     | 66      | 90        |
| 500 to 999 acres -----   | 2 884       | 17      | 24      | 33      | 34      | 21      | 124       |
| 1,000 acres or more -----  | 2 268       | 18      | 9       | 24      | 13      | 19      | 123       |
| Total cropland ----- farms...  | 29 785      | 136     | 390     | 450     | 375     | 210     | 468       |
| Harvested cropland ----- acres...  | 6 747 639   | 50 259  | 43 410  | 63 711  | 46 246  | 45 415  | 377 699   |
| Irrigated land ----- farms...  | 24 305      | 96      | 338     | 316     | 308     | 169     | 461       |
| ----- acres...   | 4 272 651   | 35 969  | 27 983  | 21 468  | 22 407  | 29 974  | 298 187   |
| ----- farms...   | 2 012       | -       | 5       | 17      | 13      | 2       | 2         |
| ----- acres...   | 636 842     | -       | (D)     | 352     | 356     | (D)     | 137 385   |
| Market value of agricultural products sold ----- \$1,000...  | 1 862 903   | 8 336   | 5 771   | 13 381  | 9 369   | 8 006   | 79 383    |
| Average per farm ----- dollars...  | 54 672      | 52 428  | 13 297  | 25 343  | 21 941  | 34 509  | 166 031   |
| Crops, including nursery and greenhouse crops ----- \$1,000...                                       | 913 913     | 7 281   | 3 316   | 684     | 6 643   | 6 892   | 71 986    |
| Livestock, poultry, and their products ----- \$1,000...  | 948 989     | 1 055   | 2 455   | 12 698  | 2 725   | 1 115   | 7 377     |
| Farms by value of sales:   |             |         |         |         |         |         |           |
| Less than \$2,500 -----  | 11 109      | 58      | 170     | 194     | 161     | 73      | 55        |
| \$2,500 to \$4,999 -----   | 5 985       | 32      | 77      | 101     | 101     | 39      | 38        |
| \$5,000 to \$9,999 -----   | 5 012       | 23      | 90      | 86      | 54      | 36      | 35        |
| \$10,000 to \$24,999 -----   | 4 070       | 17      | 50      | 63      | 47      | 32      | 27        |
| \$25,000 to \$49,999 -----   | 1 771       | 12      | 18      | 22      | 23      | 11      | 44        |
| \$50,000 to \$99,999 -----   | 1 710       | 3       | 20      | 24      | 20      | 21      | 66        |
| \$100,000 or more -----  | 4 417       | 14      | 9       | 38      | 21      | 20      | 213       |
| Operators by principal occupation:   |             |         |         |         |         |         |           |
| Farming -----  | 15 111      | 63      | 140     | 246     | 191     | 110     | 360       |
| Other -----  | 18 963      | 96      | 294     | 282     | 236     | 122     | 118       |
| Operators by days worked off farm:   |             |         |         |         |         |         |           |
| Any -----  | 19 421      | 93      | 285     | 268     | 240     | 132     | 178       |
| 200 days or more -----   | 13 518      | 61      | 217     | 179     | 146     | 88      | 106       |
| Average age of operator ----- years...   | 53.8        | 54.2    | 54.0    | 55.6    | 56.3    | 54.0    | 49.7      |
| Total farm production expenses <sup>1</sup> ----- \$1,000...   | 1 465 201   | 6 402   | 5 392   | 11 428  | 6 894   | 5 941   | 64 341    |
| Average per farm ----- dollars...  | 42 999      | 40 265  | 12 425  | 21 645  | 16 145  | 25 498  | 134 604   |
| Livestock and poultry:   |             |         |         |         |         |         |           |
| Cattle and calves inventory ----- farms...   | 22 482      | 103     | 265     | 454     | 324     | 156     | 20        |
| ----- number...  | 1 147 219   | 3 671   | 7 694   | 30 942  | 12 525  | 7 339   | 1 186     |
| Beef cows ----- farms...   | 19 008      | 86      | 216     | 340     | 276     | 142     | 16        |
| ----- number...  | 579 312     | (D)     | 3 775   | 11 599  | 7 548   | (D)     | (D)       |
| Milk cows ----- farms...   | 1 643       | 2       | 35      | 56      | 14      | 3       | 1         |
| ----- number...  | 71 834      | (D)     | 676     | 4 985   | 439     | (D)     | (D)       |
| Cattle and calves sold ----- farms...  | 22 087      | 102     | 254     | 451     | 322     | 147     | 16        |
| ----- number...  | 638 685     | 2 905   | 3 853   | 17 577  | 5 550   | 3 444   | 480       |
| Hogs and pigs inventory ----- farms...   | 2 237       | 21      | 34      | 26      | 41      | 25      | 8         |
| ----- number...  | 179 063     | 355     | 1 494   | 156     | 3 061   | 787     | (D)       |
| Hogs and pigs sold ----- farms...  | 1 622       | 18      | 30      | 15      | 32      | 17      | 9         |
| ----- number...  | 284 630     | 904     | 4 345   | 147     | 3 755   | 1 034   | (D)       |
| Sheep and lambs inventory ----- farms...   | 218         | 4       | 1       | 4       | 2       | 1       | 4         |
| ----- number...  | 5 395       | 51      | (D)     | 30      | (D)     | (D)     | (D)       |
| Chickens 3 months old or older inventory ----- farms...  | 2 550       | 16      | 28      | 47      | 42      | 17      | 11        |
| ----- number...  | 7 027 574   | 286     | 445     | 678     | 634     | 333     | 279       |
| Broilers and other meat-type chickens sold ----- farms...  | 1 129       | -       | -       | -       | -       | -       | 1         |
| ----- number...  | 276 652 292 | -       | -       | -       | -       | -       | (D)       |
| Selected crops harvested:  |             |         |         |         |         |         |           |
| Corn for grain or seed ----- farms...  | 4 020       | 5       | 133     | 36      | 60      | 70      | 7         |
| ----- acres...   | 120 361     | 1 094   | 3 714   | 1 250   | 1 483   | 2 372   | 88        |
| ----- bushels...   | 9 369 093   | 123 388 | 338 243 | 86 074  | 115 103 | 232 880 | 3 927     |
| Sorghum for grain or seed ----- farms...   | 1 414       | -       | 20      | 3       | 6       | 13      | 44        |
| ----- acres...   | 111 250     | -       | 605     | (D)     | 299     | 1 107   | 3 618     |
| ----- bushels...   | 6 758 881   | -       | 36 873  | (D)     | 12 861  | 80 816  | 221 365   |
| Wheat for grain ----- farms...   | 1 991       | 8       | 10      | 4       | 7       | 7       | 168       |
| ----- acres...   | 283 477     | 1 585   | 670     | 546     | 585     | 817     | 29 946    |
| ----- bushels...   | 9 674 702   | 44 095  | 16 987  | 27 370  | 12 255  | 24 370  | 1 140 109 |
| Rice ----- farms...  | 803         | -       | -       | -       | -       | -       | 214       |
| ----- acres...   | 195 505     | -       | -       | -       | -       | -       | 58 068    |
| ----- cwt...   | 10 466 632  | -       | -       | -       | -       | -       | 3 085 847 |
| Cotton ----- farms...  | 4 225       | 9       | 33      | -       | 61      | 75      | 187       |
| ----- acres...   | 1 028 249   | 2 806   | (D)     | -       | 8 987   | 10 687  | 47 746    |
| ----- bales...   | 1 654 648   | 5 594   | 1 996   | -       | 13 858  | 14 242  | 75 981    |
| Soybeans for beans ----- farms...  | 6 475       | 19      | 113     | 4       | 27      | 57      | 404       |
| ----- acres...   | 2 006 263   | 26 822  | 15 588  | 686     | 4 060   | 13 091  | 168 543   |
| ----- bushels...   | 41 329 519  | 885 894 | 262 789 | (D)     | 61 488  | 281 873 | 4 030 804 |
| Hay—alfalfa, other tame, small grain, wild, grass silage, green chop, etc. (see text) ----- farms... | 15 501      | 67      | 219     | 287     | 224     | 92      | 9         |
| ----- acres...   | 585 346     | 3 733   | 5 651   | 18 077  | 7 081   | 1 730   | 236       |
| ----- tons, dry...   | 1 092 059   | 5 588   | 9 922   | 32 037  | 11 861  | 2 526   | 726       |

See footnotes at end of table.

**Table 1. County Summary Highlights: 1987—Con.**

[For meaning of abbreviations and symbols, see introductory text]

| Item   | Calhoun | Carroll | Chickasaw | Choctaw | Claiborne | Clarke  | Clay    |
|--|---------|---------|-----------|---------|-----------|---------|---------|
| Farms..... number..  | 419     | 431     | 447       | 228     | 219       | 352     | 393     |
| Land in farms..... acres..   | 134 874 | 173 064 | 145 426   | 47 224  | 100 413   | 74 002  | 125 223 |
| Average size of farm..... acres..  | 322     | 402     | 325       | 207     | 459       | 210     | 319     |
| Value of land and buildings <sup>1</sup> :   |         |         |           |         |           |         |         |
| Average per farm..... dollars..  | 152 506 | 222 227 | 165 593   | 108 298 | 304 693   | 108 446 | 158 133 |
| Average per acre..... dollars..  | 480     | 529     | 481       | 489     | 648       | 545     | 549     |
| Estimated market value of all machinery and equipment <sup>1</sup> :                               |         |         |           |         |           |         |         |
| Average per farm..... dollars..  | 39 805  | 31 576  | 27 693    | 22 805  | 26 773    | 16 532  | 31 222  |
| Farms by size:   |         |         |           |         |           |         |         |
| 1 to 9 acres.....  | 10      | 12      | 8         | 7       | 13        | 25      | 17      |
| 10 to 49 acres.....  | 54      | 50      | 62        | 27      | 76        | 63      | 67      |
| 50 to 179 acres.....   | 168     | 155     | 186       | 115     | 27        | 137     | 144     |
| 180 to 499 acres.....  | 118     | 126     | 121       | 60      | 56        | 99      | 110     |
| 500 to 999 acres.....  | 31      | 54      | 43        | 13      | 23        | 18      | 27      |
| 1,000 acres or more.....   | 38      | 34      | 27        | 6       | 24        | 10      | 28      |
| Total cropland..... farms..  | 406     | 363     | 396       | 200     | 172       | 293     | 338     |
| ..... acres..  | 91 323  | 75 828  | 88 737    | 21 152  | 36 707    | 28 655  | 70 745  |
| Harvested cropland..... farms..  | 364     | 287     | 357       | 138     | 112       | 227     | 273     |
| ..... acres..  | 61 930  | 39 135  | 57 862    | 9 169   | 16 860    | 9 467   | 44 335  |
| Irrigated land..... farms..  | 11      | 9       | 5         | 1       | 8         | 7       | 7       |
| ..... acres..  | 780     | 3 222   | (D)       | (D)     | 1 201     | 31      | 164     |
| Market value of agricultural products sold..... \$1,000..  | 15 830  | 15 849  | 15 491    | 3 650   | 6 015     | 2 785   | 12 562  |
| Average per farm..... dollars..  | 37 780  | 36 773  | 34 655    | 16 009  | 27 467    | 7 912   | 31 964  |
| Crops, including nursery and greenhouse crops..... \$1,000..                                       | 12 788  | 8 595   | 6 664     | 612     | 1 637     | 359     | 4 679   |
| Livestock, poultry, and their products..... \$1,000..  | 3 042   | 7 254   | 8 826     | 3 038   | 4 378     | 2 426   | 7 883   |
| Farms by value of sales:   |         |         |           |         |           |         |         |
| Less than \$2,500.....   | 73      | 150     | 137       | 99      | 100       | 140     | 118     |
| \$2,500 to \$4,999.....  | 99      | 77      | 71        | 56      | 35        | 81      | 63      |
| \$5,000 to \$9,999.....  | 90      | 69      | 54        | 26      | 21        | 63      | 59      |
| \$10,000 to \$24,999.....  | 62      | 63      | 78        | 29      | 33        | 45      | 64      |
| \$25,000 to \$49,999.....  | 23      | 17      | 38        | 12      | 12        | 15      | 35      |
| \$50,000 to \$99,999.....  | 24      | 22      | 37        | 2       | 8         | 5       | 30      |
| \$100,000 or more.....   | 48      | 33      | 32        | 4       | 10        | 3       | 24      |
| Operators by principal occupation:   |         |         |           |         |           |         |         |
| Farming.....   | 209     | 196     | 199       | 64      | 100       | 118     | 168     |
| Other.....   | 210     | 235     | 248       | 164     | 119       | 234     | 225     |
| Operators by days worked off farm:   |         |         |           |         |           |         |         |
| Any.....   | 235     | 254     | 288       | 149     | 121       | 231     | 232     |
| 200 days or more.....  | 154     | 183     | 194       | 111     | 79        | 172     | 178     |
| Average age of operator..... years..   | 51.5    | 55.2    | 52.5      | 54.3    | 59.4      | 55.8    | 52.3    |
| Total farm production expenses <sup>1</sup> ..... \$1,000..  | 13 402  | 15 140  | 13 245    | 3 347   | 4 132     | 2 397   | 10 143  |
| Average per farm..... dollars..  | 31 987  | 35 128  | 29 632    | 14 682  | 18 953    | 6 809   | 25 874  |
| Livestock and poultry:   |         |         |           |         |           |         |         |
| Cattle and calves inventory..... farms..   | 235     | 319     | 307       | 165     | 183       | 281     | 275     |
| ..... number..   | 11 910  | 32 325  | 22 932    | 7 535   | 14 917    | 11 495  | 21 662  |
| Beef cows..... farms..   | 217     | 286     | 245       | 136     | 160       | 250     | 205     |
| ..... number..   | (D)     | 12 002  | 10 029    | (D)     | (D)       | 7 159   | 7 559   |
| Milk cows..... farms..   | 7       | 18      | 22        | 14      | 3         | 11      | 16      |
| ..... number..   | (D)     | 379     | 705       | (D)     | (D)       | 178     | 766     |
| Cattle and calves sold..... farms..  | 237     | 315     | 297       | 164     | 174       | 274     | 272     |
| ..... number..   | 6 304   | 14 382  | 19 725    | 3 531   | 9 043     | 6 438   | 19 633  |
| Hogs and pigs inventory..... farms..   | 36      | 50      | 33        | 24      | 17        | 23      | 47      |
| ..... number..   | 3 917   | 1 112   | (D)       | 2 892   | 1 810     | 1 438   | 2 341   |
| Hogs and pigs sold..... farms..  | 28      | 32      | 19        | 21      | 13        | 20      | 32      |
| ..... number..   | 6 526   | 1 714   | (D)       | 4 593   | 2 922     | 4 549   | 4 060   |
| Sheep and lambs inventory..... farms..   | -       | 1       | 1         | 1       | 1         | 4       | -       |
| ..... number..   | -       | (D)     | (D)       | (D)     | (D)       | 80      | -       |
| Chickens 3 months old or older inventory..... farms..  | 22      | 46      | 31        | 22      | 21        | 36      | 33      |
| ..... number..   | 258     | 972     | 631       | 307     | 1 198     | 624     | 606     |
| Broilers and other meat-type chickens sold..... farms..  | -       | -       | -         | -       | 1         | -       | 2       |
| ..... number..   | -       | -       | -         | -       | (D)       | -       | (D)     |
| Selected crops harvested:  |         |         |           |         |           |         |         |
| Corn for grain or seed..... farms..  | 83      | 53      | 83        | 20      | 27        | 40      | 42      |
| ..... acres..  | 2 047   | 1 448   | 4 136     | 272     | 1 506     | 680     | 965     |
| ..... bushels..  | 162 533 | 140 996 | 414 289   | 16 253  | 117 653   | 36 645  | 72 976  |
| Sorghum for grain or seed..... farms..   | 103     | 12      | 31        | 6       | 3         | 2       | 15      |
| ..... acres..  | 6 946   | 777     | 1 324     | 1 099   | 152       | (D)     | 720     |
| ..... bushels..  | 376 725 | 54 978  | 78 888    | 48 894  | 9 850     | (D)     | 50 953  |
| Wheat for grain..... farms..   | 36      | 20      | 29        | 4       | 11        | 2       | 19      |
| ..... acres..  | 1 480   | 1 134   | 2 699     | (D)     | 1 460     | (D)     | 1 964   |
| ..... bushels..  | 46 216  | 30 204  | 68 982    | 6 844   | 40 826    | (D)     | 67 912  |
| Rice..... farms..  | -       | -       | -         | -       | -         | -       | -       |
| ..... acres..  | -       | -       | -         | -       | -         | -       | -       |
| ..... cwt..  | -       | -       | -         | -       | -         | -       | -       |
| Cotton..... farms..  | 119     | 73      | 10        | 8       | 7         | 1       | 4       |
| ..... acres..  | 18 554  | 13 387  | 1 624     | (D)     | 1 060     | (D)     | 602     |
| ..... bales..  | 23 393  | 22 740  | 1 465     | 622     | 1 443     | (D)     | 762     |
| Soybeans for beans..... farms..  | 145     | 60      | 166       | 10      | 12        | 3       | 95      |
| ..... acres..  | 24 425  | 11 511  | 39 412    | 2 746   | 6 982     | (D)     | 31 501  |
| ..... bushels..  | 437 738 | 219 702 | 762 783   | 32 009  | 142 676   | (D)     | 682 338 |
| Hay—alfalfa, other tame, small grain, wild, grass silage, green chop, etc. (see text)..... farms.. | 196     | 196     | 216       | 115     | 80        | 193     | 173     |
| ..... acres..  | 7 491   | 9 142   | 10 476    | 2 925   | 4 836     | 7 407   | 8 954   |
| ..... tons, dry..  | 10 381  | 18 481  | 17 506    | 5 244   | 9 950     | 14 487  | 15 748  |

See footnotes at end of table.

**Table 1. County Summary Highlights: 1987—Con.**

[For meaning of abbreviations and symbols, see introductory text]

| Item   | Coahoma   | Copiah     | Covington | De Soto | Forrest   | Franklin | George  |
|--|-----------|------------|-----------|---------|-----------|----------|---------|
| Farms..... number..  | 237       | 555        | 462       | 503     | 279       | 171      | 340     |
| Land in farms..... acres..   | 260 026   | 151 921    | 79 616    | 166 003 | 47 667    | 47 960   | 50 590  |
| Average size of farm..... acres..  | 1 097     | 274        | 172       | 330     | 171       | 280      | 149     |
| Value of land and buildings <sup>1</sup> :   |           |            |           |         |           |          |         |
| Average per farm..... dollars..  | 777 658   | 182 955    | 117 664   | 285 207 | 139 133   | 163 918  | 127 400 |
| Average per acre..... dollars..  | 745       | 683        | 680       | 945     | 970       | 625      | 1 030   |
| Estimated market value of all machinery and equipment <sup>1</sup> :                               |           |            |           |         |           |          |         |
| Average per farm..... dollars..  | 119 243   | 19 866     | 16 926    | 39 169  | 21 440    | 26 508   | 23 295  |
| Farms by size:   |           |            |           |         |           |          |         |
| 1 to 9 acres.....  | 6         | 18         | 18        | 35      | 20        | 5        | 14      |
| 10 to 49 acres.....  | 26        | 80         | 110       | 152     | 77        | 19       | 97      |
| 50 to 179 acres.....   | 33        | 227        | 202       | 169     | 111       | 76       | 159     |
| 180 to 499 acres.....  | 41        | 185        | 105       | 82      | 52        | 47       | 53      |
| 500 to 999 acres.....  | 57        | 43         | 18        | 28      | 11        | 14       | 13      |
| 1,000 acres or more.....   | 74        | 22         | 9         | 37      | 8         | 10       | 4       |
| Total cropland..... farms..  | 231       | 460        | 386       | 391     | 247       | 144      | 316     |
| Harvested cropland..... acres..  | 247 337   | 65 502     | 35 381    | 123 692 | 23 878    | 18 397   | 24 689  |
| Irrigated land..... farms..  | 229       | 321        | 305       | 307     | 187       | 102      | 260     |
| ..... acres..  | 184 893   | 21 938     | 15 670    | 82 039  | 13 391    | 7 549    | 14 274  |
| ..... farms..  | 100       | 9          | 9         | 19      | 18        | 2        | 32      |
| ..... acres..  | 55 557    | (D)        | 105       | 6 557   | (D)       | (D)      | 616     |
| Market value of agricultural products sold..... \$1,000..  | 58 771    | 25 972     | 17 391    | 20 678  | 8 181     | 2 551    | 5 394   |
| Average per farm..... dollars..  | 247 981   | 46 797     | 37 642    | 41 109  | 29 323    | 14 917   | 15 866  |
| Crops, including nursery and greenhouse crops..... \$1,000..                                       | 58 615    | 2 314      | 1 791     | 15 919  | 2 756     | 1 019    | 3 078   |
| Livestock, poultry, and their products..... \$1,000..  | 156       | 23 658     | 15 600    | 4 759   | 5 425     | 1 531    | 2 316   |
| Farms by value of sales:   |           |            |           |         |           |          |         |
| Less than \$2,500.....   | 25        | 199        | 144       | 185     | 101       | 73       | 135     |
| \$2,500 to \$4,999.....  | 13        | 105        | 80        | 106     | 58        | 42       | 66      |
| \$5,000 to \$9,999.....  | 13        | 91         | 90        | 71      | 36        | 19       | 55      |
| \$10,000 to \$24,999.....  | 17        | 81         | 75        | 56      | 32        | 18       | 45      |
| \$25,000 to \$49,999.....  | 13        | 16         | 25        | 25      | 17        | 6        | 17      |
| \$50,000 to \$99,999.....  | 28        | 11         | 9         | 18      | 10        | 9        | 6       |
| \$100,000 or more.....   | 128       | 52         | 39        | 42      | 25        | 4        | 16      |
| Operators by principal occupation:   |           |            |           |         |           |          |         |
| Farming.....   | 180       | 225        | 176       | 201     | 113       | 73       | 109     |
| Other.....   | 57        | 330        | 286       | 302     | 166       | 98       | 231     |
| Operators by days worked off farm:   |           |            |           |         |           |          |         |
| Any.....   | 83        | 310        | 274       | 335     | 159       | 100      | 240     |
| 200 days or more.....  | 41        | 230        | 214       | 231     | 105       | 73       | 175     |
| Average age of operator..... years..   | 51.4      | 56.8       | 54.8      | 53.6    | 55.8      | 58.0     | 51.6    |
| Total farm production expenses <sup>1</sup> ..... \$1,000..  | 46 380    | 21 638     | 13 761    | 17 835  | 5 759     | 1 856    | 4 198   |
| Average per farm..... dollars..  | 195 695   | 38 918     | 29 657    | 35 529  | 20 641    | 10 854   | 12 346  |
| Livestock and poultry:   |           |            |           |         |           |          |         |
| Cattle and calves inventory..... farms..   | 9         | 454        | 358       | 352     | 196       | 153      | 206     |
| ..... number..   | 641       | 25 426     | 16 971    | 16 787  | 7 295     | 6 261    | 7 751   |
| Beef cows..... farms..   | 9         | 389        | 306       | 299     | 168       | 131      | 175     |
| ..... number..   | 443       | 14 158     | 8 288     | 8 881   | 3 701     | 3 209    | 4 015   |
| Milk cows..... farms..   | -         | 24         | 14        | 22      | 14        | 10       | 18      |
| ..... number..   | -         | 1 023      | 135       | 1 217   | 489       | 173      | 462     |
| Cattle and calves sold..... farms..  | 10        | 450        | 366       | 340     | 190       | 148      | 189     |
| ..... number..   | 347       | 14 921     | 13 043    | 7 870   | 4 064     | 3 355    | 3 361   |
| Hogs and pigs inventory..... farms..   | 12        | 17         | 23        | 33      | 15        | 6        | 19      |
| ..... number..   | 319       | 4 911      | 199       | 656     | 583       | 191      | 4 048   |
| Hogs and pigs sold..... farms..  | 11        | 9          | 22        | 27      | 10        | 6        | 10      |
| ..... number..   | 228       | 10 197     | 567       | 1 205   | 1 379     | (D)      | 4 424   |
| Sheep and lambs inventory..... farms..   | 1         | -          | -         | 5       | 2         | -        | 5       |
| ..... number..   | (D)       | -          | -         | 9       | 2         | -        | 70      |
| Chickens 3 months old or older inventory..... farms..  | 6         | 33         | 38        | 32      | 22        | 25       | 37      |
| ..... number..   | 154       | 633        | 123 813   | 851     | 387       | 438      | 821     |
| Broilers and other meat-type chickens sold..... farms..  | -         | 28         | 21        | -       | 15        | 1        | 1       |
| ..... number..   | -         | 10 559 575 | 4 566 314 | -       | 2 594 297 | (D)      | (D)     |
| Selected crops harvested:  |           |            |           |         |           |          |         |
| Corn for grain or seed..... farms..  | 4         | 27         | 44        | 51      | 24        | 26       | 75      |
| ..... acres..  | 101       | 2 543      | 2 012     | 4 363   | 766       | 3 507    | 1 692   |
| ..... bushels..  | (D)       | 186 438    | 117 548   | 413 563 | 66 048    | 335 000  | 95 000  |
| Sorghum for grain or seed..... farms..   | 43        | 3          | -         | 21      | 2         | -        | 2       |
| ..... acres..  | 4 230     | (D)        | -         | 1 431   | (D)       | -        | (D)     |
| ..... bushels..  | 285 474   | (D)        | -         | 82 631  | (D)       | -        | (D)     |
| Wheat for grain..... farms..   | 89        | 2          | 13        | 45      | 29        | 4        | 21      |
| ..... acres..  | 19 413    | (D)        | 1 590     | 12 602  | 3 303     | 462      | 2 188   |
| ..... bushels..  | 704 271   | (D)        | 61 629    | 522 603 | 142 709   | 13 571   | 103 513 |
| Rice..... farms..  | 53        | -          | -         | 3       | -         | -        | -       |
| ..... acres..  | 11 213    | -          | -         | 1 395   | -         | -        | -       |
| ..... cwt..  | 590 525   | -          | -         | 62 370  | -         | -        | -       |
| Cotton..... farms..  | 154       | 8          | 2         | 43      | -         | 1        | -       |
| ..... acres..  | 64 064    | 1 246      | (D)       | 13 309  | -         | (D)      | -       |
| ..... bales..  | 122 695   | 1 737      | (D)       | 21 295  | -         | (D)      | -       |
| Soybeans for beans..... farms..  | 186       | 7          | 13        | 78      | 29        | 9        | 69      |
| ..... acres..  | 87 516    | 5 639      | 2 053     | 44 293  | 7 821     | 1 371    | 7 400   |
| ..... bushels..  | 1 806 262 | 142 070    | 44 906    | 971 534 | 204 003   | 38 112   | 196 480 |
| Hay—alfalfa, other tame, small grain, wild, grass silage, green chop, etc. (see text)..... farms.. | 3         | 272        | 253       | 206     | 122       | 89       | 134     |
| ..... acres..  | (D)       | 10 382     | 8 683     | 10 794  | 3 123     | 2 154    | 3 343   |
| ..... tons, dry..  | 178       | 20 718     | 15 249    | 17 312  | 5 919     | 3 836    | 6 763   |

See footnotes at end of table.

**Table 1. County Summary Highlights: 1987—Con.**

[For meaning of abbreviations and symbols, see introductory text.]

| Item  | Greene    | Grenada | Hancock | Harrison | Hinds   | Holmes  | Humphreys |
|---|-----------|---------|---------|----------|---------|---------|-----------|
| Farms..... number.....  | 309       | 233     | 208     | 238      | 799     | 420     | 325       |
| Land in farms..... acres.....   | 55 285    | 85 444  | 34 416  | 18 149   | 265 611 | 236 326 | 210 198   |
| Average size of farm..... acres.....  | 179       | 367     | 165     | 76       | 332     | 563     | 647       |
| Value of land and buildings <sup>1</sup> :  |           |         |         |          |         |         |           |
| Average per farm..... dollars.....  | 93 773    | 185 893 | 201 764 | 113 378  | 260 727 | 436 217 | 537 012   |
| Average per acre..... dollars.....  | 603       | 535     | 1 050   | 1 438    | 749     | 839     | 897       |
| Estimated market value of all machinery and equipment <sup>1</sup> :                                  |           |         |         |          |         |         |           |
| Average per farm..... dollars.....  | 14 021    | 31 913  | 15 553  | 14 143   | 26 339  | 57 648  | 94 200    |
| Farms by size:  |           |         |         |          |         |         |           |
| 1 to 9 acres.....   | 7         | 17      | 8       | 39       | 53      | 25      | 12        |
| 10 to 49 acres.....   | 76        | 23      | 71      | 109      | 155     | 35      | 39        |
| 50 to 179 acres.....  | 126       | 80      | 71      | 69       | 321     | 127     | 66        |
| 180 to 499 acres.....   | 78        | 62      | 44      | 17       | 155     | 112     | 84        |
| 500 to 999 acres.....   | 16        | 27      | 10      | 4        | 65      | 53      | 58        |
| 1,000 acres or more.....  | 6         | 24      | 4       | -        | 50      | 68      | 66        |
| Total cropland..... farms.....  | 279       | 190     | 180     | 202      | 629     | 370     | 258       |
| Harvested cropland..... acres.....  | 17 796    | 43 516  | 13 382  | 8 219    | 126 637 | 162 048 | 161 642   |
| Irrigated land..... farms.....  | 219       | 170     | 117     | 163      | 470     | 314     | 236       |
| ..... acres.....  | 6 273     | 25 868  | 4 400   | 2 805    | 58 504  | 103 300 | 109 722   |
| ..... farms.....  | 5         | 9       | 7       | 17       | 12      | 45      | 85        |
| ..... acres.....  | (D)       | 545     | 143     | 43       | 101     | 25 881  | 28 820    |
| Market value of agricultural products sold..... \$1,000.....  | 7 707     | 12 060  | 1 776   | 1 593    | 32 795  | 39 785  | 86 405    |
| Average per farm..... dollars.....  | 24 943    | 51 759  | 8 539   | 6 694    | 41 045  | 94 725  | 265 860   |
| Crops, including nursery and greenhouse..... \$1,000.....   | 492       | 5 117   | 268     | 796      | 9 121   | 36 803  | 33 673    |
| Livestock, poultry, and their products..... \$1,000.....  | 7 216     | 6 943   | 1 508   | 797      | 23 675  | 2 981   | 52 732    |
| Farms by value of sales:  |           |         |         |          |         |         |           |
| Less than \$2,500.....  | 130       | 64      | 110     | 125      | 284     | 140     | 25        |
| \$2,500 to \$4,999.....   | 83        | 46      | 31      | 57       | 165     | 41      | 29        |
| \$5,000 to \$9,999.....   | 43        | 39      | 32      | 22       | 127     | 41      | 21        |
| \$10,000 to \$24,999.....   | 22        | 32      | 14      | 24       | 115     | 50      | 18        |
| \$25,000 to \$49,999.....   | 9         | 15      | 16      | 4        | 45      | 25      | 22        |
| \$50,000 to \$99,999.....   | 3         | 13      | 3       | 2        | 35      | 36      | 34        |
| \$100,000 or more.....  | 19        | 24      | 2       | 4        | 28      | 87      | 176       |
| Operators by principal occupation:  |           |         |         |          |         |         |           |
| Farming.....  | 101       | 99      | 56      | 87       | 275     | 236     | 258       |
| Other.....  | 208       | 134     | 152     | 151      | 524     | 184     | 67        |
| Operators by days worked off farm:  |           |         |         |          |         |         |           |
| Any.....  | 198       | 139     | 147     | 149      | 490     | 189     | 105       |
| 200 days or more.....   | 139       | 98      | 90      | 96       | 350     | 121     | 64        |
| Average age of operator..... years.....   | 54.0      | 53.2    | 52.0    | 56.0     | 56.7    | 54.8    | 49.0      |
| Total farm production expenses <sup>1</sup> ..... \$1,000.....  | 5 948     | 9 792   | 2 248   | 1 565    | 27 222  | 27 953  | 70 040    |
| Average per farm..... dollars.....  | 19 250    | 42 028  | 10 807  | 6 574    | 34 070  | 66 554  | 215 509   |
| Livestock and poultry:  |           |         |         |          |         |         |           |
| Cattle and calves inventory..... farms.....   | 235       | 148     | 153     | 142      | 584     | 260     | 19        |
| ..... number.....   | 7 598     | 10 503  | 5 756   | 3 202    | 45 661  | 15 446  | (D)       |
| Beef cows..... farms.....   | 205       | 138     | 122     | 119      | 499     | 218     | 16        |
| ..... number.....   | 4 744     | 6 030   | 2 806   | 1 618    | 23 661  | 9 317   | 357       |
| Milk cows..... farms.....   | 9         | 3       | 19      | 8        | 22      | 23      | 2         |
| ..... number.....   | 13        | 7       | 631     | 134      | 629     | 125     | (D)       |
| Cattle and calves sold..... farms.....  | 223       | 153     | 138     | 129      | 581     | 227     | 16        |
| ..... number.....   | 3 306     | 6 768   | 2 637   | 1 448    | 24 783  | 6 957   | (D)       |
| Hogs and pigs inventory..... farms.....   | 28        | 18      | 19      | 8        | 59      | 54      | 18        |
| ..... number.....   | 408       | 556     | 760     | 175      | 3 424   | 829     | 521       |
| Hogs and pigs sold..... farms.....  | 21        | 13      | 14      | 6        | 43      | 24      | 15        |
| ..... number.....   | 437       | 668     | 1 443   | 529      | 4 760   | 717     | 914       |
| Sheep and lambs inventory..... farms.....   | 6         | -       | 11      | 5        | 8       | 3       | -         |
| ..... number.....   | 259       | -       | 209     | 472      | 110     | (D)     | -         |
| Chickens 3 months old or older inventory..... farms.....  | 44        | 17      | 21      | 27       | 62      | 42      | 11        |
| ..... number.....   | 95 868    | (D)     | 564     | 551      | (D)     | 694     | 312       |
| Broilers and other meat-type chickens sold..... farms.....  | 19        | -       | -       | -        | -       | -       | -         |
| ..... number.....   | 3 943 452 | -       | -       | -        | -       | -       | -         |
| Selected crops harvested:   |           |         |         |          |         |         |           |
| Corn for grain or seed..... farms.....  | 72        | 28      | 1       | 7        | 66      | 71      | 10        |
| ..... acres.....  | 1 193     | 765     | (D)     | 38       | 2 309   | 1 454   | 514       |
| ..... bushels.....  | 72 024    | 68 321  | (D)     | 1 093    | 177 625 | 110 027 | 54 306    |
| Sorghum for grain or seed..... farms.....   | -         | 21      | 2       | -        | 13      | 32      | 23        |
| ..... acres.....  | -         | 1 090   | (D)     | -        | 1 318   | 2 639   | 1 140     |
| ..... bushels.....  | -         | 70 802  | (D)     | -        | 71 329  | 180 886 | 84 932    |
| Wheat for grain..... farms.....   | -         | 10      | 7       | -        | 25      | 19      | 61        |
| ..... acres.....  | -         | 1 109   | 837     | -        | 3 849   | 2 554   | 8 404     |
| ..... bushels.....  | -         | 35 949  | 15 350  | -        | 112 131 | 71 669  | 269 876   |
| Rice..... farms.....  | -         | 1       | 1       | -        | -       | 6       | 36        |
| ..... acres.....  | -         | (D)     | (D)     | -        | -       | 1 389   | 6 667     |
| ..... cwt.....  | -         | (D)     | (D)     | -        | -       | 73 762  | 313 077   |
| Cotton..... farms.....  | -         | 55      | -       | -        | 44      | 169     | 173       |
| ..... acres.....  | -         | 7 306   | -       | -        | 11 498  | 57 221  | 49 445    |
| ..... bales.....  | -         | 10 031  | -       | -        | 16 824  | 103 757 | 86 794    |
| Soybeans for beans..... farms.....  | 11        | 47      | 5       | 3        | 58      | 114     | 167       |
| ..... acres.....  | 1 127     | 10 649  | 1 031   | 436      | 19 747  | 30 169  | 45 969    |
| ..... bushels.....  | 23 598    | 275 557 | 17 870  | 7 610    | 454 542 | 592 587 | 725 566   |
| Hay—alfalfa, other tame, small grain, wild, grass silage, green chop, etc. (see text)..... farms..... | 155       | 97      | 80      | 97       | 351     | 127     | 8         |
| ..... acres.....  | 3 645     | 5 305   | 2 457   | 1 456    | 17 304  | 8 581   | (D)       |
| ..... tons, dry.....  | 6 739     | (D)     | (D)     | 2 820    | 36 625  | 14 011  | (D)       |

See footnotes at end of table.

Table 1. County Summary Highlights: 1987—Con.

[For meaning of abbreviations and symbols, see introductory text]

| Item  | Issaquena | Itawamba  | Jackson | Jasper    | Jefferson | Jefferson Davis | Jones      |
|---|-----------|-----------|---------|-----------|-----------|-----------------|------------|
| Farms ..... number..  | 107       | 452       | 208     | 423       | 234       | 408             | 800        |
| Land in farms ..... acres..   | 121 019   | 78 932    | 20 692  | 97 908    | 81 073    | 76 851          | 104 172    |
| Average size of farm ..... acres..  | 1 131     | 175       | 101     | 231       | 346       | 188             | 130        |
| Value of land and buildings <sup>1</sup> :  |           |           |         |           |           |                 |            |
| Average per farm ..... dollars..  | 780 804   | 92 746    | 111 350 | 136 953   | 231 697   | 94 922          | 135 893    |
| Average per acre ..... dollars..  | 696       | 560       | 956     | 545       | 744       | 603             | 1 115      |
| Estimated market value of all machinery and equipment <sup>1</sup> :                                |           |           |         |           |           |                 |            |
| Average per farm ..... dollars..  | 120 148   | 26 622    | 15 131  | 21 433    | 16 481    | 16 216          | 20 831     |
| Farms by size:  |           |           |         |           |           |                 |            |
| 1 to 9 acres .....  | 4         | 17        | 30      | 24        | 7         | 13              | 51         |
| 10 to 49 acres .....  | 14        | 89        | 87      | 66        | 28        | 59              | 240        |
| 50 to 179 acres .....   | 18        | 213       | 63      | 178       | 80        | 201             | 360        |
| 180 to 499 acres .....  | 19        | 100       | 17      | 104       | 70        | 104             | 127        |
| 500 to 999 acres .....  | 16        | 27        | 8       | 41        | 30        | 22              | 13         |
| 1,000 acres or more .....   | 36        | 6         | 1       | 10        | 19        | 9               | 9          |
| Total cropland..... farms..   | 105       | 414       | 166     | 344       | 192       | 373             | 676        |
| Harvested cropland..... acres..   | 104 268   | 37 768    | 9 930   | 37 602    | 33 237    | 40 444          | 47 911     |
| Irrigated land..... farms..   | 103       | 355       | 124     | 262       | 115       | 299             | 463        |
| ..... acres..   | 84 927    | 21 774    | 3 644   | 12 728    | 13 691    | 18 104          | 19 060     |
| ..... farms..   | 15        | 9         | 8       | 4         | 4         | 6               | 17         |
| ..... acres..   | 8 149     | 94        | 25      | (D)       | 73        | 132             | 205        |
| Market value of agricultural products sold ..... \$1,000..  | 21 421    | 12 991    | 2 565   | 9 327     | 4 111     | 7 321           | 58 614     |
| Average per farm ..... dollars..  | 200 196   | 28 741    | 12 451  | 22 051    | 17 570    | 17 944          | 73 267     |
| Crops, including nursery and greenhouse crops ..... \$1,000..                                       | 19 732    | 2 753     | 481     | 552       | 2 573     | 1 308           | 1 065      |
| Livestock, poultry, and their products ..... \$1,000..  | 1 688     | 10 238    | 2 084   | 8 776     | 1 538     | 6 013           | 57 549     |
| Farms by value of sales:  |           |           |         |           |           |                 |            |
| Less than \$2,500 .....   | 8         | 166       | 100     | 150       | 95        | 134             | 271        |
| \$2,500 to \$4,999 .....  | 10        | 79        | 36      | 95        | 47        | 90              | 119        |
| \$5,000 to \$9,999 .....  | 13        | 64        | 36      | 67        | 45        | 77              | 98         |
| \$10,000 to \$24,999 .....  | 11        | 73        | 15      | 57        | 28        | 57              | 68         |
| \$25,000 to \$49,999 .....  | 3         | 24        | 10      | 11        | 6         | 21              | 35         |
| \$50,000 to \$99,999 .....  | 11        | 8         | 6       | 23        | 4         | 13              | 30         |
| \$100,000 or more .....   | 51        | 38        | 3       | 20        | 9         | 16              | 179        |
| Operators by principal occupation:  |           |           |         |           |           |                 |            |
| Farming .....   | 84        | 184       | 56      | 160       | 93        | 154             | 351        |
| Other .....   | 23        | 268       | 150     | 263       | 141       | 254             | 449        |
| Operators by days worked off farm:  |           |           |         |           |           |                 |            |
| Any .....   | 36        | 263       | 149     | 233       | 120       | 236             | 483        |
| 200 days or more .....  | 17        | 196       | 122     | 172       | 85        | 160             | 344        |
| Average age of operator ..... years..   | 52.4      | 53.7      | 53.8    | 56.3      | 59.0      | 54.6            | 54.4       |
| Total farm production expenses <sup>1</sup> ..... \$1,000..   | 17 104    | 8 639     | 1 542   | 6 661     | 3 173     | 5 733           | 43 008     |
| Average per farm ..... dollars..  | 159 850   | 19 071    | 7 484   | 15 746    | 13 558    | 14 051          | 53 760     |
| Livestock and poultry:  |           |           |         |           |           |                 |            |
| Cattle and calves inventory ..... farms..   | 16        | 272       | 124     | 333       | 190       | 326             | 563        |
| ..... number..  | 1 534     | 9 386     | 4 945   | 14 309    | 7 531     | 16 110          | 27 342     |
| Beef cows ..... farms..   | 14        | 226       | 112     | 273       | 153       | 277             | 478        |
| ..... number..  | 1 035     | 5 419     | (D)     | 8 105     | 4 694     | 8 950           | 11 674     |
| Milk cows ..... farms..   | -         | 19        | 9       | 31        | 8         | 9               | 33         |
| ..... number..  | -         | 238       | (D)     | 893       | 16        | 170             | 1 166      |
| Cattle and calves sold ..... farms..  | 17        | 260       | 119     | 339       | 188       | 324             | 559        |
| ..... number..  | 749       | 5 347     | 2 316   | 7 824     | 3 805     | 8 350           | 18 138     |
| Hogs and pigs inventory..... farms..  | -         | 34        | 16      | 26        | 17        | 29              | 40         |
| ..... number..  | -         | 2 579     | (D)     | 1 941     | (D)       | 2 407           | 995        |
| Hogs and pigs sold ..... farms..  | -         | 27        | 14      | 18        | 10        | 19              | 20         |
| ..... number..  | -         | 4 062     | (D)     | 3 993     | (D)       | 6 355           | 1 188      |
| Sheep and lambs inventory..... farms..  | -         | 4         | 5       | -         | -         | -               | 8          |
| ..... number..  | -         | (D)       | 122     | -         | -         | -               | 285        |
| Chickens 3 months old or older inventory ..... farms..  | 4         | 21        | 27      | 37        | 41        | 34              | 66         |
| ..... number..  | 30        | 40 331    | 631     | 28 665    | 584       | (D)             | 534 925    |
| Broilers and other meat-type chickens sold ..... farms..  | -         | 29        | -       | 17        | -         | 9               | 155        |
| ..... number..  | -         | 6 107 203 | -       | 3 420 200 | -         | 1 979 768       | 30 061 416 |
| Selected crops harvested:   |           |           |         |           |           |                 |            |
| Corn for grain or seed ..... farms..  | -         | 85        | 19      | 46        | 20        | 71              | 44         |
| ..... acres..   | -         | 1 914     | 481     | 701       | 1 159     | 1 889           | 585        |
| ..... bushels..   | -         | 140 614   | 35 334  | 43 190    | 123 131   | 128 630         | 36 167     |
| Sorghum for grain or seed..... farms..  | 8         | 6         | -       | 1         | -         | 1               | 2          |
| ..... acres..   | 1 248     | 180       | -       | (D)       | -         | (D)             | (D)        |
| ..... bushels..   | 75 916    | 5 557     | -       | (D)       | -         | (D)             | (D)        |
| Wheat for grain ..... farms..   | 35        | 7         | 2       | 3         | 5         | 24              | 19         |
| ..... acres..   | 9 105     | 274       | (D)     | (D)       | 1 275     | 2 926           | 2 154      |
| ..... bushels..   | 331 341   | 9 110     | (D)     | 3 360     | 37 625    | 74 877          | 55 774     |
| Rice ..... farms..  | 10        | -         | -       | -         | -         | -               | -          |
| ..... acres..   | 2 736     | -         | -       | -         | -         | -               | -          |
| ..... cwt..   | 133 663   | -         | -       | -         | -         | -               | -          |
| Cotton..... farms..   | 56        | 59        | -       | -         | 5         | 1               | -          |
| ..... acres..   | 16 042    | 4 820     | -       | -         | (D)       | (D)             | -          |
| ..... baies..   | 28 072    | 4 696     | -       | -         | 2 719     | (D)             | -          |
| Soybeans for beans ..... farms..  | 87        | 105       | 7       | 7         | 11        | 29              | 17         |
| ..... acres..   | 60 694    | 9 481     | 910     | 2 926     | 7 693     | 5 185           | 3 963      |
| ..... bushels..   | 1 528 741 | 161 587   | 25 401  | 64 628    | 223 546   | 88 463          | 56 786     |
| Hay—alfalfa, other tame, small grain, wild, grass silage, green chop, etc. (see text) ..... farms.. | 6         | 231       | 75      | 224       | 84        | 231             | 382        |
| ..... acres..   | 787       | 5 395     | 1 913   | 8 -39     | 3 035     | 8 449           | 12 611     |
| ..... tons, dry..   | (D)       | 9 358     | 2 554   | 16 895    | 6 717     | 16 835          | 26 350     |

See footnotes at end of table.



**Table 1. County Summary Highlights: 1987—Con.**

[For meaning of abbreviations and symbols, see introductory text]

| Item   | Kemper  | Lafayette | Lamar     | Lauderdale | Lawrence | Leake      | Lee     | Leflore   |
|--|---------|-----------|-----------|------------|----------|------------|---------|-----------|
| Farms.....number.....  | 430     | 447       | 336       | 449        | 303      | 659        | 567     | 281       |
| Land in farms.....acres.....   | 107 807 | 113 563   | 57 612    | 86 233     | 61 206   | 96 008     | 131 306 | 277 137   |
| Average size of farm.....acres.....  | 251     | 254       | 171       | 192        | 202      | 146        | 232     | 986       |
| Value of land and buildings <sup>1</sup> :   |         |           |           |            |          |            |         |           |
| Average per farm.....dollars.....  | 122 972 | 132 083   | 142 953   | 129 325    | 136 528  | 103 009    | 163 845 | 774 808   |
| Average per acre.....dollars.....  | 517     | 491       | 888       | 738        | 660      | 757        | 622     | 825       |
| Estimated market value of all machinery and equipment <sup>1</sup> :                                 |         |           |           |            |          |            |         |           |
| Average per farm.....dollars.....  | 20 688  | 21 294    | 26 591    | 19 378     | 24 735   | 26 961     | 30 532  | 118 088   |
| Farms by size:   |         |           |           |            |          |            |         |           |
| 1 to 9 acres.....  | 14      | 9         | 13        | 18         | 7        | 43         | 33      | 3         |
| 10 to 49 acres.....  | 48      | 56        | 99        | 102        | 45       | 131        | 133     | 19        |
| 50 to 179 acres.....   | 183     | 188       | 139       | 188        | 144      | 317        | 226     | 55        |
| 180 to 499 acres.....  | 136     | 142       | 62        | 107        | 84       | 137        | 112     | 45        |
| 500 to 999 acres.....  | 36      | 36        | 17        | 25         | 18       | 27         | 36      | 68        |
| 1,000 acres or more.....   | 13      | 16        | 6         | 9          | 5        | 4          | 27      | 91        |
| Total cropland.....farms.....  | 361     | 395       | 304       | 376        | 272      | 535        | 492     | 270       |
| .....acres.....  | 43 039  | 46 558    | 26 969    | 34 615     | 30 616   | 46 148     | 94 281  | 239 635   |
| Harvested cropland.....farms.....  | 294     | 330       | 218       | 285        | 213      | 427        | 433     | 263       |
| .....acres.....  | 16 194  | 23 693    | 13 720    | 12 507     | 13 283   | 19 880     | 67 661  | 173 487   |
| Irrigated land.....farms.....  | 9       | 8         | 6         | 11         | 6        | 4          | 11      | 112       |
| .....acres.....  | 99      | 99        | (D)       | 82         | 32       | 73         | 59      | 50 540    |
| Market value of agricultural products sold.....\$1,000.....  | 4 292   | 6 961     | 13 042    | 4 647      | 4 985    | 50 236     | 16 010  | 70 861    |
| Average per farm.....dollars.....  | 9 982   | 15 573    | 38 814    | 10 350     | 16 451   | 76 230     | 28 235  | 252 173   |
| Crops, including nursery and greenhouse crops.....\$1,000.....                                       | 1 021   | 4 019     | 2 168     | 1 757      | 1 132    | 2 049      | 6 894   | 57 084    |
| Livestock, poultry, and their products.....\$1,000.....  | 3 271   | 2 942     | 10 874    | 2 890      | 3 852    | 48 187     | 9 115   | 13 776    |
| Farms by value of sales:   |         |           |           |            |          |            |         |           |
| Less than \$2,500.....   | 167     | 160       | 152       | 191        | 101      | 197        | 175     | 19        |
| \$2,500 to \$4,999.....  | 99      | 102       | 46        | 110        | 68       | 112        | 104     | 13        |
| \$5,000 to \$9,999.....  | 66      | 66        | 36        | 68         | 53       | 112        | 107     | 20        |
| \$10,000 to \$24,999.....  | 59      | 73        | 41        | 54         | 49       | 60         | 88      | 33        |
| \$25,000 to \$49,999.....  | 20      | 19        | 9         | 15         | 17       | 17         | 33      | 11        |
| \$50,000 to \$99,999.....  | 10      | 11        | 18        | 4          | 8        | 20         | 25      | 26        |
| \$100,000 or more.....   | 9       | 16        | 34        | 7          | 7        | 141        | 35      | 159       |
| Operators by principal occupation:   |         |           |           |            |          |            |         |           |
| Farming.....   | 181     | 151       | 116       | 104        | 113      | 298        | 188     | 215       |
| Other.....   | 249     | 296       | 220       | 345        | 190      | 361        | 379     | 66        |
| Operators by days worked off farm:   |         |           |           |            |          |            |         |           |
| Any.....   | 240     | 300       | 219       | 330        | 179      | 364        | 359     | 106       |
| 200 days or more.....  | 161     | 202       | 162       | 251        | 111      | 246        | 261     | 70        |
| Average age of operator.....years.....   | 56.2    | 55.5      | 51.4      | 55.0       | 54.8     | 54.3       | 53.2    | 49.5      |
| Total farm production expenses <sup>1</sup> .....\$1,000.....  | 3 489   | 5 630     | 10 510    | 3 849      | 4 278    | 36 705     | 13 967  | 53 478    |
| Average per farm.....dollars.....  | 8 096   | 12 595    | 31 188    | 8 571      | 14 117   | 55 699     | 24 589  | 190 312   |
| Livestock and poultry:   |         |           |           |            |          |            |         |           |
| Cattle and calves inventory.....farms.....   | 368     | 308       | 236       | 346        | 259      | 479        | 381     | 23        |
| .....number.....   | 16 586  | 11 171    | 10 538    | 13 337     | 10 385   | 18 567     | 17 870  | 1 896     |
| Beef cows.....farms.....   | 317     | 275       | 188       | 305        | 228      | 402        | 334     | 21        |
| .....number.....   | 9 983   | 7 015     | 4 653     | 8 333      | 6 121    | 9 964      | 7 627   | 1 076     |
| Milk cows.....farms.....   | 20      | 9         | 25        | 15         | 14       | 24         | 34      | 3         |
| .....number.....   | 275     | 106       | 592       | 188        | 320      | 1 344      | 1 566   | 5         |
| Cattle and calves sold.....farms.....  | 371     | 307       | 240       | 349        | 250      | 474        | 366     | 20        |
| .....number.....   | 9 109   | 8 586     | 9 117     | 7 216      | 5 210    | 10 147     | 9 200   | 526       |
| Hogs and pigs inventory.....farms.....   | 29      | 27        | 26        | 16         | 11       | 33         | 24      | 11        |
| .....number.....   | 578     | 267       | 676       | 124        | 667      | 877        | 1 058   | 466       |
| Hogs and pigs sold.....farms.....  | 19      | 18        | 19        | 10         | 9        | 16         | 16      | 9         |
| .....number.....   | 668     | 309       | 813       | 412        | 754      | 2 857      | 2 811   | (D)       |
| Sheep and lambs inventory.....farms.....   | 2       | 1         | 1         | 3          | 2        | -          | 1       | -         |
| .....number.....   | (D)     | (D)       | (D)       | (D)        | (D)      | -          | (D)     | -         |
| Chickens 3 months old or older inventory.....farms.....  | 44      | 21        | 41        | 27         | 28       | 48         | 45      | 3         |
| .....number.....   | (D)     | 304       | (D)       | 502        | (D)      | 403 734    | 42 854  | 61        |
| Broilers and other meat-type chickens sold.....farms.....  | -       | -         | 18        | 2          | 3        | 130        | 3       | -         |
| .....number.....   | -       | -         | 5 443 000 | (D)        | 989 600  | 30 681 585 | 895 000 | -         |
| Selected crops harvested:  |         |           |           |            |          |            |         |           |
| Corn for grain or seed.....farms.....  | 47      | 82        | 41        | 25         | 36       | 56         | 91      | 9         |
| .....acres.....  | 685     | 2 055     | 490       | 140        | 2 672    | 789        | 4 096   | 560       |
| .....bushels.....  | 42 529  | 150 671   | 31 582    | 7 448      | 124 788  | 47 486     | 365 188 | 42 468    |
| Sorghum for grain or seed.....farms.....   | 1       | 11        | 3         | -          | -        | 3          | 14      | 52        |
| .....acres.....  | (D)     | 913       | (D)       | -          | -        | (D)        | 561     | 4 748     |
| .....bushels.....  | (D)     | 45 523    | (D)       | -          | -        | 4 200      | 26 330  | 286 890   |
| Wheat for grain.....farms.....   | 6       | 6         | 19        | 2          | 8        | 6          | 39      | 30        |
| .....acres.....  | 743     | 389       | 3 037     | (D)        | 1 310    | 514        | 2 956   | 2 469     |
| .....bushels.....  | 27 700  | 8 504     | 93 506    | (D)        | 48 470   | 9 605      | 84 910  | 84 381    |
| Rice.....farms.....  | -       | -         | -         | -          | -        | -          | -       | 47        |
| .....acres.....  | -       | -         | -         | -          | -        | -          | -       | 13 508    |
| .....cwt.....  | -       | -         | -         | -          | -        | -          | -       | 786 832   |
| Cotton.....farms.....  | 2       | 64        | -         | 1          | -        | 38         | 27      | 182       |
| .....acres.....  | (D)     | 7 513     | -         | (D)        | -        | 3 586      | 3 454   | 75 892    |
| .....bales.....  | (D)     | 9 316     | -         | (D)        | -        | 4 298      | 2 631   | 132 155   |
| Soybeans for beans.....farms.....  | 13      | 56        | 16        | 3          | 14       | 30         | 206     | 218       |
| .....acres.....  | 5 209   | 5 414     | 2 361     | (D)        | 4 852    | 3 942      | 47 588  | 76 014    |
| .....bushels.....  | 102 285 | 85 982    | 60 284    | (D)        | 89 905   | 55 424     | 901 379 | 1 593 329 |
| Hay—alfalfa, other tame, small grain, wild, grass silage, green chop, etc. (see text).....farms..... | 271     | 219       | 150       | 245        | 183      | 357        | 283     | 17        |
| .....acres.....  | 9 380   | 7 581     | 5 455     | 11 191     | 4 714    | 9 932      | 9 347   | 990       |
| .....tons, dry.....  | 17 729  | 10 447    | 12 585    | 19 584     | 11 853   | 20 871     | 19 470  | (D)       |

See footnotes at end of table.

**Table 1. County Summary Highlights: 1987—Con.**

[For meaning of abbreviations and symbols, see introductory text]

| Item   | Lincoln | Lowndes | Madison | Marion  | Marshall | Monroe    | Montgomery | Neshoba    |
|--|---------|---------|---------|---------|----------|-----------|------------|------------|
| Farms.....number.....  | 548     | 371     | 502     | 574     | 554      | 542       | 307        | 721        |
| Land in farms.....acres.....   | 103 596 | 131 086 | 216 946 | 96 396  | 197 599  | 185 982   | 97 454     | 132 386    |
| Average size of farm.....acres.....  | 189     | 353     | 432     | 168     | 357      | 343       | 317        | 184        |
| Value of land and buildings <sup>1</sup> :   |         |         |         |         |          |           |            |            |
| Average per farm.....dollars.....  | 133 949 | 204 809 | 374 153 | 140 307 | 216 715  | 214 611   | 173 743    | 107 871    |
| Average per acre.....dollars.....  | 715     | 610     | 907     | 882     | 662      | 606       | 512        | 556        |
| Estimated market value of all machinery and equipment <sup>1</sup> :                                 |         |         |         |         |          |           |            |            |
| Average per farm.....dollars.....  | 23 882  | 25 238  | 44 774  | 21 555  | 29 597   | 32 834    | 43 865     | 24 708     |
| Farms by size:   |         |         |         |         |          |           |            |            |
| 1 to 9 acres.....  | 12      | 28      | 28      | 20      | 26       | 13        | 10         | 20         |
| 10 to 49 acres.....  | 78      | 69      | 91      | 139     | 99       | 100       | 52         | 115        |
| 50 to 179 acres.....   | 257     | 124     | 170     | 251     | 241      | 216       | 102        | 379        |
| 180 to 499 acres.....  | 171     | 67      | 111     | 129     | 97       | 111       | 88         | 172        |
| 500 to 999 acres.....  | 23      | 49      | 56      | 28      | 47       | 60        | 37         | 26         |
| 1,000 acres or more.....   | 7       | 34      | 46      | 7       | 44       | 42        | 18         | 9          |
| Total cropland.....farms.....  | 484     | 325     | 413     | 517     | 455      | 498       | 271        | 646        |
| .....acres.....  | 51 734  | 82 739  | 118 506 | 48 444  | 104 439  | 123 358   | 46 122     | 52 146     |
| Harvested cropland.....farms.....  | 364     | 263     | 345     | 412     | 380      | 440       | 229        | 546        |
| .....acres.....  | 16 832  | 55 758  | 61 209  | 15 884  | 60 961   | 90 025    | 24 601     | 19 515     |
| Irrigated land.....farms.....  | 10      | 12      | 17      | 18      | 9        | 19        | 5          | 13         |
| .....acres.....  | 101     | 320     | 1 167   | 87      | 50       | 864       | 422        | 462        |
| Market value of agricultural products sold.....\$1,000.....  | 13 304  | 9 790   | 23 300  | 9 911   | 18 321   | 16 094    | 8 201      | 26 408     |
| Average per farm.....dollars.....  | 24 278  | 26 388  | 46 414  | 17 266  | 33 070   | 29 694    | 26 713     | 36 627     |
| Crops, including nursery and greenhouse crops.....\$1,000.....                                       | 1 115   | 6 836   | 17 429  | 731     | 12 154   | 10 295    | 5 270      | 488        |
| Livestock, poultry, and their products.....\$1,000.....  | 12 189  | 2 954   | 5 871   | 9 180   | 6 166    | 5 800     | 2 931      | 25 940     |
| Farms by value of sales:   |         |         |         |         |          |           |            |            |
| Less than \$2,500.....   | 190     | 133     | 167     | 244     | 185      | 158       | 92         | 266        |
| \$2,500 to \$4,999.....  | 114     | 49      | 74      | 114     | 93       | 100       | 53         | 138        |
| \$5,000 to \$9,999.....  | 97      | 60      | 60      | 86      | 89       | 84        | 54         | 123        |
| \$10,000 to \$24,999.....  | 61      | 45      | 71      | 67      | 85       | 68        | 40         | 91         |
| \$25,000 to \$49,999.....  | 27      | 26      | 32      | 24      | 29       | 45        | 20         | 22         |
| \$50,000 to \$99,999.....  | 23      | 32      | 35      | 9       | 27       | 41        | 24         | 17         |
| \$100,000 or more.....   | 36      | 26      | 63      | 30      | 46       | 46        | 24         | 64         |
| Operators by principal occupation:   |         |         |         |         |          |           |            |            |
| Farming.....   | 236     | 158     | 206     | 240     | 234      | 236       | 137        | 275        |
| Other.....   | 312     | 213     | 296     | 334     | 320      | 306       | 170        | 446        |
| Operators by days worked off farm:   |         |         |         |         |          |           |            |            |
| Any.....   | 293     | 211     | 305     | 333     | 324      | 339       | 179        | 444        |
| 200 days or more.....  | 202     | 153     | 224     | 206     | 220      | 235       | 130        | 322        |
| Average age of operator.....years.....   | 55.6    | 52.8    | 53.9    | 54.4    | 54.4     | 52.8      | 53.7       | 55.6       |
| Total farm production expenses <sup>1</sup> .....\$1,000.....  | 10 630  | 8 073   | 19 332  | 7 801   | 14 289   | 14 343    | 6 539      | 20 326     |
| Average per farm.....dollars.....  | 19 434  | 21 701  | 38 510  | 13 591  | 25 793   | 26 561    | 21 299     | 28 191     |
| Livestock and poultry:   |         |         |         |         |          |           |            |            |
| Cattle and calves inventory.....farms.....   | 462     | 199     | 330     | 475     | 389      | 332       | 227        | 587        |
| .....number.....   | 25 084  | 11 676  | 22 859  | 20 393  | 22 570   | 20 196    | 11 944     | 26 626     |
| Beef cows.....farms.....   | 390     | 174     | 276     | 376     | 327      | 285       | 202        | 531        |
| .....number.....   | 10 752  | 6 128   | 12 441  | 8 978   | 12 801   | 10 625    | 6 885      | 13 748     |
| Milk cows.....farms.....   | 60      | 9       | 24      | 49      | 27       | 21        | 13         | 36         |
| .....number.....   | 4 270   | 149     | 267     | 2 890   | 1 450    | 831       | 187        | 2 079      |
| Cattle and calves sold.....farms.....  | 467     | 193     | 318     | 458     | 392      | 324       | 213        | 584        |
| .....number.....   | 13 972  | 5 909   | 13 862  | 11 656  | 10 962   | 9 998     | 5 757      | 13 161     |
| Hogs and pigs inventory.....farms.....   | 13      | 38      | 50      | 39      | 57       | 34        | 32         | 18         |
| .....number.....   | 556     | 1 817   | 1 017   | 881     | 3 298    | 6 465     | 1 405      | 298        |
| Hogs and pigs sold.....farms.....  | 10      | 39      | 36      | 20      | 37       | 25        | 19         | 10         |
| .....number.....   | (D)     | 2 680   | 1 619   | 2 860   | 3 257    | 10 704    | 2 641      | 535        |
| Sheep and lambs inventory.....farms.....   | 2       | 2       | 2       | 4       | 3        | 1         | 1          | -          |
| .....number.....   | (D)     | (D)     | (D)     | 133     | 21       | (D)       | (D)        | -          |
| Chickens 3 months old or older inventory.....farms.....  | 29      | 28      | 33      | 57      | 54       | 23        | 21         | 43         |
| .....number.....   | 913     | 486     | (D)     | 70 958  | 1 208    | 2 057     | (D)        | 80 961     |
| Broilers and other meat-type chickens sold.....farms.....  | 2       | -       | -       | 2       | -        | 3         | -          | 53         |
| .....number.....   | (D)     | -       | -       | (D)     | -        | (D)       | -          | 13 088 255 |
| Selected crops harvested:  |         |         |         |         |          |           |            |            |
| Corn for grain or seed.....farms.....  | 32      | 58      | 46      | 77      | 106      | 91        | 79         | 40         |
| .....acres.....  | 2 076   | 915     | 2 978   | 1 168   | 2 795    | 4 509     | 1 202      | 599        |
| .....bushels.....  | 165 583 | 59 367  | 238 080 | 58 538  | 244 621  | 310 849   | 102 902    | 22 747     |
| Sorghum for grain or seed.....farms.....   | -       | 36      | 10      | -       | 24       | 53        | 12         | 1          |
| .....acres.....  | -       | 2 003   | 835     | -       | 2 117    | 2 803     | 739        | (D)        |
| .....bushels.....  | -       | 111 861 | 69 355  | -       | 143 160  | 122 685   | 38 630     | (D)        |
| Wheat for grain.....farms.....   | 4       | 53      | 25      | 17      | 25       | 84        | 5          | 4          |
| .....acres.....  | 331     | 6 512   | 3 699   | 792     | 1 998    | 7 366     | 97         | 36         |
| .....bushels.....  | 11 415  | 237 087 | 127 385 | 23 192  | 66 335   | 227 292   | 2 640      | 1 600      |
| Rice.....farms.....  | -       | -       | -       | -       | -        | -         | -          | -          |
| .....acres.....  | -       | -       | -       | -       | -        | -         | -          | -          |
| .....cwt.....  | -       | -       | -       | -       | -        | -         | -          | -          |
| Cotton.....farms.....  | -       | 31      | 102     | -       | 136      | 57        | 78         | -          |
| .....acres.....  | -       | 4 848   | 33 630  | -       | 21 098   | 9 917     | 10 130     | -          |
| .....bales.....  | -       | 3 726   | 43 080  | -       | 27 251   | 10 212    | 13 881     | -          |
| Soybeans for beans.....farms.....  | 8       | 119     | 52      | 3       | 113      | 205       | 53         | 10         |
| .....acres.....  | 1 206   | 39 102  | 11 734  | 950     | 23 471   | 57 864    | 6 017      | 757        |
| .....bushels.....  | 24 492  | 739 730 | 204 127 | 18 550  | 419 081  | 1 055 129 | 82 057     | 12 863     |
| Hay—alfalfa, other tame, small grain, wild, grass silage, green chop, etc. (see text).....farms..... | 328     | 126     | 230     | 331     | 215      | 242       | 144        | 526        |
| .....acres.....  | 12 069  | 5 821   | 9 200   | 11 888  | 9 754    | 9 954     | 5 835      | 17 827     |
| .....tons, dry.....  | 25 052  | (D)     | 16 502  | 22 738  | 17 133   | 19 632    | 11 859     | 32 343     |

See footnotes at end of table.

**Table 1. County Summary Highlights: 1987—Con.**

[For meaning of abbreviations and symbols, see introductory text]

| Item  | Newton     | Noxubee   | Oktibbeha | Panola  | Pearl River | Perry     | Pike    | Pontotoc |
|---|------------|-----------|-----------|---------|-------------|-----------|---------|----------|
| Farms.....number..  | 599        | 449       | 355       | 643     | 584         | 218       | 483     | 604      |
| Land in farms.....acres..   | 105 232    | 219 079   | 91 819    | 237 903 | 123 870     | 35 878    | 87 139  | 122 181  |
| Average size of farm.....acres..  | 176        | 488       | 259       | 370     | 212         | 165       | 180     | 202      |
| Value of land and buildings <sup>1</sup> :  |            |           |           |         |             |           |         |          |
| Average per farm.....dollars..  | 126 132    | 248 163   | 149 101   | 190 886 | 246 161     | 117 624   | 162 414 | 104 033  |
| Average per acre.....dollars..  | 693        | 482       | 496       | 510     | 1 140       | 698       | 894     | 528      |
| Estimated market value of all machinery and equipment <sup>1</sup> :                              |            |           |           |         |             |           |         |          |
| Average per farm.....dollars..  | 25 712     | 41 929    | 26 025    | 35 109  | 21 651      | 19 191    | 20 314  | 26 368   |
| Farms by size:  |            |           |           |         |             |           |         |          |
| 1 to 9 acres.....   | 16         | 14        | 24        | 23      | 32          | 5         | 14      | 22       |
| 10 to 49 acres.....   | 104        | 46        | 55        | 100     | 183         | 54        | 74      | 122      |
| 50 to 179 acres.....  | 316        | 136       | 150       | 217     | 231         | 108       | 235     | 282      |
| 180 to 499 acres.....   | 124        | 135       | 79        | 162     | 86          | 34        | 126     | 123      |
| 500 to 999 acres.....   | 32         | 67        | 32        | 91      | 34          | 13        | 31      | 40       |
| 1,000 acres or more.....  | 7          | 51        | 15        | 50      | 18          | 4         | 3       | 15       |
| Total cropland.....farms..  | 526        | 405       | 310       | 560     | 520         | 186       | 436     | 545      |
| .....acres..  | 49 645     | 144 964   | 50 762    | 151 139 | 60 900      | 16 419    | 50 819  | 82 969   |
| Harvested cropland.....farms..  | 416        | 327       | 263       | 475     | 349         | 134       | 361     | 475      |
| .....acres..  | 22 289     | 104 566   | 27 235    | 95 412  | 31 911      | 7 880     | 23 318  | 57 470   |
| Irrigated land.....farms..  | 6          | 22        | 9         | 17      | 33          | 4         | 17      | 5        |
| .....acres..  | (D)        | 1 701     | 112       | 4 198   | 340         | (D)       | 226     | 121      |
| Market value of agricultural products sold.....\$1,000..  | 34 770     | 22 034    | 8 486     | 24 194  | 13 800      | 8 558     | 15 246  | 12 289   |
| Average per farm.....dollars..  | 58 040     | 49 073    | 23 905    | 37 626  | 23 630      | 39 257    | 31 565  | 20 337   |
| Crops, including nursery and greenhouse crops.....\$1,000..                                       | 1 632      | 11 745    | 1 778     | 19 998  | 2 897       | 1 007     | 1 056   | 7 619    |
| Livestock, poultry, and their products.....\$1,000..  | 33 139     | 10 289    | 6 708     | 4 196   | 10 903      | 7 551     | 14 190  | 4 665    |
| Farms by value of sales:  |            |           |           |         |             |           |         |          |
| Less than \$2,500.....  | 196        | 98        | 128       | 180     | 269         | 74        | 180     | 215      |
| \$2,500 to \$4,999.....   | 112        | 63        | 68        | 124     | 95          | 59        | 80      | 106      |
| \$5,000 to \$9,999.....   | 81         | 51        | 65        | 107     | 92          | 30        | 70      | 97       |
| \$10,000 to \$24,999.....   | 70         | 74        | 46        | 78      | 60          | 14        | 50      | 82       |
| \$25,000 to \$49,999.....   | 14         | 53        | 11        | 50      | 23          | 9         | 15      | 39       |
| \$50,000 to \$99,999.....   | 26         | 47        | 15        | 34      | 17          | 8         | 33      | 34       |
| \$100,000 or more.....  | 100        | 63        | 22        | 70      | 28          | 24        | 55      | 31       |
| Operators by principal occupation:  |            |           |           |         |             |           |         |          |
| Farming.....  | 275        | 240       | 130       | 303     | 233         | 85        | 211     | 242      |
| Other.....  | 324        | 209       | 225       | 340     | 351         | 133       | 272     | 362      |
| Operators by days worked off farm:  |            |           |           |         |             |           |         |          |
| Any.....  | 338        | 250       | 227       | 339     | 385         | 133       | 267     | 376      |
| 200 days or more.....   | 247        | 167       | 186       | 233     | 256         | 88        | 168     | 262      |
| Average age of operator.....years..   | 53.9       | 52.3      | 54.5      | 54.5    | 52.7        | 55.1      | 53.5    | 51.7     |
| Total farm production expenses <sup>1</sup> .....\$1,000..  | 25 525     | 16 981    | 6 670     | 18 789  | 12 863      | 7 302     | 10 379  | 8 792    |
| Average per farm.....dollars..  | 42 613     | 37 819    | 18 788    | 29 220  | 22 026      | 33 495    | 21 489  | 14 556   |
| Livestock and poultry:  |            |           |           |         |             |           |         |          |
| Cattle and calves inventory.....farms..   | 461        | 270       | 241       | 419     | 415         | 172       | 409     | 334      |
| .....number..   | 22 649     | 21 650    | 13 834    | 20 295  | 35 158      | 7 402     | 26 123  | 12 807   |
| Beef cows.....farms..   | 394        | 180       | 191       | 367     | 357         | 156       | 310     | 278      |
| .....number..   | 10 542     | 9 755     | 5 838     | 11 742  | 12 478      | (D)       | 7 744   | 6 032    |
| Milk cows.....farms..   | 59         | 47        | 34        | 16      | 23          | 2         | 92      | 28       |
| .....number..   | 3 733      | 2 151     | 2 209     | 204     | 1 204       | (D)       | 7 479   | 1 100    |
| Cattle and calves sold.....farms..  | 460        | 265       | 244       | 425     | 400         | 175       | 411     | 321      |
| .....number..   | 11 999     | 11 114    | 7 203     | 12 148  | 24 494      | 3 481     | 10 874  | 6 263    |
| Hogs and pigs inventory.....farms..   | 16         | 55        | 26        | 33      | 32          | 22        | 30      | 39       |
| .....number..   | 2 883      | 15 827    | 4 663     | 706     | 493         | 801       | 1 014   | 1 808    |
| Hogs and pigs sold.....farms..  | 15         | 46        | 21        | 18      | 20          | 15        | 26      | 27       |
| .....number..   | 7 612      | 21 758    | 6 069     | 1 028   | 545         | 1 868     | 1 598   | 2 360    |
| Sheep and lambs inventory.....farms..   | -          | 4         | 5         | 2       | 20          | 1         | 4       | 1        |
| .....number..   | -          | (D)       | 417       | (D)     | 360         | (D)       | 43      | (D)      |
| Chickens 3 months old or older inventory.....farms..  | 36         | 32        | 19        | 29      | 87          | 22        | 43      | 29       |
| .....number..   | 301 634    | 640       | (D)       | 447     | 1 961       | (D)       | 1 001   | 524      |
| Broilers and other meat-type chickens sold.....farms..  | 58         | 1         | 1         | 1       | 1           | 20        | -       | 3        |
| .....number..   | 16 216 003 | (D)       | (D)       | (D)     | (D)         | 4 898 892 | -       | 749 139  |
| Selected crops harvested:   |            |           |           |         |             |           |         |          |
| Corn for grain or seed.....farms..  | 32         | 56        | 22        | 59      | 28          | 30        | 48      | 118      |
| .....acres..  | 207        | 4 271     | 635       | 1 926   | 397         | 465       | 1 788   | 2 866    |
| .....bushels..  | 15 192     | 341 195   | 45 667    | 191 852 | 24 225      | 30 150    | 116 040 | 219 102  |
| Sorghum for grain or seed.....farms..   | 2          | 67        | 7         | 51      | 6           | 3         | -       | 36       |
| .....acres..  | (D)        | 5 092     | 380       | 3 309   | 50          | (D)       | -       | 1 816    |
| .....bushels..  | (D)        | 266 816   | 15 049    | 176 916 | 1 917       | (D)       | -       | 104 668  |
| Wheat for grain.....farms..   | 5          | 54        | 1         | 43      | 24          | 8         | 18      | 29       |
| .....acres..  | 275        | 5 128     | (D)       | 8 373   | 6 439       | 1 278     | 1 811   | 2 026    |
| .....bushels..  | 9 210      | 173 594   | (D)       | 247 469 | 135 183     | 70 420    | 64 325  | 54 984   |
| Rice.....farms..  | -          | -         | -         | 9       | -           | -         | -       | -        |
| .....acres..  | -          | -         | -         | 1 681   | -           | -         | -       | -        |
| .....cwt..  | -          | -         | -         | 56 414  | -           | -         | -       | -        |
| Cotton.....farms..  | -          | 7         | 4         | 158     | -           | -         | -       | 126      |
| .....acres..  | -          | (D)       | 277       | 29 900  | -           | -         | -       | 10 302   |
| .....bales..  | -          | 1 167     | (D)       | 44 572  | -           | -         | -       | 11 582   |
| Soybeans for beans.....farms..  | 12         | 190       | 39        | 163     | 21          | 10        | 15      | 235      |
| .....acres..  | 7 038      | 80 695    | 11 998    | 44 131  | 14 944      | 3 254     | 3 239   | 34 831   |
| .....bushels..  | 181 510    | 1 840 206 | 244 889   | 709 519 | 280 570     | 75 356    | 73 342  | 595 511  |
| Hay—alfalfa, other tame, small grain, wild, grass silage, green chop, etc. (see text).....farms.. | 385        | 162       | 217       | 298     | 242         | 103       | 309     | 240      |
| .....acres..  | 13 247     | 9 341     | 12 527    | 11 497  | 10 284      | 3 262     | 16 364  | 5 982    |
| .....tons, dry..  | 26 889     | 17 564    | 20 275    | 18 725  | 16 847      | 5 510     | 30 428  | 9 613    |

See footnotes at end of table.

**Table 1. County Summary Highlights: 1987—Con.**

[For meaning of abbreviations and symbols, see introductory text]

| Item  | Prentiss | Quitman   | Rankin     | Scott      | Sharkey   | Simpson    | Smith      | Stone     |
|---|----------|-----------|------------|------------|-----------|------------|------------|-----------|
| Farms.....number...   | 405      | 256       | 551        | 688        | 127       | 576        | 662        | 221       |
| Land in farms.....acres...  | 87 159   | 199 767   | 130 631    | 113 926    | 177 963   | 95 132     | 87 046     | 35 670    |
| Average size of farm.....acres...   | 215      | 780       | 237        | 166        | 1 401     | 165        | 131        | 161       |
| Value of land and buildings:<br>Average per farm.....dollars...   | 131 012  | 466 938   | 175 913    | 147 892    | 1 019 315 | 126 995    | 109 733    | 148 299   |
| Average per acre.....dollars...   | 627      | 636       | 825        | 763        | 739       | 748        | 761        | 911       |
| Estimated market value of all machinery and equipment <sup>1</sup> :<br>Average per farm.....dollars... | 26 365   | 79 625    | 27 919     | 33 669     | 180 421   | 29 040     | 26 988     | 8 783     |
| Farms by size:<br>1 to 9 acres.....   | 19       | 7         | 27         | 31         | 5         | 20         | 26         | 3         |
| 10 to 49 acres.....   | 76       | 20        | 104        | 168        | 10        | 131        | 147        | 74        |
| 50 to 179 acres.....  | 182      | 51        | 241        | 310        | 13        | 263        | 353        | 88        |
| 180 to 499 acres.....   | 87       | 58        | 116        | 129        | 20        | 133        | 116        | 40        |
| 500 to 999 acres.....   | 24       | 54        | 40         | 40         | 23        | 22         | 17         | 12        |
| 1,000 acres or more.....  | 17       | 68        | 23         | 10         | 56        | 7          | 3          | 4         |
| Total cropland.....farms...   | 365      | 249       | 450        | 589        | 119       | 486        | 557        | 202       |
| Harvested cropland.....acres...   | 54 963   | 183 188   | 64 892     | 55 517     | 165 808   | 42 240     | 40 189     | 14 425    |
| Irrigated land.....farms...   | 323      | 241       | 350        | 117        | 354       | 13 841     | 12 567     | 5 602     |
| .....acres...   | 40 558   | 145 048   | 29 060     | 21 627     | 133 558   | 12         | 5          | (D)       |
| .....farms...   | 1        | 85        | 9          | 11         | 32        | 12         | 5          | (D)       |
| .....acres...   | (D)      | 33 786    | (D)        | 210        | 10 857    | 114        | 74         | (D)       |
| Market value of agricultural products sold.....\$1,000...   | 8 790    | 33 285    | 32 948     | 103 861    | 41 934    | 54 890     | 54 271     | 4 120     |
| Average per farm.....dollars...   | 21 704   | 130 018   | 59 797     | 150 961    | 330 187   | 95 295     | 81 980     | 18 644    |
| Crops, including nursery and greenhouse crops.....\$1,000...  | 4 587    | 32 669    | 4 850      | 1 839      | 37 577    | 978        | 891        | 757       |
| Livestock, poultry, and their products.....\$1,000...   | 4 203    | 616       | 28 098     | 102 023    | 4 357     | 53 911     | 53 380     | 3 364     |
| Farms by value of sales:<br>Less than \$2,500.....  | 139      | 36        | 171        | 188        | 10        | 164        | 186        | 83        |
| \$2,500 to \$4,999.....   | 95       | 19        | 82         | 107        | 3         | 111        | 119        | 50        |
| \$5,000 to \$9,999.....   | 58       | 13        | 81         | 96         | 5         | 107        | 66         | 47        |
| \$10,000 to \$24,999.....   | 48       | 36        | 72         | 61         | 14        | 67         | 74         | 17        |
| \$25,000 to \$49,999.....   | 16       | 28        | 34         | 20         | 6         | 16         | 41         | 4         |
| \$50,000 to \$99,999.....   | 25       | 43        | 31         | 28         | 13        | 20         | 20         | 8         |
| \$100,000 or more.....  | 24       | 81        | 80         | 188        | 76        | 89         | 156        | 12        |
| Operators by principal occupation:<br>Farming.....  | 177      | 200       | 227        | 335        | 102       | 249        | 314        | 86        |
| Other.....  | 228      | 56        | 324        | 353        | 25        | 327        | 348        | 135       |
| Operators by days worked off farm:<br>Any.....  | 237      | 93        | 336        | 365        | 43        | 324        | 370        | 142       |
| 200 days or more.....   | 158      | 54        | 241        | 253        | 26        | 221        | 260        | 106       |
| Average age of operator.....years...  | 52.5     | 49.4      | 54.3       | 52.9       | 50.5      | 54.5       | 52.1       | 54.1      |
| Total farm production expenses <sup>1</sup> .....\$1,000...   | 6 959    | 26 381    | 25 430     | 79 271     | 33 250    | 44 628     | 42 293     | 2 673     |
| Average per farm.....dollars...   | 17 226   | 102 649   | 46 152     | 115 220    | 261 815   | 77 480     | 63 886     | 12 095    |
| Livestock and poultry:<br>Cattle and calves inventory.....farms...                                      | 241      | 17        | 407        | 511        | 4         | 421        | 501        | 171       |
| .....number...  | 7 570    | 946       | 24 355     | 24 189     | (D)       | 19 295     | 19 079     | 7 035     |
| Beef cows.....farms...  | 205      | 13        | 343        | 434        | 3         | 358        | 445        | 153       |
| .....number...  | 3 817    | (D)       | 12 915     | 14 505     | (D)       | 11 246     | 11 299     | 3 962     |
| Milk cows.....farms...  | 29       | 1         | 13         | 19         | 1         | 19         | 24         | 5         |
| .....number...  | 1 067    | (D)       | 824        | 568        | (D)       | 423        | 188        | 8         |
| Cattle and calves sold.....farms...   | 226      | 15        | 398        | 505        | 3         | 424        | 495        | 170       |
| .....number...  | 5 020    | (D)       | 13 145     | 12 645     | 96        | 12 134     | 12 117     | 4 622     |
| Hogs and pigs inventory.....farms...  | 31       | 7         | 32         | 33         | 5         | 39         | 32         | 16        |
| .....number...  | 3 880    | 111       | 11 824     | 1 462      | 511       | 7 093      | 1 002      | 2 807     |
| Hogs and pigs sold.....farms...   | 26       | 7         | 24         | 20         | 3         | 32         | 24         | 12        |
| .....number...  | 5 312    | 160       | 18 405     | 2 203      | (D)       | 10 551     | 2 234      | 3 245     |
| Sheep and lambs inventory.....farms...  | 1        | 1         | 7          | 3          | -         | 3          | 3          | 9         |
| .....number...  | (D)      | (D)       | 133        | 8          | (D)       | 8          | 8          | 260       |
| Chickens 3 months old or older inventory.....farms...   | 26       | 7         | 34         | 44         | 3         | 50         | 43         | 26        |
| .....number...  | (D)      | 74        | 341 645    | 644 201    | (D)       | 1 863 197  | 316 662    | 504       |
| Broilers and other meat-type chickens sold.....farms...   | -        | -         | 45         | 170        | -         | 69         | 163        | 5         |
| .....number...  | -        | -         | 11 326 328 | 54 298 043 | -         | 18 324 010 | 37 671 966 | 1 179 638 |
| Selected crops harvested:<br>Corn for grain or seed.....farms...  | 74       | 8         | 31         | 40         | 3         | 61         | 38         | 26        |
| .....acres...   | 3 682    | 749       | 724        | 352        | (D)       | 1 694      | 328        | 668       |
| .....bushels...   | 296 939  | 69 754    | 59 627     | 25 641     | (D)       | 116 379    | 14 031     | 55 813    |
| Sorghum for grain or seed.....farms...  | 26       | 88        | -          | 3          | 26        | 2          | -          | -         |
| .....acres...   | 1 593    | 9 683     | -          | 70         | 4 073     | (D)        | -          | -         |
| .....bushels...   | 94 808   | 680 230   | -          | 2 800      | 260 548   | (D)        | -          | -         |
| Wheat for grain.....farms...  | 19       | 106       | 13         | 1          | 47        | 2          | 10         | 4         |
| .....acres...   | 1 643    | 12 844    | 1 393      | (D)        | 7 465     | (D)        | 757        | 662       |
| .....bushels...   | 52 786   | 372 568   | 35 492     | (D)        | 244 027   | (D)        | 18 806     | 12 104    |
| Rice.....farms...   | -        | 50        | -          | -          | 25        | -          | -          | -         |
| .....acres...   | -        | 12 728    | -          | -          | 6 487     | -          | -          | -         |
| .....cwt...   | -        | 627 071   | -          | -          | 348 753   | -          | -          | -         |
| Cotton.....farms...   | 47       | 152       | 34         | 15         | 74        | -          | -          | -         |
| .....acres...   | 5 891    | 36 154    | 6 992      | 1 617      | (D)       | -          | -          | -         |
| .....bales...   | 5 603    | 60 258    | 9 529      | 2 144      | 71 582    | -          | -          | -         |
| Soybeans for beans.....farms...   | 162      | 216       | 47         | 25         | 108       | 12         | 10         | 7         |
| .....acres...   | 24 607   | 78 932    | 7 541      | 6 278      | 83 095    | 2 138      | 963        | 690       |
| .....bushels...   | 350 808  | 1 185 279 | 172 465    | 166 650    | 1 919 151 | 49 374     | 17 075     | 18 684    |
| Hay—alfalfa, other tame, small grain, wild, grass silage, green chop, etc. (see text).....farms...      | 171      | 5         | 287        | 403        | -         | 285        | 381        | 116       |
| .....acres...   | 3 595    | (D)       | 12 434     | 13 165     | -         | 8 706      | 9 520      | 2 991     |
| .....tons, dry...   | 6 146    | (D)       | 26 529     | 29 031     | -         | 16 763     | 19 239     | (D)       |

See footnotes at end of table.

**Table 1. County Summary Highlights: 1987—Con.**

[For meaning of abbreviations and symbols, see introductory text]

| Item  | Sunflower | Tallahatchie | Tate    | Tippah  | Tishomingo | Tunica    | Union   | Walthall |
|---|-----------|--------------|---------|---------|------------|-----------|---------|----------|
| Farms.....number..  | 442       | 404          | 560     | 532     | 298        | 162       | 579     | 611      |
| Land in farms.....acres..   | 347 487   | 296 270      | 162 925 | 99 940  | 43 216     | 245 244   | 100 383 | 110 548  |
| Average size of farm.....acres..  | 786       | 733          | 291     | 188     | 145        | 1 514     | 173     | 181      |
| Value of land and buildings <sup>1</sup> :  |           |              |         |         |            |           |         |          |
| Average per farm.....dollars..  | 542 961   | 479 953      | 169 907 | 103 573 | 91 463     | 1 049 451 | 97 539  | 146 928  |
| Average per acre.....dollars..  | 746       | 690          | 624     | 553     | 593        | 703       | 688     | 855      |
| Estimated market value of all machinery and equipment <sup>1</sup> :                              |           |              |         |         |            |           |         |          |
| Average per farm.....dollars..  | 112 480   | 83 249       | 34 133  | 19 897  | 20 067     | 142 268   | 20 374  | 23 593   |
| Farms by size:  |           |              |         |         |            |           |         |          |
| 1 to 9 acres.....   | 10        | 10           | 22      | 22      | 8          | 1         | 24      | 18       |
| 10 to 49 acres.....   | 28        | 35           | 94      | 103     | 62         | 8         | 138     | 110      |
| 50 to 179 acres.....  | 83        | 81           | 249     | 249     | 151        | 30        | 274     | 301      |
| 180 to 499 acres.....   | 97        | 117          | 117     | 127     | 65         | 17        | 104     | 142      |
| 500 to 999 acres.....   | 118       | 79           | 41      | 14      | 10         | 24        | 25      | 28       |
| 1,000 acres or more.....  | 106       | 82           | 37      | 17      | 2          | 82        | 14      | 12       |
| Total cropland.....farms..  | 404       | 385          | 485     | 485     | 273        | 156       | 525     | 562      |
| .....acres..  | 306 832   | 251 441      | 98 910  | 49 640  | 22 961     | 220 745   | 63 804  | 66 481   |
| Harvested cropland.....farms..  | 387       | 346          | 394     | 425     | 245        | 153       | 476     | 469      |
| .....acres..  | 211 493   | 195 347      | 60 932  | 28 178  | 12 626     | 191 430   | 44 135  | 29 475   |
| Irrigated land.....farms..  | 234       | 93           | 9       | 5       | 6          | 82        | 8       | 18       |
| .....acres..  | 90 260    | 47 958       | 852     | 102     | 91         | 39 868    | 126     | 156      |
| Market value of agricultural products sold.....\$1,000..  | 86 801    | 53 171       | 20 598  | 7 944   | 2 674      | 46 565    | 10 101  | 16 209   |
| Average per farm.....dollars..  | 196 382   | 131 611      | 36 782  | 14 932  | 8 972      | 287 441   | 17 446  | 26 528   |
| Crops, including nursery and greenhouse crops.....\$1,000..                                       | 58 859    | 49 584       | 10 412  | 4 136   | 1 073      | 42 764    | 5 939   | 1 477    |
| Livestock, poultry, and their products.....\$1,000..  | 27 941    | 3 587        | 10 186  | 3 808   | 1 600      | 3 801     | 4 163   | 14 732   |
| Farms by value of sales:  |           |              |         |         |            |           |         |          |
| Less than \$2,500.....  | 24        | 60           | 182     | 221     | 138        | 7         | 240     | 207      |
| \$2,500 to \$4,999.....   | 30        | 45           | 91      | 116     | 59         | 3         | 98      | 124      |
| \$5,000 to \$9,999.....   | 19        | 56           | 95      | 82      | 57         | 23        | 96      | 105      |
| \$10,000 to \$24,999.....   | 51        | 39           | 77      | 55      | 22         | 14        | 64      | 58       |
| \$25,000 to \$49,999.....   | 35        | 36           | 31      | 25      | 13         | 6         | 30      | 28       |
| \$50,000 to \$99,999.....   | 75        | 45           | 20      | 10      | 4          | 15        | 31      | 30       |
| \$100,000 or more.....  | 208       | 123          | 64      | 23      | 5          | 94        | 20      | 59       |
| Operators by principal occupation:  |           |              |         |         |            |           |         |          |
| Farming.....  | 321       | 250          | 235     | 198     | 110        | 140       | 214     | 265      |
| Other.....  | 121       | 154          | 325     | 334     | 188        | 22        | 365     | 346      |
| Operators by days worked off farm:  |           |              |         |         |            |           |         |          |
| Any.....  | 168       | 181          | 319     | 323     | 196        | 52        | 375     | 328      |
| 200 days or more.....   | 95        | 129          | 249     | 242     | 139        | 17        | 268     | 212      |
| Average age of operator.....years..   | 48.6      | 50.8         | 52.8    | 54.7    | 54.3       | 51.8      | 52.4    | 54.5     |
| Total farm production expenses <sup>1</sup> .....\$1,000..  | 68 558    | 44 386       | 15 284  | 5 730   | 2 182      | 36 912    | 8 385   | 11 972   |
| Average per farm.....dollars..  | 155 460   | 109 866      | 27 293  | 10 771  | 7 321      | 227 853   | 14 481  | 19 563   |
| Livestock and poultry:  |           |              |         |         |            |           |         |          |
| Cattle and calves inventory.....farms..   | 32        | 144          | 430     | 372     | 176        | 14        | 361     | 511      |
| .....number..   | 2 920     | 7 211        | 25 629  | 11 233  | 5 137      | 1 025     | 10 210  | 28 473   |
| Beef cows.....farms..   | 28        | 135          | 364     | 299     | 159        | 11        | 313     | 374      |
| .....number..   | 1 744     | (D)          | 12 045  | 5 284   | 3 059      | 650       | 5 090   | 9 235    |
| Milk cows.....farms..   | -         | 2            | 49      | 52      | 14         | 4         | 35      | 98       |
| .....number..   | -         | (D)          | 3 716   | 1 395   | 196        | 4         | 821     | 7 682    |
| Cattle and calves sold.....farms..  | 32        | 154          | 420     | 361     | 175        | 10        | 349     | 512      |
| .....number..   | 2 317     | 3 771        | 12 051  | 5 277   | 2 443      | 492       | 5 169   | 13 219   |
| Hogs and pigs inventory.....farms..   | 8         | 20           | 28      | 50      | 29         | 11        | 53      | 59       |
| .....number..   | (D)       | 3 586        | 1 386   | 1 562   | 2 612      | 146       | 2 070   | 3 230    |
| Hogs and pigs sold.....farms..  | 7         | 10           | 24      | 36      | 24         | 9         | 40      | 34       |
| .....number..   | (D)       | 3 983        | 2 098   | 2 313   | 4 407      | 132       | 4 279   | 4 304    |
| Sheep and lambs inventory.....farms..   | 1         | -            | 4       | 7       | 3          | -         | 5       | 1        |
| .....number..   | (D)       | -            | 23      | 106     | (D)        | -         | 73      | (D)      |
| Chickens 3 months old or older inventory.....farms..  | 3         | 12           | 28      | 52      | 30         | 14        | 35      | 47       |
| .....number..   | 105       | (D)          | 2 202   | 1 617   | 1 120      | 282       | 548     | 845      |
| Broilers and other meat-type chickens sold.....farms..  | -         | -            | -       | -       | -          | -         | 2       | -        |
| .....number..   | -         | -            | -       | -       | -          | -         | (D)     | -        |
| Selected crops harvested:   |           |              |         |         |            |           |         |          |
| Corn for grain or seed.....farms..  | 4         | 16           | 74      | 209     | 109        | 2         | 176     | 50       |
| .....acres..  | 237       | (D)          | 1 592   | 3 121   | 2 505      | (D)       | 4 973   | 1 011    |
| .....bushels..  | 20 450    | 61 803       | 119 169 | 231 156 | 176 786    | (D)       | 381 941 | 61 131   |
| Sorghum for grain or seed.....farms..   | 38        | 45           | 28      | 14      | 7          | 45        | 42      | 2        |
| .....acres..  | 2 650     | 4 659        | 979     | 417     | 270        | 5 553     | 1 524   | (D)      |
| .....bushels..  | 173 487   | 318 052      | 54 764  | 31 109  | 15 769     | 329 278   | 84 689  | (D)      |
| Wheat for grain.....farms..   | 65        | 43           | 38      | 6       | 9          | 95        | 23      | 22       |
| .....acres..  | 9 465     | 4 779        | 5 875   | 139     | 745        | 20 880    | 773     | 4 204    |
| .....bushels..  | 277 683   | 146 067      | 183 311 | 4 700   | 23 700     | 857 234   | 18 744  | 120 017  |
| Rice.....farms..  | 144       | 39           | 5       | -       | -          | 59        | -       | -        |
| .....acres..  | 28 604    | 8 292        | (D)     | -       | -          | 14 866    | -       | -        |
| .....cwt..  | 1 620 174 | 465 970      | (D)     | -       | -          | 746 732   | -       | -        |
| Cotton.....farms..  | 290       | 197          | 116     | 76      | 12         | 77        | 117     | 1        |
| .....acres..  | 84 180    | 70 304       | 14 866  | 4 070   | (D)        | 30 421    | 9 348   | (D)      |
| .....bales..  | 118 834   | 114 726      | 19 913  | 4 813   | 407        | 58 257    | 9 797   | (D)      |
| Soybeans for beans.....farms..  | 302       | 233          | 127     | 141     | 67         | 145       | 189     | 16       |
| .....acres..  | 89 392    | 105 905      | 24 348  | 13 914  | 6 174      | 127 498   | 22 886  | 2 814    |
| .....bushels..  | 1 514 561 | 1 731 454    | 484 404 | 314 689 | 108 518    | 2 954 698 | 443 215 | 64 890   |
| Hay—alfalfa, other tame, small grain, wild, grass silage, green chop, etc. (see text).....farms.. | 20        | 98           | 266     | 296     | 156        | 4         | 283     | 415      |
| .....acres..  | 1 919     | 3 917        | 10 600  | 5 972   | 3 252      | 2 030     | 5 140   | 19 794   |
| .....tons, dry..  | 4 098     | 6 546        | 20 583  | 9 988   | 4 244      | (D)       | 9 277   | 36 413   |

See footnotes at end of table.

**Table 1. County Summary Highlights: 1987—Con.**

[For meaning of abbreviations and symbols, see introductory text]

| Item  | Warren  | Washington | Wayne      | Webster | Wilkinson | Winston | Yalobusha | Yazoo     |
|---|---------|------------|------------|---------|-----------|---------|-----------|-----------|
| Farms.....number..  | 222     | 394        | 470        | 300     | 216       | 548     | 299       | 569       |
| Land in farms.....acres..   | 106 927 | 355 975    | 80 003     | 78 825  | 102 668   | 100 108 | 91 427    | 367 496   |
| Average size of farm.....acres..  | 482     | 903        | 170        | 263     | 475       | 183     | 306       | 646       |
| Value of land and buildings <sup>1</sup> :  |         |            |            |         |           |         |           |           |
| Average per farm.....dollars..  | 462 387 | 777 561    | 110 504    | 126 180 | 298 505   | 91 492  | 141 946   | 390 613   |
| Average per acre.....dollars..  | 986     | 911        | 674        | 504     | 640       | 560     | 463       | 604       |
| Estimated market value of all machinery and equipment <sup>1</sup> :                              |         |            |            |         |           |         |           |           |
| Average per farm.....dollars..  | 38 431  | 128 308    | 19 309     | 31 238  | 23 081    | 23 241  | 23 991    | 65 124    |
| Farms by size:  |         |            |            |         |           |         |           |           |
| 1 to 9 acres.....   | 10      | 10         | 15         | 6       | 12        | 11      | 12        | 12        |
| 10 to 49 acres.....   | 33      | 44         | 119        | 43      | 30        | 108     | 35        | 57        |
| 50 to 179 acres.....  | 71      | 54         | 201        | 134     | 58        | 259     | 104       | 139       |
| 180 to 499 acres.....   | 55      | 67         | 107        | 79      | 65        | 131     | 100       | 147       |
| 500 to 999 acres.....   | 19      | 90         | 24         | 25      | 28        | 31      | 34        | 97        |
| 1,000 acres or more.....  | 34      | 129        | 4          | 13      | 25        | 8       | 14        | 117       |
| Total cropland.....farms..  | 172     | 371        | 404        | 272     | 167       | 498     | 268       | 489       |
| .....acres..  | 60 602  | 319 061    | 29 940     | 42 928  | 34 699    | 49 577  | 44 897    | 243 770   |
| Harvested cropland.....farms..  | 112     | 358        | 310        | 238     | 124       | 412     | 239       | 409       |
| .....acres..  | 39 731  | 238 051    | 10 581     | 28 817  | 13 576    | 19 178  | 26 940    | 165 709   |
| Irrigated land.....farms..  | 2       | 157        | 4          | 4       | 4         | 3       | 7         | 43        |
| .....acres..  | (D)     | 66 616     | (D)        | 88      | (D)       | (D)     | (D)       | 9 572     |
| Market value of agricultural products sold.....\$1,000..  | 12 674  | 92 813     | 20 781     | 8 543   | 4 238     | 7 163   | 7 927     | 61 073    |
| Average per farm.....dollars..  | 57 089  | 235 566    | 44 172     | 28 477  | 19 618    | 13 071  | 26 513    | 107 333   |
| Crops, including nursery and greenhouse crops.....\$1,000..                                       | 11 116  | 69 307     | 631        | 6 646   | 647       | 1 294   | 6 053     | 49 313    |
| Livestock, poultry, and their products.....\$1,000..  | 1 558   | 23 506     | 20 130     | 1 897   | 3 591     | 5 869   | 1 874     | 11 760    |
| Farms by value of sales:  |         |            |            |         |           |         |           |           |
| Less than \$2,500.....  | 68      | 45         | 159        | 107     | 90        | 216     | 126       | 113       |
| \$2,500 to \$4,999.....   | 42      | 14         | 80         | 41      | 32        | 143     | 47        | 70        |
| \$5,000 to \$9,999.....   | 16      | 28         | 83         | 55      | 41        | 83      | 51        | 69        |
| \$10,000 to \$24,999.....   | 36      | 36         | 52         | 41      | 27        | 52      | 22        | 58        |
| \$25,000 to \$49,999.....   | 14      | 30         | 18         | 21      | 9         | 22      | 19        | 40        |
| \$50,000 to \$99,999.....   | 12      | 30         | 9          | 11      | 9         | 16      | 12        | 62        |
| \$100,000 or more.....  | 34      | 211        | 69         | 24      | 8         | 16      | 22        | 157       |
| Operators by principal occupation:  |         |            |            |         |           |         |           |           |
| Farming.....  | 113     | 297        | 185        | 130     | 79        | 184     | 117       | 341       |
| Other.....  | 109     | 97         | 285        | 170     | 137       | 364     | 182       | 228       |
| Operators by days worked off farm:  |         |            |            |         |           |         |           |           |
| Any.....  | 114     | 126        | 283        | 170     | 122       | 333     | 182       | 255       |
| 200 days or more.....   | 76      | 78         | 183        | 122     | 72        | 258     | 132       | 173       |
| Average age of operator.....years..   | 55.5    | 49.8       | 53.0       | 54.8    | 56.4      | 55.2    | 54.3      | 52.4      |
| Total farm production expenses <sup>1</sup> .....\$1,000..  | 9 626   | 70 422     | 14 570     | 6 487   | 3 903     | 5 467   | 5 619     | 50 017    |
| Average per farm.....dollars..  | 43 358  | 178 736    | 30 999     | 21 625  | 18 068    | 9 995   | 18 792    | 88 059    |
| Livestock and poultry:  |         |            |            |         |           |         |           |           |
| Cattle and calves inventory.....farms..   | 129     | 44         | 355        | 190     | 176       | 456     | 208       | 309       |
| .....number..   | 7 082   | 1 645      | 14 340     | 7 873   | 15 551    | 18 342  | 9 005     | 20 158    |
| Beef cows.....farms..   | 111     | 28         | 308        | 162     | 138       | 390     | 186       | 282       |
| .....number..   | (D)     | (D)        | 7 899      | 4 462   | (D)       | 10 179  | 5 029     | 11 685    |
| Milk cows.....farms..   | 1       | 1          | 20         | 12      | 7         | 29      | 9         | 16        |
| .....number..   | (D)     | (D)        | 41         | 501     | (D)       | 1 198   | 270       | 224       |
| Cattle and calves sold.....farms..  | 133     | 38         | 350        | 186     | 170       | 444     | 201       | 298       |
| .....number..   | 3 966   | 1 520      | 8 276      | 3 748   | 7 861     | 8 736   | 4 244     | 11 186    |
| Hogs and pigs inventory.....farms..   | 13      | 12         | 34         | 20      | 17        | 34      | 17        | 50        |
| .....number..   | 2 117   | 251        | 1 992      | 710     | 207       | 713     | 2 649     | 12 446    |
| Hogs and pigs sold.....farms..  | 14      | 9          | 37         | 19      | 7         | 23      | 12        | 44        |
| .....number..   | 3 131   | 169        | 2 933      | 1 233   | 250       | 1 157   | 3 361     | 20 630    |
| Sheep and lambs inventory.....farms..   | 5       | 1          | 12         | -       | -         | -       | -         | 3         |
| .....number..   | 46      | (D)        | 178        | -       | -         | -       | -         | 72        |
| Chickens 3 months old or older inventory.....farms..  | 17      | 9          | 47         | 18      | 36        | 48      | 30        | 28        |
| .....number..   | 407     | (D)        | 67 932     | 425     | 716       | (D)     | 553       | 654       |
| Broilers and other meat-type chickens sold.....farms..  | 1       | -          | 69         | 1       | -         | 4       | -         | -         |
| .....number..   | (D)     | -          | 12 797 485 | (D)     | -         | 988 353 | -         | -         |
| Selected crops harvested:   |         |            |            |         |           |         |           |           |
| Corn for grain or seed.....farms..  | 14      | 8          | 68         | 43      | 21        | 61      | 65        | 60        |
| .....acres..  | 710     | 756        | 975        | 766     | 226       | 428     | 922       | 2 379     |
| .....bushels..  | 56 804  | 69 925     | 51 788     | 53 165  | 11 088    | 18 018  | 69 898    | 226 048   |
| Sorghum for grain or seed.....farms..   | 2       | 104        | -          | 19      | 3         | 5       | 11        | 74        |
| .....acres..  | (D)     | 9 824      | -          | 1 160   | 180       | 266     | 749       | 8 654     |
| .....bushels..  | (D)     | 688 641    | -          | 60 345  | (D)       | 11 468  | 45 336    | 485 859   |
| Wheat for grain.....farms..   | 12      | 161        | 3          | 5       | -         | 6       | 2         | 39        |
| .....acres..  | 1 427   | 29 409     | 80         | 374     | -         | 546     | (D)       | 4 903     |
| .....bushels..  | 56 998  | 1 086 373  | 1 000      | 10 200  | -         | 15 670  | (D)       | 184 648   |
| Rice.....farms..  | -       | 97         | -          | -       | -         | -       | -         | 4         |
| .....acres..  | -       | 26 251     | -          | -       | -         | -       | -         | 722       |
| .....cwt..  | -       | 1 472 842  | -          | -       | -         | -       | -         | 40 380    |
| Cotton.....farms..  | 35      | 201        | -          | 77      | -         | 21      | 66        | 247       |
| .....(D).....   | (D)     | 66 030     | -          | 12 899  | -         | 1 845   | 10 536    | 76 262    |
| .....bales..  | 25 134  | 121 485    | -          | 16 951  | -         | 2 330   | 14 975    | 131 816   |
| Soybeans for beans.....farms..  | 59      | 275        | 9          | 65      | 5         | 15      | 52        | 210       |
| .....acres..  | 22 684  | 108 264    | 1 138      | 8 429   | 2 240     | 2 319   | 8 482     | 66 157    |
| .....bushels..  | 620 950 | 2 702 862  | 27 530     | 156 061 | 66 450    | 24 574  | 128 271   | 1 158 565 |
| Hay—alfalfa, other tame, small grain, wild, grass silage, green chop, etc. (see text).....farms.. | 41      | 19         | 255        | 150     | 99        | 342     | 159       | 153       |
| .....acres..  | 1 691   | 1 604      | 8 038      | 5 184   | 10 461    | 12 839  | 5 378     | 7 366     |
| .....tons, dry..  | (D)     | 2 609      | 14 969     | 8 439   | (D)       | 22 976  | 6 685     | 13 103    |

<sup>1</sup>Data are based on a sample of farms.

**Table 2. Market Value of Agricultural Products Sold and Farms by Standard Industrial Classification: 1987 and 1982**

[For meaning of abbreviations and symbols, see introductory text]

| Item  | Mississippi | Adams  | Alcorn | Amite  | Attala | Benton | Boivar  |
|---|-------------|--------|--------|--------|--------|--------|---------|
| <b>MARKET VALUE OF AGRICULTURAL PRODUCTS SOLD</b>                 |             |        |        |        |        |        |         |
| Total sales (see text) ----- farms, 1987..                        | 34 074      | 159    | 434    | 528    | 427    | 232    | 478     |
| ----- farms, 1982..   | 42 415      | 220    | 587    | 700    | 564    | 309    | 528     |
| ----- \$1,000, 1987..   | 1 862 903   | 8 336  | 5 771  | 13 381 | 9 369  | 8 006  | 79 363  |
| ----- \$1,000, 1982..   | 1 918 486   | 8 190  | 7 562  | 15 717 | 10 782 | 7 929  | 93 271  |
| Average per farm ----- dollars, 1987..                            | 54 672      | 52 428 | 13 297 | 25 343 | 21 941 | 34 509 | 166 031 |
| ----- dollars, 1982..   | 45 231      | 37 226 | 12 883 | 22 453 | 19 116 | 25 660 | 176 650 |
| 1987 value of sales:  |             |        |        |        |        |        |         |
| Less than \$1,000 ----- farms..                                   | 5 310       | 18     | 99     | 96     | 83     | 42     | 24      |
| ----- \$1,000..   | 1 734       | 5      | 36     | 31     | 31     | 10     | 10      |
| \$1,000 to \$2,499 ----- farms..                                  | 5 799       | 40     | 71     | 98     | 78     | 31     | 31      |
| ----- \$1,000..   | 9 716       | 72     | 115    | 161    | 133    | 52     | 47      |
| \$2,500 to \$4,999 ----- farms..                                  | 5 985       | 32     | 77     | 101    | 101    | 39     | 38      |
| ----- \$1,000..   | 21 281      | 105    | 268    | 349    | 352    | 138    | 138     |
| \$5,000 to \$9,999 ----- farms..                                  | 5 012       | 23     | 90     | 86     | 54     | 36     | 35      |
| ----- \$1,000..   | 35 115      | 160    | 602    | 593    | 382    | 284    | 230     |
| \$10,000 to \$19,999 ----- farms..                                | 3 307       | 14     | 37     | 58     | 37     | 29     | 23      |
| ----- \$1,000..   | 45 838      | 197    | 472    | 801    | 529    | 392    | 308     |
| \$20,000 to \$24,999 ----- farms..                                | 763         | 3      | 13     | 5      | 10     | 3      | 4       |
| ----- \$1,000..   | 16 894      | 71     | 289    | 109    | 222    | 67     | 85      |
| \$25,000 to \$39,999 ----- farms..                                | 1 303       | 6      | 14     | 18     | 16     | 6      | 28      |
| ----- \$1,000..   | 40 779      | 193    | 438    | 501    | 504    | 178    | 861     |
| \$40,000 to \$49,999 ----- farms..                                | 468         | 6      | 4      | 4      | 7      | 5      | 16      |
| ----- \$1,000..   | 20 846      | 281    | (D)    | 194    | 319    | 222    | 691     |
| \$50,000 to \$99,999 ----- farms..                                | 1 710       | 3      | 20     | 24     | 20     | 21     | 66      |
| ----- \$1,000..   | 123 986     | 231    | (D)    | 1 731  | 1 498  | 1 383  | 4 781   |
| \$100,000 to \$249,999 ----- farms..                              | 2 405       | 9      | 7      | 27     | 17     | 11     | 124     |
| ----- \$1,000..   | 390 887     | 1 273  | (D)    | 4 535  | 2 786  | 1 845  | 20 355  |
| \$250,000 to \$499,999 ----- farms..                              | 1 318       | -      | 1      | 10     | 3      | 8      | 56      |
| ----- \$1,000..   | 458 812     | -      | (D)    | (D)    | (D)    | (D)    | 19 438  |
| \$500,000 or more ----- farms..                                   | 684         | 6      | 1      | 1      | 1      | 1      | 33      |
| ----- \$1,000..   | 696 985     | 5 750  | (D)    | (D)    | (D)    | (D)    | 32 421  |
| 1982 value of sales <sup>1</sup> :                                |             |        |        |        |        |        |         |
| Less than \$1,000 ----- farms..                                   | 8 328       | 63     | 120    | 176    | 161    | 47     | 19      |
| ----- \$1,000..   | 3 024       | 19     | 40     | 60     | 49     | 16     | (D)     |
| \$1,000 to \$2,499 ----- farms..                                  | 8 056       | 55     | 128    | 147    | 118    | 50     | 23      |
| ----- \$1,000..   | 13 299      | 91     | 208    | 232    | 197    | 79     | (D)     |
| \$2,500 to \$4,999 ----- farms..                                  | 6 911       | 15     | 101    | 116    | 100    | 57     | 35      |
| ----- \$1,000..   | 24 584      | 49     | 370    | 404    | 353    | 203    | 134     |
| \$5,000 to \$9,999 ----- farms..                                  | 5 445       | 31     | 81     | 102    | 63     | 38     | 43      |
| ----- \$1,000..   | 37 941      | 217    | 565    | 720    | 429    | 257    | 303     |
| \$10,000 to \$19,999 ----- farms..                                | 3 510       | 17     | 66     | 51     | 38     | 36     | 43      |
| ----- \$1,000..   | 49 257      | 220    | 949    | 720    | 507    | 526    | 616     |
| \$20,000 to \$24,999 ----- farms..                                | 867         | 3      | 16     | 11     | 16     | 8      | 18      |
| ----- \$1,000..   | 19 224      | 69     | 354    | 246    | 361    | 175    | 399     |
| \$25,000 to \$39,999 ----- farms..                                | 1 632       | 9      | 29     | 13     | 14     | 18     | 33      |
| ----- \$1,000..   | 51 268      | 257    | 841    | 406    | 438    | 563    | 999     |
| \$40,000 to \$49,999 ----- farms..                                | 676         | 2      | 11     | 3      | 8      | 10     | 19      |
| ----- \$1,000..   | 30 218      | (D)    | 492    | 138    | 355    | 461    | 855     |
| \$50,000 to \$99,999 ----- farms..                                | 2 148       | 13     | 22     | 31     | 18     | 22     | 69      |
| ----- \$1,000..   | 155 104     | (D)    | 1 546  | 2 345  | 1 299  | 1 566  | 5 376   |
| \$100,000 to \$249,999 ----- farms..                              | 2 844       | 5      | 10     | 39     | 22     | 19     | 115     |
| ----- \$1,000..   | 459 472     | 894    | 1 312  | 6 082  | 3 511  | 2 790  | 19 093  |
| \$250,000 to \$499,999 ----- farms..                              | 1 341       | 2      | 3      | 10     | 4      | 4      | 68      |
| ----- \$1,000..   | 458 571     | (D)    | 885    | (D)    | (D)    | 1 293  | 23 310  |
| \$500,000 or more ----- farms..                                   | 635         | 5      | -      | 1      | 2      | -      | 42      |
| ----- \$1,000..   | 613 506     | (D)    | -      | (D)    | (D)    | -      | 41 843  |
| Sales by commodity or commodity group:                            |             |        |        |        |        |        |         |
| Crops, including nursery and greenhouse crops ----- farms, 1987.. | 13 150      | 56     | 212    | 88     | 140    | 126    | 453     |
| ----- farms, 1982..   | 17 357      | 79     | 332    | 125    | 186    | 191    | 499     |
| ----- \$1,000, 1987..   | 913 913     | 7 281  | 3 316  | 684    | 6 643  | 6 892  | 71 986  |
| ----- \$1,000, 1982..   | 1 122 471   | 7 427  | 5 600  | 1 642  | 7 469  | 6 913  | 90 244  |
| Grains ----- farms, 1987..  | 7 902       | 22     | 147    | 14     | 41     | 81     | 417     |
| ----- farms, 1982..   | 12 639      | 45     | 274    | 62     | 107    | 150    | 473     |
| ----- \$1,000, 1987..   | 357 668     | 5 394  | 2 000  | 357    | 555    | 2 095  | 48 807  |
| ----- \$1,000, 1982..   | 625 436     | 5 658  | 5 202  | 1 484  | 2 271  | 3 591  | 70 617  |
| Corn for grain ----- farms, 1987..                                | 1 849       | 4      | 68     | 10     | 18     | 47     | 3       |
| ----- farms, 1982..   | 1 526       | 3      | 31     | 23     | 15     | 30     | 4       |
| ----- \$1,000, 1987..   | 15 519      | 239    | 569    | (D)    | 205    | 453    | (D)     |
| ----- \$1,000, 1982..   | 7 742       | (D)    | 136    | 31     | 97     | 66     | (D)     |
| Wheat ----- farms, 1987..   | 1 941       | 8      | 10     | 4      | 7      | 7      | 166     |
| ----- farms, 1982..   | 4 225       | 7      | 52     | 18     | 27     | 20     | 254     |
| ----- \$1,000, 1987..   | 26 643      | 111    | 46     | 73     | 29     | 79     | 2 984   |
| ----- \$1,000, 1982..   | 89 915      | 146    | 383    | 192    | 267    | 153    | 8 295   |
| Soybeans ----- farms, 1987..                                      | 6 421       | 19     | 111    | 4      | 25     | 57     | 398     |
| ----- farms, 1982..   | 11 057      | 43     | 253    | 38     | 92     | 132    | 450     |
| ----- \$1,000, 1987..   | 221 571     | 5 044  | 1 331  | (D)    | 312    | 1 436  | 21 635  |
| ----- \$1,000, 1982..   | 435 773     | 5 412  | 4 245  | 1 233  | 1 846  | 3 277  | 38 337  |
| Sorghum for grain ----- farms, 1987..                             | 1 257       | -      | 19     | -      | 4      | 13     | 41      |
| ----- farms, 1982..   | 628         | 1      | 27     | 3      | 4      | 9      | 3       |
| ----- \$1,000, 1987..   | 11 432      | -      | 53     | -      | 9      | 127    | 384     |
| ----- \$1,000, 1982..   | 8 713       | (D)    | 438    | (D)    | 61     | 94     | 14      |
| Barley ----- farms, 1987..  | 1           | -      | -      | -      | -      | -      | -       |
| ----- farms, 1982..   | (NA)        | (NA)   | (NA)   | (NA)   | (NA)   | (NA)   | (NA)    |
| ----- \$1,000, 1987..   | (D)         | -      | -      | -      | -      | -      | -       |
| ----- \$1,000, 1982..   | (NA)        | (NA)   | (NA)   | (NA)   | (NA)   | (NA)   | (NA)    |
| Oats ----- farms, 1987..  | 71          | -      | -      | -      | -      | -      | 3       |
| ----- farms, 1982..   | 138         | -      | -      | 3      | -      | -      | 3       |
| ----- \$1,000, 1987..   | (D)         | -      | -      | -      | -      | -      | (D)     |
| ----- \$1,000, 1982..   | 487         | -      | -      | (D)    | -      | -      | (D)     |
| Other grains <sup>2</sup> ----- farms, 1987..                     | 809         | -      | -      | -      | -      | -      | 214     |
| ----- farms, 1982..   | 727         | -      | -      | -      | -      | -      | 198     |
| ----- \$1,000, 1987..   | 82 296      | -      | -      | -      | -      | -      | 23 804  |
| ----- \$1,000, 1982..   | 82 806      | -      | -      | -      | -      | -      | 23 917  |

See footnotes at end of table.

**Table 2. Market Value of Agricultural Products Sold and Farms by Standard Industrial Classification: 1987 and 1982—Con.**

[For meaning of abbreviations and symbols, see introductory text]

| Item   | Calhoun | Carroll | Chickasaw | Choctaw | Claiborne | Clarke | Clay   |
|--|---------|---------|-----------|---------|-----------|--------|--------|
| <b>MARKET VALUE OF AGRICULTURAL PRODUCTS SOLD</b>    |         |         |           |         |           |        |        |
| Total sales (see text) ----- farms, 1987..           | 419     | 431     | 447       | 228     | 219       | 352    | 393    |
| ----- farms, 1982..                                  | 501     | 490     | 564       | 332     | 258       | 445    | 458    |
| ----- \$1,000, 1987..                                | 15 830  | 15 849  | 15 491    | 3 650   | 6 015     | 2 785  | 12 562 |
| ----- \$1,000, 1982..                                | 16 854  | 13 680  | 20 154    | 5 372   | 11 943    | 3 067  | 13 586 |
| Average per farm ----- dollars, 1987..               | 37 780  | 36 773  | 34 655    | 16 009  | 27 467    | 7 912  | 31 964 |
| ----- dollars, 1982..                                | 33 640  | 27 918  | 35 733    | 16 182  | 46 292    | 6 891  | 29 620 |
| 1987 value of sales:                                 |         |         |           |         |           |        |        |
| Less than \$1,000 ----- farms..                      | 33      | 67      | 71        | 46      | 59        | 68     | 59     |
| ----- \$1,000..                                      | 11      | 20      | 27        | 15      | 23        | 22     | 22     |
| \$1,000 to \$2,499 ----- farms..                     | 40      | 83      | 66        | 53      | 41        | 72     | 59     |
| ----- \$1,000..                                      | 65      | 139     | 112       | 92      | 65        | 117    | 114    |
| \$2,500 to \$4,999 ----- farms..                     | 99      | 77      | 71        | 56      | 35        | 84     | 63     |
| ----- \$1,000..                                      | 358     | 266     | 256       | 193     | 126       | 289    | 222    |
| \$5,000 to \$9,999 ----- farms..                     | 90      | 69      | 54        | 26      | 21        | 63     | 59     |
| ----- \$1,000..                                      | 609     | 502     | 377       | 177     | 153       | 429    | 420    |
| \$10,000 to \$19,999 ----- farms..                   | 51      | 54      | 63        | 26      | 28        | 32     | 48     |
| ----- \$1,000..                                      | 709     | 764     | 904       | 359     | 399       | (D)    | 662    |
| \$20,000 to \$24,999 ----- farms..                   | 11      | 9       | 15        | 3       | 5         | 13     | 16     |
| ----- \$1,000..                                      | 241     | 202     | 329       | 60      | 111       | (D)    | 355    |
| \$25,000 to \$39,999 ----- farms..                   | 17      | 12      | 31        | 10      | 8         | 13     | 26     |
| ----- \$1,000..                                      | 531     | 377     | 984       | 307     | 234       | (D)    | 829    |
| \$40,000 to \$49,999 ----- farms..                   | 6       | 5       | 7         | 2       | 4         | 2      | 9      |
| ----- \$1,000..                                      | 267     | 220     | (D)       | (D)     | (D)       | (D)    | 386    |
| \$50,000 to \$99,999 ----- farms..                   | 24      | 22      | 37        | 2       | 8         | 5      | 30     |
| ----- \$1,000..                                      | 1 620   | 1 574   | (D)       | (D)     | (D)       | (D)    | 2 095  |
| \$100,000 to \$249,999 ----- farms..                 | 33      | 22      | 25        | 2       | 6         | 3      | 14     |
| ----- \$1,000..                                      | 5 727   | 3 540   | (D)       | (D)     | (D)       | 379    | 2 462  |
| \$250,000 to \$499,999 ----- farms..                 | 13      | 7       | 2         | 1       | 1         | -      | 9      |
| ----- \$1,000..                                      | (D)     | 2 653   | (D)       | (D)     | (D)       | -      | (D)    |
| \$500,000 or more ----- farms..                      | 2       | 4       | 5         | 1       | 3         | -      | 1      |
| ----- \$1,000..                                      | (D)     | 5 573   | 4 800     | (D)     | 3 004     | -      | (D)    |
| 1982 value of sales:                                 |         |         |           |         |           |        |        |
| Less than \$1,000 ----- farms..                      | 71      | 95      | 72        | 93      | 53        | 115    | 90     |
| ----- \$1,000..                                      | 20      | 29      | 25        | (D)     | (D)       | 38     | 31     |
| \$1,000 to \$2,499 ----- farms..                     | 57      | 87      | 90        | 78      | 54        | 122    | 77     |
| ----- \$1,000..                                      | 94      | 137     | 152       | (D)     | 92        | 201    | 125    |
| \$2,500 to \$4,999 ----- farms..                     | 73      | 93      | 94        | 50      | 48        | 87     | 67     |
| ----- \$1,000..                                      | 260     | 326     | 334       | 173     | 170       | 295    | 247    |
| \$5,000 to \$9,999 ----- farms..                     | 80      | 82      | 68        | 54      | 23        | 66     | 69     |
| ----- \$1,000..                                      | 556     | 570     | 493       | 379     | 154       | 443    | 498    |
| \$10,000 to \$19,999 ----- farms..                   | 57      | 34      | 77        | 20      | 24        | 25     | 48     |
| ----- \$1,000..                                      | 775     | 489     | 1 124     | 300     | 336       | 333    | 678    |
| \$20,000 to \$24,999 ----- farms..                   | 18      | 9       | 16        | 7       | 6         | 11     | 8      |
| ----- \$1,000..                                      | 399     | 203     | 353       | (D)     | 131       | 231    | 182    |
| \$25,000 to \$39,999 ----- farms..                   | 37      | 22      | 39        | 5       | 15        | 8      | 21     |
| ----- \$1,000..                                      | 1 154   | 696     | 1 196     | (D)     | 425       | 276    | 669    |
| \$40,000 to \$49,999 ----- farms..                   | 14      | 6       | 13        | 1       | 5         | 2      | 7      |
| ----- \$1,000..                                      | 652     | 275     | 568       | (D)     | 225       | (D)    | 306    |
| \$50,000 to \$99,999 ----- farms..                   | 42      | 24      | 52        | 11      | 16        | 4      | 33     |
| ----- \$1,000..                                      | 3 028   | 1 782   | 3 742     | (D)     | 1 102     | (D)    | 2 381  |
| \$100,000 to \$249,999 ----- farms..                 | 44      | 29      | 32        | 8       | 6         | 4      | 31     |
| ----- \$1,000..                                      | 6 814   | 4 483   | 4 559     | 1 148   | 848       | (D)    | 4 383  |
| \$250,000 to \$499,999 ----- farms..                 | 7       | 4       | 5         | 3       | 4         | 1      | 4      |
| ----- \$1,000..                                      | (D)     | 1 082   | 1 586     | (D)     | 1 214     | (D)    | 1 140  |
| \$500,000 or more ----- farms..                      | 1       | 5       | 6         | 1       | 3         | -      | 3      |
| ----- \$1,000..                                      | (D)     | 3 607   | 6 023     | (D)     | 7 215     | -      | 2 927  |
| <b>Sales by commodity or commodity group:</b>        |         |         |           |         |           |        |        |
| <b>Crops, including nursery and greenhouse crops</b> |         |         |           |         |           |        |        |
| ----- farms, 1987..                                  | 269     | 141     | 244       | 56      | 46        | 64     | 144    |
| ----- farms, 1982..                                  | 335     | 197     | 332       | 111     | 93        | 97     | 210    |
| ----- \$1,000, 1987..                                | 12 788  | 8 595   | 6 664     | 612     | 1 637     | 359    | 4 679  |
| ----- \$1,000, 1982..                                | 14 390  | 9 999   | 11 320    | 2 828   | 5 079     | 700    | 7 103  |
| Grains ----- farms, 1987..                           | 193     | 83      | 187       | 14      | 16        | 16     | 99     |
| ----- farms, 1982..                                  | 299     | 148     | 303       | 69      | 70        | 40     | 179    |
| ----- \$1,000, 1987..                                | 3 306   | 1 523   | 5 192     | 323     | 1 076     | 155    | 4 038  |
| ----- \$1,000, 1982..                                | 7 926   | 4 017   | 10 180    | 1 986   | 4 925     | 448    | 6 820  |
| Corn for grain ----- farms, 1987..                   | 35      | 21      | 43        | 2       | 10        | 14     | 13     |
| ----- farms, 1982..                                  | 16      | 25      | 15        | 15      | 10        | 21     | 13     |
| ----- \$1,000, 1987..                                | 201     | 233     | 724       | (D)     | 193       | 36     | 116    |
| ----- \$1,000, 1982..                                | (D)     | (D)     | (D)       | 24      | (D)       | 45     | 132    |
| Wheat ----- farms, 1987..                            | 34      | 19      | 29        | 3       | 11        | 2      | 19     |
| ----- farms, 1982..                                  | 99      | 48      | 78        | 32      | 23        | 15     | 64     |
| ----- \$1,000, 1987..                                | 124     | (D)     | 175       | (D)     | (D)       | (D)    | 188    |
| ----- \$1,000, 1982..                                | 1 023   | 602     | 1 312     | 393     | 573       | 209    | 985    |
| Soybeans ----- farms, 1987..                         | 145     | 59      | 164       | 9       | 9         | 3      | 95     |
| ----- farms, 1982..                                  | 271     | 131     | 292       | 50      | 53        | 15     | 162    |
| ----- \$1,000, 1987..                                | 2 364   | 1 106   | 4 153     | 201     | 763       | (D)    | 3 686  |
| ----- \$1,000, 1982..                                | 6 037   | 3 185   | 8 629     | 1 438   | 4 305     | 144    | 5 640  |
| Sorghum for grain ----- farms, 1987..                | 92      | 11      | 29        | 6       | 2         | -      | 10     |
| ----- farms, 1982..                                  | 66      | 2       | 16        | 8       | 4         | 6      | 6      |
| ----- \$1,000, 1987..                                | 617     | 94      | (D)       | 101     | (D)       | -      | (D)    |
| ----- \$1,000, 1982..                                | 828     | (D)     | 148       | 141     | 26        | 49     | (D)    |
| Barley ----- farms, 1987..                           | -       | -       | -         | -       | -         | -      | 1      |
| ----- farms, 1982..                                  | (NA)    | (NA)    | (NA)      | (NA)    | (NA)      | (NA)   | (NA)   |
| ----- \$1,000, 1987..                                | (NA)    | (NA)    | (NA)      | (NA)    | (NA)      | (NA)   | (NA)   |
| ----- \$1,000, 1982..                                | (NA)    | (NA)    | (NA)      | (NA)    | (NA)      | (NA)   | (NA)   |
| Oats ----- farms, 1987..                             | -       | 1       | -         | -       | -         | -      | 1      |
| ----- farms, 1982..                                  | 1       | -       | 2         | -       | 1         | -      | 3      |
| ----- \$1,000, 1987..                                | -       | (D)     | (D)       | -       | -         | -      | (D)    |
| ----- \$1,000, 1982..                                | (D)     | -       | (D)       | -       | (D)       | -      | (D)    |
| Other grains <sup>2</sup> ----- farms, 1987..        | -       | -       | 1         | -       | -         | -      | -      |
| ----- farms, 1982..                                  | -       | -       | -         | -       | -         | -      | -      |
| ----- \$1,000, 1987..                                | -       | -       | (D)       | -       | -         | -      | -      |
| ----- \$1,000, 1982..                                | -       | -       | -         | -       | -         | -      | -      |

See footnotes at end of table.



**Table 2. Market Value of Agricultural Products Sold and Farms by Standard Industrial Classification: 1987 and 1982—Con.**

[For meaning of abbreviations and symbols, see introductory text]

| Item  | Coahoma | Copiah | Covington | De Soto | Forrest | Franklin | George |
|---|---------|--------|-----------|---------|---------|----------|--------|
| <b>MARKET VALUE OF AGRICULTURAL PRODUCTS SOLD</b>     |         |        |           |         |         |          |        |
| Total sales (see text) ----- farms, 1987..            | 237     | 555    | 462       | 503     | 279     | 171      | 340    |
| ----- farms, 1982..                                   | 309     | 708    | 614       | 632     | 365     | 228      | 397    |
| ----- \$1,000, 1987..                                 | 58 771  | 25 972 | 17 391    | 20 678  | 8 181   | 2 551    | 5 394  |
| ----- \$1,000, 1982..                                 | 64 184  | 29 026 | 20 391    | 25 727  | 8 780   | 3 904    | 6 178  |
| Average per farm ----- dollars, 1987..                | 247 981 | 46 797 | 37 642    | 41 109  | 29 323  | 14 917   | 15 866 |
| ----- dollars, 1982..                                 | 207 715 | 40 997 | 33 211    | 40 707  | 24 054  | 17 122   | 15 561 |
| <b>1987 value of sales:</b>                           |         |        |           |         |         |          |        |
| Less than \$1,000 ----- farms..                       | 7       | 99     | 71        | 82      | 54      | 29       | 82     |
| ----- \$1,000..                                       | 3       | 28     | 27        | 23      | 15      | 10       | 25     |
| \$1,000 to \$2,499 ----- farms..                      | 18      | 100    | 73        | 103     | 47      | 44       | 53     |
| ----- \$1,000..                                       | 28      | 168    | 122       | 175     | 81      | 74       | 92     |
| \$2,500 to \$4,999 ----- farms..                      | 13      | 105    | 80        | 106     | 58      | 42       | 66     |
| ----- \$1,000..                                       | 46      | 369    | 291       | 383     | 201     | 151      | 237    |
| \$5,000 to \$9,999 ----- farms..                      | 13      | 91     | 90        | 71      | 36      | 19       | 55     |
| ----- \$1,000..                                       | 89      | 608    | 613       | 488     | 240     | 119      | 377    |
| \$10,000 to \$19,999 ----- farms..                    | 10      | 61     | 61        | 47      | 30      | 13       | 39     |
| ----- \$1,000..                                       | (D)     | (D)    | 811       | (D)     | (D)     | (D)      | 541    |
| \$20,000 to \$24,999 ----- farms..                    | 7       | 20     | 14        | 9       | 2       | 5        | 6      |
| ----- \$1,000..                                       | (D)     | (D)    | 311       | (D)     | (D)     | (D)      | 135    |
| \$25,000 to \$39,999 ----- farms..                    | 11      | 15     | 18        | 23      | 13      | 4        | 10     |
| ----- \$1,000..                                       | (D)     | (D)    | 562       | (D)     | (D)     | (D)      | 293    |
| \$40,000 to \$49,999 ----- farms..                    | 2       | 1      | 7         | 2       | 4       | 2        | 7      |
| ----- \$1,000..                                       | (D)     | (D)    | 327       | (D)     | (D)     | (D)      | 330    |
| \$50,000 to \$99,999 ----- farms..                    | 28      | 11     | 9         | 18      | 10      | 9        | 6      |
| ----- \$1,000..                                       | (D)     | (D)    | 595       | (D)     | (D)     | (D)      | 477    |
| \$100,000 to \$249,999 ----- farms..                  | 66      | 21     | 25        | 21      | 17      | 3        | 12     |
| ----- \$1,000..                                       | 10 711  | 3 751  | 4 485     | 3 180   | (D)     | (D)      | 1 719  |
| \$250,000 to \$499,999 ----- farms..                  | 32      | 19     | 12        | 11      | 6       | 1        | 4      |
| ----- \$1,000..                                       | 11 653  | 6 548  | (D)       | 4 140   | 1 913   | (D)      | 1 168  |
| \$500,000 or more ----- farms..                       | 30      | 12     | 2         | 10      | 2       | -        | -      |
| ----- \$1,000..                                       | 33 431  | 11 910 | (D)       | 9 447   | (D)     | -        | -      |
| <b>1982 value of sales<sup>1</sup>:</b>               |         |        |           |         |         |          |        |
| Less than \$1,000 ----- farms..                       | 14      | 157    | 110       | 134     | 78      | 66       | 83     |
| ----- \$1,000..                                       | 5       | (D)    | 40        | 45      | 31      | 25       | 26     |
| \$1,000 to \$2,499 ----- farms..                      | 18      | 165    | 133       | 142     | 89      | 59       | 79     |
| ----- \$1,000..                                       | 29      | 274    | 221       | 241     | 135     | 95       | 137    |
| \$2,500 to \$4,999 ----- farms..                      | 30      | 131    | 128       | 95      | 63      | 42       | 77     |
| ----- \$1,000..                                       | 106     | 477    | 445       | 340     | 220     | 152      | 275    |
| \$5,000 to \$9,999 ----- farms..                      | 20      | 89     | 77        | 79      | 52      | 27       | 60     |
| ----- \$1,000..                                       | 155     | 628    | 525       | 556     | 368     | 185      | 409    |
| \$10,000 to \$19,999 ----- farms..                    | 15      | 55     | 58        | 52      | 30      | 12       | 45     |
| ----- \$1,000..                                       | 206     | 785    | 836       | 761     | 382     | 168      | 644    |
| \$20,000 to \$24,999 ----- farms..                    | 4       | 11     | 16        | 10      | 2       | 2        | 15     |
| ----- \$1,000..                                       | 92      | 241    | 354       | 223     | (D)     | (D)      | 333    |
| \$25,000 to \$39,999 ----- farms..                    | 10      | 17     | 22        | 25      | 15      | 7        | 14     |
| ----- \$1,000..                                       | 312     | 541    | 741       | 770     | (D)     | (D)      | 415    |
| \$40,000 to \$49,999 ----- farms..                    | 3       | 9      | 8         | 4       | 3       | 1        | 2      |
| ----- \$1,000..                                       | (D)     | 399    | 366       | 181     | (D)     | (D)      | (D)    |
| \$50,000 to \$99,999 ----- farms..                    | 32      | 22     | 15        | 29      | 12      | 6        | 10     |
| ----- \$1,000..                                       | (D)     | 1 426  | 1 095     | 1 951   | (D)     | (D)      | (D)    |
| \$100,000 to \$249,999 ----- farms..                  | 81      | 29     | 32        | 35      | 18      | 3        | 9      |
| ----- \$1,000..                                       | 13 305  | 4 932  | 5 085     | 5 348   | 3 081   | 365      | 1 268  |
| \$250,000 to \$499,999 ----- farms..                  | 46      | 15     | 14        | 17      | 1       | -        | 2      |
| ----- \$1,000..                                       | 16 166  | 4 907  | (D)       | 5 880   | (D)     | -        | (D)    |
| \$500,000 or more ----- farms..                       | 36      | 7      | 1         | 10      | 2       | 3        | 1      |
| ----- \$1,000..                                       | 31 185  | 14 349 | (D)       | 9 433   | (D)     | 2 200    | (D)    |
| <b>Sales by commodity or commodity group:</b>         |         |        |           |         |         |          |        |
| <b>Crops, including nursery and greenhouse crops:</b> |         |        |           |         |         |          |        |
| ----- farms, 1987..                                   | 226     | 85     | 104       | 173     | 88      | 33       | 167    |
| ----- farms, 1982..                                   | 290     | 147    | 186       | 250     | 131     | 35       | 210    |
| ----- \$1,000, 1987..                                 | 58 615  | 2 314  | 1 791     | 15 919  | 2 756   | 1 019    | 3 078  |
| ----- \$1,000, 1982..                                 | 63 788  | 3 535  | 2 889     | 19 345  | 2 560   | (D)      | 2 368  |
| <b>Grains:</b>  |         |        |           |         |         |          |        |
| ----- farms, 1987..                                   | 190     | 13     | 40        | 96      | 42      | 20       | 95     |
| ----- farms, 1982..                                   | 266     | 54     | 108       | 186     | 66      | 26       | 161    |
| ----- \$1,000, 1987..                                 | 17 660  | 1 262  | 679       | 8 207   | 1 606   | 924      | 1 447  |
| ----- \$1,000, 1982..                                 | 28 152  | 2 593  | 2 149     | 13 072  | 1 762   | 1 678    | 1 548  |
| <b>Corn for grain:</b>                                |         |        |           |         |         |          |        |
| ----- farms, 1987..                                   | 2       | 10     | 21        | 34      | 13      | 15       | 43     |
| ----- farms, 1982..                                   | 1       | 12     | 13        | 12      | 19      | 8        | 65     |
| ----- \$1,000, 1987..                                 | (D)     | 296    | 255       | 771     | 106     | 701      | (D)    |
| ----- \$1,000, 1982..                                 | (D)     | 74     | 20        | 78      | 85      | (D)      | 319    |
| <b>Wheat:</b>   |         |        |           |         |         |          |        |
| ----- farms, 1987..                                   | 86      | 2      | 13        | 45      | 28      | 4        | 20     |
| ----- farms, 1982..                                   | 150     | 18     | 62        | 70      | 14      | 12       | 31     |
| ----- \$1,000, 1987..                                 | 2 166   | (D)    | 171       | 1 396   | 416     | 35       | 254    |
| ----- \$1,000, 1982..                                 | 5 698   | 259    | 779       | 3 114   | 204     | 467      | 132    |
| <b>Soybeans:</b>                                      |         |        |           |         |         |          |        |
| ----- farms, 1987..                                   | 186     | 7      | 13        | 78      | 28      | 9        | 69     |
| ----- farms, 1982..                                   | 260     | 37     | 68        | 178     | 46      | 21       | 129    |
| ----- \$1,000, 1987..                                 | 9 975   | 845    | 235       | 5 283   | 1 063   | 189      | 1 047  |
| ----- \$1,000, 1982..                                 | 19 572  | 1 990  | 1 236     | 8 965   | 1 434   | 1 153    | 1 066  |
| <b>Sorghum for grain:</b>                             |         |        |           |         |         |          |        |
| ----- farms, 1987..                                   | 42      | 2      | 21        | 21      | 2       | -        | 1      |
| ----- farms, 1982..                                   | 1       | 7      | 12        | 10      | 3       | 1        | 4      |
| ----- \$1,000, 1987..                                 | (D)     | (D)    | -         | 131     | (D)     | -        | (D)    |
| ----- \$1,000, 1982..                                 | (D)     | 254    | 93        | 285     | (D)     | (D)      | (D)    |
| <b>Barley:</b>  |         |        |           |         |         |          |        |
| ----- farms, 1987..                                   | -       | -      | -         | -       | -       | -        | -      |
| ----- farms, 1982..                                   | (NA)    | (NA)   | (NA)      | (NA)    | (NA)    | (NA)     | (NA)   |
| ----- \$1,000, 1987..                                 | -       | -      | -         | -       | -       | -        | -      |
| ----- \$1,000, 1982..                                 | (NA)    | (NA)   | (NA)      | (NA)    | (NA)    | (NA)     | (NA)   |
| <b>Oats:</b>  |         |        |           |         |         |          |        |
| ----- farms, 1987..                                   | -       | 1      | 9         | 2       | 1       | -        | -      |
| ----- farms, 1982..                                   | -       | 4      | 10        | 2       | 9       | -        | 2      |
| ----- \$1,000, 1987..                                 | -       | (D)    | 18        | (D)     | (D)     | -        | -      |
| ----- \$1,000, 1982..                                 | -       | (D)    | 22        | (D)     | 15      | -        | (D)    |
| <b>Other grains<sup>2</sup>:</b>                      |         |        |           |         |         |          |        |
| ----- farms, 1987..                                   | 53      | -      | -         | 3       | -       | -        | -      |
| ----- farms, 1982..                                   | 42      | -      | -         | 3       | -       | -        | -      |
| ----- \$1,000, 1987..                                 | 5 005   | -      | -         | (D)     | -       | -        | -      |
| ----- \$1,000, 1982..                                 | (D)     | (D)    | -         | (D)     | (D)     | -        | -      |

See footnotes at end of table.

**Table 2. Market Value of Agricultural Products Sold and Farms by Standard Industrial Classification: 1987 and 1982—Con.**

[For meaning of abbreviations and symbols, see introductory text]

| Item  | Greene | Grenada | Hancock | Harrison | Hinds  | Holmes | Humphreys |
|---|--------|---------|---------|----------|--------|--------|-----------|
| <b>MARKET VALUE OF AGRICULTURAL PRODUCTS SOLD</b> |        |         |         |          |        |        |           |
| Total sales (see text) ----- farms, 1987--        | 309    | 233     | 208     | 238      | 799    | 420    | 325       |
| ----- farms, 1982--                               | 376    | 276     | 243     | 332      | 983    | 505    | 346       |
| ----- \$1,000, 1987--                             | 7 707  | 12 060  | 1 776   | 1 593    | 32 795 | 39 785 | 86 405    |
| ----- \$1,000, 1982--                             | 5 896  | 13 878  | 2 313   | 2 975    | 35 115 | 38 291 | 59 179    |
| Average per farm ----- dollars, 1987--            | 24 943 | 51 759  | 8 539   | 6 694    | 41 045 | 94 725 | 265 860   |
| ----- dollars, 1982--                             | 15 681 | 50 283  | 9 518   | 8 960    | 35 722 | 75 823 | 171 038   |
| <b>1987 value of sales:</b>                       |        |         |         |          |        |        |           |
| Less than \$1,000 ----- farms--                   | 54     | 22      | 58      | 79       | 155    | 79     | 13        |
| ----- \$1,000--                                   | 18     | 3       | 19      | 33       | 47     | 23     | 7         |
| \$1,000 to \$2,499 ----- farms--                  | 76     | 42      | 52      | 46       | 129    | 61     | 12        |
| ----- \$1,000--                                   | 121    | 76      | 89      | 79       | 214    | 107    | 18        |
| \$2,500 to \$4,999 ----- farms--                  | 83     | 46      | 31      | 57       | 165    | 41     | 29        |
| ----- \$1,000--                                   | 288    | 172     | 104     | 188      | 579    | 148    | 100       |
| \$5,000 to \$9,999 ----- farms--                  | 43     | 39      | 32      | 22       | 127    | 41     | 21        |
| ----- \$1,000--                                   | 286    | 284     | 221     | 153      | 875    | 274    | 157       |
| \$10,000 to \$19,999 ----- farms--                | 18     | 28      | 13      | 20       | 87     | 44     | 10        |
| ----- \$1,000--                                   | (D)    | 410     | (D)     | (D)      | 1 249  | 576    | 146       |
| \$20,000 to \$24,999 ----- farms--                | 4      | 4       | 1       | 4        | 28     | 6      | 8         |
| ----- \$1,000--                                   | (D)    | 90      | (D)     | (D)      | 613    | 131    | 179       |
| \$25,000 to \$39,999 ----- farms--                | 7      | 7       | 12      | 2        | 34     | 16     | 17        |
| ----- \$1,000--                                   | (D)    | 218     | (D)     | (D)      | 1 022  | 539    | 549       |
| \$40,000 to \$49,999 ----- farms--                | 2      | 8       | 4       | 2        | 11     | 9      | 5         |
| ----- \$1,000--                                   | (D)    | 364     | (D)     | (D)      | 483    | 429    | 218       |
| \$50,000 to \$99,999 ----- farms--                | 3      | 13      | 3       | 2        | 28     | 36     | 34        |
| ----- \$1,000--                                   | (D)    | 944     | (D)     | (D)      | 1 998  | 2 555  | 2 463     |
| \$100,000 to \$249,999 ----- farms--              | 9      | 13      | 2       | 4        | 17     | 45     | 68        |
| ----- \$1,000--                                   | (D)    | 2 058   | (D)     | (D)      | 2 673  | 7 133  | 10 851    |
| \$250,000 to \$499,999 ----- farms--              | 6      | 8       | -       | -        | 11     | 24     | 59        |
| ----- \$1,000--                                   | 2 982  | 2 345   | -       | -        | 3 678  | 8 766  | 21 361    |
| \$500,000 or more ----- farms--                   | 2      | 3       | -       | -        | 7      | 18     | 49        |
| ----- \$1,000--                                   | (D)    | 5 096   | -       | -        | 19 364 | 19 103 | 50 356    |
| <b>1982 value of sales<sup>1</sup>:</b>           |        |         |         |          |        |        |           |
| Less than \$1,000 ----- farms--                   | 114    | 34      | 95      | 145      | 214    | 92     | 15        |
| ----- \$1,000--                                   | 49     | 12      | 37      | 47       | 72     | 23     | 6         |
| \$1,000 to \$2,499 ----- farms--                  | 90     | 52      | 44      | 78       | 192    | 70     | 16        |
| ----- \$1,000--                                   | 148    | 88      | 70      | 127      | 320    | 114    | 27        |
| \$2,500 to \$4,999 ----- farms--                  | 65     | 51      | 33      | 44       | 185    | 81     | 18        |
| ----- \$1,000--                                   | 217    | 190     | 119     | 145      | 661    | 297    | 65        |
| \$5,000 to \$9,999 ----- farms--                  | 44     | 40      | 25      | 33       | 142    | 52     | 31        |
| ----- \$1,000--                                   | 308    | 275     | 168     | 226      | 981    | 359    | 208       |
| \$10,000 to \$19,999 ----- farms--                | 25     | 22      | 15      | 9        | 82     | 49     | 27        |
| ----- \$1,000--                                   | 353    | 315     | 218     | 119      | 1 168  | 760    | 414       |
| \$20,000 to \$24,999 ----- farms--                | 2      | 4       | 5       | 7        | 27     | 16     | 14        |
| ----- \$1,000--                                   | (D)    | 94      | 112     | 152      | 596    | (D)    | 319       |
| \$25,000 to \$39,999 ----- farms--                | 8      | 16      | 8       | 3        | 33     | 19     | 32        |
| ----- \$1,000--                                   | (D)    | 506     | 237     | 114      | 1 042  | (D)    | 968       |
| \$40,000 to \$49,999 ----- farms--                | 2      | 5       | 4       | 2        | 29     | 7      | 8         |
| ----- \$1,000--                                   | (D)    | 230     | 186     | (D)      | 1 277  | 314    | 355       |
| \$50,000 to \$99,999 ----- farms--                | 4      | 20      | 11      | 6        | 38     | 30     | 32        |
| ----- \$1,000--                                   | (D)    | 1 397   | 775     | (D)      | 2 652  | 2 175  | 2 223     |
| \$100,000 to \$249,999 ----- farms--              | 18     | 23      | 3       | 4        | 20     | 38     | 69        |
| ----- \$1,000--                                   | 2 962  | 3 756   | 391     | (D)      | 3 388  | 6 070  | 11 485    |
| \$250,000 to \$499,999 ----- farms--              | 4      | 6       | -       | -        | 12     | 29     | 56        |
| ----- \$1,000--                                   | 1 254  | 2 128   | -       | -        | 4 057  | 10 028 | 19 503    |
| \$500,000 or more ----- farms--                   | -      | 3       | -       | 1        | 6      | 22     | 28        |
| ----- \$1,000--                                   | -      | 4 886   | -       | (D)      | 18 352 | 17 160 | 23 608    |
| <b>Sales by commodity or commodity group:</b>     |        |         |         |          |        |        |           |
| <b>Crops, including nursery and greenhouse</b>    |        |         |         |          |        |        |           |
| crops ----- farms, 1987--                         | 85     | 101     | 41      | 86       | 218    | 226    | 235       |
| ----- farms, 1982--                               | 106    | 144     | 68      | 97       | 314    | 286    | 280       |
| ----- \$1,000, 1987--                             | 492    | 5 117   | 268     | 796      | 9 121  | 36 803 | 33 673    |
| ----- \$1,000, 1982--                             | 956    | 8 274   | 688     | 1 164    | 14 607 | 36 059 | 39 812    |
| <b>Grains</b>                                     |        |         |         |          |        |        |           |
| ----- farms, 1987--                               | 47     | 52      | 9       | 5        | 85     | 137    | 188       |
| ----- farms, 1982--                               | 70     | 112     | 27      | 26       | 191    | 217    | 251       |
| ----- \$1,000, 1987--                             | 233    | 1 589   | 165     | 43       | 2 944  | 4 697  | 7 395     |
| ----- \$1,000, 1982--                             | 875    | 5 138   | 493     | 618      | 6 894  | 7 872  | 14 526    |
| <b>Corn for grain</b>                             |        |         |         |          |        |        |           |
| ----- farms, 1987--                               | 42     | 10      | 1       | 2        | 26     | 31     | 7         |
| ----- farms, 1982--                               | 46     | 8       | 3       | 9        | 15     | 16     | 1         |
| ----- \$1,000, 1987--                             | 115    | 110     | (D)     | (D)      | 181    | (D)    | (D)       |
| ----- \$1,000, 1982--                             | 281    | 64      | (D)     | 10       | 74     | 112    | (D)       |
| <b>Wheat</b>                                      |        |         |         |          |        |        |           |
| ----- farms, 1987--                               | -      | 10      | 6       | -        | 25     | 19     | 60        |
| ----- farms, 1982--                               | 8      | 33      | 6       | 4        | 55     | 42     | 98        |
| ----- \$1,000, 1987--                             | -      | 112     | 45      | -        | 315    | 203    | 726       |
| ----- \$1,000, 1982--                             | 55     | 616     | (D)     | 18       | 728    | 812    | 2 808     |
| <b>Soybeans</b>                                   |        |         |         |          |        |        |           |
| ----- farms, 1987--                               | 11     | 45      | 5       | 3        | 58     | 114    | 167       |
| ----- farms, 1982--                               | 35     | 105     | 23      | 17       | 172    | 204    | 239       |
| ----- \$1,000, 1987--                             | 118    | 1 238   | 95      | (D)      | 2 378  | 3 294  | 3 845     |
| ----- \$1,000, 1982--                             | 539    | 3 652   | 454     | 590      | 6 087  | 6 438  | 9 183     |
| <b>Sorghum for grain</b>                          |        |         |         |          |        |        |           |
| ----- farms, 1987--                               | -      | 19      | 1       | -        | 11     | 29     | 22        |
| ----- farms, 1982--                               | -      | 4       | -       | -        | 2      | 9      | -         |
| ----- \$1,000, 1987--                             | -      | (D)     | (D)     | -        | (D)    | 324    | 154       |
| ----- \$1,000, 1982--                             | -      | 42      | -       | -        | (D)    | (D)    | -         |
| <b>Barley</b>                                     |        |         |         |          |        |        |           |
| ----- farms, 1987--                               | -      | -       | -       | -        | -      | -      | -         |
| ----- farms, 1982--                               | (NA)   | (NA)    | (NA)    | (NA)     | (NA)   | (NA)   | (NA)      |
| ----- \$1,000, 1987--                             | -      | -       | -       | -        | -      | -      | -         |
| ----- \$1,000, 1982--                             | (NA)   | (NA)    | (NA)    | (NA)     | (NA)   | (NA)   | (NA)      |
| <b>Oats</b>                                       |        |         |         |          |        |        |           |
| ----- farms, 1987--                               | -      | 1       | -       | -        | -      | 1      | 3         |
| ----- farms, 1982--                               | -      | 1       | -       | -        | 2      | 2      | 3         |
| ----- \$1,000, 1987--                             | -      | (D)     | -       | -        | -      | (D)    | (D)       |
| ----- \$1,000, 1982--                             | -      | (D)     | -       | -        | (D)    | (D)    | (D)       |
| <b>Other grains<sup>2</sup></b>                   |        |         |         |          |        |        |           |
| ----- farms, 1987--                               | -      | 1       | 1       | -        | 1      | 6      | 36        |
| ----- farms, 1982--                               | -      | 3       | -       | -        | -      | 3      | 28        |
| ----- \$1,000, 1987--                             | -      | (D)     | (D)     | -        | (D)    | 693    | 2 568     |
| ----- \$1,000, 1982--                             | -      | (D)     | -       | -        | -      | 401    | 2 521     |

See footnotes at end of table.

**Table 2. Market Value of Agricultural Products Sold and Farms by Standard Industrial Classification: 1987 and 1982—Con.**

[For meaning of abbreviations and symbols, see introductory text]

| Item   | Issaquena | Itawamba | Jackson | Jasper | Jefferson | Jefferson Davis | Jones  |
|--|-----------|----------|---------|--------|-----------|-----------------|--------|
| <b>MARKET VALUE OF AGRICULTURAL PRODUCTS SOLD</b>    |           |          |         |        |           |                 |        |
| Total sales (see text) ----- farms, 1987 ..          | 107       | 452      | 206     | 423    | 234       | 408             | 800    |
| 1982 ..  | 134       | 600      | 255     | 612    | 288       | 566             | 995    |
| \$1,000, 1987 ..                                     | 21 421    | 12 991   | 2 565   | 9 327  | 4 111     | 7 321           | 58 614 |
| 1982 ..  | 19 183    | 18 162   | 3 128   | 11 168 | 7 389     | 8 285           | 57 926 |
| Average per farm ----- dollars, 1987 ..              | 200 196   | 28 741   | 12 451  | 22 051 | 17 570    | 17 944          | 73 267 |
| 1982 ..  | 143 155   | 30 270   | 12 265  | 18 249 | 25 587    | 14 638          | 58 217 |
| <b>1987 value of sales:</b>                          |           |          |         |        |           |                 |        |
| Less than \$1,000 ----- farms ..                     | 2         | 77       | 52      | 84     | 45        | 59              | 123    |
| \$1,000 ..   | (D)       | 21       | 14      | 21     | 14        | 16              | 45     |
| \$1,000 to \$2,499 ----- farms ..                    | 6         | 89       | 48      | 66     | 50        | 75              | 148    |
| \$1,000 ..   | (D)       | 150      | 81      | 116    | 79        | 132             | 257    |
| \$2,500 to \$4,999 ----- farms ..                    | 10        | 79       | 36      | 85     | 47        | 90              | 119    |
| \$1,000 ..   | 35        | 285      | 131     | 356    | 168       | 315             | 436    |
| \$5,000 to \$9,999 ----- farms ..                    | 13        | 64       | 36      | 87     | 45        | 77              | 98     |
| \$1,000 ..   | 98        | 459      | 245     | 454    | 313       | 574             | 688    |
| \$10,000 to \$19,999 ----- farms ..                  | 5         | 63       | 15      | 44     | 23        | 47              | 52     |
| \$1,000 ..   | (D)       | 857      | 200     | (D)    | 319       | 659             | 703    |
| \$20,000 to \$24,999 ----- farms ..                  | 6         | 10       | -       | 13     | 5         | 10              | 16     |
| \$1,000 ..   | (D)       | 222      | -       | (D)    | 109       | 221             | 351    |
| \$25,000 to \$39,999 ----- farms ..                  | 1         | 20       | 8       | 9      | 3         | 21              | 23     |
| \$1,000 ..   | (D)       | 659      | (D)     | (D)    | 89        | 667             | 721    |
| \$40,000 to \$49,999 ----- farms ..                  | 2         | 4        | 2       | 2      | 3         | -               | 12     |
| \$1,000 ..   | (D)       | 170      | (D)     | (D)    | 125       | -               | 543    |
| \$50,000 to \$99,999 ----- farms ..                  | 11        | 8        | 6       | 23     | 4         | 13              | 30     |
| \$1,000 ..   | (D)       | 640      | (D)     | (D)    | 245       | 826             | 2 363  |
| \$100,000 to \$249,999 ----- farms ..                | 24        | 25       | 1       | 10     | 5         | 10              | 92     |
| \$1,000 ..   | 3 754     | 4 397    | (D)     | 1 643  | 784       | 1 397           | 16 389 |
| \$250,000 to \$499,999 ----- farms ..                | 11        | 10       | 1       | 7      | 3         | 4               | 78     |
| \$1,000 ..   | 3 811     | 3 355    | (D)     | 2 100  | (D)       | (D)             | 24 217 |
| \$500,000 or more ----- farms ..                     | 16        | 3        | 1       | 3      | 1         | 2               | 9      |
| \$1,000 ..   | 12 599    | 1 776    | (D)     | 1 690  | (D)       | (D)             | 11 902 |
| <b>1982 value of sales<sup>1</sup>:</b>              |           |          |         |        |           |                 |        |
| Less than \$1,000 ----- farms ..                     | 6         | 131      | 80      | 164    | 76        | 115             | 205    |
| \$1,000 ..   | 2         | 44       | 23      | 53     | 29        | 42              | (D)    |
| \$1,000 to \$2,499 ----- farms ..                    | 16        | 108      | 60      | 116    | 55        | 131             | 177    |
| \$1,000 ..   | 31        | 185      | 92      | 199    | 91        | 217             | 297    |
| \$2,500 to \$4,999 ----- farms ..                    | 6         | 103      | 43      | 110    | 45        | 125             | 158    |
| \$1,000 ..   | 21        | 363      | 157     | 388    | 159       | 449             | 560    |
| \$5,000 to \$9,999 ----- farms ..                    | 15        | 78       | 27      | 77     | 47        | 89              | 106    |
| \$1,000 ..   | 104       | 576      | 189     | 540    | 342       | 604             | 723    |
| \$10,000 to \$19,999 ----- farms ..                  | 18        | 54       | 17      | 62     | 25        | 49              | 65     |
| \$1,000 ..   | 259       | 726      | 247     | 891    | 341       | 670             | 895    |
| \$20,000 to \$24,999 ----- farms ..                  | -         | 17       | 4       | 11     | 9         | 3               | 14     |
| \$1,000 ..   | -         | 372      | (D)     | 244    | (D)       | 64              | 308    |
| \$25,000 to \$39,999 ----- farms ..                  | 9         | 25       | 8       | 18     | 9         | 16              | 31     |
| \$1,000 ..   | 277       | 774      | (D)     | 504    | (D)       | 497             | 1 005  |
| \$40,000 to \$49,999 ----- farms ..                  | 2         | 5        | 1       | 6      | 6         | 7               | 7      |
| \$1,000 ..   | (D)       | 230      | (D)     | 272    | 267       | 308             | 320    |
| \$50,000 to \$99,999 ----- farms ..                  | 13        | 25       | 9       | 21     | 4         | 9               | 47     |
| \$1,000 ..   | (D)       | 1 775    | (D)     | 1 592  | (D)       | 564             | 3 503  |
| \$100,000 to \$249,999 ----- farms ..                | 28        | 35       | 3       | 22     | 5         | 17              | 138    |
| \$1,000 ..   | 4 592     | 5 713    | 361     | 3 783  | 747       | 2 869           | 23 512 |
| \$250,000 to \$499,999 ----- farms ..                | 12        | 16       | 3       | 6      | 6         | 4               | 41     |
| \$1,000 ..   | 4 218     | 5 709    | 1 061   | (D)    | (D)       | (D)             | 13 623 |
| \$500,000 or more ----- farms ..                     | 9         | 3        | -       | 1      | 1         | 1               | 5      |
| \$1,000 ..   | 8 634     | 1 695    | -       | (D)    | (D)       | (D)             | 12 752 |
| <b>Sales by commodity or commodity group:</b>        |           |          |         |        |           |                 |        |
| <b>Crops, including nursery and greenhouse crops</b> |           |          |         |        |           |                 |        |
| ----- farms, 1987 ..                                 | 100       | 195      | 65      | 64     | 55        | 105             | 148    |
| 1982 ..  | 123       | 268      | 102     | 104    | 83        | 174             | 186    |
| \$1,000, 1987 ..                                     | 19 732    | 2 753    | 481     | 552    | 2 573     | 1 308           | 1 065  |
| 1982 ..  | 18 402    | 4 839    | 1 103   | 799    | 5 145     | 1 712           | 1 820  |
| <b>Grains</b>  |           |          |         |        |           |                 |        |
| ----- farms, 1987 ..                                 | 90        | 128      | 12      | 18     | 19        | 44              | 41     |
| 1982 ..  | 120       | 217      | 58      | 37     | 56        | 95              | 63     |
| \$1,000, 1987 ..                                     | 10 474    | 1 055    | 171     | 399    | 1 651     | 913             | 489    |
| 1982 ..  | 13 134    | 3 620    | 923     | 601    | 5 014     | 1 117           | 1 187  |
| <b>Corn for grain</b>                                |           |          |         |        |           |                 |        |
| ----- farms, 1987 ..                                 | -         | 55       | 7       | 11     | 11        | 17              | 18     |
| 1982 ..  | 1         | 42       | 28      | 20     | 6         | 40              | 19     |
| \$1,000, 1987 ..                                     | -         | 200      | (D)     | (D)    | 248       | 153             | 51     |
| 1982 ..  | (D)       | 300      | 202     | 104    | (D)       | 94              | 57     |
| <b>Wheat</b>   |           |          |         |        |           |                 |        |
| ----- farms, 1987 ..                                 | 35        | 7        | 2       | 2      | 5         | 23              | 19     |
| 1982 ..  | 55        | 28       | 5       | 10     | 35        | 35              | 24     |
| \$1,000, 1987 ..                                     | 1 135     | 20       | (D)     | (D)    | (D)       | 190             | 158    |
| 1982 ..  | 2 284     | 168      | (D)     | 119    | 769       | 303             | 208    |
| <b>Soybeans</b>                                      |           |          |         |        |           |                 |        |
| ----- farms, 1987 ..                                 | 87        | 101      | 7       | 7      | 11        | 29              | 17     |
| 1982 ..  | 117       | 191      | 45      | 14     | 34        | 49              | 45     |
| \$1,000, 1987 ..                                     | 8 247     | 827      | 116     | 338    | (D)       | 499             | 274    |
| 1982 ..  | 9 853     | 3 113    | 644     | 354    | 4 107     | 688             | 907    |
| <b>Sorghum for grain</b>                             |           |          |         |        |           |                 |        |
| ----- farms, 1987 ..                                 | 8         | 5        | -       | -      | -         | 1               | 1      |
| 1982 ..  | 4         | 10       | 3       | 1      | 7         | 4               | 1      |
| \$1,000, 1987 ..                                     | (D)       | 8        | -       | -      | -         | (D)             | (D)    |
| 1982 ..  | (D)       | 40       | (D)     | (D)    | 71        | (D)             | (D)    |
| <b>Barley</b>  |           |          |         |        |           |                 |        |
| ----- farms, 1987 ..                                 | -         | -        | -       | -      | -         | -               | -      |
| 1982 ..  | (NA)      | (NA)     | (NA)    | (NA)   | (NA)      | (NA)            | (NA)   |
| \$1,000, 1987 ..                                     | (NA)      | (NA)     | (NA)    | (NA)   | (NA)      | (NA)            | (NA)   |
| 1982 ..  | (NA)      | (NA)     | (NA)    | (NA)   | (NA)      | (NA)            | (NA)   |
| <b>Oats</b>  |           |          |         |        |           |                 |        |
| ----- farms, 1987 ..                                 | 1         | -        | 1       | -      | -         | 2               | 4      |
| 1982 ..  | -         | -        | -       | 3      | 1         | 7               | 2      |
| \$1,000, 1987 ..                                     | (D)       | -        | (D)     | -      | -         | (D)             | (D)    |
| 1982 ..  | -         | -        | -       | (D)    | (D)       | (D)             | (D)    |
| <b>Other grains<sup>2</sup></b>                      |           |          |         |        |           |                 |        |
| ----- farms, 1987 ..                                 | 10        | -        | -       | -      | -         | -               | -      |
| 1982 ..  | 6         | -        | -       | -      | -         | -               | -      |
| \$1,000, 1987 ..                                     | 954       | -        | -       | -      | -         | -               | -      |
| 1982 ..  | (D)       | -        | -       | -      | -         | -               | -      |

See footnotes at end of table.

**Table 2. Market Value of Agricultural Products Sold and Farms by Standard Industrial Classification: 1987 and 1982—Con.**

[For meaning of abbreviations and symbols, see introductory text]

| Item  | Kemper | Lafayette | Lamar  | Lauderdale | Lawrence | Leake  | Lee    | Leflore |
|---|--------|-----------|--------|------------|----------|--------|--------|---------|
| <b>MARKET VALUE OF AGRICULTURAL PRODUCTS SOLD</b> |        |           |        |            |          |        |        |         |
| Total sales (see text) ----- farms, 1987..        | 430    | 447       | 336    | 449        | 303      | 659    | 567    | 281     |
| ----- farms, 1982..                               | 579    | 525       | 435    | 551        | 411      | 787    | 701    | 312     |
| ----- \$1,000, 1987..                             | 4 292  | 6 961     | 13 042 | 4 647      | 4 985    | 50 236 | 16 010 | 70 861  |
| ----- \$1,000, 1982..                             | 6 494  | 8 042     | 10 810 | 4 031      | 3 769    | 42 711 | 18 135 | 77 360  |
| Average per farm ----- dollars, 1987..            | 9 982  | 15 573    | 38 814 | 10 350     | 16 451   | 76 230 | 28 235 | 252 173 |
| ----- dollars, 1982..                             | 11 216 | 15 317    | 24 850 | 7 316      | 9 169    | 54 270 | 25 871 | 247 949 |
| 1987 value of sales:                              |        |           |        |            |          |        |        |         |
| Less than \$1,000 ----- farms..                   | 70     | 68        | 83     | 106        | 47       | 109    | 73     | 6       |
| ----- \$1,000..                                   | 29     | 22        | 28     | 36         | 14       | 32     | 32     | 2       |
| \$1,000 to \$2,499 ----- farms..                  | 97     | 92        | 69     | 85         | 54       | 88     | 102    | 13      |
| ----- \$1,000..                                   | 157    | 159       | 104    | 138        | 98       | 156    | 177    | 22      |
| \$2,500 to \$4,999 ----- farms..                  | 99     | 102       | 46     | 110        | 68       | 112    | 104    | 13      |
| ----- \$1,000..                                   | 350    | 366       | 161    | 384        | 240      | 395    | 379    | 45      |
| \$5,000 to \$9,999 ----- farms..                  | 66     | 66        | 36     | 68         | 53       | 112    | 107    | 20      |
| ----- \$1,000..                                   | 444    | 445       | 249    | 456        | 365      | 793    | 740    | 143     |
| \$10,000 to \$19,999 ----- farms..                | 52     | 60        | 32     | 46         | 41       | 53     | 73     | 29      |
| ----- \$1,000..                                   | 711    | 839       | 459    | 609        | (D)      | 757    | 1 082  | 387     |
| \$20,000 to \$24,999 ----- farms..                | 7      | 13        | 9      | 8          | 8        | 7      | 15     | 4       |
| ----- \$1,000..                                   | 157    | 287       | 203    | 177        | (D)      | 158    | 338    | 88      |
| \$25,000 to \$39,999 ----- farms..                | 20     | 9         | 6      | 10         | 16       | 14     | 21     | 6       |
| ----- \$1,000..                                   | 619    | 315       | 194    | 300        | (D)      | 433    | 680    | 180     |
| \$40,000 to \$49,999 ----- farms..                | -      | 10        | 3      | 5          | 1        | 3      | 12     | 5       |
| ----- \$1,000..                                   | -      | 422       | 130    | (D)        | (D)      | 133    | 538    | 232     |
| \$50,000 to \$99,999 ----- farms..                | 10     | 11        | 18     | 4          | 8        | 20     | 25     | 26      |
| ----- \$1,000..                                   | 741    | 810       | 1 265  | (D)        | (D)      | 1 530  | 1 795  | 1 824   |
| \$100,000 to \$249,999 ----- farms..              | 9      | 11        | 15     | 5          | 3        | 69     | 25     | 70      |
| ----- \$1,000..                                   | 1 084  | 1 594     | 2 278  | (D)        | 469      | 12 129 | 4 328  | 11 802  |
| \$250,000 to \$499,999 ----- farms..              | -      | 5         | 17     | 1          | 2        | 53     | 5      | 51      |
| ----- \$1,000..                                   | -      | 1 703     | (D)    | (D)        | (D)      | 18 313 | 1 507  | 17 490  |
| \$500,000 or more ----- farms..                   | -      | -         | 2      | 1          | 2        | 19     | 5      | 38      |
| ----- \$1,000..                                   | -      | -         | (D)    | (D)        | (D)      | 15 407 | 4 414  | 38 646  |
| 1982 value of sales <sup>1</sup> :                |        |           |        |            |          |        |        |         |
| Less than \$1,000 ----- farms..                   | 127    | 103       | 98     | 148        | 108      | 151    | 139    | 11      |
| ----- \$1,000..                                   | 42     | 40        | 32     | 61         | 41       | 60     | (D)    | 5       |
| \$1,000 to \$2,499 ----- farms..                  | 142    | 91        | 97     | 132        | 94       | 170    | 127    | 15      |
| ----- \$1,000..                                   | 229    | 155       | 155    | 216        | 155      | 279    | 205    | 28      |
| \$2,500 to \$4,999 ----- farms..                  | 108    | 97        | 70     | 121        | 80       | 116    | 111    | 17      |
| ----- \$1,000..                                   | 384    | 350       | 245    | 416        | 279      | 421    | 399    | 60      |
| \$5,000 to \$9,999 ----- farms..                  | 91     | 88        | 44     | 84         | 60       | 95     | 107    | 19      |
| ----- \$1,000..                                   | 633    | 629       | 313    | 584        | 397      | 658    | 759    | 134     |
| \$10,000 to \$19,999 ----- farms..                | 44     | 59        | 47     | 36         | 35       | 41     | 80     | 21      |
| ----- \$1,000..                                   | 561    | 860       | 624    | 519        | 499      | 595    | 1 150  | 292     |
| \$20,000 to \$24,999 ----- farms..                | 12     | 14        | 13     | 7          | 4        | 8      | 14     | 8       |
| ----- \$1,000..                                   | 268    | 307       | 286    | 153        | 86       | 179    | 301    | 180     |
| \$25,000 to \$39,999 ----- farms..                | 15     | 30        | 14     | 10         | 14       | 27     | 35     | 18      |
| ----- \$1,000..                                   | 461    | 967       | 422    | 298        | 414      | 833    | 1 097  | 560     |
| \$40,000 to \$49,999 ----- farms..                | 6      | 11        | 5      | 3          | 6        | 7      | 22     | 10      |
| ----- \$1,000..                                   | 262    | 481       | 223    | 132        | (D)      | 305    | 972    | 443     |
| \$50,000 to \$99,999 ----- farms..                | 17     | 17        | 15     | 6          | 6        | 37     | 24     | 26      |
| ----- \$1,000..                                   | 1 165  | 1 196     | 1 043  | (D)        | 466      | 2 719  | 1 614  | 1 866   |
| \$100,000 to \$249,999 ----- farms..              | 16     | 10        | 18     | 2          | 1        | 86     | 30     | 64      |
| ----- \$1,000..                                   | (D)    | 1 540     | 2 722  | (D)        | (D)      | 15 113 | 4 947  | 10 312  |
| \$250,000 to \$499,999 ----- farms..              | 1      | 5         | 13     | -          | 3        | 37     | 7      | 54      |
| ----- \$1,000..                                   | (D)    | 1 517     | (D)    | -          | 986      | 12 534 | 2 219  | 19 150  |
| \$500,000 or more ----- farms..                   | -      | -         | 1      | 1          | -        | 12     | 4      | 49      |
| ----- \$1,000..                                   | -      | -         | (D)    | (D)        | -        | 9 016  | 4 392  | 44 330  |
| Sales by commodity or commodity group:            |        |           |        |            |          |        |        |         |
| Crops, including nursery and greenhouse crops     |        |           |        |            |          |        |        |         |
| ----- farms, 1987..                               | 87     | 175       | 92     | 103        | 81       | 146    | 293    | 256     |
| ----- farms, 1982..                               | 139    | 224       | 125    | 123        | 90       | 188    | 385    | 294     |
| ----- \$1,000, 1987..                             | 1 021  | 4 019     | 2 168  | 1 757      | 1 132    | 2 049  | 6 894  | 57 084  |
| ----- \$1,000, 1982..                             | 3 332  | 5 452     | 1 992  | 1 647      | 1 420    | 3 130  | 9 499  | 75 196  |
| Grains ----- farms, 1987..                        | 26     | 78        | 32     | 9          | 24       | 47     | 221    | 227     |
| ----- farms, 1982..                               | 74     | 133       | 63     | 29         | 47       | 108    | 322    | 274     |
| ----- \$1,000, 1987..                             | 725    | 767       | 671    | 61         | 897      | 501    | 5 668  | 15 509  |
| ----- \$1,000, 1982..                             | 3 122  | 2 490     | 1 019  | 330        | 1 230    | 2 078  | 8 832  | 29 779  |
| Corn for grain ----- farms, 1987..                | 15     | 34        | 16     | 6          | 19       | 15     | 56     | 8       |
| ----- farms, 1982..                               | 20     | 20        | 19     | 12         | 15       | 35     | 21     | 1       |
| ----- \$1,000, 1987..                             | (D)    | 266       | 52     | (D)        | 241      | 67     | 685    | 89      |
| ----- \$1,000, 1982..                             | 39     | 127       | 95     | (D)        | (D)      | 162    | 147    | (D)     |
| Wheat ----- farms, 1987..                         | 6      | 6         | 16     | 2          | 5        | 5      | 37     | 30      |
| ----- farms, 1982..                               | 36     | 29        | 27     | 10         | 11       | 23     | 88     | 79      |
| ----- \$1,000, 1987..                             | 77     | (D)       | 245    | (D)        | (D)      | (D)    | 228    | 225     |
| ----- \$1,000, 1982..                             | 556    | 242       | 156    | 100        | 105      | 275    | 911    | 2 450   |
| Soybeans ----- farms, 1987..                      | 13     | 55        | 16     | 3          | 13       | 30     | 206    | 218     |
| ----- farms, 1982..                               | 52     | 115       | 47     | 12         | 30       | 74     | 309    | 271     |
| ----- \$1,000, 1987..                             | 596    | 406       | 343    | 34         | 522      | 390    | 4 697  | 8 606   |
| ----- \$1,000, 1982..                             | 2 504  | 1 785     | 754    | 221        | 1 090    | 1 598  | 7 736  | 18 137  |
| Sorghum for grain ----- farms, 1987..             | 1      | 10        | 3      | -          | -        | 2      | 12     | 50      |
| ----- farms, 1982..                               | 2      | 19        | 3      | -          | -        | 5      | 9      | 4       |
| ----- \$1,000, 1987..                             | (D)    | 74        | (D)    | -          | -        | (D)    | (D)    | 612     |
| ----- \$1,000, 1982..                             | (D)    | 336       | (D)    | -          | -        | 42     | (D)    | 77      |
| Barley ----- farms, 1987..                        | -      | -         | -      | -          | -        | -      | -      | -       |
| ----- farms, 1982..                               | (NA)   | (NA)      | (NA)   | (NA)       | (NA)     | (NA)   | (NA)   | (NA)    |
| ----- \$1,000, 1987..                             | -      | -         | -      | -          | -        | -      | -      | -       |
| ----- \$1,000, 1982..                             | (NA)   | (NA)      | (NA)   | (NA)       | (NA)     | (NA)   | (NA)   | (NA)    |
| Oats ----- farms, 1987..                          | 1      | 2         | 2      | 2          | 2        | -      | -      | -       |
| ----- farms, 1982..                               | 1      | -         | 2      | 2          | -        | -      | 3      | 2       |
| ----- \$1,000, 1987..                             | (D)    | (D)       | (D)    | -          | (D)      | -      | -      | -       |
| ----- \$1,000, 1982..                             | (D)    | -         | (D)    | (D)        | -        | -      | (D)    | (D)     |
| Other grains <sup>2</sup> ----- farms, 1987..     | -      | -         | -      | -          | -        | -      | 1      | 47      |
| ----- farms, 1982..                               | -      | -         | -      | -          | -        | -      | -      | 54      |
| ----- \$1,000, 1987..                             | -      | -         | -      | -          | -        | -      | (D)    | 5 977   |
| ----- \$1,000, 1982..                             | -      | -         | -      | -          | -        | -      | -      | 9 074   |

See footnotes at end of table.

**Table 2. Market Value of Agricultural Products Sold and Farms by Standard Industrial Classification: 1987 and 1982—Con.**

[For meaning of abbreviations and symbols, see introductory text]

| Item   | Lincoln | Lowndes | Madison | Marion | Marshall | Monroe | Montgomery | Neshoba |
|--|---------|---------|---------|--------|----------|--------|------------|---------|
| <b>MARKET VALUE OF AGRICULTURAL PRODUCTS SOLD</b>    |         |         |         |        |          |        |            |         |
| Total sales (see text) ----- farms, 1987..           | 548     | 371     | 502     | 574    | 554      | 542    | 307        | 721     |
| ----- farms, 1982..                                  | 643     | 486     | 607     | 720    | 681      | 712    | 374        | 870     |
| ----- \$1,000, 1987..                                | 13 304  | 9 790   | 23 300  | 9 911  | 18 321   | 16 094 | 8 201      | 26 408  |
| ----- \$1,000, 1982..                                | 13 387  | 15 207  | 30 797  | 11 840 | 21 427   | 23 923 | 8 910      | 21 893  |
| Average per farm ----- dollars, 1987..               | 24 278  | 26 388  | 46 414  | 17 266 | 33 070   | 29 694 | 26 713     | 36 627  |
| ----- dollars, 1982..                                | 20 820  | 31 290  | 50 737  | 16 445 | 31 464   | 33 600 | 23 825     | 25 164  |
| <b>1987 value of sales:</b>                          |         |         |         |        |          |        |            |         |
| Less than \$1,000 ----- farms..                      | 68      | 75      | 85      | 111    | 88       | 63     | 50         | 108     |
| ----- \$1,000..                                      | 16      | 21      | 29      | 40     | 31       | 20     | 17         | 46      |
| \$1,000 to \$2,499 ----- farms..                     | 122     | 58      | 82      | 133    | 97       | 95     | 42         | 158     |
| ----- \$1,000..                                      | 201     | 98      | 140     | 228    | 162      | 171    | 71         | 264     |
| \$2,500 to \$4,999 ----- farms..                     | 114     | 49      | 74      | 114    | 93       | 100    | 53         | 138     |
| ----- \$1,000..                                      | 408     | 176     | 262     | 400    | 329      | 352    | 186        | 497     |
| \$5,000 to \$9,999 ----- farms..                     | 97      | 60      | 60      | 86     | 89       | 84     | 54         | 123     |
| ----- \$1,000..                                      | 676     | 425     | 442     | 598    | 635      | 612    | 390        | 840     |
| \$10,000 to \$19,999 ----- farms..                   | 48      | 37      | 56      | 54     | 65       | 52     | 32         | 77      |
| ----- \$1,000..                                      | 661     | 513     | 812     | 744    | 860      | 726    | 459        | 1 012   |
| \$20,000 to \$24,999 ----- farms..                   | 13      | 8       | 15      | 13     | 20       | 16     | 8          | 14      |
| ----- \$1,000..                                      | 277     | 185     | 341     | 289    | 440      | 357    | 176        | 315     |
| \$25,000 to \$39,999 ----- farms..                   | 23      | 18      | 29      | 19     | 26       | 36     | 20         | 16      |
| ----- \$1,000..                                      | 740     | 598     | 891     | 583    | 825      | 1 118  | 661        | 459     |
| \$40,000 to \$49,999 ----- farms..                   | 4       | 8       | 3       | 5      | 3        | 3      | -          | 6       |
| ----- \$1,000..                                      | 168     | 359     | 137     | 209    | 136      | 392    | -          | 256     |
| \$50,000 to \$99,999 ----- farms..                   | 23      | 32      | 35      | 9      | 27       | 41     | 24         | 17      |
| ----- \$1,000..                                      | 1 707   | 2 315   | 2 512   | 708    | 1 801    | 3 057  | 1 779      | 1 256   |
| \$100,000 to \$249,999 ----- farms..                 | 26      | 19      | 42      | 24     | 26       | 38     | 18         | 28      |
| ----- \$1,000..                                      | 4 401   | 2 464   | 6 338   | 3 683  | 4 149    | 5 786  | 2 670      | 4 658   |
| \$250,000 to \$499,999 ----- farms..                 | 8       | 6       | 12      | 5      | 16       | 5      | 6          | 25      |
| ----- \$1,000..                                      | (D)     | (D)     | 4 247   | (D)    | 5 450    | 1 582  | 1 792      | 8 443   |
| \$500,000 or more ----- farms..                      | 2       | 1       | 9       | 1      | 4        | 3      | -          | 11      |
| ----- \$1,000..                                      | (D)     | (D)     | 7 149   | (D)    | 3 502    | 1 922  | -          | 8 362   |
| <b>1982 value of sales<sup>1</sup>:</b>              |         |         |         |        |          |        |            |         |
| Less than \$1,000 ----- farms..                      | 152     | 101     | 126     | 164    | 134      | 109    | 70         | 180     |
| ----- \$1,000..                                      | 59      | 38      | 45      | (D)    | 48       | (D)    | 22         | (D)     |
| \$1,000 to \$2,499 ----- farms..                     | 156     | 87      | 116     | 185    | 125      | 124    | 64         | 196     |
| ----- \$1,000..                                      | 252     | 136     | 195     | 307    | 200      | 213    | 106        | (D)     |
| \$2,500 to \$4,999 ----- farms..                     | 115     | 66      | 102     | 139    | 84       | 135    | 66         | 197     |
| ----- \$1,000..                                      | 403     | 224     | 357     | 494    | 301      | 473    | 240        | 711     |
| \$5,000 to \$9,999 ----- farms..                     | 74      | 68      | 70      | 83     | 124      | 103    | 53         | 113     |
| ----- \$1,000..                                      | 513     | 491     | 488     | 577    | 857      | 716    | 366        | 769     |
| \$10,000 to \$19,999 ----- farms..                   | 33      | 40      | 39      | 50     | 67       | 65     | 42         | 62      |
| ----- \$1,000..                                      | 436     | 596     | 560     | 702    | 934      | 852    | 619        | 817     |
| \$20,000 to \$24,999 ----- farms..                   | 9       | 5       | 12      | 13     | 14       | 14     | 5          | 12      |
| ----- \$1,000..                                      | 190     | 118     | 266     | 286    | 311      | 296    | 116        | 259     |
| \$25,000 to \$39,999 ----- farms..                   | 15      | 14      | 26      | 15     | 32       | 34     | 21         | 16      |
| ----- \$1,000..                                      | 461     | 444     | 827     | 467    | 996      | 1 067  | 660        | 556     |
| \$40,000 to \$49,999 ----- farms..                   | 9       | 11      | 16      | 7      | 12       | 12     | 8          | 8       |
| ----- \$1,000..                                      | 407     | 502     | 718     | 311    | 532      | 528    | 350        | 344     |
| \$50,000 to \$99,999 ----- farms..                   | 34      | 51      | 30      | 28     | 38       | 46     | 23         | 19      |
| ----- \$1,000..                                      | 2 557   | 3 677   | 2 184   | 2 153  | 2 621    | 3 368  | 1 546      | 1 388   |
| \$100,000 to \$249,999 ----- farms..                 | 41      | 31      | 39      | 28     | 32       | 53     | 16         | 40      |
| ----- \$1,000..                                      | 6 093   | 4 580   | 5 971   | 4 210  | 4 986    | 8 438  | 2 607      | 6 075   |
| \$250,000 to \$499,999 ----- farms..                 | 4       | 10      | 17      | 7      | 14       | 11     | 5          | 24      |
| ----- \$1,000..                                      | (D)     | (D)     | 5 918   | 2 235  | 4 839    | 3 485  | (D)        | (D)     |
| \$500,000 or more ----- farms..                      | 1       | 2       | 14      | -      | 5        | 4      | 1          | 2       |
| ----- \$1,000..                                      | (D)     | (D)     | 13 271  | -      | 4 803    | 4 311  | (D)        | (D)     |
| <b>Sales by commodity or commodity group:</b>        |         |         |         |        |          |        |            |         |
| <b>Crops, including nursery and greenhouse crops</b> |         |         |         |        |          |        |            |         |
| ----- farms, 1987..                                  | 100     | 181     | 194     | 127    | 239      | 310    | 132        | 157     |
| ----- farms, 1982..                                  | 107     | 284     | 268     | 147    | 325      | 468    | 159        | 138     |
| ----- \$1,000, 1987..                                | 1 115   | 6 836   | 17 429  | 731    | 12 154   | 10 295 | 5 270      | 468     |
| ----- \$1,000, 1982..                                | 2 394   | 12 912  | 25 043  | 892    | 13 782   | 19 140 | 6 003      | 694     |
| <b>Grains</b>  |         |         |         |        |          |        |            |         |
| ----- farms, 1987..                                  | 20      | 135     | 77      | 50     | 142      | 247    | 71         | 22      |
| ----- farms, 1982..                                  | 20      | 58      | 180     | 65     | 221      | 387    | 118        | 40      |
| ----- \$1,000, 1987..                                | 424     | 4 576   | 2 019   | 241    | 3 382    | 6 734  | 623        | 105     |
| ----- \$1,000, 1982..                                | 2 001   | 10 342  | 7 236   | 595    | 6 504    | 13 350 | 2 717      | 447     |
| <b>Corn for grain</b>                                |         |         |         |        |          |        |            |         |
| ----- farms, 1987..                                  | 13      | 19      | 21      | 33     | 46       | 62     | 29         | 13      |
| ----- farms, 1982..                                  | 14      | 26      | 22      | 40     | 21       | 20     | 30         | 24      |
| ----- \$1,000, 1987..                                | 267     | 85      | 430     | 79     | 438      | 592    | 132        | (D)     |
| ----- \$1,000, 1982..                                | (D)     | 40      | 341     | (D)    | 43       | 196    | 428        | 66      |
| <b>Wheat</b>   |         |         |         |        |          |        |            |         |
| ----- farms, 1987..                                  | 4       | 52      | 25      | 16     | 25       | 80     | 5          | 2       |
| ----- farms, 1982..                                  | 31      | 108     | 34      | 13     | 48       | 110    | 14         | 7       |
| ----- \$1,000, 1987..                                | (D)     | 547     | (D)     | 66     | 184      | 591    | (D)        | (D)     |
| ----- \$1,000, 1982..                                | 332     | 2 853   | 651     | 147    | 643      | 1 408  | 95         | (D)     |
| <b>Soybeans</b>                                      |         |         |         |        |          |        |            |         |
| ----- farms, 1987..                                  | 8       | 119     | 51      | 3      | 112      | 202    | 50         | 10      |
| ----- farms, 1982..                                  | 44      | 189     | 157     | 25     | 200      | 362    | 91         | 13      |
| ----- \$1,000, 1987..                                | 121     | 3 754   | 1 166   | (D)    | 2 511    | 5 344  | 434        | 69      |
| ----- \$1,000, 1982..                                | 1 465   | 7 362   | 6 044   | 308    | 5 515    | 11 675 | 1 833      | 331     |
| <b>Sorghum for grain</b>                             |         |         |         |        |          |        |            |         |
| ----- farms, 1987..                                  | -       | 33      | 6       | -      | 22       | 46     | 10         | -       |
| ----- farms, 1982..                                  | -       | 5       | 16      | 2      | 18       | 12     | 10         | 1       |
| ----- \$1,000, 1987..                                | -       | 179     | (D)     | -      | 250      | 206    | 48         | -       |
| ----- \$1,000, 1982..                                | -       | 41      | 200     | (D)    | 304      | 66     | 353        | (D)     |
| <b>Barley</b>  |         |         |         |        |          |        |            |         |
| ----- farms, 1987..                                  | -       | -       | -       | -      | -        | -      | -          | -       |
| ----- farms, 1982..                                  | (NA)    | (NA)    | (NA)    | (NA)   | (NA)     | (NA)   | (NA)       | (NA)    |
| ----- \$1,000, 1987..                                | -       | -       | -       | -      | -        | -      | -          | -       |
| ----- \$1,000, 1982..                                | (NA)    | (NA)    | (NA)    | (NA)   | (NA)     | (NA)   | (NA)       | (NA)    |
| <b>Oats</b>  |         |         |         |        |          |        |            |         |
| ----- farms, 1987..                                  | 1       | 5       | -       | 2      | -        | 4      | 1          | -       |
| ----- farms, 1982..                                  | 3       | 8       | -       | -      | -        | 5      | 2          | -       |
| ----- \$1,000, 1987..                                | (D)     | 11      | -       | (D)    | -        | 2      | (D)        | -       |
| ----- \$1,000, 1982..                                | (D)     | 46      | -       | -      | -        | 6      | (D)        | -       |
| <b>Other grains<sup>2</sup></b>                      |         |         |         |        |          |        |            |         |
| ----- farms, 1987..                                  | -       | -       | -       | -      | -        | -      | -          | -       |
| ----- farms, 1982..                                  | -       | -       | -       | -      | -        | -      | 2          | 1       |
| ----- \$1,000, 1987..                                | -       | -       | -       | -      | -        | -      | -          | -       |
| ----- \$1,000, 1982..                                | -       | -       | -       | -      | -        | -      | (D)        | (D)     |

See footnotes at end of table.

**Table 2. Market Value of Agricultural Products Sold and Farms by Standard Industrial Classification: 1987 and 1982—Con.**

[For meaning of abbreviations and symbols, see introductory text]

| Item   | Newton | Noxubee | Oktibbeha | Panola | Pearl River | Perry  | Pike   | Pontotoc |
|--|--------|---------|-----------|--------|-------------|--------|--------|----------|
| <b>MARKET VALUE OF AGRICULTURAL PRODUCTS SOLD</b>    |        |         |           |        |             |        |        |          |
| Total sales (see text) ----- farms, 1987..           | 599    | 449     | 355       | 643    | 584         | 218    | 483    | 604      |
| ----- farms, 1982..                                  | 763    | 545     | 454       | 817    | 718         | 308    | 601    | 815      |
| \$1,000, 1987..                                      | 34 770 | 22 034  | 8 486     | 24 194 | 13 800      | 8 558  | 15 246 | 12 283   |
| ----- farms, 1982..                                  | 32 386 | 26 852  | 11 245    | 34 381 | 14 238      | 7 177  | 16 297 | 20 415   |
| Average per farm ----- dollars, 1987..               | 58 047 | 49 073  | 23 905    | 37 626 | 23 630      | 39 257 | 31 565 | 20 337   |
| ----- dollars, 1982..                                | 42 446 | 49 269  | 24 769    | 42 082 | 19 830      | 23 301 | 27 116 | 25 049   |
| <b>1987 value of sales:</b>                          |        |         |           |        |             |        |        |          |
| Less than \$1,000 ----- farms..                      | 94     | 41      | 64        | 83     | 144         | 28     | 78     | 113      |
| ----- \$1,000..                                      | 36     | 12      | 18        | 29     | 42          | 12     | 22     | 35       |
| \$1,000 to \$2,499 ----- farms..                     | 102    | 57      | 64        | 97     | 125         | 46     | 102    | 102      |
| ----- \$1,000..                                      | 157    | 89      | 108       | 160    | 212         | 74     | 172    | 167      |
| \$2,500 to \$4,999 ----- farms..                     | 112    | 63      | 68        | 124    | 95          | 59     | 80     | 106      |
| ----- \$1,000..                                      | 392    | 219     | 237       | 447    | 341         | 204    | 280    | 380      |
| \$5,000 to \$9,999 ----- farms..                     | 81     | 51      | 65        | 107    | 92          | 30     | 70     | 97       |
| ----- \$1,000..                                      | 551    | 360     | 473       | 740    | 642         | 198    | 502    | 665      |
| \$10,000 to \$19,999 ----- farms..                   | 51     | 54      | 39        | 65     | 51          | 12     | 38     | 74       |
| ----- \$1,000..                                      | 672    | 793     | 539       | 903    | 667         | (D)    | 521    | 1 048    |
| \$20,000 to \$24,999 ----- farms..                   | 19     | 20      | 7         | 13     | 9           | 2      | 12     | 8        |
| ----- \$1,000..                                      | 417    | 443     | 150       | 278    | 197         | (D)    | 275    | 177      |
| \$25,000 to \$39,999 ----- farms..                   | 11     | 44      | 7         | 29     | 18          | 7      | 9      | 27       |
| ----- \$1,000..                                      | 362    | 1 308   | 222       | 943    | 587         | (D)    | 302    | 843      |
| \$40,000 to \$49,999 ----- farms..                   | 3      | 9       | 4         | 21     | 5           | 2      | 6      | 12       |
| ----- \$1,000..                                      | 143    | 416     | 175       | 957    | 221         | (D)    | 259    | 542      |
| \$50,000 to \$99,999 ----- farms..                   | 26     | 47      | 15        | 34     | 17          | 8      | 33     | 34       |
| ----- \$1,000..                                      | 1 904  | 3 419   | 1 077     | 2 420  | 1 272       | (D)    | 2 405  | 2 407    |
| \$100,000 to \$249,999 ----- farms..                 | 55     | 47      | 13        | 44     | 16          | 13     | 44     | 24       |
| ----- \$1,000..                                      | 9 269  | 7 133   | 2 052     | 6 538  | 2 235       | 2 142  | 6 674  | 3 502    |
| \$250,000 to \$499,999 ----- farms..                 | 30     | 14      | 8         | 21     | 10          | 8      | 10     | 6        |
| ----- \$1,000..                                      | 11 096 | (D)     | (D)       | 7 137  | (D)         | 2 864  | (D)    | (D)      |
| \$500,000 or more ----- farms..                      | 15     | 2       | 1         | 5      | 2           | 3      | 1      | 1        |
| ----- \$1,000..                                      | 9 770  | (D)     | (D)       | 3 641  | (D)         | 1 926  | (D)    | (D)      |
| <b>1982 value of sales<sup>1</sup>:</b>              |        |         |           |        |             |        |        |          |
| Less than \$1,000 ----- farms..                      | 149    | 76      | 106       | 142    | 201         | 76     | 138    | 138      |
| ----- \$1,000..                                      | (D)    | (D)     | (D)       | 57     | (D)         | 27     | 40     | (D)      |
| \$1,000 to \$2,499 ----- farms..                     | 157    | 68      | 77        | 128    | 151         | 80     | 120    | 143      |
| ----- \$1,000..                                      | 266    | (D)     | (D)       | 217    | (D)         | 135    | 197    | (D)      |
| \$2,500 to \$4,999 ----- farms..                     | 133    | 61      | 62        | 151    | 119         | 48     | 112    | 122      |
| ----- \$1,000..                                      | 476    | 222     | 224       | 557    | 426         | 166    | 394    | 440      |
| \$5,000 to \$9,999 ----- farms..                     | 83     | 70      | 64        | 115    | 96          | 32     | 69     | 123      |
| ----- \$1,000..                                      | 581    | 496     | 432       | 815    | 663         | 221    | 486    | 823      |
| \$10,000 to \$19,999 ----- farms..                   | 57     | 43      | 48        | 78     | 51          | 20     | 39     | 80       |
| ----- \$1,000..                                      | 760    | 602     | 658       | 1 016  | 654         | 266    | 547    | 1 133    |
| \$20,000 to \$24,999 ----- farms..                   | 11     | 19      | 14        | 20     | 9           | 4      | 14     | 20       |
| ----- \$1,000..                                      | 237    | 419     | 313       | 456    | 194         | (D)    | 308    | 455      |
| \$25,000 to \$39,999 ----- farms..                   | 26     | 34      | 22        | 39     | 18          | 9      | 12     | 62       |
| ----- \$1,000..                                      | 833    | 1 077   | 677       | 1 250  | 553         | (D)    | 380    | 1 952    |
| \$40,000 to \$49,999 ----- farms..                   | 6      | 14      | 6         | 15     | 11          | 7      | 12     | 24       |
| ----- \$1,000..                                      | 254    | 627     | 259       | 678    | 507         | (D)    | (D)    | 1 072    |
| \$50,000 to \$99,999 ----- farms..                   | 38     | 91      | 26        | 33     | 28          | 9      | 25     | 58       |
| ----- \$1,000..                                      | 2 826  | 6 743   | 1 825     | 2 324  | 1 936       | (D)    | (D)    | 4 060    |
| \$100,000 to \$249,999 ----- farms..                 | 64     | 49      | 18        | 54     | 22          | 18     | 49     | 40       |
| ----- \$1,000..                                      | 10 602 | 7 063   | 2 965     | 8 383  | 3 374       | 3 034  | 7 241  | 6 312    |
| \$250,000 to \$499,999 ----- farms..                 | 31     | 17      | 9         | 29     | 9           | 4      | 8      | 3        |
| ----- \$1,000..                                      | 10 217 | (D)     | (D)       | 9 836  | (D)         | (D)    | 2 485  | (D)      |
| \$500,000 or more ----- farms..                      | 7      | 2       | 1         | 13     | 2           | 1      | 3      | 1        |
| ----- \$1,000..                                      | 5 017  | (D)     | (D)       | 8 792  | (D)         | (D)    | 1 692  | (D)      |
| <b>Sales by commodity or commodity group:</b>        |        |         |           |        |             |        |        |          |
| <b>Crops, including nursery and greenhouse crops</b> |        |         |           |        |             |        |        |          |
| ----- farms, 1987..                                  | 107    | 237     | 123       | 306    | 149         | 52     | 112    | 328      |
| ----- farms, 1982..                                  | 150    | 300     | 168       | 411    | 182         | 87     | 134    | 506      |
| \$1,000, 1987..                                      | 1 632  | 11 745  | 1 778     | 19 998 | 2 897       | 1 007  | 1 056  | 7 619    |
| ----- farms, 1982..                                  | 2 006  | 17 686  | 4 846     | 29 441 | 3 708       | 1 457  | 1 631  | 12 283   |
| <b>Grains</b>  |        |         |           |        |             |        |        |          |
| ----- farms, 1987..                                  | 14     | 200     | 44        | 182    | 40          | 23     | 34     | 275      |
| ----- farms, 1982..                                  | 51     | 274     | 100       | 311    | 88          | 50     | 79     | 448      |
| \$1,000, 1987..                                      | 1 057  | 11 064  | 1 320     | 5 856  | 2 125       | 703    | 722    | 3 759    |
| ----- farms, 1982..                                  | 1 639  | 17 368  | 4 060     | 14 323 | 3 368       | 954    | 1 416  | 9 156    |
| <b>Corn for grain</b>                                |        |         |           |        |             |        |        |          |
| ----- farms, 1987..                                  | 1      | 37      | 7         | 23     | 14          | 10     | 20     | 80       |
| ----- farms, 1982..                                  | 17     | 10      | 5         | 18     | 12          | 19     | 17     | 32       |
| \$1,000, 1987..                                      | (D)    | 523     | 16        | 387    | 32          | 43     | 187    | 386      |
| ----- farms, 1982..                                  | 81     | 174     | (D)       | (D)    | (D)         | 99     | 64     | 180      |
| <b>Wheat</b>   |        |         |           |        |             |        |        |          |
| ----- farms, 1987..                                  | 4      | 54      | 1         | 42     | 24          | 8      | 18     | 25       |
| ----- farms, 1982..                                  | 7      | 171     | 27        | 132    | 35          | 9      | 34     | 148      |
| \$1,000, 1987..                                      | (D)    | 499     | (D)       | 722    | 438         | 204    | 142    | 146      |
| ----- farms, 1982..                                  | (D)    | 3 240   | 567       | 2 956  | 451         | 187    | 386    | 1 323    |
| <b>Soybeans</b>                                      |        |         |           |        |             |        |        |          |
| ----- farms, 1987..                                  | 12     | 190     | 37        | 162    | 20          | 10     | 15     | 235      |
| ----- farms, 1982..                                  | 33     | 263     | 95        | 296    | 74          | 32     | 52     | 426      |
| \$1,000, 1987..                                      | 1 024  | 9 746   | 1 287     | 3 915  | 1 643       | 416    | 393    | 3 054    |
| ----- farms, 1982..                                  | 1 505  | 13 442  | 3 440     | 10 090 | 2 815       | 618    | 926    | 7 588    |
| <b>Sorghum for grain</b>                             |        |         |           |        |             |        |        |          |
| ----- farms, 1987..                                  | -      | 49      | 2         | 42     | 2           | 2      | -      | 34       |
| ----- farms, 1982..                                  | -      | 50      | 5         | 29     | 1           | 2      | 3      | 17       |
| \$1,000, 1987..                                      | -      | 294     | (D)       | (D)    | (D)         | (D)    | -      | 173      |
| ----- farms, 1982..                                  | -      | 482     | 43        | 419    | (D)         | (D)    | (D)    | 86       |
| <b>Barley</b>  |        |         |           |        |             |        |        |          |
| ----- farms, 1987..                                  | -      | -       | -         | -      | -           | -      | -      | -        |
| ----- farms, 1982..                                  | (NA)   | (NA)    | (NA)      | (NA)   | (NA)        | (NA)   | (NA)   | (NA)     |
| \$1,000, 1987..                                      | -      | -       | -         | -      | -           | -      | -      | -        |
| ----- farms, 1982..                                  | (NA)   | (NA)    | (NA)      | (NA)   | (NA)        | (NA)   | (NA)   | (NA)     |
| <b>Oats</b>  |        |         |           |        |             |        |        |          |
| ----- farms, 1987..                                  | -      | 3       | -         | 1      | 1           | 2      | -      | -        |
| ----- farms, 1982..                                  | 1      | 2       | 1         | 2      | 1           | 1      | 2      | -        |
| \$1,000, 1987..                                      | -      | 2       | -         | (D)    | (D)         | (D)    | -      | -        |
| ----- farms, 1982..                                  | (D)    | (D)     | (D)       | (D)    | (D)         | (D)    | (D)    | -        |
| <b>Other grains<sup>2</sup></b>                      |        |         |           |        |             |        |        |          |
| ----- farms, 1987..                                  | -      | -       | -         | 9      | -           | 1      | -      | -        |
| ----- farms, 1982..                                  | 1      | 4       | -         | 8      | -           | -      | -      | -        |
| \$1,000, 1987..                                      | -      | -       | -         | 498    | -           | (D)    | -      | -        |
| ----- farms, 1982..                                  | (D)    | (D)     | -         | 728    | -           | -      | -      | -        |

See footnotes at end of table.

**Table 2. Market Value of Agricultural Products Sold and Farms by Standard Industrial Classification: 1987 and 1982—Con.**

[For meaning of abbreviations and symbols, see introductory text]

| Item   | Prentiss | Quitman | Rankin | Scott   | Sharkey | Simpson | Smith  | Stone  |
|--|----------|---------|--------|---------|---------|---------|--------|--------|
| <b>MARKET VALUE OF AGRICULTURAL PRODUCTS SOLD</b>    |          |         |        |         |         |         |        |        |
| Total sales (see text) ----- farms, 1987..           | 405      | 256     | 551    | 688     | 127     | 576     | 662    | 221    |
| ----- farms, 1982..                                  | 564      | 323     | 667    | 833     | 162     | 771     | 773    | 275    |
| ----- \$1,000, 1987..                                | 8 790    | 33 285  | 32 948 | 103 861 | 41 934  | 54 890  | 54 271 | 4 120  |
| ----- \$1,000, 1982..                                | 11 978   | 39 629  | 40 121 | 83 112  | 44 894  | 34 163  | 46 346 | 5 125  |
| Average per farm ----- dollars, 1987..               | 21 704   | 130 018 | 59 797 | 150 961 | 330 187 | 95 295  | 81 980 | 18 644 |
| ----- dollars, 1982..                                | 21 237   | 122 690 | 60 151 | 99 775  | 277 123 | 44 310  | 59 956 | 18 636 |
| 1987 value of sales:                                 |          |         |        |         |         |         |        |        |
| Less than \$1,000 ----- farms..                      | 68       | 14      | 72     | 90      | 5       | 81      | 90     | 36     |
| ----- \$1,000..                                      | 27       | 2       | 18     | 27      | -       | 23      | 29     | 12     |
| \$1,000 to \$2,499 ----- farms..                     | 73       | 22      | 99     | 98      | 5       | 83      | 96     | 47     |
| ----- \$1,000..                                      | 124      | 38      | 161    | 167     | 7       | 140     | 160    | 74     |
| \$2,500 to \$4,999 ----- farms..                     | 95       | 19      | 82     | 107     | 3       | 111     | 119    | 50     |
| ----- \$1,000..                                      | 343      | 86      | 282    | 376     | 14      | 389     | 440    | 186    |
| \$5,000 to \$9,999 ----- farms..                     | 58       | 13      | 81     | 96      | 5       | 107     | 66     | 47     |
| ----- \$1,000..                                      | 409      | 99      | 564    | 683     | 41      | 771     | 501    | 338    |
| \$10,000 to \$19,999 ----- farms..                   | 36       | 24      | 67     | 50      | 11      | 52      | 60     | 14     |
| ----- \$1,000..                                      | 520      | 341     | 926    | 716     | 169     | 728     | 835    | (D)    |
| \$20,000 to \$24,999 ----- farms..                   | 12       | 12      | 5      | 11      | 3       | 15      | 14     | 3      |
| ----- \$1,000..                                      | 271      | 270     | 112    | 257     | 67      | 341     | 314    | (D)    |
| \$25,000 to \$39,999 ----- farms..                   | 13       | 21      | 22     | 13      | 3       | 11      | 31     | 3      |
| ----- \$1,000..                                      | 410      | 654     | 705    | 403     | 101     | 351     | 962    | (D)    |
| \$40,000 to \$49,999 ----- farms..                   | 3        | 7       | 12     | 7       | 3       | 7       | 10     | 1      |
| ----- \$1,000..                                      | 128      | 301     | 534    | 311     | 137     | 293     | 453    | (D)    |
| \$50,000 to \$99,999 ----- farms..                   | 25       | 43      | 31     | 28      | 13      | 20      | 20     | 8      |
| ----- \$1,000..                                      | 1 757    | 3 255   | 2 283  | 1 941   | 1 073   | 1 344   | 1 365  | (D)    |
| \$100,000 to \$249,999 ----- farms..                 | 20       | 47      | 36     | 66      | 30      | 30      | 68     | 8      |
| ----- \$1,000..                                      | 3 267    | 7 415   | 5 574  | 12 292  | 4 508   | 5 395   | 12 413 | 1 376  |
| \$250,000 to \$499,999 ----- farms..                 | 3        | 20      | 33     | 7       | 18      | 32      | 68     | 4      |
| ----- \$1,000..                                      | (D)      | 6 882   | 11 519 | 28 230  | 6 559   | 12 253  | 23 934 | 1 224  |
| \$500,000 or more ----- farms..                      | 1        | 14      | 11     | 48      | 28      | 27      | 20     | -      |
| ----- \$1,000..                                      | (D)      | 13 962  | 10 270 | 58 457  | 29 258  | 32 863  | 12 865 | -      |
| 1982 value of sales <sup>1</sup> :                   |          |         |        |         |         |         |        |        |
| Less than \$1,000 ----- farms..                      | 82       | 15      | 92     | 145     | 2       | 143     | 123    | 62     |
| ----- \$1,000..                                      | 40       | 5       | 31     | 52      | (D)     | (D)     | 53     | 26     |
| \$1,000 to \$2,499 ----- farms..                     | 101      | 12      | 161    | 133     | 7       | 183     | 198    | 73     |
| ----- \$1,000..                                      | 169      | 17      | 265    | 223     | (D)     | 299     | 231    | 124    |
| \$2,500 to \$4,999 ----- farms..                     | 96       | 25      | 107    | 126     | 11      | 132     | 130    | 60     |
| ----- \$1,000..                                      | 347      | 93      | 376    | 446     | 40      | 460     | 457    | 213    |
| \$5,000 to \$9,999 ----- farms..                     | 101      | 30      | 84     | 88      | 12      | 112     | 96     | 15     |
| ----- \$1,000..                                      | 694      | 208     | 578    | 611     | 83      | 749     | 697    | 104    |
| \$10,000 to \$19,999 ----- farms..                   | 54       | 32      | 41     | 58      | 21      | 53      | 53     | 23     |
| ----- \$1,000..                                      | 761      | 460     | 572    | 818     | 310     | 716     | 754    | 330    |
| \$20,000 to \$24,999 ----- farms..                   | 20       | 14      | 14     | 13      | 2       | 9       | 8      | 10     |
| ----- \$1,000..                                      | 444      | 311     | 304    | 286     | (D)     | 194     | 173    | (D)    |
| \$25,000 to \$39,999 ----- farms..                   | 23       | 30      | 22     | 24      | 4       | 19      | 10     | 6      |
| ----- \$1,000..                                      | 715      | 959     | 667    | 789     | (D)     | 591     | 290    | (D)    |
| \$40,000 to \$49,999 ----- farms..                   | 14       | 11      | 7      | 11      | 5       | 12      | 14     | -      |
| ----- \$1,000..                                      | 616      | 487     | 303    | 488     | 218     | 537     | 643    | -      |
| \$50,000 to \$99,999 ----- farms..                   | 43       | 41      | 35     | 43      | 19      | 37      | 37     | 9      |
| ----- \$1,000..                                      | 3 062    | 2 787   | 2 534  | 3 112   | 1 531   | 1 310   | 2 689  | (D)    |
| \$100,000 to \$249,999 ----- farms..                 | 27       | 64      | 64     | 97      | 25      | 44      | 103    | 13     |
| ----- \$1,000..                                      | 3 977    | 10 470  | 10 920 | 16 850  | 4 888   | 7 248   | 17 565 | 1 919  |
| \$250,000 to \$499,999 ----- farms..                 | 3        | 37      | 28     | 68      | 26      | 36      | 56     | 4      |
| ----- \$1,000..                                      | 1 153    | 12 967  | 9 846  | 23 513  | 9 470   | 12 238  | 18 761 | 1 299  |
| \$500,000 or more ----- farms..                      | -        | 12      | 12     | 27      | 28      | 9       | 5      | -      |
| ----- \$1,000..                                      | -        | 10 866  | 13 725 | 35 925  | 28 175  | 9 387   | 4 033  | -      |
| <b>Sales by commodity or commodity group:</b>        |          |         |        |         |         |         |        |        |
| <b>Crops, including nursery and greenhouse crops</b> |          |         |        |         |         |         |        |        |
| ----- farms, 1987..                                  | 231      | 238     | 157    | 130     | 114     | 128     | 116    | 79     |
| ----- farms, 1982..                                  | 363      | 309     | 180    | 177     | 156     | 179     | 144    | 83     |
| ----- \$1,000, 1987..                                | 4 587    | 32 669  | 4 850  | 1 839   | 37 577  | 978     | 891    | 757    |
| ----- \$1,000, 1982..                                | 6 924    | 39 470  | 5 523  | 4 558   | 42 252  | 2 414   | 1 347  | 1 333  |
| Grains ----- farms, 1987..                           | 185      | 228     | 59     | 33      | 109     | 37      | 24     | 12     |
| ----- farms, 1982..                                  | 334      | 297     | 92     | 99      | 154     | 96      | 48     | 35     |
| ----- \$1,000, 1987..                                | 2 753    | 13 429  | 1 125  | 842     | 14 396  | 442     | 160    | 214    |
| ----- \$1,000, 1982..                                | 5 888    | 23 367  | 2 870  | 3 262   | 23 789  | 1 857   | 940    | 681    |
| Corn for grain ----- farms, 1987..                   | 41       | 8       | 12     | 9       | 3       | 26      | 10     | 6      |
| ----- farms, 1982..                                  | 33       | 1       | 12     | 16      | 1       | 36      | 6      | 17     |
| ----- \$1,000, 1987..                                | 508      | (D)     | 101    | (D)     | (D)     | 142     | 21     | 80     |
| ----- \$1,000, 1982..                                | 124      | (D)     | 60     | 110     | (D)     | 73      | 6      | 140    |
| Wheat ----- farms, 1987..                            | 19       | 104     | 12     | 1       | 47      | 2       | 8      | 4      |
| ----- farms, 1982..                                  | 75       | 189     | 35     | 13      | 73      | 40      | 18     | 7      |
| ----- \$1,000, 1987..                                | (D)      | 1 096   | 78     | (D)     | 620     | (D)     | 51     | 29     |
| ----- \$1,000, 1982..                                | 556      | 4 473   | 534    | 247     | 3 672   | 426     | 184    | (D)    |
| Soybeans ----- farms, 1987..                         | 161      | 216     | 47     | 25      | 108     | 12      | 10     | 7      |
| ----- farms, 1982..                                  | 318      | 292     | 69     | 81      | 154     | 45      | 35     | 23     |
| ----- \$1,000, 1987..                                | 1 979    | 6 275   | 946    | 808     | 10 290  | 271     | 89     | 104    |
| ----- \$1,000, 1982..                                | 5 177    | 13 558  | 2 224  | 2 871   | 17 517  | 1 230   | 742    | 491    |
| Sorghum for grain ----- farms, 1987..                | 21       | 87      | -      | -       | 26      | 1       | -      | -      |
| ----- farms, 1982..                                  | 8        | 11      | 3      | 6       | 2       | 11      | -      | 1      |
| ----- \$1,000, 1987..                                | 139      | 1 205   | -      | -       | (D)     | (D)     | -      | -      |
| ----- \$1,000, 1982..                                | (D)      | (D)     | (D)    | 34      | (D)     | (D)     | -      | (D)    |
| Barley ----- farms, 1987..                           | -        | -       | -      | -       | -       | -       | -      | -      |
| ----- farms, 1982..                                  | (NA)     | (NA)    | (NA)   | (NA)    | (NA)    | (NA)    | (NA)   | (NA)   |
| ----- \$1,000, 1987..                                | (NA)     | (NA)    | (NA)   | (NA)    | (NA)    | (NA)    | (NA)   | (NA)   |
| ----- \$1,000, 1982..                                | (NA)     | (NA)    | (NA)   | (NA)    | (NA)    | (NA)    | (NA)   | (NA)   |
| Oats ----- farms, 1987..                             | -        | 1       | -      | -       | -       | -       | -      | -      |
| ----- farms, 1982..                                  | 1        | 1       | -      | -       | 1       | 3       | 5      | -      |
| ----- \$1,000, 1987..                                | -        | (D)     | -      | -       | -       | -       | -      | -      |
| ----- \$1,000, 1982..                                | (D)      | (D)     | -      | -       | (D)     | (D)     | 9      | -      |
| Other grains <sup>2</sup> ----- farms, 1987..        | 1        | 50      | -      | -       | 25      | 1       | -      | -      |
| ----- farms, 1982..                                  | -        | 53      | 2      | -       | 21      | 1       | -      | -      |
| ----- \$1,000, 1987..                                | (D)      | 4 700   | -      | -       | 3 023   | (D)     | -      | -      |
| ----- \$1,000, 1982..                                | -        | 5 218   | (D)    | -       | 2 331   | (D)     | -      | -      |

See footnotes at end of table.

**Table 2. Market Value of Agricultural Products Sold and Farms by Standard Industrial Classification: 1987 and 1982—Con.**

[For meaning of abbreviations and symbols, see introductory text]

| Item  | Sunflower | Tallahatchie | Tate   | Tippah | Tishomingo | Tunica  | Union  | Walthall |
|---|-----------|--------------|--------|--------|------------|---------|--------|----------|
| <b>MARKET VALUE OF AGRICULTURAL PRODUCTS SOLD</b>               |           |              |        |        |            |         |        |          |
| Total sales (see text) ----- farms, 1987                        | 442       | 404          | 560    | 532    | 298        | 162     | 579    | 611      |
| ----- farms, 1982   | 446       | 472          | 647    | 673    | 364        | 171     | 734    | 807      |
| ----- \$1,000, 1987   | 86 801    | 53 171       | 20 598 | 7 944  | 2 674      | 46 565  | 10 101 | 16 209   |
| ----- \$1,000, 1982   | 83 903    | 57 910       | 21 576 | 8 832  | 3 549      | 45 975  | 12 606 | 21 136   |
| Average per farm ----- dollars, 1987                            | 196 382   | 131 611      | 36 782 | 14 932 | 8 972      | 287 441 | 17 446 | 26 528   |
| ----- dollars, 1982   | 188 123   | 122 691      | 33 348 | 13 123 | 9 750      | 268 859 | 17 174 | 26 191   |
| 1987 value of sales:  |           |              |        |        |            |         |        |          |
| Less than \$1,000 ----- farms                                   | 16        | 24           | 82     | 102    | 64         | 2       | 105    | 94       |
| ----- \$1,000   | 3         | 10           | 26     | 36     | 24         | (D)     | 41     | 32       |
| \$1,000 to \$2,499 ----- farms                                  | 8         | 36           | 100    | 119    | 74         | 5       | 135    | 113      |
| ----- \$1,000   | 15        | 60           | 168    | 196    | 116        | (D)     | 229    | 185      |
| \$2,500 to \$4,999 ----- farms                                  | 30        | 45           | 91     | 116    | 59         | 3       | 98     | 124      |
| ----- \$1,000   | 107       | 167          | 316    | 419    | 216        | 13      | 343    | 444      |
| \$5,000 to \$9,999 ----- farms                                  | 19        | 56           | 95     | 82     | 57         | 23      | 96     | 105      |
| ----- \$1,000   | 141       | 408          | 692    | 584    | 390        | 156     | 659    | 737      |
| \$10,000 to \$19,999 ----- farms                                | 41        | 27           | 65     | 46     | 17         | 11      | 54     | 47       |
| ----- \$1,000   | 579       | 362          | 901    | 619    | (D)        | (D)     | 721    | 606      |
| \$20,000 to \$24,999 ----- farms                                | 10        | 12           | 12     | 9      | 5          | 3       | 10     | 11       |
| ----- \$1,000   | 231       | 265          | 271    | 203    | (D)        | (D)     | 212    | 239      |
| \$25,000 to \$39,999 ----- farms                                | 21        | 24           | 22     | 19     | 11         | 5       | 20     | 20       |
| ----- \$1,000   | 659       | 775          | 685    | 622    | (D)        | (D)     | 613    | 607      |
| \$40,000 to \$49,999 ----- farms                                | 14        | 12           | 9      | 6      | 2          | 1       | 10     | 8        |
| ----- \$1,000   | 630       | 539          | 392    | 282    | (D)        | (D)     | 461    | 356      |
| \$50,000 to \$99,999 ----- farms                                | 75        | 45           | 20     | 10     | 4          | 15      | 31     | 30       |
| ----- \$1,000   | 5 657     | 3 223        | 1 592  | 737    | (D)        | (D)     | 2 314  | 2 258    |
| \$100,000 to \$249,999 ----- farms                              | 115       | 67           | 47     | 19     | 5          | 34      | 15     | 49       |
| ----- \$1,000   | 17 523    | 10 900       | 7 304  | 2 876  | 761        | 5 777   | 2 359  | 7 648    |
| \$250,000 to \$499,999 ----- farms                              | 55        | 33           | 11     | 4      | -          | 33      | 3      | 10       |
| ----- \$1,000   | 19 323    | 11 230       | 4 035  | 1 370  | -          | 11 671  | (D)    | 3 097    |
| \$500,000 or more ----- farms                                   | 38        | 23           | 6      | -      | -          | 27      | 2      | -        |
| ----- \$1,000   | 41 933    | 25 233       | 4 216  | -      | -          | 27 482  | (D)    | -        |
| 1982 value of sales <sup>1</sup> :                              |           |              |        |        |            |         |        |          |
| Less than \$1,000 ----- farms                                   | 11        | 33           | 92     | 148    | 84         | 4       | 145    | 181      |
| ----- \$1,000   | 5         | 12           | 36     | 51     | 29         | -       | 50     | 71       |
| \$1,000 to \$2,499 ----- farms                                  | 24        | 47           | 126    | 148    | 82         | 3       | 138    | 166      |
| ----- \$1,000   | 40        | 82           | 211    | 239    | 127        | 6       | 231    | 283      |
| \$2,500 to \$4,999 ----- farms                                  | 17        | 64           | 114    | 112    | 77         | 13      | 119    | 145      |
| ----- \$1,000   | 54        | 228          | 409    | 403    | 272        | 46      | 431    | 516      |
| \$5,000 to \$9,999 ----- farms                                  | 36        | 64           | 92     | 98     | 51         | 6       | 106    | 111      |
| ----- \$1,000   | 266       | 463          | 647    | 670    | 364        | 40      | 731    | 773      |
| \$10,000 to \$19,999 ----- farms                                | 42        | 37           | 64     | 61     | 32         | 15      | 89     | 46       |
| ----- \$1,000   | 606       | 498          | 874    | 919    | 448        | 239     | 1 267  | 643      |
| \$20,000 to \$24,999 ----- farms                                | 10        | 7            | 16     | 18     | 7          | -       | 21     | 12       |
| ----- \$1,000   | 230       | 160          | 364    | 419    | 155        | -       | 467    | 264      |
| \$25,000 to \$39,999 ----- farms                                | 23        | 28           | 33     | 33     | 17         | 10      | 35     | 21       |
| ----- \$1,000   | 735       | 853          | 1 059  | 1 054  | 549        | 292     | 1 118  | 654      |
| \$40,000 to \$49,999 ----- farms                                | 18        | 18           | 11     | 11     | 3          | 4       | 13     | 7        |
| ----- \$1,000   | 810       | 807          | 502    | 483    | (D)        | 182     | 563    | 309      |
| \$50,000 to \$99,999 ----- farms                                | 58        | 46           | 37     | 29     | 6          | 19      | 40     | 40       |
| ----- \$1,000   | 4 199     | 3 165        | 2 990  | 2 015  | (D)        | 1 330   | 2 868  | 2 956    |
| \$100,000 to \$249,999 ----- farms                              | 85        | 51           | 43     | 12     | 3          | 33      | 25     | 68       |
| ----- \$1,000   | 14 728    | 8 143        | 6 276  | 1 672  | (D)        | 6 010   | 3 810  | 10 523   |
| \$250,000 to \$499,999 ----- farms                              | 81        | 45           | 14     | 3      | 2          | 39      | 3      | 7        |
| ----- \$1,000   | 27 473    | 15 539       | 4 679  | 908    | (D)        | 14 523  | 1 070  | 2 367    |
| \$500,000 or more ----- farms                                   | 41        | 32           | 5      | -      | -          | 25      | -      | 3        |
| ----- \$1,000   | 34 756    | 27 960       | 3 529  | -      | -          | 23 308  | -      | 1 776    |
| <b>Sales by commodity or commodity group:</b>                   |           |              |        |        |            |         |        |          |
| Crops, including nursery and greenhouse crops ----- farms, 1987 | 386       | 291          | 243    | 254    | 139        | 153     | 309    | 123      |
| ----- farms, 1982   | 402       | 363          | 317    | 350    | 190        | 163     | 453    | 193      |
| ----- \$1,000, 1987   | 58 859    | 49 584       | 10 412 | 4 136  | 1 073      | 42 764  | 5 939  | 1 477    |
| ----- \$1,000, 1982   | 71 904    | 53 320       | (D)    | 5 082  | 1 935      | 44 890  | 7 943  | 3 914    |
| Grains ----- farms, 1987  | 332       | 242          | 145    | 195    | 105        | 148     | 243    | 41       |
| ----- farms, 1982   | 358       | 318          | 243    | 273    | 161        | 158     | 370    | 110      |
| ----- \$1,000, 1987   | 21 461    | 14 217       | 3 509  | 1 985  | 844        | 25 061  | 2 889  | 710      |
| ----- \$1,000, 1982   | 34 994    | 21 159       | 7 387  | 4 393  | 1 749      | 29 806  | 5 358  | 3 111    |
| Corn for grain ----- farms, 1987                                | 3         | 9            | 29     | 115    | 62         | 2       | 104    | 16       |
| ----- farms, 1982   | 2         | 4            | 17     | 79     | 34         | -       | 59     | 15       |
| ----- \$1,000, 1987   | (D)       | (D)          | 159    | 357    | 278        | (D)     | 578    | 67       |
| ----- \$1,000, 1982   | (D)       | (D)          | 155    | 242    | (D)        | -       | 187    | 134      |
| Wheat ----- farms, 1987   | 65        | 43           | 38     | 4      | 9          | 92      | 22     | 22       |
| ----- farms, 1982   | 143       | 99           | 95     | 13     | 39         | 91      | 69     | 44       |
| ----- \$1,000, 1987   | 889       | (D)          | 530    | 11     | 38         | 2 305   | 44     | 282      |
| ----- \$1,000, 1982   | 3 525     | 1 963        | 1 576  | 57     | 243        | 4 472   | 288    | 671      |
| Soybeans ----- farms, 1987                                      | 297       | 232          | 125    | 140    | 67         | 145     | 188    | 16       |
| ----- farms, 1982   | 343       | 306          | 226    | 222    | 136        | 153     | 329    | 87       |
| ----- \$1,000, 1987   | 8 351     | 9 177        | 2 490  | 1 578  | 506        | 15 999  | 2 131  | 353      |
| ----- \$1,000, 1982   | 18 398    | 16 475       | 5 386  | 4 064  | 1 360      | (D)     | 4 462  | 2 252    |
| Sorghum for grain ----- farms, 1987                             | 38        | 42           | 26     | 9      | 6          | 44      | 35     | -        |
| ----- farms, 1982   | 2         | 8            | 13     | 8      | 1          | 2       | 23     | 1        |
| ----- \$1,000, 1987   | 282       | 612          | 82     | 39     | (D)        | (D)     | 135    | -        |
| ----- \$1,000, 1982   | (D)       | 51           | 125    | 29     | (D)        | (D)     | 421    | (D)      |
| Barley ----- farms, 1987  | -         | -            | -      | -      | -          | -       | -      | -        |
| ----- farms, 1982   | (NA)      | (NA)         | (NA)   | (NA)   | (NA)       | (NA)    | (NA)   | (NA)     |
| ----- \$1,000, 1987   | (NA)      | (NA)         | (NA)   | (NA)   | (NA)       | (NA)    | (NA)   | (NA)     |
| ----- \$1,000, 1982   | (NA)      | (NA)         | (NA)   | (NA)   | (NA)       | (NA)    | (NA)   | (NA)     |
| Oats ----- farms, 1987  | 1         | -            | -      | -      | 1          | -       | -      | 3        |
| ----- farms, 1982   | 5         | 1            | -      | -      | 1          | -       | -      | 6        |
| ----- \$1,000, 1987   | (D)       | -            | -      | -      | (D)        | -       | -      | 9        |
| ----- \$1,000, 1982   | 16        | (D)          | -      | -      | (D)        | -       | -      | (D)      |
| Other grains <sup>2</sup> ----- farms, 1987                     | 144       | 39           | 5      | -      | -          | 59      | -      | -        |
| ----- farms, 1982   | 115       | 27           | 4      | -      | -          | 51      | -      | 3        |
| ----- \$1,000, 1987   | 11 907    | 3 880        | 249    | -      | -          | 6 048   | -      | -        |
| ----- \$1,000, 1982   | 12 944    | 2 664        | 145    | -      | -          | 5 513   | -      | 3        |

See footnotes at end of table.



**Table 2. Market Value of Agricultural Products Sold and Farms by Standard Industrial Classification: 1987 and 1982—Con.**

[For meaning of abbreviations and symbols, see introductory text]

| Item   | Warren | Washington | Wayne  | Webster | Wilkinson | Winston | Yalobusha | Yazoo   |
|--|--------|------------|--------|---------|-----------|---------|-----------|---------|
| <b>MARKET VALUE OF AGRICULTURAL PRODUCTS SOLD</b>    |        |            |        |         |           |         |           |         |
| Total sales (see text) ----- farms, 1987 .....       | 222    | 394        | 470    | 300     | 216       | 548     | 299       | 569     |
| ----- farms, 1982 .....                              | 280    | 444        | 498    | 400     | 267       | 729     | 375       | 605     |
| ----- \$1,000, 1987 .....                            | 12 674 | 92 813     | 20 761 | 8 543   | 4 238     | 7 183   | 7 927     | 61 073  |
| ----- \$1,000, 1982 .....                            | 10 847 | 86 256     | 16 657 | 8 406   | 6 186     | 9 001   | 8 025     | 61 384  |
| Average per farm ----- dollars, 1987 .....           | 57 089 | 235 566    | 44 172 | 28 477  | 19 618    | 13 071  | 26 513    | 107 333 |
| ----- dollars, 1982 .....                            | 38 740 | 194 270    | 33 448 | 21 016  | 23 170    | 12 347  | 21 399    | 101 462 |
| <b>1987 value of sales:</b>                          |        |            |        |         |           |         |           |         |
| Less than \$1,000 ----- farms .....                  | 29     | 20         | 74     | 48      | 45        | 93      | 61        | 51      |
| ----- \$1,000 .....                                  | 11     | 3          | 30     | 7       | 10        | 37      | 16        | 19      |
| \$1,000 to \$2,499 ----- farms .....                 | 39     | 25         | 85     | 59      | 45        | 123     | 65        | 62      |
| ----- \$1,000 .....                                  | 68     | 37         | 133    | 101     | 70        | 208     | 107       | 107     |
| \$2,500 to \$4,999 ----- farms .....                 | 42     | 14         | 80     | 41      | 32        | 143     | 47        | 70      |
| ----- \$1,000 .....                                  | 147    | 51         | 278    | 150     | 116       | 511     | 168       | 255     |
| \$5,000 to \$9,999 ----- farms .....                 | 16     | 28         | 83     | 55      | 41        | 83      | 51        | 69      |
| ----- \$1,000 .....                                  | 106    | 198        | 578    | 402     | 300       | 570     | 362       | 512     |
| \$10,000 to \$19,999 ----- farms .....               | 30     | 28         | 48     | 34      | 20        | 45      | 16        | 43      |
| ----- \$1,000 .....                                  | (D)    | 404        | 720    | 478     | 295       | 649     | 226       | 606     |
| \$20,000 to \$24,999 ----- farms .....               | 6      | 8          | 4      | 7       | 7         | 7       | 6         | 15      |
| ----- \$1,000 .....                                  | (D)    | 179        | 88     | 158     | 149       | 153     | 134       | 333     |
| \$25,000 to \$39,999 ----- farms .....               | 13     | 13         | 15     | 17      | 6         | 18      | 13        | 29      |
| ----- \$1,000 .....                                  | (D)    | 444        | 426    | 476     | 207       | 536     | 381       | 912     |
| \$40,000 to \$49,999 ----- farms .....               | 1      | 17         | 3      | 4       | 3         | 4       | 6         | 11      |
| ----- \$1,000 .....                                  | (D)    | 761        | 144    | 185     | 130       | 178     | 260       | 478     |
| \$50,000 to \$99,999 ----- farms .....               | 12     | 30         | 9      | 11      | 9         | 16      | 12        | 62      |
| ----- \$1,000 .....                                  | (D)    | 2 146      | 610    | 734     | 660       | 1 142   | 802       | 4 586   |
| \$100,000 to \$249,999 ----- farms .....             | 18     | 91         | 40     | 16      | 5         | 13      | 14        | 79      |
| ----- \$1,000 .....                                  | 2 882  | 15 066     | 7 172  | 2 702   | 800       | 2 080   | 2 068     | 12 718  |
| \$250,000 to \$499,999 ----- farms .....             | 12     | 69         | 25     | 7       | 2         | 3       | 5         | 50      |
| ----- \$1,000 .....                                  | 3 813  | 24 422     | 8 220  | (D)     | (D)       | 1 099   | 1 667     | 17 300  |
| \$500,000 or more ----- farms .....                  | 4      | 51         | 4      | 1       | 1         | -       | 3         | 28      |
| ----- \$1,000 .....                                  | 3 791  | 49 103     | 2 360  | (D)     | (D)       | -       | 1 736     | 23 246  |
| <b>1982 value of sales<sup>1</sup>:</b>              |        |            |        |         |           |         |           |         |
| Less than \$1,000 ----- farms .....                  | 68     | 15         | 125    | 84      | 65        | 186     | 91        | 82      |
| ----- \$1,000 .....                                  | 24     | (D)        | 46     | 31      | 27        | 68      | (D)       | 33      |
| \$1,000 to \$2,499 ----- farms .....                 | 67     | 33         | 122    | 83      | 55        | 192     | 72        | 69      |
| ----- \$1,000 .....                                  | 105    | 52         | 201    | 136     | 88        | 315     | (D)       | 109     |
| \$2,500 to \$4,999 ----- farms .....                 | 45     | 27         | 75     | 66      | 48        | 132     | 64        | 105     |
| ----- \$1,000 .....                                  | 162    | 88         | 271    | 238     | 177       | 461     | 236       | 373     |
| \$5,000 to \$9,999 ----- farms .....                 | 22     | 28         | 59     | 51      | 22        | 91      | 52        | 80      |
| ----- \$1,000 .....                                  | 156    | 196        | 404    | 378     | 156       | 600     | 380       | 582     |
| \$10,000 to \$19,999 ----- farms .....               | 27     | 37         | 23     | 41      | 24        | 60      | 37        | 41      |
| ----- \$1,000 .....                                  | 369    | 509        | 307    | 570     | 357       | 863     | 514       | 573     |
| \$20,000 to \$24,999 ----- farms .....               | 7      | 10         | 5      | 16      | 7         | 14      | 3         | 9       |
| ----- \$1,000 .....                                  | 161    | 230        | 113    | 356     | 157       | 304     | 64        | 192     |
| \$25,000 to \$39,999 ----- farms .....               | 11     | 38         | 12     | 10      | 9         | 15      | 11        | 24      |
| ----- \$1,000 .....                                  | 324    | 1 192      | 368    | 331     | 303       | 489     | 351       | 789     |
| \$40,000 to \$49,999 ----- farms .....               | 4      | 5          | 1      | 8       | 9         | 3       | 4         | 13      |
| ----- \$1,000 .....                                  | (D)    | 210        | (D)    | 370     | 408       | (D)     | (D)       | 577     |
| \$50,000 to \$99,999 ----- farms .....               | 11     | 38         | 11     | 16      | 18        | 11      | 15        | 31      |
| ----- \$1,000 .....                                  | (D)    | 2 928      | (D)    | 1 118   | 1 250     | (D)     | (D)       | 2 186   |
| \$100,000 to \$249,999 ----- farms .....             | 7      | 82         | 48     | 20      | 7         | 20      | 19        | 69      |
| ----- \$1,000 .....                                  | 1 283  | 13 804     | 7 808  | 3 200   | 1 194     | 2 609   | 3 139     | 11 792  |
| \$250,000 to \$499,999 ----- farms .....             | 4      | 80         | 15     | 5       | 1         | 3       | 6         | 44      |
| ----- \$1,000 .....                                  | 1 500  | 27 277     | (D)    | 1 679   | (D)       | (D)     | 1 969     | 15 644  |
| \$500,000 or more ----- farms .....                  | 7      | 50         | 2      | -       | 2         | 2       | -         | 38      |
| ----- \$1,000 .....                                  | 5 715  | 39 496     | (D)    | -       | (D)       | (D)     | -         | 28 532  |
| <b>Sales by commodity or commodity group:</b>        |        |            |        |         |           |         |           |         |
| <b>Crops, including nursery and greenhouse crops</b> |        |            |        |         |           |         |           |         |
| ----- farms, 1987 .....                              | 84     | 347        | 117    | 143     | 47        | 147     | 131       | 317     |
| ----- farms, 1982 .....                              | 99     | 398        | 101    | 193     | 58        | 198     | 179       | 336     |
| ----- \$1,000, 1987 .....                            | 11 116 | 69 307     | 631    | 6 646   | 647       | 1 294   | 6 053     | 49 313  |
| ----- \$1,000, 1982 .....                            | 9 467  | 79 848     | (D)    | 6 362   | 2 732     | 1 954   | (D)       | 52 762  |
| Grains ----- farms, 1987 .....                       | 59     | 310        | 39     | 71      | 12        | 32      | 66        | 234     |
| ----- farms, 1982 .....                              | 66     | 367        | 46     | 131     | 35        | 92      | 113       | 273     |
| ----- \$1,000, 1987 .....                            | 3 438  | 31 149     | 225    | 942     | 364       | 229     | 838       | 8 110   |
| ----- \$1,000, 1982 .....                            | 4 268  | 43 171     | 292    | 2 135   | 2 473     | 1 448   | 2 605     | 15 978  |
| Corn for grain ----- farms, 1987 .....               | 9      | 7          | 32     | 9       | 6         | 13      | 20        | 37      |
| ----- farms, 1982 .....                              | 3      | 3          | 42     | 13      | 2         | 28      | 16        | 12      |
| ----- \$1,000, 1987 .....                            | (D)    | (D)        | 63     | 46      | 7         | 19      | 70        | 383     |
| ----- \$1,000, 1982 .....                            | (D)    | (D)        | 129    | 35      | (D)       | 39      | 41        | 215     |
| Wheat ----- farms, 1987 .....                        | 12     | 159        | 3      | 4       | -         | 6       | 2         | 38      |
| ----- farms, 1982 .....                              | 24     | 231        | 2      | 33      | 20        | 24      | 17        | 68      |
| ----- \$1,000, 1987 .....                            | 203    | 2 918      | (D)    | 22      | -         | 48      | (D)       | 484     |
| ----- \$1,000, 1982 .....                            | 716    | 9 223      | (D)    | 242     | 266       | 288     | 85        | 1 893   |
| Soybeans ----- farms, 1987 .....                     | 58     | 274        | 9      | 63      | 5         | 15      | 51        | 210     |
| ----- farms, 1982 .....                              | 60     | 337        | 6      | 117     | 28        | 59      | 98        | 260     |
| ----- \$1,000, 1987 .....                            | 3 081  | 14 841     | 157    | 777     | (D)       | 139     | 705       | 6 104   |
| ----- \$1,000, 1982 .....                            | 3 446  | 21 682     | (D)    | 1 790   | 2 167     | 1 103   | 2 406     | 12 503  |
| Sorghum for grain ----- farms, 1987 .....            | 2      | 103        | -      | 16      | 3         | 3       | 7         | 70      |
| ----- farms, 1982 .....                              | 2      | 20         | 1      | 10      | 3         | 2       | 9         | 27      |
| ----- \$1,000, 1987 .....                            | (D)    | 1 237      | -      | 97      | (D)       | 23      | (D)       | 819     |
| ----- \$1,000, 1982 .....                            | (D)    | 691        | (D)    | 69      | 27        | (D)     | 73        | 740     |
| Barley ----- farms, 1987 .....                       | -      | -          | -      | -       | -         | -       | -         | -       |
| ----- farms, 1982 .....                              | (NA)   | (NA)       | (NA)   | (NA)    | (NA)      | (NA)    | (NA)      | (NA)    |
| ----- \$1,000, 1987 .....                            | -      | -          | -      | -       | -         | -       | -         | -       |
| ----- \$1,000, 1982 .....                            | (NA)   | (NA)       | (NA)   | (NA)    | (NA)      | (NA)    | (NA)      | (NA)    |
| Oats ----- farms, 1987 .....                         | -      | 3          | 1      | -       | -         | -       | -         | 3       |
| ----- farms, 1982 .....                              | -      | 4          | 2      | -       | 2         | -       | -         | 7       |
| ----- \$1,000, 1987 .....                            | -      | (D)        | (D)    | -       | -         | -       | -         | (D)     |
| ----- \$1,000, 1982 .....                            | -      | (D)        | (D)    | -       | (D)       | -       | -         | 25      |
| Other grains <sup>2</sup> ----- farms, 1987 .....    | -      | 97         | -      | -       | -         | -       | -         | 4       |
| ----- farms, 1982 .....                              | -      | 87         | -      | -       | -         | -       | -         | 6       |
| ----- \$1,000, 1987 .....                            | -      | 12 015     | -      | -       | -         | 2       | -         | (D)     |
| ----- \$1,000, 1982 .....                            | -      | 11 536     | -      | -       | -         | (D)     | -         | 602     |

See footnotes at end of table.

**Table 2. Market Value of Agricultural Products Sold and Farms by Standard Industrial Classification: 1987 and 1982—Con.**

[For meaning of abbreviations and symbols, see introductory text]

| Item  | Mississippi | Adams | Alcorn | Amite  | Attala | Benton | Bolivar |
|---|-------------|-------|--------|--------|--------|--------|---------|
| <b>MARKET VALUE OF AGRICULTURAL PRODUCTS SOLD—Con.</b>  |             |       |        |        |        |        |         |
| Total sales (see text)—Con.   |             |       |        |        |        |        |         |
| Sales by commodity or commodity group—Con.  |             |       |        |        |        |        |         |
| Crops, including nursery and greenhouse crops—Con.  |             |       |        |        |        |        |         |
| Cotton and cottonseed .....   |             |       |        |        |        |        |         |
| farms, 1987..   | 4 215       | 9     | 33     | -      | 61     | 75     | 187     |
| 1982..  | 3 703       | 5     | 19     | -      | 56     | 89     | 141     |
| \$1,000, 1987..   | 514 013     | 1 757 | 573    | -      | 4 408  | 4 544  | 22 668  |
| 1982..  | 460 879     | 1 556 | 171    | -      | 3 574  | 3 042  | 19 299  |
| Tobacco .....   |             |       |        |        |        |        |         |
| farms, 1987..   | -           | -     | -      | -      | -      | -      | -       |
| 1982..  | 1           | -     | -      | -      | -      | -      | -       |
| \$1,000, 1987..   | -           | -     | -      | -      | -      | -      | -       |
| 1982..  | (D)         | -     | -      | -      | -      | -      | -       |
| Hay, silage, and field seeds .....  |             |       |        |        |        |        |         |
| farms, 1987..   | 3 649       | 25    | 53     | 61     | 56     | 16     | 7       |
| 1982..  | 3 206       | 24    | 47     | 50     | 50     | 21     | 7       |
| \$1,000, 1987..   | 10 978      | 101   | 117    | 254    | 128    | (D)    | 33      |
| 1982..  | 10 686      | 98    | 90     | 101    | 127    | 45     | 43      |
| Vegetables, sweet corn, and melons .....  |             |       |        |        |        |        |         |
| farms, 1987..   | 766         | 2     | 10     | 16     | 11     | 10     | 1       |
| 1982..  | 1 308       | 8     | 25     | 20     | 11     | 13     | 2       |
| \$1,000, 1987..   | 5 693       | (D)   | 14     | 56     | 43     | 190    | (D)     |
| 1982..  | 4 863       | (D)   | 74     | 31     | 11     | 87     | (D)     |
| Fruits, nuts, and berries .....   |             |       |        |        |        |        |         |
| farms, 1987..   | 541         | 7     | 4      | 2      | 4      | -      | 21      |
| 1982..  | 444         | 1     | 1      | -      | 3      | -      | 7       |
| \$1,000, 1987..   | 2 757       | 3     | 7      | (D)    | (D)    | -      | 377     |
| 1982..  | (D)         | (D)   | (D)    | -      | (D)    | -      | 142     |
| Nursery and greenhouse crops .....  |             |       |        |        |        |        |         |
| farms, 1987..   | 269         | 1     | 8      | -      | 2      | 1      | 1       |
| 1982..  | 250         | 3     | 4      | -      | 4      | 1      | 4       |
| \$1,000, 1987..   | 17 146      | (D)   | (D)    | -      | (D)    | (D)    | (D)     |
| 1982..  | 13 522      | 84    | 62     | -      | (D)    | (D)    | (D)     |
| Other crops .....   |             |       |        |        |        |        |         |
| farms, 1987..   | 266         | -     | 2      | 6      | 1      | -      | 2       |
| 1982..  | 566         | -     | 3      | 16     | 2      | 6      | 3       |
| \$1,000, 1987..   | 5 658       | -     | (D)    | (D)    | (D)    | -      | (D)     |
| 1982..  | 4 823       | -     | (D)    | 27     | (D)    | (D)    | (D)     |
| Livestock, poultry, and their products .....  |             |       |        |        |        |        |         |
| farms, 1987..   | 24 451      | 118   | 283    | 455    | 334    | 164    | 43      |
| 1982..  | 30 114      | 143   | 357    | 606    | 418    | 199    | 76      |
| \$1,000, 1987..   | 948 989     | 1 055 | 2 455  | 12 698 | 2 725  | 1 115  | 7 377   |
| 1982..  | 796 015     | 763   | 1 962  | 14 075 | 3 312  | 1 016  | 3 027   |
| Poultry and poultry products .....  |             |       |        |        |        |        |         |
| farms, 1987..   | 1 785       | 2     | 8      | 3      | 3      | 4      | 3       |
| 1982..  | 2 241       | 9     | 16     | 21     | 10     | 4      | 9       |
| \$1,000, 1987..   | 463 748     | (D)   | 6      | (Z)    | (D)    | (D)    | (D)     |
| 1982..  | 390 673     | 2     | 17     | 7      | (D)    | (D)    | 1 000   |
| Dairy products .....  |             |       |        |        |        |        |         |
| farms, 1987..   | 895         | 1     | 18     | 46     | 8      | -      | -       |
| 1982..  | 1 292       | -     | 15     | 67     | 12     | -      | -       |
| \$1,000, 1987..   | 99 080      | (D)   | 817    | 7 292  | 474    | -      | -       |
| 1982..  | 121 729     | -     | 432    | 8 742  | 620    | -      | -       |
| Cattle and calves .....   |             |       |        |        |        |        |         |
| farms, 1987..   | 22 087      | 102   | 254    | 451    | 322    | 147    | 16      |
| 1982..  | 27 466      | 132   | 302    | 589    | 405    | 190    | 38      |
| \$1,000, 1987..   | 212 736     | 940   | 1 146  | 5 360  | 1 660  | 974    | 202     |
| 1982..  | 192 687     | 700   | 966    | 5 236  | 2 248  | 852    | 503     |
| Hogs and pigs .....   |             |       |        |        |        |        |         |
| farms, 1987..   | 1 622       | 18    | 30     | 15     | 32     | 17     | 9       |
| 1982..  | 2 547       | 10    | 56     | 29     | 30     | 26     | 16      |
| \$1,000, 1987..   | 26 011      | 89    | 293    | (D)    | 328    | 100    | (D)     |
| 1982..  | 37 172      | 46    | (D)    | (D)    | 234    | 151    | (D)     |
| Sheep, lambs, and wool .....  |             |       |        |        |        |        |         |
| farms, 1987..   | 175         | 4     | 1      | 2      | -      | -      | 4       |
| 1982..  | 144         | -     | 1      | 1      | 3      | 1      | 2       |
| \$1,000, 1987..   | 172         | 2     | (D)    | (D)    | (D)    | -      | 14      |
| 1982..  | 122         | -     | (D)    | (D)    | (D)    | (D)    | (D)     |
| Other livestock and livestock products<br>(see text) .....  |             |       |        |        |        |        |         |
| farms, 1987..   | 1 779       | 11    | 34     | 23     | 16     | 17     | 14      |
| 1982..  | 1 619       | 9     | 25     | 22     | 14     | 12     | 19      |
| \$1,000, 1987..   | 145 243     | 22    | (D)    | 32     | (D)    | (D)    | 5 697   |
| 1982..  | 53 632      | 14    | 106    | 20     | (D)    | (D)    | 1 231   |
| <b>1987 FARMS BY STANDARD INDUSTRIAL CLASSIFICATION</b>   |             |       |        |        |        |        |         |
| Cash grains (011) .....   | 4 274       | 17    | 105    | 8      | 16     | 34     | 322     |
| Field crops, except cash grains (013) .....   | 4 518       | 26    | 32     | 28     | 68     | 53     | 110     |
| Cotton (0131) .....   | 3 178       | 6     | 12     | -      | 52     | 51     | 109     |
| Tobacco (0132) .....  | -           | -     | -      | -      | -      | -      | -       |
| Sugarcane and sugar beets; Irish potatoes;<br>field crops, except cash grains, n.e.c.<br>(0133, 0134, 0139) ..... | 1 342       | 20    | 20     | 28     | 16     | 2      | 1       |
| Vegetables and melons (016) .....   | 435         | 2     | 9      | 10     | 3      | 7      | -       |
| Fruits and tree nuts (017) .....  | 460         | -     | 6      | 4      | 4      | 1      | 10      |
| Horticultural specialties (018) .....   | 237         | 1     | 7      | -      | 2      | 1      | 1       |
| General farms, primarily crop (019) .....   | 783         | 3     | 22     | 9      | 12     | 10     | 5       |
| Livestock, except dairy, poultry, and animal<br>specialties (021) .....   | 19 441      | 104   | 209    | 403    | 294    | 112    | 16      |
| Beef cattle, except feedlots (0212) .....   | 17 939      | 88    | 187    | 389    | 278    | 94     | 9       |
| Dairy farms (024) .....   | 818         | -     | 9      | 47     | 9      | -      | -       |
| Poultry and eggs (025) .....  | 1 470       | -     | 1      | -      | 2      | 2      | 2       |
| Animal specialties (027) .....  | 1 233       | 6     | 20     | 8      | 10     | 10     | 12      |
| General farms, primarily livestock and animal<br>specialties (029) .....  | 405         | -     | 14     | 11     | 7      | 2      | -       |

See footnotes at end of table.

**Table 2. Market Value of Agricultural Products Sold and Farms by Standard Industrial Classification: 1987 and 1982—Con.**

[For meaning of abbreviations and symbols, see introductory text]

| Item  | Calhoun | Carroll | Chickasaw | Choctaw | Claiborne | Clarke | Clay  |
|---|---------|---------|-----------|---------|-----------|--------|-------|
| <b>MARKET VALUE OF AGRICULTURAL PRODUCTS SOLD—Con.</b>  |         |         |           |         |           |        |       |
| Total sales (see text)—Con.   |         |         |           |         |           |        |       |
| Sales by commodity or commodity group—Con.  |         |         |           |         |           |        |       |
| Crops, including nursery and greenhouse crops—Con.  |         |         |           |         |           |        |       |
| Cotton and cottonseed..... farms, 1987..  | 119     | 73      | 10        | 8       | 7         | 1      | 4     |
| ..... 1982..  | 100     | 60      | 5         | 12      | 3         | 1      | 1     |
| ..... \$1,000, 1987..   | 7 540   | 6 942   | 450       | 203     | 430       | (D)    | 235   |
| ..... 1982..  | 5 114   | 5 857   | (D)       | 653     | (D)       | (D)    | (D)   |
| Tobacco..... farms, 1987..  | -       | -       | -         | -       | -         | -      | -     |
| ..... 1982..  | -       | -       | -         | -       | -         | -      | -     |
| ..... \$1,000, 1987..   | -       | -       | -         | -       | -         | -      | -     |
| ..... 1982..  | -       | -       | -         | -       | -         | -      | -     |
| Hay, silage, and field seeds ..... farms, 1987..  | 47      | 40      | 67        | 31      | 18        | 40     | 46    |
| ..... 1982..  | 26      | 38      | 43        | 39      | 13        | 36     | 43    |
| ..... \$1,000, 1987..   | 123     | 120     | 237       | 54      | 71        | 106    | 180   |
| ..... 1982..  | 127     | 95      | 251       | 104     | 51        | 92     | 222   |
| Vegetables, sweet corn, and melons ---- farms, 1987..   | 9       | 5       | 2         | 6       | 8         | 5      | 3     |
| ..... 1982..  | 5       | 13      | 4         | 8       | 15        | 16     | 7     |
| ..... \$1,000, 1987..   | (D)     | (D)     | (D)       | 22      | (D)       | 15     | (D)   |
| ..... 1982..  | 7       | 29      | 12        | 39      | 35        | 58     | (D)   |
| Fruits, nuts, and berries ..... farms, 1987..   | -       | 1       | 1         | 1       | 7         | 6      | 11    |
| ..... 1982..  | 2       | -       | 2         | 1       | 6         | 6      | 5     |
| ..... \$1,000, 1987..   | -       | (D)     | (D)       | (D)     | 4         | 7      | 11    |
| ..... 1982..  | (D)     | -       | (D)       | (D)     | (D)       | (D)    | 14    |
| Nursery and greenhouse crops..... farms, 1987..   | 2       | -       | -         | 2       | -         | 4      | 1     |
| ..... 1982..  | 3       | 1       | -         | 2       | -         | 5      | -     |
| ..... \$1,000, 1987..   | (D)     | -       | -         | (D)     | -         | 43     | (D)   |
| ..... 1982..  | (D)     | (D)     | -         | (D)     | -         | 27     | -     |
| Other crops ..... farms, 1987..   | 36      | 1       | 18        | 2       | 1         | 3      | 2     |
| ..... 1982..  | 47      | 4       | 31        | 6       | 7         | 9      | 1     |
| ..... \$1,000, 1987..   | 1 709   | (D)     | 777       | (D)     | (D)       | (D)    | (D)   |
| ..... 1982..  | 1 140   | (D)     | 811       | 31      | 3         | 9      | (D)   |
| Livestock, poultry, and their products ..... farms, 1987..  | 255     | 332     | 308       | 184     | 186       | 296    | 301   |
| ..... 1982..  | 291     | 362     | 352       | 249     | 201       | 360    | 332   |
| ..... \$1,000, 1987..   | 3 042   | 7 254   | 8 826     | 3 038   | 4 378     | 2 426  | 7 883 |
| ..... 1982..  | 2 464   | 3 680   | 8 833     | 2 544   | 6 864     | 2 367  | 6 463 |
| Poultry and poultry products ..... farms, 1987..  | 3       | 5       | 3         | 4       | 8         | 3      | 8     |
| ..... 1982..  | 9       | 7       | 14        | 8       | 7         | 8      | 10    |
| ..... \$1,000, 1987..   | (D)     | (Z)     | (D)       | (Z)     | 7         | (D)    | (D)   |
| ..... 1982..  | 30      | (D)     | (D)       | 10      | (Z)       | (D)    | (D)   |
| Dairy products ..... farms, 1987..  | 2       | 2       | 16        | 6       | 1         | 4      | 12    |
| ..... 1982..  | 6       | 1       | 21        | 4       | 1         | 5      | 26    |
| ..... \$1,000, 1987..   | (D)     | (D)     | 749       | (D)     | (D)       | 183    | 898   |
| ..... 1982..  | 246     | (D)     | 1 112     | (D)     | (D)       | 341    | 1 825 |
| Cattle and calves..... farms, 1987..  | 237     | 315     | 297       | 164     | 174       | 274    | 272   |
| ..... 1982..  | 270     | 336     | 334       | 233     | 190       | 335    | 311   |
| ..... \$1,000, 1987..   | 2 179   | 6 445   | 6 985     | 1 075   | 4 031     | 1 978  | 6 361 |
| ..... 1982..  | 1 581   | 2 533   | 6 349     | 1 306   | 6 353     | 1 678  | 3 883 |
| Hogs and pigs ..... farms, 1987..   | 28      | 32      | 19        | 21      | 13        | 20     | 32    |
| ..... 1982..  | 34      | 36      | 29        | 24      | 34        | 37     | 24    |
| ..... \$1,000, 1987..   | 691     | 178     | (D)       | 429     | 251       | 243    | 499   |
| ..... 1982..  | 509     | 209     | (D)       | 279     | 484       | 225    | (D)   |
| Sheep, lambs, and wool..... farms, 1987..   | -       | 1       | 1         | 1       | 1         | 3      | -     |
| ..... 1982..  | -       | -       | -         | 2       | -         | 1      | -     |
| ..... \$1,000, 1987..   | -       | (D)     | (D)       | (D)     | (D)       | (D)    | -     |
| ..... 1982..  | -       | -       | -         | (D)     | -         | (D)    | -     |
| Other livestock and livestock products (see text) ..... farms, 1987..                                       | 19      | 17      | 15        | 11      | 17        | 17     | 29    |
| ..... 1982..  | 18      | 14      | 18        | 12      | 13        | 12     | 14    |
| ..... \$1,000, 1987..   | 32      | (D)     | 50        | 8       | (D)       | 19     | (D)   |
| ..... 1982..  | 98      | (D)     | (D)       | (D)     | (D)       | (D)    | (D)   |
| <b>1987 FARMS BY STANDARD INDUSTRIAL CLASSIFICATION</b>   |         |         |           |         |           |        |       |
| Cash grains (011) .....   | 81      | 20      | 132       | 8       | 10        | 6      | 77    |
| Field crops, except cash grains (013) .....   | 131     | 74      | 45        | 19      | 10        | 14     | 19    |
| Cotton (0131) .....   | 98      | 59      | 6         | 6       | 6         | 1      | 3     |
| Tobacco (0132) .....  | -       | -       | -         | -       | -         | -      | -     |
| Sugarcane and sugar beets; Irish potatoes; field crops, except cash grains, n.e.c. (0133, 0134, 0139) ..... | 33      | 15      | 39        | 13      | 4         | 13     | 16    |
| Vegetables and melons (016) .....   | 1       | 2       | 1         | 4       | 2         | 2      | 1     |
| Fruits and tree nuts (017) .....  | -       | -       | 1         | -       | 3         | 9      | 3     |
| Horticultural specialties (018) .....   | 2       | -       | -         | 1       | -         | 4      | 1     |
| General farms, primarily crop (019) .....   | 15      | 13      | 9         | 10      | 3         | 14     | 11    |
| Livestock, except dairy, poultry, and animal specialties (021) .....  | 177     | 302     | 229       | 168     | 179       | 281    | 248   |
| Beef cattle, except feedlots (0212) .....   | 151     | 271     | 216       | 145     | 168       | 257    | 226   |
| Dairy farms (024) .....   | 1       | 1       | 12        | 6       | 1         | 5      | 12    |
| Poultry and eggs (025) .....  | 1       | 2       | -         | 1       | 3         | 2      | 1     |
| Animal specialties (027) .....  | 7       | 6       | 10        | 6       | 2         | 13     | 14    |
| General farms, primarily livestock and animal specialties (029) .....                                       | 3       | 11      | 8         | 5       | 6         | 2      | 6     |

See footnotes at end of table.

**Table 2. Market Value of Agricultural Products Sold and Farms by Standard Industrial Classification: 1987 and 1982—Con.**

[For meaning of abbreviations and symbols, see introductory text]

| Item  | Coahoma | Copiah | Covington | De Soto | Forrest | Franklin | George |
|---|---------|--------|-----------|---------|---------|----------|--------|
| <b>MARKET VALUE OF AGRICULTURAL PRODUCTS SOLD—Con.</b>  |         |        |           |         |         |          |        |
| Total sales (see text)—Con.   |         |        |           |         |         |          |        |
| Sales by commodity or commodity group—Con.  |         |        |           |         |         |          |        |
| Crops, including nursery and greenhouse crops—Con.  |         |        |           |         |         |          |        |
| Cotton and cottonseed .....   |         |        |           |         |         |          |        |
| farms, 1987..   | 154     | 8      | 2         | 43      | -       | 1        | -      |
| 1982..  | 154     | 6      | 4         | 41      | -       | 1        | -      |
| \$1,000, 1987..   | 38 739  | 537    | (D)       | 6 671   | -       | (D)      | -      |
| 1982..  | 34 338  | 382    | (D)       | 5 878   | -       | (D)      | -      |
| Tobacco .....   |         |        |           |         |         |          |        |
| farms, 1987..   | -       | -      | -         | -       | -       | -        | -      |
| 1982..  | -       | -      | -         | -       | -       | -        | -      |
| \$1,000, 1987..   | -       | -      | -         | -       | -       | -        | -      |
| 1982..  | -       | -      | -         | -       | -       | -        | -      |
| Hay, silage, and field seeds .....  |         |        |           |         |         |          |        |
| farms, 1987..   | 3       | 52     | 47        | 65      | 24      | 15       | 25     |
| 1982..  | 3       | 58     | 65        | 48      | 27      | 10       | 19     |
| \$1,000, 1987..   | (D)     | 146    | 98        | 313     | 99      | (D)      | 96     |
| 1982..  | 10      | 184    | 119       | 172     | 67      | 33       | 80     |
| Vegetables, sweet corn, and melons .....  |         |        |           |         |         |          |        |
| farms, 1987..   | 1       | 18     | 18        | 18      | 9       | -        | 23     |
| 1982..  | 2       | 39     | 36        | 33      | 13      | 1        | 45     |
| \$1,000, 1987..   | (D)     | 303    | 120       | 51      | 142     | -        | 354    |
| 1982..  | (D)     | 339    | 102       | 148     | 31      | (D)      | 323    |
| Fruits, nuts, and berries .....   |         |        |           |         |         |          |        |
| farms, 1987..   | 26      | 3      | 10        | 5       | 16      | -        | 21     |
| 1982..  | 14      | 4      | 15        | 4       | 17      | -        | 3      |
| \$1,000, 1987..   | 604     | (D)    | 39        | 4       | (D)     | -        | (D)    |
| 1982..  | 235     | (D)    | 19        | (D)     | 27      | -        | 18     |
| Nursery and greenhouse crops .....  |         |        |           |         |         |          |        |
| farms, 1987..   | 1       | 2      | 3         | 6       | 9       | 1        | 18     |
| 1982..  | 1       | 3      | 2         | 6       | 17      | -        | 10     |
| \$1,000, 1987..   | (D)     | (D)    | (D)       | (D)     | 876     | (D)      | 1 149  |
| 1982..  | (D)     | (D)    | (D)       | 70      | 667     | -        | 412    |
| Other crops .....   |         |        |           |         |         |          |        |
| farms, 1987..   | 27      | 7      | 8         | 2       | 2       | -        | 1      |
| 1982..  | 28      | 16     | 11        | 8       | 4       | 2        | 3      |
| \$1,000, 1987..   | 1 517   | 38     | 308       | (D)     | (D)     | -        | (D)    |
| 1982..  | 1 049   | 13     | 151       | (D)     | 5       | (D)      | (D)    |
| Livestock, poultry, and their products .....  |         |        |           |         |         |          |        |
| farms, 1987..   | 22      | 472    | 407       | 378     | 212     | 151      | 208    |
| 1982..  | 43      | 589    | 507       | 472     | 280     | 190      | 238    |
| \$1,000, 1987..   | 156     | 23 658 | 15 600    | 4 759   | 5 425   | 1 531    | 2 316  |
| 1982..  | 396     | 25 491 | 17 503    | 6 381   | 6 220   | (D)      | 3 810  |
| Poultry and poultry products .....  |         |        |           |         |         |          |        |
| farms, 1987..   | 2       | 31     | 40        | 12      | 19      | 4        | 11     |
| 1982..  | -       | 43     | 55        | 18      | 30      | 8        | 13     |
| \$1,000, 1987..   | (D)     | 16 142 | 10 805    | 18      | 3 169   | (D)      | 1      |
| 1982..  | -       | 18 144 | 13 099    | 6       | 2 704   | (D)      | 5      |
| Dairy products .....  |         |        |           |         |         |          |        |
| farms, 1987..   | -       | 12     | 1         | 15      | 6       | 3        | 9      |
| 1982..  | -       | 16     | 7         | 27      | 3       | 5        | 12     |
| \$1,000, 1987..   | -       | 1 586  | (D)       | 1 398   | 612     | (D)      | 788    |
| 1982..  | -       | 2 086  | 557       | 2 785   | 276     | 184      | 1 440  |
| Cattle and calves .....   |         |        |           |         |         |          |        |
| farms, 1987..   | 10      | 450    | 366       | 340     | 190     | 148      | 189    |
| 1982..  | 27      | 556    | 462       | 440     | 255     | 185      | 217    |
| \$1,000, 1987..   | 114     | 5 031  | 4 552     | 2 347   | 1 402   | 1 143    | 1 138  |
| 1982..  | 310     | 4 559  | 3 671     | 3 011   | 2 870   | 1 901    | 1 977  |
| Hogs and pigs .....   |         |        |           |         |         |          |        |
| farms, 1987..   | 11      | 9      | 22        | 27      | 10      | 6        | 10     |
| 1982..  | 18      | 18     | 37        | 31      | 27      | 10       | 21     |
| \$1,000, 1987..   | 22      | 884    | (D)       | (D)     | 100     | (D)      | 369    |
| 1982..  | (D)     | (D)    | (D)       | (D)     | (D)     | 19       | 376    |
| Sheep, lambs, and wool .....  |         |        |           |         |         |          |        |
| farms, 1987..   | 1       | -      | -         | 2       | -       | -        | 3      |
| 1982..  | 2       | 1      | 2         | 2       | 2       | -        | 3      |
| \$1,000, 1987..   | (D)     | -      | -         | (D)     | (D)     | -        | (D)    |
| 1982..  | (D)     | (D)    | (D)       | (D)     | (D)     | -        | 1      |
| Other livestock and livestock products (see text) .....   |         |        |           |         |         |          |        |
| farms, 1987..   | 2       | 17     | 28        | 37      | 21      | 7        | 16     |
| 1982..  | 5       | 22     | 20        | 40      | 13      | 11       | 11     |
| \$1,000, 1987..   | (D)     | 15     | 44        | 860     | 142     | 7        | (D)    |
| 1982..  | 32      | 255    | 25        | 488     | 53      | 9        | 10     |
| <b>1987 FARMS BY STANDARD INDUSTRIAL CLASSIFICATION</b>   |         |        |           |         |         |          |        |
| Cash grains (011) .....   | 81      | 8      | 17        | 61      | 35      | 14       | 76     |
| Field crops, except cash grains (013) .....   | 121     | 26     | 13        | 46      | 2       | 6        | 8      |
| Cotton (0131) .....   | 121     | 5      | 2         | 22      | -       | 1        | -      |
| Tobacco (0132) .....  | -       | -      | -         | -       | -       | -        | -      |
| Sugarcane and sugar beets; Irish potatoes; field crops, except cash grains, n.e.c. (0133, 0134, 0139) ..... | -       | 21     | 11        | 24      | 2       | 5        | 8      |
| Vegetables and melons (016) .....   | -       | 12     | 10        | 12      | 7       | -        | 19     |
| Fruits and tree nuts (017) .....  | 13      | 8      | 7         | 4       | 13      | -        | 18     |
| Horticultural specialties (018) .....   | 1       | 2      | 3         | 6       | 7       | 1        | 18     |
| General farms, primarily crop (019) .....   | 11      | 13     | 11        | 20      | 2       | -        | 8      |
| Livestock, except dairy, poultry, and animal specialties (021) .....  | 7       | 420    | 348       | 299     | 174     | 142      | 159    |
| Beef cattle, except feedlots (0212) .....   | 4       | 405    | 327       | 274     | 157     | 135      | 134    |
| Dairy farms (024) .....   | -       | 11     | 3         | 14      | 6       | 4        | 9      |
| Poultry and eggs (025) .....  | -       | 31     | 35        | 4       | 17      | 1        | 4      |
| Animal specialties (027) .....  | 1       | 16     | 12        | 30      | 15      | 2        | 12     |
| General farms, primarily livestock and animal specialties (029) .....                                       | 2       | 8      | 3         | 7       | 1       | 1        | 9      |

See footnotes at end of table.

Table 2. **Market Value of Agricultural Products Sold and Farms by Standard Industrial Classification: 1987 and 1982—Con.**

[For meaning of abbreviations and symbols, see introductory text]

| Item   | Greene | Grenada | Hancock | Harrison | Hinds  | Holmes | Humphreys |
|--|--------|---------|---------|----------|--------|--------|-----------|
| <b>MARKET VALUE OF AGRICULTURAL PRODUCTS SOLD—Con.</b>   |        |         |         |          |        |        |           |
| Total sales (see text)—Con.  |        |         |         |          |        |        |           |
| Sales by commodity or commodity group—Con.   |        |         |         |          |        |        |           |
| Crops, including nursery and greenhouse crops—Con.   |        |         |         |          |        |        |           |
| Cotton and cottonseed .....  |        |         |         |          |        |        |           |
| farms, 1987..  | -      | 55      | -       | -        | 44     | 169    | 173       |
| 1982..   | -      | 45      | -       | -        | 56     | 174    | 181       |
| \$1,000, 1987..  | -      | 3 199   | -       | -        | 5 017  | 31 935 | 26 254    |
| 1982..   | -      | 3 018   | -       | -        | 6 618  | 28 064 | 25 273    |
| Tobacco .....  |        |         |         |          |        |        |           |
| farms, 1987..  | -      | -       | -       | -        | -      | -      | -         |
| 1982..   | -      | -       | -       | -        | -      | -      | -         |
| \$1,000, 1987..  | -      | -       | -       | -        | -      | -      | -         |
| 1982..   | -      | -       | -       | -        | -      | -      | -         |
| Hay, silage, and field seeds .....   |        |         |         |          |        |        |           |
| farms, 1987..  | 29     | 18      | 16      | 30       | 92     | 34     | 3         |
| 1982..   | 31     | 24      | 19      | 31       | 70     | 25     | 4         |
| \$1,000, 1987..  | 43     | 39      | 42      | 60       | 301    | 73     | (D)       |
| 1982..   | 44     | 80      | 56      | 36       | 165    | 51     | (D)       |
| Vegetables, sweet corn, and melons .....   |        |         |         |          |        |        |           |
| farms, 1987..  | 17     | 6       | 8       | 11       | 25     | 1      | -         |
| 1982..   | 16     | 2       | 7       | 13       | 36     | 15     | 1         |
| \$1,000, 1987..  | 210    | (D)     | 49      | 20       | 93     | (D)    | -         |
| 1982..   | 35     | (D)     | 20      | 8        | 141    | 34     | (D)       |
| Fruits, nuts, and berries .....  |        |         |         |          |        |        |           |
| farms, 1987..  | 8      | 2       | 7       | 38       | 19     | 2      | 1         |
| 1982..   | 4      | 1       | 16      | 31       | 11     | 3      | -         |
| \$1,000, 1987..  | (D)    | (D)     | 4       | 85       | 127    | (D)    | (D)       |
| 1982..   | (D)    | (D)     | (D)     | 54       | 317    | 2      | -         |
| Nursery and greenhouse crops .....   |        |         |         |          |        |        |           |
| farms, 1987..  | 1      | 1       | 2       | 15       | 9      | 2      | 1         |
| 1982..   | 1      | 1       | 3       | 13       | 9      | -      | -         |
| \$1,000, 1987..  | (D)    | (D)     | (D)     | 587      | 620    | (D)    | (D)       |
| 1982..   | (D)    | (D)     | (D)     | 444      | 441    | -      | -         |
| Other crops .....  |        |         |         |          |        |        |           |
| farms, 1987..  | -      | 1       | 1       | -        | 8      | 4      | -         |
| 1982..   | 1      | 4       | -       | 5        | 21     | 18     | -         |
| \$1,000, 1987..  | -      | (D)     | (D)     | -        | 19     | 4      | -         |
| 1982..   | (D)    | 7       | -       | 4        | 30     | 35     | -         |
| Livestock, poultry, and their products .....   |        |         |         |          |        |        |           |
| farms, 1987..  | 251    | 165     | 160     | 165      | 629    | 243    | 126       |
| 1982..   | 305    | 198     | 170     | 228      | 745    | 297    | 123       |
| \$1,000, 1987..  | 7 216  | 6 943   | 1 508   | 797      | 23 675 | 2 981  | 52 732    |
| 1982..   | 4 940  | 5 604   | 1 624   | 1 811    | 20 508 | 2 232  | 19 367    |
| Poultry and poultry products .....   |        |         |         |          |        |        |           |
| farms, 1987..  | 31     | 4       | 6       | 8        | 15     | 9      | 2         |
| 1982..   | 40     | 3       | 6       | 17       | 14     | 8      | 1         |
| \$1,000, 1987..  | 6 182  | 4 203   | 22      | (D)      | (D)    | (Z)    | (D)       |
| 1982..   | 3 834  | (D)     | (D)     | 9        | (D)    | 1      | (D)       |
| Dairy products .....   |        |         |         |          |        |        |           |
| farms, 1987..  | -      | -       | 10      | 2        | 4      | 3      | -         |
| 1982..   | 1      | -       | 17      | 4        | 4      | 3      | -         |
| \$1,000, 1987..  | -      | -       | 618     | (D)      | (D)    | 69     | -         |
| 1982..   | (D)    | -       | 944     | (D)      | (D)    | (D)    | -         |
| Cattle and calves .....  |        |         |         |          |        |        |           |
| farms, 1987..  | 223    | 153     | 138     | 129      | 581    | 227    | 16        |
| 1982..   | 270    | 180     | 155     | 188      | 698    | 267    | 21        |
| \$1,000, 1987..  | 964    | 2 684   | 731     | 407      | 9 894  | 2 373  | 50        |
| 1982..   | 952    | 1 513   | 582     | 1 357    | 7 322  | 1 805  | (D)       |
| Hogs and pigs .....  |        |         |         |          |        |        |           |
| farms, 1987..  | 21     | 13      | 14      | 6        | 43     | 24     | 15        |
| 1982..   | 35     | 22      | 14      | 24       | 70     | 45     | 20        |
| \$1,000, 1987..  | 34     | 51      | 116     | 27       | 563    | 80     | (D)       |
| 1982..   | 111    | 190     | 36      | 70       | 160    | 83     | 183       |
| Sheep, lambs, and wool .....   |        |         |         |          |        |        |           |
| farms, 1987..  | 5      | -       | 10      | 5        | 6      | 2      | -         |
| 1982..   | 5      | -       | 12      | 13       | -      | 1      | -         |
| \$1,000, 1987..  | 4      | -       | 5       | 8        | 6      | (D)    | -         |
| 1982..   | 6      | -       | 5       | 5        | -      | (D)    | -         |
| Other livestock and livestock products<br>(see text) .....   |        |         |         |          |        |        |           |
| farms, 1987..  | 18     | 6       | 13      | 41       | 54     | 9      | 102       |
| 1982..   | 12     | 6       | 12      | 34       | 44     | 13     | 90        |
| \$1,000, 1987..  | 32     | 6       | 16      | 170      | 271    | (D)    | 52 582    |
| 1982..   | (D)    | (D)     | (D)     | (D)      | 254    | (D)    | 19 037    |
| <b>1987 FARMS BY STANDARD INDUSTRIAL CLASSIFICATION</b>  |        |         |         |          |        |        |           |
| Cash grains (011) .....  | 27     | 27      | 9       | 1        | 48     | 23     | 66        |
| Field crops, except cash grains (013) .....  | 10     | 55      | 8       | 13       | 64     | 166    | 144       |
| Cotton (0131) .....  | -      | 49      | -       | -        | 24     | 156    | 144       |
| Tobacco (0132) .....   | -      | -       | -       | -        | -      | -      | -         |
| Sugar cane and sugar beets; Irish potatoes;<br>field crops, except cash grains, n.e.c.<br>(0133, 0134, 0139) ..... | 10     | 6       | 8       | 13       | 40     | 10     | -         |
| Vegetables and melons (016) .....  | 15     | 1       | 6       | 6        | 14     | 1      | -         |
| Fruits and tree nuts (017) .....   | 8      | -       | 11      | 32       | 18     | -      | 1         |
| Horticultural specialties (018) .....  | -      | 1       | 2       | 15       | 8      | 2      | -         |
| General farms, primarily crop (019) .....  | 4      | 5       | 3       | 5        | 28     | 13     | 3         |
| Livestock, except dairy, poultry, and animal<br>specialties (021) .....  | 209    | 134     | 142     | 127      | 557    | 202    | 12        |
| Beef cattle, except feedlots (0212) .....  | 199    | 122     | 122     | 111      | 520    | 188    | 6         |
| Dairy farms (024) .....  | -      | -       | 8       | 2        | 2      | 3      | -         |
| Poultry and eggs (025) .....   | 25     | 4       | 3       | 4        | 6      | 2      | -         |
| Animal specialties (027) .....   | 9      | 6       | 14      | 31       | 44     | 3      | 98        |
| General farms, primarily livestock and animal<br>specialties (029) .....   | 2      | -       | 2       | 2        | 10     | 5      | 1         |

See footnotes at end of table.

**Table 2. Market Value of Agricultural Products Sold and Farms by Standard Industrial Classification: 1987 and 1982—Con.**

[For meaning of abbreviations and symbols, see introductory text]

| Item  | Issaquena | Itawamba | Jackson | Jasper | Jefferson | Jefferson Davis | Jones  |
|---|-----------|----------|---------|--------|-----------|-----------------|--------|
| <b>MARKET VALUE OF AGRICULTURAL PRODUCTS SOLD—Con.</b>  |           |          |         |        |           |                 |        |
| Total sales (see text)—Con.   |           |          |         |        |           |                 |        |
| Sales by commodity or commodity group—Con.  |           |          |         |        |           |                 |        |
| Crops, including nursery and greenhouse crops—Con.  |           |          |         |        |           |                 |        |
| Cotton and cottonseed .....   |           |          |         |        |           |                 |        |
| farms, 1987..   | 56        | 59       | -       | -      | 5         | 1               | -      |
| 1982..  | 35        | 41       | -       | -      | -         | 2               | 1      |
| \$1,000, 1987..   | (D)       | 1 334    | -       | -      | 782       | (D)             | -      |
| 1982..  | 5 251     | 1 111    | -       | -      | -         | (D)             | (D)    |
| Tobacco .....   |           |          |         |        |           |                 |        |
| farms, 1987..   | -         | -        | -       | -      | -         | -               | -      |
| 1982..  | -         | -        | -       | -      | -         | -               | -      |
| \$1,000, 1987..   | -         | -        | -       | -      | -         | -               | -      |
| 1982..  | -         | -        | -       | -      | -         | -               | -      |
| Hay, silage, and field seeds .....  |           |          |         |        |           |                 |        |
| farms, 1987..   | 1         | 54       | 18      | 38     | 31        | 46              | 79     |
| 1982..  | 2         | 38       | 20      | 48     | 22        | 55              | 86     |
| \$1,000, 1987..   | (D)       | 131      | 22      | 131    | 127       | 140             | 192    |
| 1982..  | (D)       | 78       | 30      | 116    | 119       | 157             | 219    |
| Vegetables, sweet corn, and melons .....  |           |          |         |        |           |                 |        |
| farms, 1987..   | -         | 7        | 13      | 5      | 4         | 15              | 21     |
| 1982..  | -         | 11       | 19      | 20     | 5         | 34              | 27     |
| \$1,000, 1987..   | -         | 68       | 35      | 9      | 3         | 240             | 194    |
| 1982..  | -         | 15       | 41      | 57     | (D)       | 425             | 303    |
| Fruits, nuts, and berries .....   |           |          |         |        |           |                 |        |
| farms, 1987..   | 1         | 2        | 21      | 3      | 3         | 1               | 18     |
| 1982..  | 1         | 1        | 12      | 6      | 2         | 3               | 22     |
| \$1,000, 1987..   | (D)       | (D)      | 31      | (D)    | (D)       | (D)             | (D)    |
| 1982..  | (D)       | (D)      | 25      | 11     | (D)       | (D)             | (D)    |
| Nursery and greenhouse crops .....  |           |          |         |        |           |                 |        |
| farms, 1987..   | -         | 2        | 11      | 2      | -         | 1               | 4      |
| 1982..  | -         | 1        | 10      | 2      | -         | -               | 8      |
| \$1,000, 1987..   | -         | (D)      | 222     | (D)    | -         | (D)             | 143    |
| 1982..  | -         | (D)      | 83      | (D)    | -         | -               | 62     |
| Other crops .....   |           |          |         |        |           |                 |        |
| farms, 1987..   | -         | 3        | -       | -      | 2         | 9               | 2      |
| 1982..  | -         | 5        | 4       | 3      | 7         | 12              | 5      |
| \$1,000, 1987..   | -         | 4        | -       | -      | (D)       | 6               | (D)    |
| 1982..  | -         | (D)      | 2       | (D)    | 9         | 8               | 24     |
| Livestock, poultry, and their products .....  |           |          |         |        |           |                 |        |
| farms, 1987..   | 21        | 300      | 153     | 354    | 192       | 339             | 695    |
| 1982..  | 23        | 423      | 173     | 506    | 225       | 436             | 861    |
| \$1,000, 1987..   | 1 688     | 10 238   | 2 084   | 8 776  | 1 538     | 6 013           | 57 549 |
| 1982..  | 781       | 13 323   | 2 024   | 10 369 | 2 224     | 6 573           | 56 106 |
| Poultry and poultry products .....  |           |          |         |        |           |                 |        |
| farms, 1987..   | -         | 37       | 6       | 26     | 10        | 17              | 207    |
| 1982..  | -         | 59       | 21      | 31     | 4         | 18              | 229    |
| \$1,000, 1987..   | -         | 8 091    | 1       | 4 585  | 1         | 2 758           | 48 746 |
| 1982..  | -         | 10 785   | 3       | 4 747  | 1         | 3 713           | 47 489 |
| Dairy products .....  |           |          |         |        |           |                 |        |
| farms, 1987..   | -         | 9        | 1       | 14     | -         | 2               | 14     |
| 1982..  | -         | 7        | 2       | 21     | -         | 4               | 24     |
| \$1,000, 1987..   | -         | (D)      | (D)     | 1 218  | -         | (D)             | 1 899  |
| 1982..  | -         | (D)      | (D)     | (D)    | -         | (D)             | 3 069  |
| Cattle and calves .....   |           |          |         |        |           |                 |        |
| farms, 1987..   | 17        | 290      | 119     | 339    | 188       | 324             | 559    |
| 1982..  | 19        | 357      | 144     | 484    | 215       | 403             | 729    |
| \$1,000, 1987..   | 230       | 1 574    | 845     | 2 236  | 1 117     | 2 523           | 6 521  |
| 1982..  | (D)       | 1 303    | 997     | 3 187  | 1 805     | 2 386           | 4 351  |
| Hogs and pigs .....   |           |          |         |        |           |                 |        |
| farms, 1987..   | -         | 27       | 14      | 18     | 10        | 19              | 20     |
| 1982..  | 2         | 69       | 20      | 32     | 18        | 31              | 45     |
| \$1,000, 1987..   | -         | 373      | (D)     | (D)    | (D)       | (D)             | 123    |
| 1982..  | (D)       | 1 007    | 106     | 504    | (D)       | 182             | 840    |
| Sheep, lambs, and wool .....  |           |          |         |        |           |                 |        |
| farms, 1987..   | -         | 3        | 5       | -      | 1         | -               | 8      |
| 1982..  | -         | 1        | 6       | -      | 1         | -               | 5      |
| \$1,000, 1987..   | -         | (D)      | 3       | -      | (D)       | -               | 10     |
| 1982..  | -         | (D)      | 2       | -      | (D)       | -               | 8      |
| Other livestock and livestock products (see text) .....   |           |          |         |        |           |                 |        |
| farms, 1987..   | 4         | 21       | 37      | 13     | 14        | 11              | 50     |
| 1982..  | 6         | 23       | 36      | 11     | 14        | 12              | 35     |
| \$1,000, 1987..   | 1 458     | 103      | 297     | (D)    | 12        | 10              | 250    |
| 1982..  | 405       | (D)      | (D)     | (D)    | 13        | (D)             | 349    |
| <b>1987 FARMS BY STANDARD INDUSTRIAL CLASSIFICATION</b>   |           |          |         |        |           |                 |        |
| Cash grains (011) .....   | 57        | 68       | 6       | 10     | 13        | 35              | 25     |
| Field crops, except cash grains (013) .....   | 36        | 68       | 6       | 18     | 21        | 22              | 21     |
| Cotton (0131) .....   | 36        | 47       | -       | -      | 3         | -               | -      |
| Tobacco (0132) .....  | -         | -        | -       | -      | -         | -               | -      |
| Sugarcane and sugar beets; Irish potatoes; field crops, except cash grains, n.e.c. (0133, 0134, 0139) ..... | -         | 21       | 6       | 18     | 18        | 22              | 21     |
| Vegetables and melons (016) .....   | -         | 7        | 11      | 1      | 4         | 9               | 14     |
| Fruits and tree nuts (017) .....  | -         | 2        | 18      | 6      | 3         | 2               | 22     |
| Horticultural specialties (018) .....   | -         | 2        | 9       | 2      | -         | 1               | 4      |
| General farms, primarily crop (019) .....   | 1         | 22       | 2       | 8      | -         | 4               | 10     |
| Livestock, except dairy, poultry, and animal specialties (021) .....  | 11        | 217      | 118     | 309    | 179       | 305             | 453    |
| Beef cattle, except feedlots (0212) .....   | 11        | 184      | 91      | 283    | 170       | 282             | 422    |
| Dairy farms (024) .....   | -         | 5        | 1       | 14     | -         | 2               | 11     |
| Poultry and eggs (025) .....  | -         | 32       | -       | 22     | 2         | 13              | 199    |
| Animal specialties (027) .....  | 2         | 21       | 34      | 11     | 11        | 8               | 36     |
| General farms, primarily livestock and animal specialties (029) .....                                       | -         | 8        | 1       | 22     | 1         | 7               | 5      |

See footnotes at end of table.

**Table 2. Market Value of Agricultural Products Sold and Farms by Standard Industrial Classification: 1987 and 1982—Con.**

[For meaning of abbreviations and symbols, see introductory text]

| Item  | Kemper | Lafayette | Lamar  | Lauderdale | Lawrence | Leake  | Lee   | Leflore |
|---|--------|-----------|--------|------------|----------|--------|-------|---------|
| <b>MARKET VALUE OF AGRICULTURAL PRODUCTS SOLD—Con.</b>  |        |           |        |            |          |        |       |         |
| Total sales (see text)—Con.   |        |           |        |            |          |        |       |         |
| Sales by commodity or commodity group—Con.  |        |           |        |            |          |        |       |         |
| Crops, including nursery and greenhouse crops—Con.  |        |           |        |            |          |        |       |         |
| Cotton and cottonseed..... farms, 1987..  | 2      | 64        | -      | 1          | -        | 37     | 27    | 182     |
| ..... 1982..  | 3      | 62        | -      | -          | 3        | 20     | 13    | 176     |
| \$1,000, 1987..   | (D)    | 2 942     | -      | (D)        | -        | 1 329  | 799   | 41 539  |
| ..... 1982..  | (D)    | 2 724     | -      | -          | 84       | 732    | 186   | 45 153  |
| Tobacco..... farms, 1987..  | -      | -         | -      | -          | -        | -      | -     | -       |
| ..... 1982..  | -      | -         | -      | -          | -        | -      | -     | -       |
| \$1,000, 1987..   | -      | -         | -      | -          | -        | -      | -     | -       |
| ..... 1982..  | -      | -         | -      | -          | -        | -      | -     | -       |
| Hay, silage, and field seeds ..... farms, 1987..  | 53     | 66        | 39     | 71         | 44       | 78     | 87    | 7       |
| ..... 1982..  | 48     | 61        | 34     | 56         | 28       | 59     | 68    | 6       |
| \$1,000, 1987..   | 174    | 164       | 164    | 260        | 175      | 179    | 266   | 26      |
| ..... 1982..  | 108    | 168       | 170    | 137        | 56       | 266    | 234   | 38      |
| Vegetables, sweet corn, and melons ..... farms, 1987..  | 8      | 11        | 17     | 25         | 11       | 3      | 5     | 2       |
| ..... 1982..  | 30     | 11        | 37     | 33         | 11       | 16     | 17    | 2       |
| \$1,000, 1987..   | 10     | (D)       | 144    | 83         | 30       | (D)    | (D)   | (D)     |
| ..... 1982..  | 49     | 20        | 111    | 67         | 23       | 25     | 53    | (D)     |
| Fruits, nuts, and berries ..... farms, 1987..   | 5      | 1         | 15     | 10         | 2        | 3      | 3     | 2       |
| ..... 1982..  | 2      | 2         | 15     | 12         | 4        | 6      | 5     | 1       |
| \$1,000, 1987..   | (D)    | (D)       | (D)    | (D)        | (D)      | 1      | 3     | (D)     |
| ..... 1982..  | (D)    | (D)       | (D)    | 103        | (D)      | 11     | 3     | (D)     |
| Nursery and greenhouse crops..... farms, 1987..   | -      | 5         | 6      | 2          | 2        | 1      | 6     | 1       |
| ..... 1982..  | -      | 5         | 7      | 1          | 1        | 1      | 9     | 1       |
| \$1,000, 1987..   | -      | 102       | (D)    | (D)        | (D)      | (D)    | 80    | (D)     |
| ..... 1982..  | -      | 47        | (D)    | (D)        | (D)      | (D)    | 162   | (D)     |
| Other crops ..... farms, 1987..   | 5      | -         | 4      | 3          | 4        | 2      | 1     | 1       |
| ..... 1982..  | 3      | 2         | 2      | 12         | 7        | 10     | 7     | 1       |
| \$1,000, 1987..   | 4      | -         | (D)    | (D)        | 2        | (D)    | (D)   | (D)     |
| ..... 1982..  | (D)    | (D)       | (D)    | (D)        | 22       | (D)    | 29    | (D)     |
| Livestock, poultry, and their products ..... farms, 1987..  | 380    | 329       | 266    | 365        | 259      | 555    | 395   | 42      |
| ..... 1982..  | 477    | 388       | 342    | 470        | 332      | 667    | 499   | 51      |
| \$1,000, 1987..   | 3 271  | 2 942     | 10 874 | 2 890      | 3 852    | 48 187 | 9 115 | 13 776  |
| ..... 1982..  | 3 163  | 2 589     | 8 818  | 2 384      | 2 349    | 39 580 | 8 636 | 2 164   |
| Poultry and poultry products ..... farms, 1987..  | 10     | 1         | 33     | 10         | 8        | 146    | 12    | -       |
| ..... 1982..  | 17     | 8         | 26     | 20         | 9        | 157    | 21    | 2       |
| \$1,000, 1987..   | (D)    | (D)       | 6 913  | (D)        | 1 575    | 43 105 | 3 158 | -       |
| ..... 1982..  | (D)    | 2         | (D)    | 12         | (D)      | 34 885 | (D)   | (D)     |
| Dairy products ..... farms, 1987..  | 6      | 5         | 8      | 9          | 7        | 13     | 15    | 1       |
| ..... 1982..  | 9      | 4         | 9      | 4          | 5        | 22     | 22    | 1       |
| \$1,000, 1987..   | 233    | 120       | 875    | 193        | 363      | 1 895  | 2 085 | (D)     |
| ..... 1982..  | 282    | (D)       | 588    | 56         | 413      | 1 471  | 2 365 | (D)     |
| Cattle and calves ..... farms, 1987..   | 371    | 307       | 240    | 349        | 250      | 474    | 366   | 20      |
| ..... 1982..  | 461    | 370       | 328    | 443        | 318      | 581    | 455   | 28      |
| \$1,000, 1987..   | 2 793  | 2 751     | 2 947  | 2 223      | 1 632    | 2 971  | 3 417 | 189     |
| ..... 1982..  | 2 558  | 2 314     | 3 957  | 1 903      | 1 392    | 2 524  | 4 068 | 304     |
| Hogs and pigs ..... farms, 1987..   | 19     | 18        | 19     | 10         | 9        | 16     | 16    | 9       |
| ..... 1982..  | 36     | 33        | 17     | 23         | 13       | 34     | 22    | 17      |
| \$1,000, 1987..   | 67     | 25        | (D)    | 40         | 75       | 161    | 276   | (D)     |
| ..... 1982..  | 147    | 121       | 44     | (D)        | 142      | 307    | 219   | 45      |
| Sheep, lambs, and wool..... farms, 1987..   | 2      | 1         | 1      | 1          | 2        | -      | 1     | -       |
| ..... 1982..  | 1      | -         | 1      | 1          | 2        | -      | 4     | -       |
| \$1,000, 1987..   | (D)    | (D)       | (D)    | (D)        | (D)      | -      | (D)   | -       |
| ..... 1982..  | (D)    | -         | (D)    | (D)        | (D)      | -      | 1     | -       |
| Other livestock and livestock products (see text) ..... farms, 1987..                                       | 17     | 23        | 17     | 25         | 8        | 31     | 36    | 15      |
| ..... 1982..  | 11     | 16        | 14     | 31         | 8        | 20     | 39    | 10      |
| \$1,000, 1987..   | 15     | 44        | 71     | 139        | (D)      | 55     | (D)   | 13 499  |
| ..... 1982..  | (D)    | (D)       | (D)    | 239        | (D)      | 393    | (D)   | 1 802   |
| <b>1987 FARMS BY STANDARD INDUSTRIAL CLASSIFICATION</b>   |        |           |        |            |          |        |       |         |
| Cash grains (011) .....   | 17     | 43        | 22     | 4          | 18       | 23     | 167   | 83      |
| Field crops, except cash grains (013) .....   | 24     | 76        | 12     | 29         | 12       | 52     | 47    | 164     |
| Cotton (0131) .....   | 1      | 45        | -      | -          | -        | 31     | 14    | 159     |
| Tobacco (0132) .....  | -      | -         | -      | -          | -        | -      | -     | -       |
| Sugarcane and sugar beets; Irish potatoes; field crops, except cash grains, n.e.c. (0133, 0134, 0139) ..... | 23     | 31        | 12     | 29         | 12       | 21     | 33    | 5       |
| Vegetables and melons (016) .....   | 1      | 2         | 10     | 14         | 3        | 2      | 4     | 1       |
| Fruits and tree nuts (017) .....  | 3      | 1         | 14     | 9          | 2        | 4      | 6     | 2       |
| Horticultural specialties (018) .....   | -      | 5         | 6      | 1          | 2        | 1      | 6     | 1       |
| General farms, primarily crop (019) .....   | 7      | 15        | 7      | 15         | 10       | 21     | 3     | 3       |
| Livestock, except dairy, poultry, and animal specialties (021) .....  | 355    | 280       | 208    | 347        | 239      | 384    | 286   | 13      |
| Beef cattle, except feedlots (0212) .....   | 338    | 260       | 188    | 331        | 227      | 362    | 274   | 11      |
| Dairy farms (024) .....   | 5      | 4         | 9      | 6          | 7        | 9      | 14    | 1       |
| Poultry and eggs (025) .....  | 4      | -         | 26     | 2          | 4        | 141    | 8     | -       |
| Animal specialties (027) .....  | 9      | 18        | 14     | 20         | 3        | 11     | 20    | 13      |
| General farms, primarily livestock and animal specialties (029) .....                                       | 5      | 3         | 8      | 2          | 3        | 11     | 6     | -       |

See footnotes at end of table.

**Table 2. Market Value of Agricultural Products Sold and Farms by Standard Industrial Classification: 1987 and 1982—Con.**

[For meaning of abbreviations and symbols, see introductory text]

| Item  | Lincoln | Lowndes | Madison | Marion | Marshall | Monroe | Montgomery | Neshoba |
|---|---------|---------|---------|--------|----------|--------|------------|---------|
| <b>MARKET VALUE OF AGRICULTURAL PRODUCTS SOLD—Con.</b>  |         |         |         |        |          |        |            |         |
| Total sales (see text)—Con.   |         |         |         |        |          |        |            |         |
| Sales by commodity or commodity group—Con.  |         |         |         |        |          |        |            |         |
| Crops, including nursery and greenhouse crops—Con.  |         |         |         |        |          |        |            |         |
| Cotton and cottonseed .....   |         |         |         |        |          |        |            |         |
| farms, 1987..   | -       | 31      | 101     | -      | 134      | 57     | 78         | -       |
| 1982..  | -       | 15      | 92      | 1      | 147      | 35     | 54         | -       |
| \$1,000, 1987..   | -       | 1 132   | 13 778  | -      | 8 322    | 3 140  | 4 437      | -       |
| 1982..  | -       | 643     | 17 126  | (D)    | 6 675    | 2 288  | 2 937      | -       |
| Tobacco .....   |         |         |         |        |          |        |            |         |
| farms, 1987..   | -       | -       | -       | -      | -        | -      | -          | -       |
| 1982..  | -       | -       | -       | -      | -        | -      | -          | -       |
| \$1,000, 1987..   | -       | -       | -       | -      | -        | -      | -          | -       |
| 1982..  | -       | -       | -       | -      | -        | -      | -          | -       |
| Hay, silage, and field seeds .....  |         |         |         |        |          |        |            |         |
| farms, 1987..   | 75      | 36      | 58      | 53     | 46       | 48     | 28         | 130     |
| 1982..  | 45      | 39      | 45      | 61     | 50       | 88     | 31         | 82      |
| \$1,000, 1987..   | 250     | 118     | 177     | 132    | 177      | 95     | 101        | 332     |
| 1982..  | 120     | 183     | 126     | 174    | 515      | 298    | 270        | 205     |
| Vegetables, sweet corn, and melons .....  |         |         |         |        |          |        |            |         |
| farms, 1987..   | 4       | 12      | 10      | 38     | 9        | 13     | 6          | 9       |
| 1982..  | 5       | 29      | 23      | 36     | 28       | 25     | 6          | 21      |
| \$1,000, 1987..   | (D)     | 95      | 134     | 300    | 31       | 104    | 16         | 9       |
| 1982..  | 4       | 81      | 62      | 74     | 74       | 56     | (D)        | 26      |
| Fruits, nuts, and berries .....   |         |         |         |        |          |        |            |         |
| farms, 1987..   | -       | 5       | 4       | 3      | 1        | 4      | -          | 1       |
| 1982..  | 1       | 5       | 3       | 2      | 2        | 8      | 1          | 4       |
| \$1,000, 1987..   | -       | (D)     | (D)     | (D)    | (D)      | 8      | -          | (D)     |
| 1982..  | (D)     | (D)     | (D)     | (D)    | (D)      | 24     | (D)        | (D)     |
| Nursery and greenhouse crops .....  |         |         |         |        |          |        |            |         |
| farms, 1987..   | 5       | 9       | 8       | 5      | 5        | 7      | 2          | 1       |
| 1982..  | 3       | 8       | 4       | 2      | 4        | 6      | 1          | 1       |
| \$1,000, 1987..   | 435     | 910     | 1 284   | 35     | (D)      | (D)    | (D)        | (D)     |
| 1982..  | (D)     | 1 610   | (D)     | (D)    | (D)      | (D)    | (D)        | (D)     |
| Other crops .....   |         |         |         |        |          |        |            |         |
| farms, 1987..   | 1       | 2       | 3       | 6      | 3        | 1      | 2          | 6       |
| 1982..  | 7       | 1       | 17      | 8      | 3        | 4      | 6          | 6       |
| \$1,000, 1987..   | (D)     | (D)     | (D)     | (D)    | (D)      | (D)    | (D)        | (D)     |
| 1982..  | 8       | (D)     | 46      | 28     | (D)      | (D)    | 14         | 13      |
| Livestock, poultry, and their products .....  |         |         |         |        |          |        |            |         |
| farms, 1987..   | 480     | 229     | 348     | 476    | 417      | 347    | 230        | 631     |
| 1982..  | 548     | 288     | 421     | 622    | 497      | 433    | 282        | 771     |
| \$1,000, 1987..   | 12 189  | 2 954   | 5 871   | 9 180  | 6 166    | 5 800  | 2 931      | 25 940  |
| 1982..  | 10 993  | 2 295   | 5 754   | 10 949 | 7 645    | 4 783  | 2 908      | 21 199  |
| Poultry and poultry products .....  |         |         |         |        |          |        |            |         |
| farms, 1987..   | 8       | 8       | 13      | 15     | 12       | 8      | 5          | 63      |
| 1982..  | 18      | 9       | 13      | 16     | 15       | 20     | 7          | 67      |
| \$1,000, 1987..   | (D)     | (D)     | 327     | 1 328  | (D)      | 137    | (D)        | 18 967  |
| 1982..  | 494     | (D)     | 1       | 2 198  | 9        | (D)    | (D)        | 13 896  |
| Dairy products .....  |         |         |         |        |          |        |            |         |
| farms, 1987..   | 47      | 3       | 9       | 33     | 9        | 14     | 4          | 26      |
| 1982..  | 66      | 6       | 6       | 57     | 14       | 20     | 6          | 53      |
| \$1,000, 1987..   | 5 990   | (D)     | 385     | 3 921  | 2 292    | 1 156  | 266        | 2 799   |
| 1982..  | 6 796   | (D)     | (D)     | 4 904  | 4 094    | 1 228  | 443        | 3 513   |
| Cattle and calves .....   |         |         |         |        |          |        |            |         |
| farms, 1987..   | 467     | 193     | 318     | 458    | 392      | 324    | 213        | 584     |
| 1982..  | 535     | 248     | 385     | 592    | 450      | 398    | 266        | 741     |
| \$1,000, 1987..   | 4 644   | 2 379   | 4 772   | 3 600  | 3 462    | 3 278  | 1 919      | 4 026   |
| 1982..  | 3 532   | 1 567   | 3 911   | 3 536  | 3 053    | 2 395  | 2 052      | 3 714   |
| Hogs and pigs .....   |         |         |         |        |          |        |            |         |
| farms, 1987..   | 10      | 39      | 36      | 20     | 37       | 25     | 19         | 10      |
| 1982..  | 12      | 33      | 41      | 51     | 75       | 36     | 20         | 23      |
| \$1,000, 1987..   | (D)     | 335     | 168     | 175    | 320      | 1 055  | 279        | 52      |
| 1982..  | 129     | 216     | 1 241   | (D)    | (D)      | 764    | 52         | 50      |
| Sheep, lambs, and wool .....  |         |         |         |        |          |        |            |         |
| farms, 1987..   | 2       | 1       | -       | 3      | 1        | 1      | 1          | -       |
| 1982..  | -       | -       | 2       | 1      | 2        | 2      | 1          | -       |
| \$1,000, 1987..   | (D)     | (D)     | -       | 2      | (D)      | (D)    | (D)        | -       |
| 1982..  | -       | -       | (D)     | (D)    | (D)      | (D)    | (D)        | -       |
| Other livestock and livestock products<br>(see text) .....  |         |         |         |        |          |        |            |         |
| farms, 1987..   | 18      | 22      | 29      | 14     | 20       | 23     | 4          | 40      |
| 1982..  | 12      | 27      | 26      | 24     | 23       | 24     | 9          | 24      |
| \$1,000, 1987..   | 41      | 94      | 219     | 153    | 75       | (D)    | (D)        | 96      |
| 1982..  | 42      | 324     | (D)     | 173    | 48       | (D)    | (D)        | 26      |
| <b>1987 FARMS BY STANDARD INDUSTRIAL CLASSIFICATION</b>   |         |         |         |        |          |        |            |         |
| Cash grains (011) .....   | 15      | 91      | 20      | 22     | 51       | 182    | 17         | 15      |
| Field crops, except cash grains (013) .....   | 23      | 35      | 117     | 22     | 111      | 55     | 72         | 61      |
| Cotton (0131) .....   | -       | 24      | 87      | -      | 98       | 43     | 63         | -       |
| Tobacco (0132) .....  | -       | -       | -       | -      | -        | -      | -          | -       |
| Sugarcane and sugar beets; Irish potatoes;<br>field crops, except cash grains, n.e.c.<br>(0133, 0134, 0139) ..... | 23      | 11      | 30      | 22     | 13       | 12     | 9          | 61      |
| Vegetables and melons (016) .....   | -       | 7       | 6       | 27     | 5        | 10     | 4          | 1       |
| Fruits and tree nuts (017) .....  | 3       | 4       | 3       | 4      | 2        | 3      | -          | 2       |
| Horticultural specialties (018) .....   | 5       | 7       | 6       | 4      | 5        | 6      | 1          | 1       |
| General farms, primarily crop (019) .....   | 9       | 10      | 11      | 13     | 9        | 7      | 3          | 15      |
| Livestock, except dairy, poultry, and animal<br>specialties (021) .....   | 423     | 179     | 299     | 423    | 334      | 247    | 189        | 513     |
| Beef cattle, except feedlots (0212) .....   | 396     | 162     | 268     | 407    | 306      | 231    | 166        | 500     |
| Dairy farms (024) .....   | 47      | 2       | 9       | 31     | 9        | 13     | 4          | 23      |
| Poultry and eggs (025) .....  | 3       | 4       | 7       | 10     | 1        | 4      | 2          | 60      |
| Animal specialties (027) .....  | 15      | 20      | 19      | 12     | 23       | 8      | 10         | 23      |
| General farms, primarily livestock and animal<br>specialties (029) .....  | 5       | 12      | 5       | 6      | 4        | 7      | 5          | 7       |

See footnotes at end of table.



**Table 2. Market Value of Agricultural Products Sold and Farms by Standard Industrial Classification: 1987 and 1982—Con.**

[For meaning of abbreviations and symbols, see introductory text]

| Item  | Newton | Noxubee | Oktibbeha | Panola | Pearl River | Perry | Pike   | Pontotoc |
|---|--------|---------|-----------|--------|-------------|-------|--------|----------|
| <b>MARKET VALUE OF AGRICULTURAL PRODUCTS SOLD—Con.</b>  |        |         |           |        |             |       |        |          |
| Total sales (see text)—Con.   |        |         |           |        |             |       |        |          |
| Sales by commodity or commodity group—Con.  |        |         |           |        |             |       |        |          |
| Crops, including nursery and greenhouse crops—Con.  |        |         |           |        |             |       |        |          |
| Cotton and cottonseed .....   |        | 7       | 4         | 158    | -           | -     | -      | 126      |
| ..... farms, 1987..   | -      |         |           |        |             |       |        |          |
| ..... farms, 1982..   | -      | 1       | 3         | 169    | -           | -     | 1      | 119      |
| \$1,000, 1987..   | -      | 317     | (D)       | 13 685 | -           | -     | -      | 3 690    |
| ..... farms, 1982..   | -      | (D)     | 371       | 14 725 | -           | -     | (D)    | 2 535    |
| Tobacco .....   |        |         |           |        |             |       |        |          |
| ..... farms, 1987..   | -      | -       | -         | -      | -           | -     | -      | -        |
| ..... farms, 1982..   | -      | -       | -         | -      | -           | -     | -      | -        |
| \$1,000, 1987..   | -      | -       | -         | -      | -           | -     | -      | -        |
| ..... farms, 1982..   | -      | -       | -         | -      | -           | -     | -      | -        |
| Hay, silage, and field seeds .....  |        |         |           |        |             |       |        |          |
| ..... farms, 1987..   | 85     | 45      | 72        | 85     | 58          | 26    | 68     | 48       |
| ..... farms, 1982..   | 77     | 39      | 62        | 53     | 45          | 20    | 37     | 62       |
| \$1,000, 1987..   | 206    | 199     | 149       | 264    | 156         | 105   | 284    | 99       |
| ..... farms, 1982..   | 268    | 123     | 265       | 194    | 162         | 119   | 135    | 156      |
| Vegetables, sweet corn, and melons .....  |        |         |           |        |             |       |        |          |
| ..... farms, 1987..   | 8      | 2       | 4         | 3      | 24          | 6     | 8      | 5        |
| ..... farms, 1982..   | 22     | 7       | 10        | 12     | 39          | 22    | 13     | 6        |
| \$1,000, 1987..   | 16     | (D)     | (D)       | (D)    | (D)         | 185   | 34     | 7        |
| ..... farms, 1982..   | 22     | 11      | 32        | 39     | 80          | 185   | 25     | (D)      |
| Fruits, nuts, and berries .....   |        |         |           |        |             |       |        |          |
| ..... farms, 1987..   | 3      | 11      | 7         | 4      | 32          | 3     | 7      | 1        |
| ..... farms, 1982..   | 4      | 4       | 8         | 5      | 28          | 9     | 2      | 3        |
| \$1,000, 1987..   | (D)    | 66      | 8         | 1      | 151         | (D)   | 4      | (D)      |
| ..... farms, 1982..   | (D)    | (D)     | (D)       | 38     | 66          | 22    | (D)    | 56       |
| Nursery and greenhouse crops .....  |        |         |           |        |             |       |        |          |
| ..... farms, 1987..   | 1      | 3       | 8         | 5      | 15          | 3     | 3      | 2        |
| ..... farms, 1982..   | 2      | 3       | 4         | 4      | 7           | 5     | 3      | 2        |
| \$1,000, 1987..   | (D)    | (D)     | 186       | (D)    | 324         | (D)   | (D)    | (D)      |
| ..... farms, 1982..   | (D)    | 37      | 70        | (D)    | 26          | 177   | (D)    | (D)      |
| Other crops .....   |        |         |           |        |             |       |        |          |
| ..... farms, 1987..   | 1      | 3       | -         | 1      | 3           | -     | 1      | 3        |
| ..... farms, 1982..   | 7      | 1       | 2         | 6      | 9           | -     | 9      | 10       |
| \$1,000, 1987..   | (D)    | 4       | -         | (D)    | (D)         | -     | (D)    | (D)      |
| ..... farms, 1982..   | 44     | (D)     | (D)       | (D)    | 7           | -     | 21     | 364      |
| Livestock, poultry, and their products .....  |        |         |           |        |             |       |        |          |
| ..... farms, 1987..   | 531    | 307     | 267       | 437    | 455         | 194   | 424    | 345      |
| ..... farms, 1982..   | 648    | 368     | 334       | 570    | 572         | 248   | 491    | 484      |
| \$1,000, 1987..   | 33 139 | 10 289  | 6 708     | 4 196  | 10 903      | 7 551 | 14 190 | 4 665    |
| ..... farms, 1982..   | 30 380 | 9 166   | 6 399     | 4 940  | 10 529      | 5 719 | 14 666 | 8 132    |
| Poultry and poultry products .....  |        |         |           |        |             |       |        |          |
| ..... farms, 1987..   | 85     | 7       | 1         | 9      | 22          | 22    | 4      | 7        |
| ..... farms, 1982..   | 99     | 7       | 6         | 6      | 36          | 27    | 13     | 15       |
| \$1,000, 1987..   | 23 219 | 2       | (D)       | 1      | (D)         | 6 160 | (D)    | 914      |
| ..... farms, 1982..   | 18 034 | 1       | (D)       | 2      | 540         | 4 287 | 1      | 894      |
| Dairy products .....  |        |         |           |        |             |       |        |          |
| ..... farms, 1987..   | 48     | 35      | 27        | 8      | 14          | -     | 78     | 16       |
| ..... farms, 1982..   | 58     | 49      | 35        | 4      | 29          | 2     | 92     | 44       |
| \$1,000, 1987..   | 5 388  | 3 334   | 3 616     | 203    | 1 551       | -     | 10 711 | 1 480    |
| ..... farms, 1982..   | 6 937  | 3 229   | 3 250     | (D)    | 3 066       | (D)   | 11 565 | 2 427    |
| Cattle and calves .....   |        |         |           |        |             |       |        |          |
| ..... farms, 1987..   | 460    | 265     | 244       | 425    | 400         | 175   | 411    | 321      |
| ..... farms, 1982..   | 576    | 337     | 316       | 546    | 526         | 236   | 466    | 442      |
| \$1,000, 1987..   | 3 844  | 4 012   | 2 265     | 3 840  | 8 881       | 1 187 | 3 230  | 2 017    |
| ..... farms, 1982..   | 3 372  | 3 695   | 2 247     | 3 602  | 6 530       | 1 146 | 2 484  | 1 770    |
| Hogs and pigs .....   |        |         |           |        |             |       |        |          |
| ..... farms, 1987..   | 15     | 46      | 21        | 18     | 20          | 15    | 26     | 27       |
| ..... farms, 1982..   | 58     | 59      | 25        | 32     | 32          | 18    | 34     | 42       |
| \$1,000, 1987..   | 675    | 2 410   | 696       | 115    | 51          | 192   | 182    | 206      |
| ..... farms, 1982..   | 1 997  | (D)     | 815       | 667    | 318         | 109   | (D)    | (D)      |
| Sheep, lambs, and wool .....  |        |         |           |        |             |       |        |          |
| ..... farms, 1987..   | -      | 3       | 7         | 3      | 14          | 1     | 4      | 1        |
| ..... farms, 1982..   | -      | 1       | 2         | 3      | 20          | 1     | 1      | 1        |
| \$1,000, 1987..   | -      | (D)     | (D)       | 3      | (D)         | (D)   | (D)    | (D)      |
| ..... farms, 1982..   | -      | (D)     | (D)       | (D)    | 9           | (D)   | (D)    | (D)      |
| Other livestock and livestock products<br>(see text) .....  |        |         |           |        |             |       |        |          |
| ..... farms, 1987..   | 16     | 36      | 21        | 15     | 61          | 5     | 20     | 20       |
| ..... farms, 1982..   | 17     | 34      | 14        | 26     | 50          | 9     | 28     | 27       |
| \$1,000, 1987..   | 12     | (D)     | 60        | 35     | 81          | (D)   | 56     | (D)      |
| ..... farms, 1982..   | 39     | 238     | (D)       | (D)    | 66          | (D)   | 275    | 39       |
| <b>1987 FARMS BY STANDARD INDUSTRIAL CLASSIFICATION</b>   |        |         |           |        |             |       |        |          |
| Cash grains (011) .....   | 7      | 166     | 28        | 70     | 24          | 11    | 18     | 158      |
| Field crops, except cash grains (013) .....   | 30     | 18      | 35        | 154    | 21          | 5     | 22     | 104      |
| Cotton (0131) .....   | -      | 2       | 1         | 121    | -           | -     | -      | 87       |
| Tobacco (0132) .....  | -      | -       | -         | -      | -           | -     | -      | -        |
| Sugarcane and sugar beets; Irish potatoes;<br>field crops, except cash grains, n.e.c.<br>(0133, 0134, 0139) ..... | 30     | 16      | 34        | 33     | 21          | 5     | 22     | 17       |
| Vegetables and melons (016) .....   | 6      | -       | -         | 2      | 13          | 4     | 4      | 3        |
| Fruits and tree nuts (017) .....  | 7      | 3       | 9         | 4      | 40          | 3     | 10     | 6        |
| Horticultural specialties (018) .....   | 1      | 3       | 6         | 4      | 11          | 3     | 1      | 2        |
| General farms, primarily crop (019) .....   | 8      | 6       | 11        | 23     | 8           | 3     | 10     | 19       |
| Livestock, except dairy, poultry, and animal<br>specialties (021) .....   | 395    | 205     | 221       | 361    | 396         | 163   | 320    | 263      |
| Beef cattle, except feedlots (0212) .....   | 380    | 180     | 202       | 344    | 365         | 154   | 291    | 241      |
| Dairy farms (024) .....   | 48     | 27      | 23        | 3      | 14          | -     | 77     | 16       |
| Poultry and eggs (025) .....  | 82     | -       | 1         | 4      | 8           | 22    | 2      | 3        |
| Animal specialties (027) .....  | 6      | 12      | 17        | 10     | 43          | 2     | 17     | 21       |
| General farms, primarily livestock and animal<br>specialties (029) .....  | 9      | 9       | 4         | 8      | 6           | 2     | 2      | 9        |

See footnotes at end of table.

**Table 2. Market Value of Agricultural Products Sold and Farms by Standard Industrial Classification: 1987 and 1982—Con.**

[For meaning of abbreviations and symbols, see introductory text]

| Item  | Prentiss | Quitman | Rankin | Scott   | Sharkey | Simpson | Smith  | Stone |
|---|----------|---------|--------|---------|---------|---------|--------|-------|
| <b>MARKET VALUE OF AGRICULTURAL PRODUCTS SOLD—Con.</b>  |          |         |        |         |         |         |        |       |
| Total sales (see text)—Con.   |          |         |        |         |         |         |        |       |
| Sales by commodity or commodity group—Con.  |          |         |        |         |         |         |        |       |
| Crops, including nursery and greenhouse crops—Con.  |          |         |        |         |         |         |        |       |
| Cotton and cottonseed ----- farms, 1987..   | 47       | 152     | 34     | 15      | 74      | -       | -      | -     |
| 1982..  | 34       | 116     | 31     | 20      | 69      | 2       | 1      | -     |
| \$1,000, 1987..   | 1 715    | 19 111  | 3 102  | 709     | (D)     | -       | -      | -     |
| 1982..  | 812      | 16 038  | 2 380  | 1 019   | 18 449  | (D)     | (D)    | -     |
| Tobacco ----- farms, 1987..   | -        | -       | -      | -       | -       | -       | -      | -     |
| 1982..  | -        | -       | -      | -       | -       | -       | -      | -     |
| \$1,000, 1987..   | -        | -       | -      | -       | -       | -       | -      | -     |
| 1982..  | -        | -       | -      | -       | -       | -       | -      | -     |
| Hay, silage, and field seeds ----- farms, 1987..  | 47       | 1       | 87     | 83      | -       | 69      | 76     | 27    |
| 1982..  | 42       | 1       | 61     | 65      | 1       | 50      | 64     | 25    |
| \$1,000, 1987..   | 91       | (D)     | 447    | 254     | -       | 126     | 205    | 67    |
| 1982..  | 172      | (D)     | 161    | 216     | (D)     | 124     | 144    | 36    |
| Vegetables, sweet corn, and melons ----- farms, 1987..  | 12       | -       | 10     | 2       | -       | 26      | 28     | 9     |
| 1982..  | 11       | 1       | 17     | 7       | -       | 56      | 44     | 16    |
| \$1,000, 1987..   | (D)      | -       | 17     | (D)     | -       | 137     | 522    | 87    |
| 1982..  | (D)      | (D)     | 16     | 54      | -       | 346     | 251    | 199   |
| Fruits, nuts, and berries ----- farms, 1987..   | -        | 8       | 3      | 9       | -       | 1       | 3      | 28    |
| 1982..  | 1        | 8       | 2      | 2       | 2       | 3       | 3      | 14    |
| \$1,000, 1987..   | -        | 13      | (D)    | 11      | -       | (D)     | (D)    | 32    |
| 1982..  | (D)      | 16      | (D)    | (D)     | (D)     | (D)     | (D)    | 29    |
| Nursery and greenhouse crops ----- farms, 1987..  | -        | -       | 3      | 1       | 1       | 3       | -      | 6     |
| 1982..  | 1        | 1       | 6      | -       | -       | 2       | 1      | 6     |
| \$1,000, 1987..   | -        | -       | (D)    | (D)     | (D)     | (D)     | -      | (D)   |
| 1982..  | (D)      | (D)     | 93     | -       | -       | (D)     | (D)    | (D)   |
| Other crops ----- farms, 1987..   | 2        | 2       | 2      | 3       | -       | 5       | 2      | 2     |
| 1982..  | 7        | 2       | 3      | 5       | -       | 9       | 9      | 1     |
| \$1,000, 1987..   | (D)      | (D)     | (D)    | (D)     | -       | (D)     | (D)    | (D)   |
| 1982..  | 26       | (D)     | (D)    | (D)     | -       | 30      | 5      | (D)   |
| Livestock, poultry, and their products ----- farms, 1987..  | 256      | 27      | 452    | 598     | 14      | 486     | 588    | 183   |
| 1982..  | 346      | 32      | 554    | 705     | 22      | 644     | 693    | 235   |
| \$1,000, 1987..   | 4 203    | 616     | 28 098 | 102 023 | 4 357   | 53 911  | 53 380 | 3 364 |
| 1982..  | 5 053    | 159     | 34 598 | 78 555  | 2 641   | 31 749  | 44 999 | 3 792 |
| Poultry and poultry products ----- farms, 1987..  | 5        | 3       | 72     | 202     | -       | 101     | 186    | 9     |
| 1982..  | 12       | -       | 93     | 225     | 1       | 93      | 203    | 17    |
| \$1,000, 1987..   | (D)      | (D)     | 19 838 | 97 146  | -       | 48 591  | 49 506 | 1 439 |
| 1982..  | 493      | -       | 27 933 | 72 957  | (D)     | 25 718  | 40 863 | 1 036 |
| Dairy products ----- farms, 1987..  | 13       | -       | 6      | 4       | -       | 7       | 4      | -     |
| 1982..  | 27       | -       | 9      | 10      | -       | 16      | 6      | 5     |
| \$1,000, 1987..   | 1 618    | -       | 1 275  | 770     | -       | 505     | 263    | -     |
| 1982..  | 2 240    | -       | 820    | 789     | -       | 1 663   | 446    | (D)   |
| Cattle and calves ----- farms, 1987..   | 226      | 15      | 398    | 505     | 3       | 424     | 495    | 170   |
| 1982..  | 310      | 23      | 485    | 592     | 13      | 581     | 586    | 224   |
| \$1,000, 1987..   | 1 748    | 84      | 4 948  | 3 884   | 37      | 3 714   | 3 417  | 1 486 |
| 1982..  | 1 589    | 149     | 3 589  | 3 757   | 376     | 3 494   | 3 362  | 1 759 |
| Hogs and pigs ----- farms, 1987..   | 26       | 7       | 24     | 20      | 3       | 32      | 24     | 12    |
| 1982..  | 41       | 7       | 37     | 46      | 2       | 51      | 30     | 19    |
| \$1,000, 1987..   | 524      | 12      | 1 796  | 194     | (D)     | 1 080   | 167    | 408   |
| 1982..  | (D)      | (D)     | 2 195  | 897     | (D)     | 837     | (D)    | 554   |
| Sheep, lambs, and wool ----- farms, 1987..  | 1        | -       | 7      | 1       | -       | 2       | 1      | 8     |
| 1982..  | 2        | -       | 8      | -       | -       | -       | 1      | 4     |
| \$1,000, 1987..   | (D)      | -       | 10     | (D)     | -       | (D)     | (D)    | 7     |
| 1982..  | (D)      | -       | 5      | -       | -       | -       | (D)    | 3     |
| Other livestock and livestock products (see text) ----- farms, 1987..                                       | 21       | 4       | 33     | 23      | 8       | 11      | 21     | 17    |
| 1982..  | 20       | 2       | 31     | 17      | 7       | 12      | 16     | 9     |
| \$1,000, 1987..   | 49       | (D)     | 232    | (D)     | (D)     | (D)     | (D)    | 23    |
| 1982..  | 58       | (D)     | 57     | 155     | 2 203   | 37      | 82     | (D)   |
| <b>1987 FARMS BY STANDARD INDUSTRIAL CLASSIFICATION</b>   |          |         |        |         |         |         |        |       |
| Cash grains (011) -----   | 120      | 131     | 22     | 13      | 58      | 20      | 14     | 7     |
| Field crops, except cash grains (013) -----   | 50       | 100     | 52     | 44      | 52      | 18      | 22     | 12    |
| Cotton (0131) -----   | 36       | 100     | 28     | 12      | 52      | -       | -      | -     |
| Tobacco (0132) -----  | -        | -       | -      | -       | -       | -       | -      | -     |
| Sugarcane and sugar beets, Irish potatoes, field crops, except cash grains, n.e.c. (0133, 0134, 0139) ----- | 14       | -       | 24     | 32      | -       | 18      | 22     | 12    |
| Vegetables and melons (016) -----   | 5        | -       | 3      | 2       | -       | 15      | 19     | 5     |
| Fruits and tree nuts (017) -----  | 1        | 3       | 3      | 8       | 3       | 3       | 4      | 18    |
| Horticultural specialties (018) -----   | -        | -       | 2      | 1       | -       | 3       | -      | 6     |
| General farms, primarily crop (019) -----   | 12       | 8       | 6      | 17      | 1       | 11      | 6      | -     |
| Livestock, except dairy, poultry, and animal specialties (021) -----  | 190      | 10      | 353    | 382     | 4       | 376     | 394    | 161   |
| Beef cattle, except feedlots (0212) -----   | 167      | 7       | 329    | 363     | 3       | 345     | 375    | 142   |
| Dairy farms (024) -----   | 15       | -       | 6      | 3       | -       | 6       | 5      | -     |
| Poultry and eggs (025) -----  | 2        | -       | 67     | 200     | -       | 96      | 182    | 7     |
| Animal specialties (027) -----  | 9        | 3       | 30     | 15      | 8       | 17      | 7      | 3     |
| General farms, primarily livestock and animal specialties (029) -----                                       | 1        | 1       | 7      | 3       | 1       | 11      | 9      | 2     |

See footnotes at end of table.

**Table 2. Market Value of Agricultural Products Sold and Farms by Standard Industrial Classification: 1987 and 1982—Con.**

[For meaning of abbreviations and symbols, see introductory text]

| Item  | Sunflower | Tallahatchie | Tate   | Tippah | Tishomingo | Tunica | Union | Walthall |
|---|-----------|--------------|--------|--------|------------|--------|-------|----------|
| <b>MARKET VALUE OF AGRICULTURAL PRODUCTS SOLD—Con.</b>  |           |              |        |        |            |        |       |          |
| Total sales (see text)—Con.   |           |              |        |        |            |        |       |          |
| Sales by commodity or commodity group—Con.  |           |              |        |        |            |        |       |          |
| Crops, including nursery and greenhouse crops—Con.  |           |              |        |        |            |        |       |          |
| Cotton and cottonseed .....   |           |              |        |        |            |        |       |          |
| farms, 1987..   | 289       | 197          | 116    | 74     | 12         | 77     | 116   | 1        |
| 1982..  | 209       | 177          | 121    | 39     | 4          | 53     | 125   | 1        |
| \$1,000, 1987..   | 37 144    | 35 054       | 5 687  | 1 458  | 117        | 17 673 | 2 935 | (D)      |
| 1982..  | 36 570    | 32 026       | 4 460  | 438    | 61         | 14 985 | 2 403 | (D)      |
| Tobacco .....   |           |              |        |        |            |        |       |          |
| farms, 1987..   | -         | -            | -      | -      | -          | -      | -     | -        |
| 1982..  | -         | -            | -      | -      | -          | -      | -     | -        |
| \$1,000, 1987..   | -         | -            | -      | -      | -          | -      | -     | -        |
| 1982..  | -         | -            | -      | -      | -          | -      | -     | -        |
| Hay, silage, and field seeds .....  |           |              |        |        |            |        |       |          |
| farms, 1987..   | 7         | 23           | 76     | 60     | 37         | 3      | 47    | 79       |
| 1982..  | 14        | 35           | 49     | 61     | 29         | 1      | 52    | 56       |
| \$1,000, 1987..   | 26        | 77           | 317    | 108    | 41         | 19     | 81    | 342      |
| 1982..  | 92        | 93           | 279    | 228    | 34         | (D)    | 147   | 304      |
| Vegetables, sweet corn, and melons .....  |           |              |        |        |            |        |       |          |
| farms, 1987..   | 4         | 2            | 14     | 7      | 7          | 1      | 2     | 12       |
| 1982..  | 2         | 7            | 15     | 11     | 8          | -      | 5     | 15       |
| \$1,000, 1987..   | (D)       | (D)          | 38     | 14     | 14         | (D)    | (D)   | 50       |
| 1982..  | (D)       | (D)          | 42     | 18     | 19         | -      | 10    | 28       |
| Fruits, nuts, and berries .....   |           |              |        |        |            |        |       |          |
| farms, 1987..   | 15        | 10           | 2      | -      | 2          | 1      | 2     | 4        |
| 1982..  | 4         | 6            | 3      | 1      | 2          | -      | 5     | 11       |
| \$1,000, 1987..   | 21        | 120          | (D)    | -      | (D)        | (D)    | (D)   | 13       |
| 1982..  | (D)       | (D)          | (D)    | (D)    | (D)        | -      | (D)   | 10       |
| Nursery and greenhouse crops .....  |           |              |        |        |            |        |       |          |
| farms, 1987..   | 2         | 2            | 3      | 4      | 2          | -      | 1     | 2        |
| 1982..  | 4         | -            | 4      | -      | 4          | -      | 2     | 5        |
| \$1,000, 1987..   | (D)       | (D)          | (D)    | (D)    | (D)        | -      | (D)   | (D)      |
| 1982..  | (D)       | -            | 20     | -      | 53         | -      | (D)   | (D)      |
| Other crops .....   |           |              |        |        |            |        |       |          |
| farms, 1987..   | -         | -            | 4      | 3      | 1          | 2      | 1     | 6        |
| 1982..  | 1         | -            | 3      | 9      | 11         | 2      | 8     | 16       |
| \$1,000, 1987..   | -         | -            | (D)    | (D)    | (D)        | (D)    | (D)   | 10       |
| 1982..  | (D)       | -            | (D)    | (D)    | (D)        | (D)    | 3     | 92       |
| Livestock, poultry, and their products .....  |           |              |        |        |            |        |       |          |
| farms, 1987..   | 97        | 170          | 436    | 388    | 199        | 23     | 380   | 531      |
| 1982..  | 107       | 199          | 497    | 471    | 235        | 18     | 443   | 687      |
| \$1,000, 1987..   | 27 941    | 3 587        | 10 186 | 3 808  | 1 600      | 3 801  | 4 163 | 14 732   |
| 1982..  | 11 999    | 4 590        | (D)    | 3 749  | 1 614      | 1 085  | 4 662 | 17 222   |
| Poultry and poultry products .....  |           |              |        |        |            |        |       |          |
| farms, 1987..   | 1         | 3            | 2      | 3      | 7          | 3      | 7     | 5        |
| 1982..  | 3         | 7            | 11     | 19     | 7          | 2      | 9     | 11       |
| \$1,000, 1987..   | (D)       | (D)          | (D)    | (D)    | 8          | (Z)    | (D)   | (D)      |
| 1982..  | (D)       | (D)          | (D)    | 133    | (D)        | (D)    | (D)   | 1        |
| Dairy products .....  |           |              |        |        |            |        |       |          |
| farms, 1987..   | -         | -            | 34     | 22     | 5          | -      | 20    | 88       |
| 1982..  | -         | 2            | 39     | 36     | 11         | -      | 35    | 111      |
| \$1,000, 1987..   | -         | -            | 5 615  | 1 935  | 334        | -      | 957   | 10 436   |
| 1982..  | -         | (D)          | 5 471  | 1 672  | 269        | -      | 2 040 | 13 322   |
| Cattle and calves .....   |           |              |        |        |            |        |       |          |
| farms, 1987..   | 32        | 154          | 420    | 361    | 175        | 10     | 349   | 512      |
| 1982..  | 58        | 184          | 472    | 432    | 211        | 11     | 415   | 658      |
| \$1,000, 1987..   | 969       | 1 132        | 4 274  | 1 600  | 706        | 163    | 1 665 | 3 816    |
| 1982..  | 857       | 879          | 3 218  | 1 471  | 586        | 253    | 1 595 | 3 532    |
| Hogs and pigs .....   |           |              |        |        |            |        |       |          |
| farms, 1987..   | 7         | 10           | 24     | 36     | 24         | 9      | 40    | 34       |
| 1982..  | 4         | 22           | 44     | 59     | 36         | 4      | 56    | 44       |
| \$1,000, 1987..   | (D)       | 477          | 182    | 229    | 508        | 12     | 313   | 458      |
| 1982..  | (D)       | 1 580        | 604    | (D)    | 742        | 12     | 440   | 306      |
| Sheep, lambs, and wool .....  |           |              |        |        |            |        |       |          |
| farms, 1987..   | 1         | 1            | 2      | 6      | 2          | -      | 5     | 1        |
| 1982..  | 1         | -            | 2      | 3      | -          | -      | -     | -        |
| \$1,000, 1987..   | (D)       | (D)          | (D)    | (D)    | (D)        | -      | (D)   | (D)      |
| 1982..  | (D)       | -            | (D)    | (D)    | -          | -      | -     | -        |
| Other livestock and livestock products (see text) .....   |           |              |        |        |            |        |       |          |
| farms, 1987..   | 63        | 9            | 20     | 32     | 17         | 7      | 28    | 21       |
| 1982..  | 49        | 5            | 23     | 25     | 7          | 4      | 25    | 23       |
| \$1,000, 1987..   | 26 583    | (D)          | 113    | 31     | (D)        | 3 626  | 30    | 21       |
| 1982..  | 10 756    | (D)          | 88     | 29     | (D)        | (D)    | (D)   | 61       |
| <b>1987 FARMS BY STANDARD INDUSTRIAL CLASSIFICATION</b>   |           |              |        |        |            |        |       |          |
| Cash grains (011) .....   | 140       | 99           | 59     | 115    | 70         | 105    | 139   | 21       |
| Field crops, except cash grains (013) .....   | 215       | 159          | 94     | 63     | 22         | 46     | 93    | 23       |
| Cotton (0131) .....   | 213       | 153          | 69     | 40     | 10         | 46     | 79    | -        |
| Tobacco (0132) .....  | -         | -            | -      | -      | -          | -      | -     | -        |
| Sugarcane and sugar beets; Irish potatoes; field crops, except cash grains, n.e.c. (0133, 0134, 0139) ..... | 2         | 6            | 25     | 23     | 12         | -      | 14    | 23       |
| Vegetables and melons (016) .....   | 2         | -            | 5      | 4      | 3          | -      | 1     | 7        |
| Fruits and tree nuts (017) .....  | 2         | 3            | 3      | -      | 1          | -      | 3     | 6        |
| Horticultural specialties (018) .....   | 2         | 2            | 3      | 4      | 2          | -      | 1     | 2        |
| General farms, primarily crop (019) .....   | 8         | 8            | 17     | 29     | 11         | 1      | 22    | 13       |
| Livestock, except dairy, poultry, and animal specialties (021) .....  | 18        | 123          | 326    | 266    | 169        | 5      | 281   | 438      |
| Beef cattle, except feedlots (0212) .....   | 14        | 117          | 309    | 237    | 139        | 5      | 246   | 404      |
| Dairy farms (024) .....   | -         | -            | 31     | 21     | 4          | -      | 14    | 80       |
| Poultry and eggs (025) .....  | -         | 3            | 1      | 1      | 2          | -      | 4     | -        |
| Animal specialties (027) .....  | 55        | 6            | 16     | 22     | 13         | 5      | 17    | 10       |
| General farms, primarily livestock and animal specialties (029) .....                                       | -         | 1            | 5      | 7      | 1          | -      | 4     | 11       |

See footnotes at end of table.

**Table 2. Market Value of Agricultural Products Sold and Farms by Standard Industrial Classification: 1987 and 1982—Con.**

[For meaning of abbreviations and symbols, see introductory text]

| Item  | Warren | Washington | Wayne  | Webster | Wilkinson | Winston | Yalobusha | Yazoo  |
|---|--------|------------|--------|---------|-----------|---------|-----------|--------|
| <b>MARKET VALUE OF AGRICULTURAL PRODUCTS SOLD—Con.</b>  |        |            |        |         |           |         |           |        |
| Total sales (see text)—Con.   |        |            |        |         |           |         |           |        |
| Sales by commodity or commodity group—Con.  |        |            |        |         |           |         |           |        |
| Crops, including nursery and greenhouse crops—Con.  |        |            |        |         |           |         |           |        |
| Cotton and cottonseed .....   |        |            |        |         |           |         |           |        |
| farms, 1987 .....   | 35     | 199        | -      | 77      | -         | 21      | 66        | 247    |
| 1982 .....  | 20     | 175        | -      | 74      | -         | 11      | 66        | 208    |
| \$1,000, 1987 .....   | 7 438  | 37 716     | -      | 5 571   | -         | 821     | 4 553     | 40 954 |
| 1982 .....  | 5 080  | 36 316     | -      | 4 052   | -         | 182     | 3 114     | 36 599 |
| Tobacco .....   |        |            |        |         |           |         |           |        |
| farms, 1987 .....   | -      | -          | -      | -       | -         | -       | -         | -      |
| 1982 .....  | -      | 1          | -      | -       | -         | -       | -         | -      |
| \$1,000, 1987 .....   | -      | -          | -      | -       | -         | -       | -         | -      |
| 1982 .....  | -      | (D)        | -      | -       | -         | -       | -         | -      |
| Hay, silage, and field seeds .....  |        |            |        |         |           |         |           |        |
| farms, 1987 .....   | 11     | 10         | 59     | 35      | 22        | 90      | 31        | 36     |
| 1982 .....  | 17     | 14         | 42     | 25      | 19        | 77      | 35        | 33     |
| \$1,000, 1987 .....   | 21     | 37         | 136    | 91      | 147       | 223     | 53        | 98     |
| 1982 .....  | 57     | 52         | 116    | 104     | 119       | 258     | 59        | 109    |
| Vegetables, sweet corn, and melons .....  |        |            |        |         |           |         |           |        |
| farms, 1987 .....   | 7      | 7          | 26     | 5       | 5         | 11      | 13        | 5      |
| 1982 .....  | 15     | 4          | 11     | 14      | 2         | 31      | 23        | 10     |
| \$1,000, 1987 .....   | 209    | 91         | 216    | 6       | 9         | 9       | 97        | 34     |
| 1982 .....  | 33     | 18         | 23     | 30      | (D)       | 45      | 61        | 44     |
| Fruits, nuts, and berries .....   |        |            |        |         |           |         |           |        |
| farms, 1987 .....   | 3      | 19         | 8      | 1       | 12        | 4       | 2         | 5      |
| 1982 .....  | 1      | 6          | 10     | 4       | 5         | 10      | 1         | 1      |
| \$1,000, 1987 .....   | (Z)    | 107        | 9      | (D)     | (D)       | (D)     | (D)       | (D)    |
| 1982 .....  | (D)    | (D)        | 59     | (D)     | (D)       | 11      | (D)       | (D)    |
| Nursery and greenhouse crops .....  |        |            |        |         |           |         |           |        |
| farms, 1987 .....   | 2      | 2          | 3      | 2       | 3         | 1       | 2         | 6      |
| 1982 .....  | 1      | 4          | 1      | 2       | 3         | -       | 1         | 4      |
| \$1,000, 1987 .....   | (D)    | (D)        | (D)    | (D)     | (D)       | (D)     | (D)       | 107    |
| 1982 .....  | (D)    | (D)        | (D)    | (D)     | 131       | -       | (D)       | 22     |
| Other crops .....   |        |            |        |         |           |         |           |        |
| farms, 1987 .....   | 1      | 2          | 1      | 5       | -         | 5       | 9         | 1      |
| 1982 .....  | 4      | 6          | 4      | 6       | 1         | 13      | 9         | 5      |
| \$1,000, 1987 .....   | (D)    | (D)        | (D)    | 9       | -         | 3       | 485       | (D)    |
| 1982 .....  | (D)    | 17         | (D)    | 17      | (D)       | 11      | (D)       | (D)    |
| Livestock, poultry, and their products .....  |        |            |        |         |           |         |           |        |
| farms, 1987 .....   | 152    | 80         | 406    | 196     | 171       | 464     | 206       | 337    |
| 1982 .....  | 197    | 81         | 418    | 282     | 224       | 592     | 273       | 378    |
| \$1,000, 1987 .....   | 1 558  | 23 506     | 20 130 | 1 897   | 3 591     | 5 869   | 1 874     | 11 790 |
| 1982 .....  | 1 380  | 6 408      | (D)    | 2 045   | 3 454     | 7 047   | (D)       | 8 623  |
| Poultry and poultry products .....  |        |            |        |         |           |         |           |        |
| farms, 1987 .....   | 4      | 1          | 81     | 6       | 6         | 10      | 4         | 3      |
| 1982 .....  | 7      | 5          | 89     | 9       | 6         | 18      | 5         | 5      |
| \$1,000, 1987 .....   | 1      | (D)        | 16 650 | 1       | (Z)       | 1 439   | 6         | (D)    |
| 1982 .....  | 3      | 373        | 13 660 | 1       | (D)       | 1 299   | (D)       | (D)    |
| Dairy products .....  |        |            |        |         |           |         |           |        |
| farms, 1987 .....   | -      | 1          | 1      | 7       | 2         | 16      | 6         | 3      |
| 1982 .....  | 2      | 1          | -      | 10      | 1         | 31      | 5         | 3      |
| \$1,000, 1987 .....   | -      | (D)        | (D)    | 664     | (D)       | 1 673   | 312       | (D)    |
| 1982 .....  | (D)    | (D)        | -      | 452     | (D)       | 3 086   | 642       | (D)    |
| Cattle and calves .....   |        |            |        |         |           |         |           |        |
| farms, 1987 .....   | 133    | 38         | 350    | 186     | 170       | 444     | 201       | 298    |
| 1982 .....  | 172    | 48         | 362    | 261     | 211       | 575     | 261       | 340    |
| \$1,000, 1987 .....   | 1 141  | 517        | 3 013  | 1 118   | 2 839     | 2 525   | 1 180     | 3 266  |
| 1982 .....  | 989    | 426        | 1 781  | 1 217   | 2 621     | 2 462   | 1 266     | 3 267  |
| Hogs and pigs .....   |        |            |        |         |           |         |           |        |
| farms, 1987 .....   | 14     | 9          | 37     | 19      | 7         | 23      | 12        | 44     |
| 1982 .....  | 32     | 14         | 48     | 31      | 18        | 51      | 19        | 52     |
| \$1,000, 1987 .....   | 312    | 17         | 248    | (D)     | 20        | 129     | 370       | 2 302  |
| 1982 .....  | 299    | 28         | 476    | 366     | 152       | 150     | 205       | 1 827  |
| Sheep, lambs, and wool .....  |        |            |        |         |           |         |           |        |
| farms, 1987 .....   | 4      | 1          | 8      | -       | -         | -       | -         | 3      |
| 1982 .....  | 2      | 1          | 4      | -       | 2         | -       | -         | 3      |
| \$1,000, 1987 .....   | 4      | (D)        | (D)    | -       | -         | -       | -         | (D)    |
| 1982 .....  | (D)    | (D)        | (D)    | -       | (D)       | -       | -         | (D)    |
| Other livestock and livestock products (see text) .....   |        |            |        |         |           |         |           |        |
| farms, 1987 .....   | 21     | 33         | 24     | 7       | 8         | 16      | 5         | 33     |
| 1982 .....  | 20     | 21         | 16     | 10      | 21        | 21      | 11        | 29     |
| \$1,000, 1987 .....   | 101    | 22 820     | 211    | (D)     | (D)       | 105     | 6         | 5 881  |
| 1982 .....  | (D)    | 5 330      | (D)    | 9       | 26        | 50      | 23        | 3 350  |
| <b>1987 FARMS BY STANDARD INDUSTRIAL CLASSIFICATION</b>   |        |            |        |         |           |         |           |        |
| Cash grains (011) .....   | 35     | 152        | 19     | 29      | 11        | 22      | 25        | 33     |
| Field crops, except cash grains (013) .....   | 32     | 168        | 16     | 79      | 9         | 45      | 64        | 236    |
| Cotton (0131) .....   | 27     | 163        | -      | 65      | -         | 13      | 50        | 225    |
| Tobacco (0132) .....  | -      | -          | -      | -       | -         | -       | -         | -      |
| Sugarcane and sugar beets; Irish potatoes; field crops, except cash grains, n.e.c. (0133, 0134, 0139) ..... | 5      | 5          | 16     | 14      | 9         | 32      | 14        | 11     |
| Vegetables and melons (016) .....   | 5      | 4          | 15     | 2       | 2         | 5       | 6         | 3      |
| Fruits and tree nuts (017) .....  | 1      | 6          | 3      | 2       | 6         | 6       | 3         | 1      |
| Horticultural specialties (018) .....   | 2      | 1          | 3      | 2       | 2         | 1       | 2         | 4      |
| General farms, primarily crop (019) .....   | -      | 7          | 5      | 16      | 1         | 10      | 14        | 5      |
| Livestock, except dairy, poultry, and animal specialties (021) .....  | 129    | 31         | 315    | 151     | 177       | 421     | 189       | 263    |
| Beef cattle, except feedlots (0212) .....   | 119    | 24         | 287    | 134     | 174       | 400     | 157       | 232    |
| Dairy farms (024) .....   | -      | -          | -      | 7       | 2         | 16      | 6         | 3      |
| Poultry and eggs (025) .....  | 2      | 3          | 74     | -       | -         | 5       | 2         | -      |
| Animal specialties (027) .....  | 13     | 22         | 14     | 5       | 3         | 10      | 4         | 20     |
| General farms, primarily livestock and animal specialties (029) .....                                       | 3      | -          | 6      | 7       | 3         | 7       | 4         | 1      |

<sup>1</sup>Data for 1982 exclude abnormal farms.  
<sup>2</sup>Data for 1982 include market value of barley sold.

**Table 3. Farm Production Expenses: 1987 and 1982**

[Data are based on a sample of farms. For meaning of abbreviations and symbols, see introductory text]

| Item  | Mississippi | Adams  | Alcorn | Amite  | Attala | Benton | Bolivar |
|---|-------------|--------|--------|--------|--------|--------|---------|
| Total farm production expenses ----- farms, 1987..  | 34 075      | 159    | 434    | 528    | 427    | 233    | 478     |
| \$1,000, 1987..   | 1 465 201   | 6 402  | 5 392  | 11 428 | 6 894  | 5 941  | 64 341  |
| Average per farm ----- dollars, 1987..  | 42 999      | 40 265 | 12 425 | 21 645 | 16 145 | 25 498 | 134 604 |
| Livestock and poultry purchased ----- farms, 1987..   | 9 144       | 14     | 107    | 155    | 141    | 75     | 14      |
| 1982..  | 11 079      | 45     | 92     | 213    | 147    | 71     | 43      |
| \$1,000, 1987..   | 138 882     | 94     | 398    | 2 071  | 451    | 231    | 1 224   |
| 1982..  | 134 197     | 64     | 185    | 2 755  | 715    | 79     | 279     |
| Feed for livestock and poultry ----- farms, 1987..  | 19 926      | 91     | 178    | 339    | 271    | 105    | 25      |
| 1982..  | 25 893      | 98     | 315    | 552    | 395    | 167    | 78      |
| \$1,000, 1987..   | 328 167     | 133    | 313    | 2 106  | 564    | 114    | 2 501   |
| 1982..  | 288 860     | 163    | 577    | 3 778  | 1 016  | 137    | 2 259   |
| Commercially mixed formula feeds ----- farms, 1987..  | 8 077       | 17     | 37     | 128    | 154    | 19     | 11      |
| 1982..  | 10 021      | 38     | 181    | 226    | 95     | 33     | 46      |
| \$1,000, 1987..   | 267 719     | 2      | 173    | 1 136  | 226    | 19     | 1 721   |
| 1982..  | 238 899     | 39     | 292    | 2 049  | 530    | 36     | 1 031   |
| Seeds, bulbs, plants, and trees ----- farms, 1987..   | 15 903      | 50     | 220    | 180    | 162    | 137    | 439     |
| 1982..  | 18 693      | 84     | 252    | 237    | 270    | 189    | 410     |
| \$1,000, 1987..   | 38 481      | 303    | 206    | 132    | 181    | 310    | 2 981   |
| 1982..  | 49 040      | 253    | 215    | 276    | 301    | 380    | 4 170   |
| Commercial fertilizer <sup>1</sup> ----- farms, 1987..  | 22 557      | 83     | 309    | 345    | 272    | 167    | 408     |
| 1982..  | 28 008      | 78     | 480    | 512    | 345    | 235    | 409     |
| \$1,000, 1987..   | 90 795      | 499    | 709    | 942    | 611    | 840    | 4 207   |
| 1982..  | 114 525     | 331    | 1 007  | 1 067  | 818    | 1 006  | 4 375   |
| Agricultural chemicals <sup>1</sup> ----- farms, 1987..   | 16 597      | 58     | 241    | 180    | 194    | 180    | 463     |
| 1982..  | 14 594      | 57     | 274    | 99     | 146    | 174    | 454     |
| \$1,000, 1987..   | 130 399     | 871    | 416    | 168    | 613    | 797    | 9 536   |
| 1982..  | 140 183     | 1 499  | 586    | 144    | 674    | 465    | 10 539  |
| Petroleum products ----- farms, 1987..  | 32 592      | 159    | 403    | 511    | 396    | 233    | 469     |
| 1982..  | 41 998      | 197    | 588    | 685    | 564    | 309    | 528     |
| \$1,000, 1987..   | 86 016      | 417    | 494    | 744    | 597    | 411    | 5 085   |
| 1982..  | 142 899     | 743    | 985    | 1 043  | 805    | 729    | 9 087   |
| Gasoline and gasohol ----- farms, 1987..  | 22 333      | 115    | 231    | 387    | 235    | 123    | 374     |
| 1982..  | 33 441      | 149    | 473    | 593    | 480    | 234    | 451     |
| \$1,000, 1987..   | 23 857      | 106    | 136    | 339    | 161    | 96     | 959     |
| 1982..  | 40 063      | 223    | 361    | 465    | 307    | 233    | 1 721   |
| Diesel fuel ----- farms, 1987..   | 23 700      | 79     | 310    | 358    | 324    | 201    | 416     |
| 1982..  | 27 109      | 100    | 344    | 341    | 310    | 209    | 431     |
| \$1,000, 1987..   | 46 617      | 251    | 301    | 318    | 289    | 255    | 3 329   |
| 1982..  | 73 659      | 451    | 521    | 401    | 346    | 407    | 5 491   |
| Natural gas ----- farms, 1987..   | 987         | 7      | 4      | 14     | 10     | 14     | 18      |
| 1982..  | 782         | 2      | -      | 4      | -      | 13     | 27      |
| \$1,000, 1987..   | 2 263       | 7      | (D)    | 6      | (D)    | 7      | 39      |
| 1982..  | 1 478       | (D)    | -      | 12     | -      | 4      | 57      |
| LP gas, fuel oil, kerosene, motor oil,<br>grease, etc. ----- farms, 1987..                          | 20 759      | 81     | 284    | 381    | 247    | 208    | 438     |
| 1982..  | (NA)        | (NA)   | (NA)   | (NA)   | (NA)   | (NA)   | (NA)    |
| \$1,000, 1987..   | 13 379      | 53     | (D)    | 81     | (D)    | 54     | 758     |
| 1982..  | 27 700      | (D)    | 102    | 164    | 152    | 85     | 1 817   |
| Electricity ----- farms, 1987..   | 15 537      | 64     | 173    | 232    | 186    | 111    | 343     |
| 1982..  | 17 626      | 91     | 259    | 253    | 196    | 127    | 357     |
| \$1,000, 1987..   | 20 614      | 41     | 63     | 256    | 183    | 45     | 1 490   |
| 1982..  | 20 467      | (D)    | 82     | 250    | 120    | 23     | 2 437   |
| Hired farm labor ----- farms, 1987..  | 13 073      | 41     | 103    | 218    | 121    | 51     | 367     |
| 1982..  | 15 020      | 52     | 144    | 268    | 150    | 94     | 368     |
| \$1,000, 1987..   | 142 341     | 765    | 312    | 941    | 1 072  | 642    | 8 729   |
| 1982..  | 137 400     | 971    | 393    | 1 110  | 427    | 361    | 9 264   |
| Contract labor ----- farms, 1987..  | 3 922       | 29     | 54     | 57     | 22     | 27     | 84      |
| 1982..  | 1 717       | -      | -      | 32     | 20     | 21     | 46      |
| \$1,000, 1987..   | 13 409      | 29     | 71     | 68     | (D)    | 84     | 579     |
| 1982..  | 4 714       | -      | -      | 53     | 22     | 47     | 400     |
| Repair and maintenance ----- farms, 1987..  | 26 650      | 103    | 292    | 400    | 329    | 214    | 433     |
| 1982..  | 98 000      | 498    | 558    | 780    | 666    | 510    | 4 824   |
| Customwork, machine hire, and rental of<br>machinery and equipment <sup>2</sup> ----- farms, 1987.. | 9 393       | 35     | 122    | 162    | 61     | 52     | 232     |
| 1982..  | 10 686      | 34     | 98     | 243    | 110    | 111    | 207     |
| \$1,000, 1987..   | 43 453      | 119    | 161    | 174    | (D)    | 397    | 2 792   |
| 1982..  | 35 485      | 99     | 117    | 249    | 118    | 120    | 2 390   |
| Interest paid <sup>3</sup> ----- farms, 1987..  | 14 197      | 32     | 175    | 235    | 154    | 91     | 272     |
| 1982..  | 15 147      | 56     | 147    | 213    | 142    | 117    | 397     |
| \$1,000, 1987..   | 90 636      | 1 464  | 601    | 1 412  | 767    | 451    | 3 682   |
| 1982..  | 163 851     | 1 207  | 929    | 1 284  | 1 094  | 885    | 11 256  |
| Interest paid on debt:<br>Secured by real estate ----- farms, 1987..                                | 9 772       | 11     | 107    | 163    | 103    | 84     | 145     |
| 1982..  | 63 210      | 963    | 500    | 1 111  | 571    | 296    | 1 597   |
| Not secured by real estate ----- farms, 1987..  | 6 733       | 24     | 95     | 129    | 58     | 39     | 170     |
| 1982..  | 27 426      | 501    | 101    | 301    | 196    | 154    | 2 085   |
| Cash rent ----- farms, 1987..   | 8 915       | 18     | 140    | 84     | 80     | 53     | 347     |
| 1982..  | 102 996     | 185    | 479    | 261    | 194    | 502    | 9 814   |
| Property taxes paid ----- farms, 1987..   | 30 575      | 143    | 386    | 492    | 426    | 232    | 322     |
| 1982..  | 23 793      | 245    | 203    | 255    | 230    | 203    | 899     |
| \$1,000, 1987..   | 28 885      | 131    | 338    | 450    | 343    | 219    | 455     |
| 1982..  | 117 219     | 738    | 409    | 1 119  | 598    | 405    | 5 999   |

See footnotes at end of table.

**Table 3. Farm Production Expenses: 1987 and 1982—Con.**

[Data are based on a sample of farms. For meaning of abbreviations and symbols, see introductory text.]

| Item  | Calhoun | Carroll | Chickasaw | Choctaw | Claiborne | Clarke | Clay   |
|---|---------|---------|-----------|---------|-----------|--------|--------|
| Total farm production expenses ----- farms, 1987..  | 419     | 431     | 447       | 228     | 218       | 352    | 392    |
| \$1,000, 1987..   | 13 402  | 15 140  | 13 245    | 3 347   | 4 132     | 2 397  | 10 143 |
| Average per farm ----- dollars, 1987..  | 31 987  | 35 128  | 29 632    | 14 682  | 18 953    | 6 809  | 25 874 |
| Livestock and poultry purchased ----- farms, 1987..   | 86      | 121     | 143       | 61      | 47        | 95     | 112    |
| 1982..  | 123     | 70      | 83        | 80      | 45        | 87     | 61     |
| \$1,000, 1987..   | 787     | 3 036   | 3 295     | 442     | 772       | 155    | 2 687  |
| 1982..  | 420     | 1 232   | 2 871     | 273     | 577       | 440    | 1 236  |
| Feed for livestock and poultry ----- farms, 1987..  | 192     | 279     | 263       | 161     | 144       | 258    | 226    |
| 1982..  | 237     | 242     | 284       | 214     | 149       | 263    | 247    |
| \$1,000, 1987..   | 437     | 1 241   | 1 492     | 847     | 327       | 464    | 876    |
| 1982..  | 454     | 1 093   | 2 745     | 656     | 897       | 417    | 1 505  |
| Commercially mixed formula feeds ----- farms, 1987..  | 59      | 96      | 128       | 74      | 51        | 106    | 118    |
| 1982..  | 108     | 93      | 150       | 92      | 31        | 79     | 103    |
| \$1,000, 1987..   | 98      | 144     | 425       | 208     | 59        | 150    | 285    |
| 1982..  | 205     | 719     | 684       | 484     | 157       | 178    | 897    |
| Seeds, bulbs, plants, and trees ----- farms, 1987..   | 287     | 185     | 214       | 51      | 84        | 155    | 155    |
| 1982..  | 319     | 205     | 299       | 152     | 108       | 158    | 210    |
| \$1,000, 1987..   | 597     | 416     | 483       | 74      | 83        | 77     | 474    |
| 1982..  | 625     | 440     | 561       | 171     | 234       | 167    | 474    |
| Commercial fertilizer <sup>1</sup> ----- farms, 1987..  | 364     | 288     | 313       | 130     | 114       | 227    | 207    |
| 1982..  | 373     | 285     | 403       | 209     | 136       | 283    | 282    |
| \$1,000, 1987..   | 1 892   | 1 320   | 1 303     | 321     | 261       | 299    | 827    |
| 1982..  | 1 803   | 1 243   | 2 093     | 554     | 713       | 587    | 1 391  |
| Agricultural chemicals <sup>1</sup> ----- farms, 1987..   | 311     | 180     | 221       | 85      | 98        | 138    | 195    |
| 1982..  | 326     | 183     | 276       | 78      | 79        | 90     | 202    |
| \$1,000, 1987..   | 2 137   | 1 258   | 733       | 131     | 309       | 49     | 662    |
| 1982..  | 1 690   | 1 649   | 1 072     | 223     | 884       | 112    | 791    |
| Petroleum products ----- farms, 1987..  | 419     | 420     | 447       | 198     | 198       | 342    | 372    |
| 1982..  | 486     | 490     | 564       | 329     | 251       | 439    | 458    |
| \$1,000, 1987..   | 1 167   | 959     | 816       | 214     | 322       | 184    | 661    |
| 1982..  | 1 771   | 1 612   | 1 492     | 389     | 685       | 382    | 1 073  |
| Gasoline and gasohol ----- farms, 1987..  | 312     | 339     | 298       | 149     | 155       | 281    | 281    |
| 1982..  | 410     | 386     | 467       | 311     | 182       | 364    | 405    |
| \$1,000, 1987..   | 474     | 371     | 235       | 112     | 151       | 75     | 246    |
| 1982..  | 543     | 539     | 542       | 195     | 238       | 206    | 410    |
| Diesel fuel ----- farms, 1987..   | 276     | 239     | 370       | 94      | 109       | 249    | 309    |
| 1982..  | 337     | 237     | 370       | 166     | 151       | 309    | 335    |
| \$1,000, 1987..   | 539     | 465     | 486       | 70      | 134       | 84     | 354    |
| 1982..  | 960     | 776     | 756       | 144     | 366       | 121    | 535    |
| Natural gas ----- farms, 1987..   | 1       | 1       | 11        | -       | -         | 5      | 10     |
| 1982..  | 23      | -       | 12        | -       | 1         | -      | -      |
| \$1,000, 1987..   | (D)     | (D)     | 1         | -       | -         | 4      | (Z)    |
| 1982..  | 5       | -       | 13        | -       | (D)       | -      | -      |
| LP gas, fuel oil, kerosene, motor oil,<br>grease, etc. ----- farms, 1987..                          | 301     | 276     | 312       | 108     | 123       | 217    | 259    |
| 1982..  | (NA)    | (NA)    | (NA)      | (NA)    | (NA)      | (NA)   | (NA)   |
| \$1,000, 1987..   | (D)     | (D)     | 95        | 32      | 36        | 21     | 61     |
| 1982..  | 263     | (D)     | 182       | (D)     | (D)       | 56     | 129    |
| Electricity ----- farms, 1987..   | 201     | 164     | 169       | 76      | 74        | 135    | 161    |
| 1982..  | 257     | 174     | 233       | 63      | 84        | 132    | 247    |
| \$1,000, 1987..   | 93      | 145     | 107       | 43      | 37        | 42     | 80     |
| 1982..  | 104     | 109     | 137       | 18      | 115       | 30     | 135    |
| Hired farm labor ----- farms, 1987..  | 236     | 161     | 193       | 30      | 86        | 98     | 158    |
| 1982..  | 183     | 171     | 186       | 120     | 82        | 122    | 251    |
| \$1,000, 1987..   | 1 183   | 1 731   | 1 018     | 309     | 520       | 84     | 665    |
| 1982..  | 994     | 1 063   | 877       | 148     | 1 120     | 412    | 775    |
| Contract labor ----- farms, 1987..  | 40      | 34      | 55        | 19      | 10        | 15     | 23     |
| 1982..  | 7       | 3       | 24        | 11      | 10        | -      | 21     |
| \$1,000, 1987..   | 93      | 79      | 76        | 7       | 4         | 13     | 24     |
| 1982..  | 35      | 10      | 12        | 31      | 6         | -      | 41     |
| Repair and maintenance ----- farms, 1987..  | 329     | 324     | 361       | 180     | 152       | 299    | 319    |
| 1982..  | 1 082   | 1 031   | 922       | 353     | 326       | 298    | 625    |
| Customwork, machine hire, and rental of<br>machinery and equipment <sup>2</sup> ----- farms, 1987.. | 107     | 105     | 117       | 47      | 54        | 73     | 155    |
| 1982..  | 138     | 122     | 213       | 66      | 43        | 85     | 91     |
| \$1,000, 1987..   | 315     | 627     | 249       | 48      | 108       | 65     | 231    |
| 1982..  | 380     | 404     | 393       | 94      | 284       | 39     | 308    |
| Interest paid <sup>3</sup> ----- farms, 1987..  | 268     | 159     | 172       | 76      | 66        | 128    | 206    |
| 1982..  | 201     | 170     | 309       | 88      | 82        | 93     | 211    |
| \$1,000, 1987..   | 1 308   | 922     | 1 129     | 112     | 389       | 262    | 839    |
| 1982..  | 1 760   | 2 015   | 2 418     | 259     | 708       | 409    | 1 086  |
| Interest paid on debt:<br>Secured by real estate ----- farms, 1987..                                | 200     | 103     | 125       | 39      | 37        | 98     | 158    |
| 1982..  | 936     | 620     | 845       | 100     | 345       | 173    | 552    |
| Not secured by real estate ----- farms, 1987..  | 128     | 69      | 94        | 42      | 36        | 35     | 63     |
| 1982..  | 372     | 302     | 284       | 12      | 43        | 89     | 287    |
| Cash rent ----- farms, 1987..   | 88      | 133     | 89        | 19      | 57        | 86     | 135    |
| 1982..  | 845     | 847     | 390       | 65      | 214       | 124    | 591    |
| \$1,000, 1987..   | 384     | 360     | 435       | 204     | 198       | 354    | 346    |
| 1982..  | 259     | 310     | 298       | 138     | 146       | 132    | 174    |
| All other farm production expenses ----- farms, 1987..  | 387     | 351     | 394       | 184     | 202       | 288    | 363    |
| 1982..  | 1 208   | 1 219   | 934       | 243     | 315       | 149    | 786    |

See footnotes at end of table.

**Table 3. Farm Production Expenses: 1987 and 1982—Con.**

[Data are based on a sample of farms. For meaning of abbreviations and symbols, see introductory text]

| Item  | Coahoma | Copiah | Covington | De Soto | Forrest | Franklin | George |
|---|---------|--------|-----------|---------|---------|----------|--------|
| Total farm production expenses ----- farms, 1987--  | 237     | 556    | 464       | 502     | 279     | 171      | 340    |
| \$1,000, 1987--   | 46 380  | 21 638 | 13 761    | 17 835  | 5 759   | 1 856    | 4 198  |
| Average per farm -----dollars, 1987--   | 195 695 | 38 918 | 29 657    | 35 529  | 20 641  | 10 854   | 12 346 |
| Livestock and poultry purchased ----- farms, 1987--   | 1       | 162    | 158       | 122     | 91      | 42       | 77     |
| 1982--  | 16      | 224    | 209       | 208     | 68      | 76       | 37     |
| \$1,000, 1987--   | (D)     | 5 995  | 4 290     | 579     | 712     | 198      | 244    |
| 1982--  | 266     | 6 821  | 6 139     | 707     | 827     | 600      | 761    |
| Feed for livestock and poultry ----- farms, 1987--  | 2       | 373    | 289       | 298     | 201     | 87       | 157    |
| 1982--  | 63      | 540    | 434       | 466     | 237     | 154      | 182    |
| \$1,000, 1987--   | (D)     | 8 132  | 3 502     | 1 112   | 1 792   | 229      | 409    |
| 1982--  | 120     | 8 011  | 4 454     | 1 962   | 2 232   | 202      | 944    |
| Commercially mixed formula feeds ----- farms, 1987--  | 2       | 109    | 90        | 129     | 93      | 24       | 55     |
| 1982--  | 12      | 189    | 263       | 171     | 49      | 38       | 66     |
| \$1,000, 1987--   | (D)     | 7 243  | 2 974     | 737     | 1 569   | 78       | 155    |
| 1982--  | 24      | 7 132  | 4 053     | 1 549   | 1 944   | 51       | 345    |
| Seeds, bulbs, plants, and trees ----- farms, 1987--   | 236     | 203    | 208       | 199     | 123     | 68       | 160    |
| 1982--  | 263     | 211    | 223       | 277     | 118     | 56       | 263    |
| \$1,000, 1987--   | 1 650   | 201    | 181       | 660     | 208     | 111      | 212    |
| 1982--  | 2 071   | 314    | 250       | 890     | 101     | 110      | 274    |
| Commercial fertilizer <sup>1</sup> ----- farms, 1987--  | 217     | 333    | 333       | 246     | 201     | 102      | 261    |
| 1982--  | 248     | 401    | 429       | 362     | 264     | 96       | 340    |
| \$1,000, 1987--   | 3 779   | 740    | 634       | 1 479   | 391     | 220      | 524    |
| 1982--  | 3 406   | 1 180  | 1 018     | 2 417   | 457     | 271      | 618    |
| Agricultural chemicals <sup>1</sup> ----- farms, 1987--   | 237     | 172    | 139       | 186     | 109     | 55       | 169    |
| 1982--  | 250     | 129    | 120       | 202     | 101     | 35       | 175    |
| \$1,000, 1987--   | 7 952   | 267    | 281       | 2 143   | 198     | 107      | 191    |
| 1982--  | 8 179   | 564    | 254       | 2 165   | 177     | 166      | 223    |
| Petroleum products ----- farms, 1987--  | 235     | 502    | 396       | 456     | 264     | 171      | 330    |
| 1982--  | 309     | 696    | 614       | 621     | 359     | 221      | 397    |
| \$1,000, 1987--   | 3 038   | 869    | 949       | 1 154   | 368     | 250      | 304    |
| 1982--  | 5 138   | 1 248  | 903       | 1 935   | 388     | 366      | 466    |
| Gasoline and gasohol ----- farms, 1987--  | 163     | 340    | 251       | 292     | 178     | 128      | 195    |
| 1982--  | 225     | 643    | 487       | 536     | 259     | 189      | 263    |
| \$1,000, 1987--   | 599     | 220    | 242       | 327     | 128     | 110      | 107    |
| 1982--  | 1 073   | 524    | 301       | 519     | 115     | 151      | 162    |
| Diesel fuel ----- farms, 1987--   | 231     | 305    | 315       | 313     | 206     | 129      | 269    |
| 1982--  | 275     | 247    | 450       | 332     | 277     | 127      | 330    |
| \$1,000, 1987--   | 1 979   | 240    | 232       | 684     | 172     | 116      | 148    |
| 1982--  | 3 213   | 366    | 387       | 1 057   | 166     | 168      | 200    |
| Natural gas ----- farms, 1987--   | 2       | 43     | 6         | 8       | 2       | -        | 22     |
| 1982--  | 12      | 5      | 9         | 14      | 2       | -        | 1      |
| \$1,000, 1987--   | (D)     | 250    | 68        | 13      | (D)     | -        | 3      |
| 1982--  | 24      | (D)    | (D)       | 10      | (D)     | -        | (D)    |
| LP gas, fuel oil, kerosene, motor oil,<br>grease, etc. ----- farms, 1987--                          | 199     | 270    | 270       | 301     | 136     | 109      | 188    |
| 1982--  | (NA)    | (NA)   | (NA)      | (NA)    | (NA)    | (NA)     | (NA)   |
| \$1,000, 1987--   | (D)     | 159    | 408       | 130     | (D)     | 25       | 47     |
| 1982--  | 827     | (D)    | (D)       | 349     | (D)     | 46       | (D)    |
| Electricity ----- farms, 1987--   | 180     | 163    | 201       | 221     | 144     | 68       | 190    |
| 1982--  | 201     | 326    | 204       | 216     | 199     | 100      | 146    |
| \$1,000, 1987--   | 553     | 166    | 314       | 233     | 64      | 21       | 91     |
| 1982--  | 462     | 235    | 167       | 291     | 107     | 36       | 82     |
| Hired farm labor ----- farms, 1987--  | 217     | 217    | 122       | 123     | 66      | 51       | 110    |
| 1982--  | 223     | 245    | 145       | 258     | 122     | 62       | 98     |
| \$1,000, 1987--   | 6 840   | 1 089  | 1 008     | 2 148   | 668     | 103      | 531    |
| 1982--  | 8 036   | 1 142  | 1 023     | 2 439   | 357     | 268      | 408    |
| Contract labor ----- farms, 1987--  | 70      | 82     | 67        | 60      | 20      | 28       | 30     |
| 1982--  | 15      | 41     | 20        | 41      | 15      | 5        | 24     |
| \$1,000, 1987--   | 498     | 412    | 84        | 165     | 55      | 13       | 80     |
| 1982--  | 102     | 31     | 25        | 170     | 17      | 4        | 36     |
| Repair and maintenance ----- farms, 1987--  | 216     | 407    | 342       | 368     | 246     | 134      | 261    |
| \$1,000, 1987--   | 4 247   | 855    | 939       | 1 371   | 351     | 161      | 480    |
| Customwork, machine hire, and rental of<br>machinery and equipment <sup>2</sup> ----- farms, 1987-- | 152     | 144    | 124       | 78      | 67      | 48       | 112    |
| 1982--  | 139     | 127    | 119       | 146     | 51      | 66       | 104    |
| \$1,000, 1987--   | 2 662   | 144    | 105       | 705     | 27      | 11       | 81     |
| 1982--  | 2 656   | 173    | 170       | 550     | 60      | 61       | 144    |
| Interest paid <sup>3</sup> ----- farms, 1987--  | 165     | 265    | 124       | 239     | 79      | 39       | 183    |
| 1982--  | 219     | 232    | 190       | 181     | 103     | 79       | 135    |
| \$1,000, 1987--   | 1 510   | 1 046  | 592       | 1 499   | 280     | 115      | 402    |
| 1982--  | 6 041   | 1 553  | 1 179     | 2 013   | 383     | 635      | 480    |
| Interest paid on debt:<br>Secured by real estate ----- farms, 1987--                                | 63      | 198    | 98        | 181     | 47      | 31       | 158    |
| \$1,000, 1987--   | 85      | 895    | 482       | 1 071   | 214     | 104      | 353    |
| Not secured by real estate ----- farms, 1987--  | 112     | 101    | 43        | 92      | 51      | 15       | 47     |
| \$1,000, 1987--   | 955     | 152    | 109       | 428     | 66      | 11       | 48     |
| Cash rent ----- farms, 1987--   | 174     | 138    | 112       | 95      | 82      | 35       | 70     |
| \$1,000, 1987--   | 7 539   | 320    | 111       | 2 465   | 105     | 116      | 192    |
| Property taxes paid ----- farms, 1987--   | 137     | 524    | 413       | 430     | 246     | 158      | 329    |
| \$1,000, 1987--   | 512     | 331    | 148       | 393     | 114     | 57       | 130    |
| All other farm production expenses ----- farms, 1987--  | 236     | 467    | 398       | 402     | 232     | 157      | 294    |
| \$1,000, 1987--   | 5 561   | 1 070  | 625       | 1 730   | 427     | 144      | 324    |

See footnotes at end of table.

**Table 3. Farm Production Expenses: 1987 and 1982—Con.**

[Data are based on a sample of farms. For meaning of abbreviations and symbols, see introductory text]

| Item   |                 | Greene | Grenada | Hancock | Harrison | Hinds  | Holmes | Humphreys |
|--|-----------------|--------|---------|---------|----------|--------|--------|-----------|
| Total farm production expenses   | farms, 1987--   | 309    | 233     | 208     | 238      | 799    | 420    | 325       |
|  | \$1,000, 1987-- | 5 948  | 9 792   | 2 248   | 1 565    | 27 222 | 27 953 | 70 040    |
| Average per farm   | dollars, 1987-- | 19 250 | 42 026  | 10 807  | 6 574    | 34 070 | 66 554 | 215 509   |
| Livestock and poultry purchased  | farms, 1987--   | 114    | 38      | 66      | 49       | 239    | 72     | 77        |
|  | 1982--          | 85     | 52      | 90      | 82       | 266    | 41     | 49        |
|  | \$1,000, 1987-- | 838    | 956     | 171     | 123      | 1 504  | 451    | 4 159     |
|  | 1982--          | 613    | 1 041   | 131     | 481      | 2 507  | 431    | 886       |
| Feed for livestock and poultry   | farms, 1987--   | 210    | 150     | 134     | 146      | 617    | 146    | 113       |
|  | 1982--          | 235    | 194     | 179     | 205      | 669    | 245    | 113       |
|  | \$1,000, 1987-- | 3 110  | 2 347   | 507     | 419      | 8 035  | 601    | 18 989    |
|  | 1982--          | 1 998  | 2 033   | 881     | 304      | 9 511  | 485    | 6 334     |
| Commercially mixed formula feeds   | farms, 1987--   | 97     | 68      | 48      | 30       | 269    | 41     | 55        |
|  | 1982--          | 106    | 75      | 46      | 78       | 255    | 89     | 58        |
|  | \$1,000, 1987-- | 2 957  | (D)     | 148     | 181      | (D)    | 62     | 9 759     |
|  | 1982--          | 1 865  | 1 880   | 726     | 103      | (D)    | 221    | 3 553     |
| Seeds, bulbs, plants, and trees  | farms, 1987--   | 104    | 127     | 75      | 78       | 244    | 237    | 225       |
|  | 1982--          | 138    | 119     | 86      | 110      | 410    | 280    | 238       |
|  | \$1,000, 1987-- | 36     | 205     | 36      | 38       | 490    | 905    | 1 043     |
|  | 1982--          | 71     | 293     | 45      | 127      | 1 254  | 1 179  | 1 522     |
| Commercial fertilizer <sup>1</sup>   | farms, 1987--   | 187    | 134     | 161     | 183      | 466    | 253    | 205       |
|  | 1982--          | 285    | 187     | 177     | 265      | 607    | 301    | 236       |
|  | \$1,000, 1987-- | 205    | 683     | 230     | 134      | 1 448  | 2 462  | 1 772     |
|  | 1982--          | 366    | 1 075   | 149     | 393      | 2 426  | 2 640  | 1 945     |
| Agricultural chemicals <sup>1</sup>  | farms, 1987--   | 104    | 110     | 96      | 72       | 345    | 205    | 261       |
|  | 1982--          | 86     | 118     | 50      | 74       | 297    | 251    | 201       |
|  | \$1,000, 1987-- | 45     | 762     | 47      | 25       | 1 593  | 5 086  | 4 707     |
|  | 1982--          | 76     | 994     | 45      | 38       | 2 356  | 5 673  | 4 808     |
| Petroleum products   | farms, 1987--   | 298    | 226     | 202     | 201      | 753    | 407    | 314       |
|  | 1982--          | 376    | 276     | 243     | 332      | 962    | 505    | 346       |
|  | \$1,000, 1987-- | 209    | 601     | 123     | 105      | 1 384  | 2 217  | 4 206     |
|  | 1982--          | 301    | 1 054   | 208     | 330      | 2 261  | 3 462  | 5 100     |
| Gasoline and gasohol   | farms, 1987--   | 202    | 186     | 125     | 79       | 518    | 296    | 238       |
|  | 1982--          | 285    | 208     | 198     | 278      | 719    | 364    | 257       |
|  | \$1,000, 1987-- | 68     | 205     | 51      | 25       | 476    | 562    | 1 142     |
|  | 1982--          | 126    | 307     | 105     | 95       | 825    | 823    | 1 052     |
| Diesel fuel  | farms, 1987--   | 258    | 165     | 146     | 143      | 516    | 261    | 279       |
|  | 1982--          | 217    | 143     | 149     | 205      | 597    | 280    | 283       |
|  | \$1,000, 1987-- | 55     | 274     | 59      | 38       | 673    | 1 341  | 2 365     |
|  | 1982--          | 100    | 485     | 83      | 194      | 1 089  | 1 951  | 2 689     |
| Natural gas  | farms, 1987--   | 3      | 10      | 7       | 2        | 33     | 23     | 8         |
|  | 1982--          | -      | -       | -       | 12       | 4      | 12     | 14        |
|  | \$1,000, 1987-- | 43     | (D)     | 2       | (D)      | 67     | 40     | 27        |
|  | 1982--          | -      | -       | -       | 9        | 38     | 9      | 18        |
| LP gas, fuel oil, kerosene, motor oil, grease, etc.                          | farms, 1987--   | 101    | 165     | 102     | 51       | 504    | 228    | 298       |
|  | 1982--          | (NA)   | (NA)    | (NA)    | (NA)     | (NA)   | (NA)   | (NA)      |
|  | \$1,000, 1987-- | 42     | (D)     | 11      | (D)      | 168    | 275    | 672       |
|  | 1982--          | 75     | 262     | (D)     | 33       | 308    | 680    | 1 341     |
| Electricity  | farms, 1987--   | 104    | 95      | 100     | 118      | 415    | 164    | 225       |
|  | 1982--          | 120    | 114     | 102     | 141      | 378    | 185    | 204       |
|  | \$1,000, 1987-- | 54     | 80      | 78      | (D)      | 429    | 255    | 1 444     |
|  | 1982--          | 56     | 106     | 80      | 50       | 370    | 258    | (D)       |
| Hired farm labor   | farms, 1987--   | 84     | 87      | 21      | 17       | 249    | 207    | 259       |
|  | 1982--          | 94     | 107     | 68      | 81       | 461    | 257    | 244       |
|  | \$1,000, 1987-- | 383    | 1 018   | 85      | 143      | 2 370  | 3 714  | 7 635     |
|  | 1982--          | 107    | 874     | 233     | 269      | 5 856  | 3 728  | 5 000     |
| Contract labor   | farms, 1987--   | 32     | 26      | 47      | 30       | 94     | 55     | 92        |
|  | 1982--          | 20     | 16      | 6       | 29       | 68     | 26     | 25        |
|  | \$1,000, 1987-- | 153    | 104     | 54      | (D)      | 233    | 251    | 835       |
|  | 1982--          | 11     | 19      | 2       | 33       | 99     | 91     | 106       |
| Repair and maintenance   | farms, 1987--   | 240    | 196     | 174     | 141      | 570    | 289    | 299       |
|  | \$1,000, 1987-- | 275    | 646     | 214     | 111      | 1 759  | 2 475  | 4 603     |
| Customwork, machine hire, and rental of machinery and equipment <sup>2</sup> | farms, 1987--   | 52     | 58      | 48      | 30       | 194    | 108    | 191       |
|  | 1982--          | 64     | 59      | 36      | 51       | 312    | 185    | 127       |
|  | \$1,000, 1987-- | 23     | 336     | 38      | (D)      | 393    | 1 272  | 2 057     |
|  | 1982--          | 41     | 270     | 36      | 61       | 677    | 1 124  | 1 330     |
| Interest paid <sup>3</sup>   | farms, 1987--   | 100    | 99      | 137     | 20       | 252    | 171    | 255       |
|  | 1982--          | 136    | 95      | 96      | 72       | 347    | 225    | 230       |
|  | \$1,000, 1987-- | 284    | 614     | 365     | 134      | 2 079  | 1 555  | 6 504     |
|  | 1982--          | 359    | 1 564   | 246     | 575      | 2 752  | 3 866  | 6 116     |
| Interest paid on debt:   |                 |        |         |         |          |        |        |           |
| Secured by real estate   | farms, 1987--   | 86     | 89      | 110     | 20       | 115    | 104    | 164       |
|  | \$1,000, 1987-- | 268    | 500     | 329     | (D)      | 1 561  | 842    | 4 885     |
| Not secured by real estate   | farms, 1987--   | 29     | 32      | 43      | 1        | 172    | 95     | 164       |
|  | \$1,000, 1987-- | 16     | 114     | 35      | (D)      | 518    | 713    | 1 618     |
| Cash rent  | farms, 1987--   | 27     | 77      | 37      | 2        | 234    | 157    | 160       |
|  | \$1,000, 1987-- | 17     | 407     | 82      | (D)      | 1 149  | 3 525  | 4 601     |
| Property taxes paid  | farms, 1987--   | 300    | 200     | 188     | 228      | 636    | 355    | 276       |
|  | \$1,000, 1987-- | 132    | 158     | 86      | 167      | 530    | 398    | 824       |
| All other farm production expenses   | farms, 1987--   | 258    | 226     | 153     | 136      | 666    | 355    | 293       |
|  | \$1,000, 1987-- | 183    | 874     | 134     | 83       | 3 826  | 2 784  | 6 663     |

See footnotes at end of table.



**Table 3. Farm Production Expenses: 1987 and 1982—Con.**

[Data are based on a sample of farms. For meaning of abbreviations and symbols, see introductory text]

| Item  | Issaquena | Itawamba | Jackson | Jasper | Jefferson | Jefferson Davis | Jones  |
|---|-----------|----------|---------|--------|-----------|-----------------|--------|
| Total farm production expenses ----- farms, 1987..  | 107       | 453      | 206     | 423    | 234       | 408             | 800    |
| \$1,000, 1987..   | 17 104    | 8 639    | 1 542   | 6 661  | 3 173     | 5 733           | 43 008 |
| Average per farm ----- dollars, 1987..  | 159 850   | 19 071   | 7 484   | 15 746 | 13 558    | 14 051          | 53 760 |
| Livestock and poultry purchased ----- farms, 1987..   | 9         | 112      | 33      | 80     | 49        | 107             | 404    |
| 1982..  | 13        | 204      | 85      | 186    | 57        | 85              | 453    |
| \$1,000, 1987..   | (D)       | 1 297    | 141     | 923    | 91        | 861             | 8 999  |
| 1982..  | 100       | 2 142    | 372     | 1 470  | 234       | 968             | 13 522 |
| Feed for livestock and poultry ----- farms, 1987..  | 17        | 267      | 116     | 268    | 151       | 250             | 651    |
| 1982..  | 20        | 290      | 158     | 469    | 152       | 284             | 787    |
| \$1,000, 1987..   | 617       | 4 116    | 342     | 2 729  | 258       | 1 848           | 23 350 |
| 1982..  | 127       | 6 526    | 268     | 4 274  | 326       | 2 337           | 23 291 |
| Commercially mixed formula feeds ----- farms, 1987..  | 7         | 120      | 25      | 116    | 34        | 50              | 350    |
| 1982..  | 4         | 119      | 69      | 154    | 61        | 90              | 414    |
| \$1,000, 1987..   | 58        | 3 876    | (D)     | 2 405  | 50        | 1 448           | 22 214 |
| 1982..  | (D)       | 6 096    | 103     | 3 468  | 224       | 1 896           | 22 194 |
| Seeds, bulbs, plants, and trees ----- farms, 1987..   | 96        | 180      | 73      | 145    | 98        | 215             | 268    |
| 1982..  | 104       | 231      | 125     | 131    | 121       | 176             | 272    |
| \$1,000, 1987..   | 744       | 126      | 29      | 111    | 147       | 172             | 158    |
| 1982..  | 728       | 201      | 127     | 66     | 394       | 161             | 307    |
| Commercial fertilizer <sup>1</sup> ----- farms, 1987..  | 75        | 321      | 144     | 201    | 147       | 325             | 486    |
| 1982..  | 87        | 412      | 172     | 371    | 166       | 365             | 591    |
| \$1,000, 1987..   | 1 072     | 491      | 133     | 279    | 202       | 543             | 845    |
| 1982..  | 744       | 900      | 433     | 728    | 592       | 709             | 813    |
| Agricultural chemicals <sup>1</sup> ----- farms, 1987..   | 95        | 239      | 88      | 94     | 127       | 192             | 336    |
| 1982..  | 96        | 229      | 53      | 70     | 90        | 97              | 206    |
| \$1,000, 1987..   | 2 945     | 296      | 28      | 224    | 356       | 234             | 164    |
| 1982..  | 3 224     | 607      | 65      | 58     | 952       | 96              | 164    |
| Petroleum products ----- farms, 1987..  | 107       | 453      | 180     | 398    | 234       | 390             | 752    |
| 1982..  | 134       | 595      | 255     | 607    | 281       | 559             | 977    |
| \$1,000, 1987..   | 1 081     | 375      | 104     | 382    | 273       | 391             | 970    |
| 1982..  | 2 025     | 1 026    | 329     | 784    | 695       | 534             | 1 507  |
| Gasoline and gasohol ----- farms, 1987..  | 71        | 260      | 121     | 280    | 159       | 286             | 533    |
| 1982..  | 112       | 423      | 185     | 458    | 230       | 449             | 734    |
| \$1,000, 1987..   | 233       | 138      | 55      | 131    | 105       | 128             | 297    |
| 1982..  | 457       | 338      | 107     | 341    | 237       | 199             | 424    |
| Diesel fuel ----- farms, 1987..   | 93        | 316      | 144     | 299    | 112       | 225             | 486    |
| 1982..  | 111       | 377      | 171     | 448    | 200       | 383             | 667    |
| \$1,000, 1987..   | 702       | 155      | 40      | 191    | 119       | 156             | 317    |
| 1982..  | 1 224     | 413      | 161     | 295    | 334       | 226             | 451    |
| Natural gas ----- farms, 1987..   | 6         | 18       | 6       | 25     | 9         | 4               | 56     |
| 1982..  | 1         | -        | 2       | 14     | -         | 7               | 67     |
| \$1,000, 1987..   | 10        | 18       | 1       | 13     | 2         | 28              | 91     |
| 1982..  | (D)       | -        | (D)     | 26     | -         | 10              | 170    |
| LP gas, fuel oil, kerosene, motor oil,<br>grease, etc. ----- farms, 1987..                          | 97        | 199      | 74      | 231    | 218       | 207             | 416    |
| 1982..  | (NA)      | (NA)     | (NA)    | (NA)   | (NA)      | (NA)            | (NA)   |
| \$1,000, 1987..   | 137       | 64       | 8       | 47     | 47        | 79              | 255    |
| 1982..  | (D)       | 275      | (D)     | 122    | 125       | 100             | 461    |
| Electricity ----- farms, 1987..   | 67        | 205      | 117     | 138    | 82        | 146             | 432    |
| 1982..  | 92        | 219      | 117     | 187    | 97        | 178             | 436    |
| \$1,000, 1987..   | (D)       | 89       | 51      | 111    | 38        | 54              | 501    |
| 1982..  | 227       | 156      | 67      | 140    | 46        | 91              | 486    |
| Hired farm labor ----- farms, 1987..  | 74        | 107      | 12      | 157    | 95        | 126             | 309    |
| 1982..  | 80        | 107      | 70      | 188    | 73        | 168             | 326    |
| \$1,000, 1987..   | 2 060     | 308      | 120     | 374    | 393       | 217             | 2 098  |
| 1982..  | 2 000     | 508      | 147     | 324    | 377       | 177             | 1 715  |
| Contract labor ----- farms, 1987..  | 23        | 34       | 28      | 26     | 27        | 59              | 142    |
| 1982..  | 11        | 2        | 9       | 17     | -         | 25              | 106    |
| \$1,000, 1987..   | 273       | (D)      | 33      | (D)    | 9         | 179             | 593    |
| 1982..  | 44        | (D)      | 11      | 20     | -         | 12              | 118    |
| Repair and maintenance ----- farms, 1987..  | 101       | 321      | 147     | 315    | 187       | 296             | 625    |
| \$1,000, 1987..   | 1 352     | 376      | 127     | 345    | 306       | 316             | 1 265  |
| Customwork, machine hire, and rental of<br>machinery and equipment <sup>2</sup> ----- farms, 1987.. | 59        | 115      | 36      | 59     | 100       | 118             | 235    |
| 1982..  | 62        | 130      | 30      | 114    | 64        | 177             | 239    |
| \$1,000, 1987..   | 1 201     | (D)      | 9       | (D)    | 63        | 62              | 232    |
| 1982..  | 865       | 121      | 31      | 74     | 180       | 216             | 167    |
| Interest paid <sup>3</sup> ----- farms, 1987..  | 70        | 172      | 83      | 127    | 59        | 101             | 285    |
| 1982..  | 89        | 128      | 51      | 158    | 94        | 141             | 276    |
| \$1,000, 1987..   | 848       | 346      | 159     | 398    | 271       | 331             | 1 556  |
| 1982..  | 2 110     | 619      | 295     | 937    | 998       | 437             | 1 692  |
| Interest paid on debt:<br>Secured by real estate ----- farms, 1987..                                | 43        | 96       | 57      | 94     | 47        | 72              | 207    |
| \$1,000, 1987..   | 543       | 235      | 143     | 356    | 193       | 265             | 1 111  |
| Not secured by real estate ----- farms, 1987..  | 35        | 84       | 31      | 43     | 21        | 46              | 132    |
| \$1,000, 1987..   | 305       | 111      | 16      | 42     | 78        | 65              | 446    |
| Cash rent ----- farms, 1987..   | 74        | 64       | 24      | 53     | 66        | 75              | 146    |
| \$1,000, 1987..   | 2 262     | 149      | 23      | 101    | 278       | 117             | 262    |
| Property taxes paid ----- farms, 1987..   | 84        | 426      | 193     | 365    | 224       | 360             | 771    |
| \$1,000, 1987..   | 315       | 197      | 105     | 196    | 148       | 98              | 369    |
| All other farm production expenses ----- farms, 1987..  | 105       | 391      | 140     | 316    | 218       | 297             | 684    |
| \$1,000, 1987..   | 1 966     | 327      | 138     | 372    | 341       | 312             | 1 646  |

See footnotes at end of table.

**Table 3. Farm Production Expenses: 1987 and 1982—Con.**

[Data are based on a sample of farms. For meaning of abbreviations and symbols, see introductory text]

| Item  | Kemper | Lafayette | Lamar  | Lauderdale | Lawrence | Leake  | Lee    | Leflore |
|---|--------|-----------|--------|------------|----------|--------|--------|---------|
| Total farm production expenses ----- farms, 1987..  | 431    | 447       | 337    | 449        | 303      | 659    | 568    | 281     |
| \$1,000, 1987..   | 3 489  | 5 630     | 10 510 | 3 849      | 4 278    | 36 705 | 13 967 | 53 478  |
| Average per farm ----- dollars, 1987..  | 8 096  | 12 595    | 31 188 | 8 571      | 14 117   | 55 699 | 24 589 | 190 312 |
| Livestock and poultry purchased ----- farms, 1987..   | 120    | 124       | 102    | 126        | 109      | 259    | 131    | 27      |
| 1982..  | 168    | 111       | 131    | 180        | 57       | 325    | 198    | 19      |
| \$1,000, 1987..   | 270    | 582       | 1 391  | 324        | 501      | 5 467  | 2 458  | 2 091   |
| 1982..  | 308    | 508       | 2 350  | 685        | 157      | 6 056  | 2 396  | 86      |
| Feed for livestock and poultry ----- farms, 1987..  | 324    | 251       | 224    | 325        | 214      | 463    | 297    | 52      |
| 1982..  | 429    | 295       | 291    | 434        | 218      | 625    | 419    | 49      |
| \$1,000, 1987..   | 640    | 477       | 4 459  | 528        | 1 194    | 21 593 | 1 820  | 5 016   |
| 1982..  | 827    | 393       | 3 447  | 647        | 1 062    | 18 748 | 1 898  | 645     |
| Commercially mixed formula feeds ----- farms, 1987..  | 90     | 81        | 114    | 101        | 69       | 200    | 113    | 25      |
| 1982..  | 170    | 97        | 108    | 152        | 48       | 254    | 161    | 31      |
| \$1,000, 1987..   | 178    | 185       | 4 055  | 215        | 955      | 20 963 | 1 193  | 4 221   |
| 1982..  | 325    | 136       | 2 930  | 216        | 733      | 18 217 | 1 292  | 570     |
| Seeds, bulbs, plants, and trees ----- farms, 1987..   | 134    | 175       | 171    | 118        | 146      | 191    | 348    | 233     |
| 1982..  | 165    | 217       | 156    | 192        | 143      | 233    | 319    | 258     |
| \$1,000, 1987..   | 103    | 128       | 138    | 200        | 175      | 137    | 615    | 1 634   |
| 1982..  | 237    | 227       | 155    | 129        | 155      | 234    | 280    | 2 184   |
| Commercial fertilizer <sup>1</sup> ----- farms, 1987..  | 296    | 263       | 244    | 283        | 214      | 319    | 417    | 218     |
| 1982..  | 384    | 287       | 319    | 424        | 253      | 460    | 462    | 241     |
| \$1,000, 1987..   | 443    | 660       | 696    | 271        | 494      | 443    | 1 226  | 3 365   |
| 1982..  | 1 040  | 1 101     | 729    | 492        | 552      | 750    | 1 294  | 3 243   |
| Agricultural chemicals <sup>1</sup> ----- farms, 1987..   | 130    | 217       | 139    | 256        | 135      | 225    | 336    | 245     |
| 1982..  | 92     | 186       | 52     | 108        | 57       | 194    | 322    | 259     |
| \$1,000, 1987..   | 136    | 569       | 215    | 118        | 145      | 239    | 1 141  | 8 377   |
| 1982..  | 292    | 717       | 157    | 73         | 145      | 379    | 744    | 8 165   |
| Petroleum products ----- farms, 1987..  | 418    | 424       | 317    | 401        | 294      | 649    | 543    | 270     |
| 1982..  | 565    | 507       | 435    | 541        | 400      | 776    | 700    | 302     |
| \$1,000, 1987..   | 288    | 395       | 432    | 377        | 372      | 1 017  | 1 037  | 3 568   |
| 1982..  | 715    | 823       | 505    | 457        | 500      | 1 350  | 1 451  | 6 519   |
| Gasoline and gasohol ----- farms, 1987..  | 319    | 319       | 201    | 217        | 228      | 450    | 373    | 199     |
| 1982..  | 458    | 423       | 352    | 454        | 338      | 579    | 533    | 253     |
| \$1,000, 1987..   | 153    | 154       | 133    | 98         | 138      | 346    | 362    | 655     |
| 1982..  | 229    | 304       | 244    | 183        | 193      | 417    | 501    | 1 161   |
| Diesel fuel ----- farms, 1987..   | 280    | 265       | 273    | 245        | 214      | 444    | 485    | 246     |
| 1982..  | 400    | 319       | 274    | 347        | 347      | 440    | 432    | 249     |
| \$1,000, 1987..   | 108    | 188       | 166    | 156        | 147      | 244    | 549    | 2 352   |
| 1982..  | 382    | 401       | 159    | 118        | 250      | 369    | 770    | 3 924   |
| Natural gas ----- farms, 1987..   | 5      | 2         | 3      | 1          | 14       | 40     | 3      | 9       |
| 1982..  | 12     | 14        | 14     | 5          | -        | 33     | 3      | 5       |
| \$1,000, 1987..   | (Z)    | (D)       | (D)    | (D)        | 32       | 65     | 19     | 18      |
| 1982..  | 1      | (D)       | 4      | 4          | -        | (D)    | (D)    | 11      |
| LP gas, fuel oil, kerosene, motor oil,<br>grease, etc. ----- farms, 1987..                          | 208    | 247       | 205    | 205        | 195      | 483    | 341    | 235     |
| 1982..  | (NA)   | (NA)      | (NA)   | (NA)       | (NA)     | (NA)   | (NA)   | (NA)    |
| \$1,000, 1987..   | 27     | (D)       | (D)    | (D)        | 54       | 362    | 107    | 542     |
| 1982..  | 102    | (D)       | 97     | 152        | 57       | (D)    | (D)    | 1 423   |
| Electricity ----- farms, 1987..   | 129    | 142       | 166    | 135        | 84       | 343    | 294    | 194     |
| 1982..  | 220    | 136       | 213    | 221        | 143      | 327    | 292    | 216     |
| \$1,000, 1987..   | 39     | 46        | 136    | 53         | 42       | 584    | 184    | 741     |
| 1982..  | 62     | 39        | 101    | (D)        | (D)      | 321    | 234    | 841     |
| Hired farm labor ----- farms, 1987..  | 119    | 161       | 119    | 186        | 99       | 245    | 209    | 222     |
| 1982..  | 203    | 125       | 98     | 152        | 104      | 168    | 147    | 216     |
| \$1,000, 1987..   | 150    | 431       | 588    | 451        | 172      | 2 483  | 1 273  | 6 813   |
| 1982..  | 636    | 409       | 262    | 530        | 196      | 1 424  | 1 217  | 6 933   |
| Contract labor ----- farms, 1987..  | 45     | 32        | 64     | 57         | 17       | 61     | 55     | 62      |
| 1982..  | 4      | 15        | 17     | 40         | -        | 9      | 1      | 9       |
| \$1,000, 1987..   | 54     | 24        | 148    | 36         | 8        | 180    | 58     | 431     |
| 1982..  | 2      | 17        | 82     | 78         | -        | 7      | (D)    | 217     |
| Repair and maintenance ----- farms, 1987..  | 303    | 321       | 258    | 337        | 234      | 540    | 500    | 241     |
| \$1,000, 1987..   | 262    | 450       | 522    | 311        | 301      | 1 088  | 968    | 4 570   |
| Customwork, machine hire, and rental of<br>machinery and equipment <sup>2</sup> ----- farms, 1987.. | 90     | 92        | 72     | 80         | 68       | 95     | 110    | 154     |
| 1982..  | 142    | 110       | 99     | 82         | 75       | 141    | 122    | 110     |
| \$1,000, 1987..   | 137    | 118       | 76     | 44         | 89       | 120    | 146    | 1 732   |
| 1982..  | 219    | 94        | 139    | 82         | 99       | 96     | 173    | 1 723   |
| Interest paid <sup>3</sup> ----- farms, 1987..  | 158    | 179       | 144    | 117        | 93       | 339    | 270    | 161     |
| 1982..  | 169    | 149       | 103    | 129        | 114      | 255    | 262    | 238     |
| \$1,000, 1987..   | 471    | 873       | 921    | 281        | 340      | 1 277  | 1 102  | 2 652   |
| 1982..  | 1 300  | 731       | 860    | 372        | 362      | 1 174  | 1 421  | 7 476   |
| Interest paid on debt:<br>Secured by real estate ----- farms, 1987..                                | 99     | 108       | 118    | 88         | 89       | 294    | 169    | 80      |
| 1982..  | 328    | 715       | 857    | 190        | 305      | 1 020  | 856    | 1 474   |
| \$1,000, 1987..   | 76     | 103       | 45     | 38         | 20       | 138    | 149    | 117     |
| 1982..  | 143    | 158       | 64     | 91         | 34       | 257    | 247    | 1 178   |
| Cash rent ----- farms, 1987..   | 66     | 86        | 64     | 85         | 71       | 92     | 171    | 170     |
| 1982..  | 92     | 229       | 115    | 49         | 121      | 141    | 775    | 6 495   |
| \$1,000, 1987..   | 364    | 404       | 309    | 427        | 280      | 594    | 526    | 176     |
| 1982..  | 187    | 239       | 159    | 243        | 118      | 230    | 334    | 617     |
| All other farm production expenses ----- farms, 1987..  | 329    | 374       | 319    | 364        | 254      | 570    | 516    | 247     |
| \$1,000, 1987..   | 210    | 408       | 514    | 562        | 206      | 1 705  | 828    | 5 376   |

See footnotes at end of table.

**Table 3. Farm Production Expenses: 1987 and 1982—Con.**

[Data are based on a sample of farms. For meaning of abbreviations and symbols, see introductory text.]

| Item   | Lincoln | Lowndes | Madison | Marion | Marshall | Monroe | Montgomery | Neshoba |
|--|---------|---------|---------|--------|----------|--------|------------|---------|
| Total farm production expenses ----- farms, 1987..   | 547     | 372     | 502     | 574    | 554      | 540    | 307        | 721     |
| \$1,000, 1987..  | 10 630  | 8 073   | 19 332  | 7 801  | 14 289   | 14 343 | 6 539      | 20 326  |
| Average per farm ----- dollars, 1987..   | 19 434  | 21 701  | 38 510  | 13 591 | 25 793   | 26 561 | 21 299     | 28 191  |
| Livestock and poultry purchased ----- farms, 1987..  | 197     | 75      | 146     | 152    | 118      | 112    | 51         | 197     |
| 1982..   | 129     | 109     | 126     | 187    | 266      | 101    | 279        | 279     |
| \$1,000, 1987..  | 1 792   | 446     | 771     | 744    | 655      | 756    | 254        | 3 648   |
| 1982..   | 1 361   | 495     | 1 404   | 1 660  | 993      | 639    | 557        | 2 973   |
| Feed for livestock and poultry ----- farms, 1987..   | 395     | 183     | 324     | 387    | 301      | 302    | 152        | 515     |
| 1982..   | 456     | 217     | 313     | 494    | 460      | 390    | 262        | 646     |
| \$1,000, 1987..  | 3 029   | 404     | 777     | 2 297  | 1 554    | 1 372  | 526        | 10 154  |
| 1982..   | 3 381   | 356     | 834     | 3 646  | 2 378    | 1 202  | 566        | 7 744   |
| Commercially mixed formula feeds ----- farms, 1987..   | 197     | 64      | 116     | 119    | 54       | 64     | 78         | 237     |
| 1982..   | 145     | 61      | 88      | 151    | 186      | 160    | 73         | 256     |
| \$1,000, 1987..  | 1 959   | 121     | 182     | 1 486  | 647      | 455    | 213        | 9 593   |
| 1982..   | 1 887   | 125     | 261     | 2 761  | 1 454    | 602    | 336        | 7 077   |
| Seeds, bulbs, plants, and trees ----- farms, 1987..  | 178     | 182     | 280     | 257    | 308      | 320    | 217        | 184     |
| 1982..   | 231     | 258     | 294     | 272    | 343      | 420    | 144        | 208     |
| \$1,000, 1987..  | 124     | 494     | 857     | 105    | 531      | 801    | 254        | 75      |
| 1982..   | 307     | 584     | 1 011   | 199    | 672      | 778    | 255        | 186     |
| Commercial fertilizer <sup>1</sup> ----- farms, 1987..   | 353     | 240     | 354     | 379    | 354      | 410    | 239        | 524     |
| 1982..   | 440     | 294     | 372     | 538    | 450      | 515    | 209        | 600     |
| \$1,000, 1987..  | 786     | 910     | 2 001   | 893    | 1 684    | 1 898  | 869        | 787     |
| 1982..   | 1 322   | 2 216   | 3 081   | 976    | 2 068    | 2 294  | 777        | 968     |
| Agricultural chemicals <sup>1</sup> ----- farms, 1987..  | 196     | 195     | 271     | 214    | 279      | 325    | 234        | 236     |
| 1982..   | 116     | 216     | 188     | 147    | 272      | 363    | 107        | 97      |
| \$1,000, 1987..  | 142     | 858     | 2 440   | 142    | 1 759    | 1 804  | 980        | 75      |
| 1982..   | 316     | 1 065   | 3 172   | 179    | 1 494    | 1 472  | 802        | 107     |
| Petroleum products ----- farms, 1987..   | 520     | 330     | 491     | 563    | 522      | 539    | 307        | 701     |
| 1982..   | 633     | 479     | 607     | 715    | 675      | 712    | 374        | 864     |
| \$1,000, 1987..  | 534     | 779     | 1 521   | 545    | 1 069    | 1 360  | 578        | 743     |
| 1982..   | 780     | 1 376   | 2 131   | 739    | 1 984    | 2 029  | 856        | 876     |
| Gasoline and gasohol ----- farms, 1987..   | 366     | 202     | 343     | 420    | 329      | 296    | 236        | 478     |
| 1982..   | 519     | 312     | 468     | 559    | 433      | 539    | 326        | 713     |
| \$1,000, 1987..  | 203     | 240     | 533     | 218    | 366      | 522    | 328        | 327     |
| 1982..   | 331     | 449     | 605     | 302    | 624      | 725    | 244        | 367     |
| Diesel fuel ----- farms, 1987..  | 345     | 267     | 256     | 387    | 315      | 427    | 209        | 507     |
| 1982..   | 311     | 390     | 343     | 405    | 457      | 478    | 188        | 524     |
| \$1,000, 1987..  | 224     | 440     | 762     | 230    | 533      | 692    | 288        | 227     |
| 1982..   | 321     | 765     | 1 198   | 307    | 1 000    | 1 035  | 499        | 283     |
| Natural gas ----- farms, 1987..  | 7       | 2       | 17      | 26     | 23       | 8      | 8          | 39      |
| 1982..   | 5       | 7       | 33      | 11     | 10       | 6      | -          | 2       |
| \$1,000, 1987..  | 23      | (D)     | 42      | 27     | 11       | 7      | (D)        | 29      |
| 1982..   | (D)     | (D)     | (D)     | 7      | 6        | (D)    | -          | (D)     |
| LP gas, fuel oil, kerosene, motor oil, grease, etc. ----- farms, 1987..                          | 307     | 192     | 309     | 324    | 380      | 310    | 191        | 470     |
| 1982..   | (NA)    | (NA)    | (NA)    | (NA)   | (NA)     | (NA)   | (NA)       | (NA)    |
| \$1,000, 1987..  | 84      | (D)     | 185     | 70     | 159      | 139    | (D)        | 160     |
| 1982..   | (D)     | (D)     | (D)     | 124    | 354      | (D)    | 112        | (D)     |
| Electricity ----- farms, 1987..  | 197     | 135     | 203     | 199    | 196      | 256    | 105        | 303     |
| 1982..   | 202     | 203     | 146     | 218    | 252      | 349    | 173        | 284     |
| \$1,000, 1987..  | 237     | 87      | 142     | 200    | 181      | 179    | 62         | 351     |
| 1982..   | (D)     | (D)     | 111     | (D)    | 189      | 233    | (D)        | 193     |
| Hired farm labor ----- farms, 1987..   | 167     | 132     | 283     | 182    | 252      | 218    | 102        | 259     |
| 1982..   | 191     | 154     | 202     | 202    | 223      | 212    | 124        | 226     |
| \$1,000, 1987..  | 748     | 924     | 2 267   | 520    | 1 288    | 1 339  | 562        | 1 350   |
| 1982..   | 819     | 1 395   | 2 342   | 489    | 1 435    | 1 815  | 586        | 689     |
| Contract labor ----- farms, 1987..   | 89      | 27      | 92      | 29     | 18       | 41     | 34         | 89      |
| 1982..   | 69      | 16      | 29      | 50     | 2        | 14     | 14         | 26      |
| \$1,000, 1987..  | 123     | 66      | 176     | 50     | 210      | 86     | 128        | 160     |
| 1982..   | 428     | 34      | 114     | 41     | (D)      | 67     | 29         | 62      |
| Repair and maintenance ----- farms, 1987..   | 421     | 257     | 422     | 466    | 439      | 424    | 214        | 626     |
| \$1,000, 1987..  | 538     | 810     | 1 312   | 755    | 1 248    | 1 181  | 671        | 793     |
| Customwork, machine hire, and rental of machinery and equipment <sup>2</sup> ----- farms, 1987.. | 158     | 83      | 148     | 152    | 125      | 129    | 69         | 172     |
| 1982..   | 117     | 155     | 224     | 210    | 163      | 192    | 89         | 223     |
| \$1,000, 1987..  | 153     | 118     | 1 451   | 1 63   | 306      | 260    | 131        | 211     |
| 1982..   | 142     | 352     | 1 278   | 131    | 418      | 288    | 110        | 209     |
| Interest paid <sup>3</sup> ----- farms, 1987..   | 244     | 91      | 227     | 197    | 285      | 270    | 145        | 276     |
| 1982..   | 170     | 173     | 173     | 182    | 185      | 305    | 141        | 212     |
| \$1,000, 1987..  | 962     | 612     | 1 712   | 438    | 1 343    | 1 164  | 525        | 771     |
| 1982..   | 1 441   | 1 574   | 2 867   | 953    | 1 958    | 2 423  | 1 343      | 957     |
| Interest paid on debt:   |         |         |         |        |          |        |            |         |
| Secured by real estate ----- farms, 1987..   | 172     | 48      | 132     | 170    | 203      | 218    | 81         | 204     |
| \$1,000, 1987..  | 777     | 461     | 1 182   | 380    | 836      | 961    | 367        | 675     |
| Not secured by real estate ----- farms, 1987..   | 124     | 50      | 112     | 43     | 113      | 88     | 83         | 99      |
| \$1,000, 1987..  | 185     | 152     | 531     | 58     | 507      | 202    | 158        | 96      |
| Cash rent ----- farms, 1987..  | 138     | 111     | 142     | 102    | 151      | 176    | 74         | 131     |
| \$1,000, 1987..  | 192     | 532     | 1 837   | 113    | 1 007    | 799    | 368        | 151     |
| Property taxes paid ----- farms, 1987..  | 505     | 344     | 473     | 486    | 500      | 476    | 271        | 700     |
| \$1,000, 1987..  | 218     | 214     | 420     | 247    | 505      | 317    | 194        | 267     |
| All other farm production expenses ----- farms, 1987..   | 474     | 310     | 476     | 467    | 478      | 451    | 236        | 597     |
| \$1,000, 1987..  | 1 052   | 817     | 1 646   | 589    | 940      | 1 027  | 437        | 790     |

See footnotes at end of table.

**Table 3. Farm Production Expenses: 1987 and 1982—Con.**

[Data are based on a sample of farms. For meaning of abbreviations and symbols, see introductory text]

| Item  | Newton | Noxubee | Oktibbeha | Panola | Pearl River | Perry  | Pike   | Pontotoc |
|---|--------|---------|-----------|--------|-------------|--------|--------|----------|
| Total farm production expenses ----- farms, 1987--  | 599    | 449     | 355       | 643    | 584         | 218    | 483    | 604      |
| \$1,000, 1987--   | 25 525 | 16 981  | 6 670     | 18 789 | 12 863      | 7 302  | 10 379 | 8 792    |
| Average per farm ----- dollars, 1987--  | 42 613 | 37 819  | 18 788    | 29 220 | 22 026      | 33 495 | 21 489 | 14 556   |
| Livestock and poultry purchased ----- farms, 1987--   | 177    | 129     | 79        | 170    | 170         | 75     | 174    | 192      |
| 1982--  | 311    | 136     | 125       | 176    | 231         | 132    | 214    | 217      |
| \$1,000, 1987--   | 3 425  | 1 131   | 594       | 615    | 2 397       | 1 578  | 1 170  | 602      |
| 1982--  | 3 119  | 642     | 625       | 1 319  | 2 480       | 1 291  | 1 561  | 839      |
| Feed for livestock and poultry ----- farms, 1987--  | 454    | 239     | 224       | 400    | 386         | 142    | 332    | 299      |
| 1982--  | 603    | 393     | 270       | 558    | 506         | 210    | 436    | 434      |
| \$1,000, 1987--   | 13 449 | 2 447   | 1 299     | 592    | 2 011       | 3 362  | 2 835  | 1 230    |
| 1982--  | 12 388 | 2 159   | 1 959     | 1 089  | 2 639       | 2 998  | 4 816  | 2 552    |
| Commercially mixed formula feeds ----- farms, 1987--  | 175    | 144     | 122       | 135    | 153         | 64     | 163    | 149      |
| 1982--  | 243    | 134     | 100       | 171    | 218         | 64     | 250    | 166      |
| \$1,000, 1987--   | 12 304 | 929     | 779       | 98     | 896         | 3 137  | 1 400  | 977      |
| 1982--  | 10 863 | 1 038   | 1 198     | 293    | 1 345       | 2 769  | 3 199  | 1 582    |
| Seeds, bulbs, plants, and trees ----- farms, 1987--   | 180    | 274     | 112       | 324    | 196         | 78     | 201    | 353      |
| 1982--  | 238    | 255     | 159       | 381    | 226         | 130    | 245    | 400      |
| \$1,000, 1987--   | 197    | 1 009   | 157       | 706    | 309         | 63     | 176    | 473      |
| 1982--  | 211    | 1 096   | 296       | 1 190  | 375         | 134    | 334    | 655      |
| Commercial fertilizer <sup>1</sup> ----- farms, 1987--  | 356    | 279     | 231       | 432    | 454         | 112    | 290    | 438      |
| 1982--  | 474    | 380     | 250       | 443    | 560         | 191    | 445    | 597      |
| \$1,000, 1987--   | 986    | 2 093   | 476       | 2 088  | 1 134       | 258    | 861    | 1 219    |
| 1982--  | 973    | 3 619   | 726       | 3 463  | 1 530       | 417    | 1 153  | 1 765    |
| Agricultural chemicals <sup>1</sup> ----- farms, 1987--   | 214    | 229     | 100       | 357    | 267         | 53     | 184    | 391      |
| 1982--  | 81     | 251     | 134       | 319    | 189         | 38     | 156    | 472      |
| \$1,000, 1987--   | 371    | 1 279   | 206       | 3 163  | 573         | 82     | 120    | 932      |
| 1982--  | 304    | 1 650   | 614       | 3 817  | 429         | 143    | 324    | 1 403    |
| Petroleum products ----- farms, 1987--  | 563    | 427     | 339       | 625    | 558         | 212    | 453    | 596      |
| 1982--  | 751    | 545     | 449       | 817    | 706         | 308    | 594    | 803      |
| \$1,000, 1987--   | 771    | 1 187   | 441       | 1 769  | 681         | 271    | 532    | 779      |
| 1982--  | 1 199  | 2 125   | 935       | 3 289  | 794         | 435    | 895    | 1 900    |
| Gasoline and gasohol ----- farms, 1987--  | 476    | 284     | 221       | 452    | 321         | 121    | 280    | 359      |
| 1982--  | 607    | 452     | 311       | 720    | 557         | 242    | 463    | 572      |
| \$1,000, 1987--   | 236    | 293     | 157       | 574    | 194         | 109    | 206    | 271      |
| 1982--  | 362    | 621     | 321       | 787    | 284         | 139    | 375    | 607      |
| Diesel fuel ----- farms, 1987--   | 353    | 357     | 273       | 411    | 456         | 125    | 313    | 436      |
| 1982--  | 523    | 459     | 340       | 452    | 521         | 182    | 362    | 544      |
| \$1,000, 1987--   | 263    | 730     | 241       | 960    | 397         | 54     | 248    | 433      |
| 1982--  | 389    | 1 278   | 511       | 1 950  | 397         | 134    | 381    | 1 077    |
| Natural gas ----- farms, 1987--   | 10     | 1       | 2         | 12     | 7           | 2      | 20     | 15       |
| 1982--  | 24     | 1       | 3         | 3      | 2           | 2      | 25     | 6        |
| \$1,000, 1987--   | 38     | (D)     | (D)       | 9      | 2           | (D)    | 5      | 5        |
| 1982--  | 30     | (D)     | 2         | (D)    | (D)         | (D)    | 7      | 1        |
| LP gas, fuel oil, kerosene, motor oil,<br>grease, etc. ----- farms, 1987--                          | 358    | 283     | 190       | 368    | 300         | 134    | 288    | 328      |
| 1982--  | (NA)   | (NA)    | (NA)      | (NA)   | (NA)        | (NA)   | (NA)   | (NA)     |
| \$1,000, 1987--   | 235    | (D)     | (D)       | 226    | 89          | (D)    | 74     | 71       |
| 1982--  | 418    | (D)     | 101       | (D)    | (D)         | (D)    | 132    | 214      |
| Electricity ----- farms, 1987--   | 251    | 228     | 165       | 247    | 334         | 127    | 240    | 184      |
| 1982--  | 400    | 321     | 153       | 299    | 355         | 130    | 270    | 266      |
| \$1,000, 1987--   | 291    | 288     | 121       | 175    | 374         | 73     | 266    | 70       |
| 1982--  | 324    | 287     | 121       | 243    | 220         | 84     | 280    | 133      |
| Hired farm labor ----- farms, 1987--  | 218    | 192     | 114       | 282    | 140         | 79     | 177    | 170      |
| 1982--  | 268    | 242     | 223       | 361    | 247         | 63     | 200    | 179      |
| \$1,000, 1987--   | 1 629  | 1 583   | 706       | 2 133  | 755         | 415    | 1 008  | 398      |
| 1982--  | 981    | 1 616   | 1 088     | 2 963  | 580         | 179    | 1 075  | 719      |
| Contract labor ----- farms, 1987--  | 52     | 20      | 29        | 29     | 113         | 23     | 68     | 38       |
| 1982--  | 32     | 17      | 6         | 12     | 51          | 3      | 31     | 1        |
| \$1,000, 1987--   | 94     | 81      | 42        | 120    | 183         | 82     | 75     | 29       |
| 1982--  | 38     | 32      | 5         | 9      | 71          | 6      | 63     | (D)      |
| Repair and maintenance ----- farms, 1987--  | 472    | 329     | 265       | 489    | 458         | 168    | 351    | 445      |
| 1982--  | 828    | 1 354   | 534       | 1 622  | 797         | 298    | 700    | 763      |
| Customwork, machine hire, and rental of<br>machinery and equipment <sup>2</sup> ----- farms, 1987-- | 130    | 141     | 92        | 238    | 148         | 55     | 108    | 163      |
| 1982--  | 140    | 158     | 84        | 190    | 209         | 42     | 209    | 159      |
| \$1,000, 1987--   | 163    | 443     | 188       | 907    | 496         | 63     | 105    | 265      |
| 1982--  | 162    | 352     | 197       | 579    | 237         | 99     | 200    | 220      |
| Interest paid <sup>3</sup> ----- farms, 1987--  | 252    | 226     | 123       | 299    | 221         | 84     | 135    | 233      |
| 1982--  | 285    | 254     | 213       | 287    | 285         | 63     | 188    | 316      |
| \$1,000, 1987--   | 1 411  | 1 557   | 631       | 1 368  | 1 542       | 286    | 948    | 825      |
| 1982--  | 1 891  | 4 117   | 1 186     | 3 121  | 2 197       | 280    | 1 443  | 1 913    |
| Interest paid on debt:<br>Secured by real estate ----- farms, 1987--                                | 189    | 165     | 88        | 179    | 191         | 74     | 107    | 166      |
| 1982--  | 1 201  | 960     | 431       | 876    | 1 390       | 257    | 764    | 642      |
| Not secured by real estate ----- farms, 1987--  | 161    | 122     | 74        | 201    | 71          | 20     | 51     | 72       |
| 1982--  | 210    | 597     | 200       | 491    | 151         | 29     | 184    | 183      |
| Cash rent ----- farms, 1987--   | 126    | 141     | 83        | 161    | 51          | 12     | 74     | 141      |
| 1982--  | 189    | 737     | 238       | 1 555  | 237         | 22     | 262    | 474      |
| Property taxes paid ----- farms, 1987--   | 562    | 367     | 333       | 556    | 580         | 211    | 442    | 545      |
| 1982--  | 428    | 362     | 206       | 394    | 397         | 102    | 235    | 248      |
| All other farm production expenses ----- farms, 1987--  | 500    | 387     | 272       | 516    | 488         | 178    | 426    | 460      |
| 1982--  | 1 293  | 1 452   | 829       | 1 580  | 977         | 347    | 1 086  | 483      |

See footnotes at end of table.

**Table 3. Farm Production Expenses: 1987 and 1982—Con.**

[Data are based on a sample of farms. For meaning of abbreviations and symbols, see introductory text]

| Item  | Prentiss | Quitman | Rankin | Scott   | Sharkey | Simpson | Smith  | Stone  |
|---|----------|---------|--------|---------|---------|---------|--------|--------|
| Total farm production expenses ----- farms, 1987..  | 404      | 257     | 551    | 688     | 127     | 576     | 662    | 221    |
| \$1,000, 1987..   | 6 959    | 26 381  | 25 430 | 79 271  | 33 250  | 44 628  | 42 293 | 2 673  |
| Average per farm ----- dollars, 1987..  | 17 226   | 102 649 | 46 152 | 115 220 | 261 815 | 77 480  | 63 886 | 12 095 |
| Livestock and poultry purchased ----- farms, 1987..   | 99       | 18      | 231    | 343     | 4       | 217     | 285    | 46     |
| 1982..  | 133      | 3       | 254    | 391     | 6       | 200     | 342    | 87     |
| \$1,000, 1987..   | 1 092    | (D)     | 4 581  | 21 684  | (D)     | 7 205   | 6 735  | 365    |
| 1982..  | 354      | (D)     | 6 554  | 18 788  | 64      | 5 131   | 6 344  | 585    |
| Feed for livestock and poultry ----- farms, 1987..  | 210      | 27      | 376    | 519     | 8       | 406     | 487    | 165    |
| 1982..  | 282      | 34      | 457    | 681     | 30      | 464     | 590    | 163    |
| \$1,000, 1987..   | 1 100    | (D)     | 11 255 | 40 653  | 1 291   | 23 169  | 27 928 | 956    |
| 1982..  | 1 094    | 75      | 15 293 | 33 201  | 911     | 13 187  | 21 314 | 736    |
| Commercially mixed formula feeds ----- farms, 1987..  | 56       | 11      | 189    | 274     | 6       | 176     | 288    | 44     |
| 1982..  | 149      | 6       | 202    | 320     | 13      | 235     | 308    | 72     |
| \$1,000, 1987..   | 710      | 2       | 9 821  | 39 917  | 1 238   | 22 533  | 27 637 | 834    |
| 1982..  | 604      | 4       | 13 582 | 32 264  | 856     | 12 650  | 20 816 | 577    |
| Seeds, bulbs, plants, and trees ----- farms, 1987..   | 207      | 229     | 200    | 158     | 114     | 241     | 194    | 91     |
| 1982..  | 366      | 283     | 205    | 219     | 148     | 286     | 257    | 120    |
| \$1,000, 1987..   | 212      | 1 256   | 252    | 125     | 1 482   | 131     | 95     | 46     |
| 1982..  | 291      | 1 602   | 285    | 196     | 1 590   | 301     | 218    | 166    |
| Commercial fertilizer <sup>1</sup> ----- farms, 1987..  | 312      | 220     | 299    | 362     | 100     | 352     | 301    | 169    |
| 1982..  | 445      | 278     | 418    | 465     | 99      | 463     | 486    | 206    |
| \$1,000, 1987..   | 782      | 2 200   | 848    | 579     | 1 943   | 538     | 386    | 198    |
| 1982..  | 1 460    | 2 405   | 1 354  | 820     | 1 725   | 1 111   | 882    | 340    |
| Agricultural chemicals <sup>1</sup> ----- farms, 1987..   | 267      | 249     | 234    | 234     | 119     | 235     | 240    | 48     |
| 1982..  | 384      | 266     | 154    | 145     | 141     | 160     | 117    | 81     |
| \$1,000, 1987..   | 542      | 3 788   | 722    | 322     | 5 429   | 161     | 95     | 21     |
| 1982..  | 851      | 4 579   | 649    | 491     | 5 868   | 389     | 308    | 208    |
| Petroleum products ----- farms, 1987..  | 388      | 248     | 540    | 658     | 123     | 574     | 652    | 220    |
| 1982..  | 552      | 323     | 667    | 824     | 159     | 771     | 770    | 275    |
| \$1,000, 1987..   | 529      | 2 117   | 892    | 1 616   | 2 233   | 1 064   | 844    | 169    |
| 1982..  | 967      | 4 039   | 1 658  | 2 375   | 3 932   | 1 560   | 1 462  | 293    |
| Gasoline and gasohol ----- farms, 1987..  | 241      | 208     | 405    | 476     | 96      | 408     | 474    | 131    |
| 1982..  | 469      | 261     | 546    | 690     | 132     | 626     | 580    | 220    |
| \$1,000, 1987..   | 196      | 477     | 412    | 406     | 311     | 311     | 230    | 53     |
| 1982..  | 396      | 980     | 598    | 838     | 951     | 584     | 470    | 117    |
| Diesel fuel ----- farms, 1987..   | 333      | 217     | 382    | 472     | 107     | 358     | 495    | 159    |
| 1982..  | 372      | 221     | 423    | 472     | 138     | 485     | 529    | 168    |
| \$1,000, 1987..   | 277      | 1 358   | 383    | 451     | 1 498   | 342     | 225    | 94     |
| 1982..  | 476      | 2 158   | 551    | 585     | 2 250   | 518     | 406    | 126    |
| Natural gas ----- farms, 1987..   | 2        | 8       | 12     | 59      | 7       | 20      | 30     | 15     |
| 1982..  | 17       | 1       | 23     | 61      | 7       | 15      | 8      | 3      |
| \$1,000, 1987..   | (D)      | 16      | 29     | 267     | 14      | 171     | 43     | (Z)    |
| 1982..  | 2        | (D)     | 104    | 233     | 9       | 157     | 22     | (D)    |
| LP gas, fuel oil, kerosene, motor oil,<br>grease, etc. ----- farms, 1987..                          | 239      | 232     | 344    | 422     | 109     | 291     | 494    | 119    |
| 1982..  | (NA)     | (NA)    | (NA)   | (NA)    | (NA)    | (NA)    | (NA)   | (NA)   |
| \$1,000, 1987..   | (D)      | 265     | 199    | 486     | 316     | 241     | 346    | 22     |
| 1982..  | 93       | (D)     | 404    | 719     | 721     | 301     | 564    | (D)    |
| Electricity ----- farms, 1987..   | 135      | 170     | 358    | 312     | 94      | 222     | 451    | 72     |
| 1982..  | 213      | 226     | 291    | 374     | 110     | 366     | 296    | 86     |
| \$1,000, 1987..   | 86       | 274     | 298    | 897     | 309     | 759     | 375    | 124    |
| 1982..  | 90       | 353     | 469    | 883     | (D)     | 457     | 318    | 51     |
| Hired farm labor ----- farms, 1987..  | 119      | 192     | 227    | 265     | 96      | 190     | 320    | 56     |
| 1982..  | 168      | 238     | 173    | 289     | 116     | 266     | 231    | 77     |
| \$1,000, 1987..   | 360      | 3 508   | 1 758  | 3 581   | 4 709   | 2 684   | 1 428  | 118    |
| 1982..  | 399      | 3 589   | 1 475  | 2 708   | 4 845   | 1 496   | 723    | 218    |
| Contract labor ----- farms, 1987..  | 22       | 47      | 97     | 88      | 21      | 79      | 63     | 39     |
| 1982..  | 13       | 17      | 28     | 29      | 11      | 67      | 32     | 8      |
| \$1,000, 1987..   | 31       | 149     | 158    | 554     | (D)     | 622     | 446    | 37     |
| 1982..  | 5        | 237     | 58     | 93      | 53      | 26      | 28     | 2      |
| Repair and maintenance ----- farms, 1987..  | 288      | 239     | 437    | 553     | 105     | 461     | 563    | 161    |
| \$1,000, 1987..   | 477      | 2 373   | 1 058  | 3 714   | 3 027   | 1 295   | 941    | 112    |
| Customwork, machine hire, and rental of<br>machinery and equipment <sup>2</sup> ----- farms, 1987.. | 121      | 150     | 119    | 78      | 57      | 124     | 129    | 35     |
| 1982..  | 144      | 127     | 167    | 108     | 73      | 227     | 184    | 37     |
| \$1,000, 1987..   | 128      | 1 289   | 250    | 103     | 1 908   | 161     | 165    | (D)    |
| 1982..  | 104      | 682     | 237    | 116     | 964     | 197     | 189    | 70     |
| Interest paid <sup>3</sup> ----- farms, 1987..  | 146      | 157     | 197    | 337     | 84      | 199     | 286    | 83     |
| 1982..  | 196      | 247     | 214    | 344     | 136     | 211     | 315    | 93     |
| \$1,000, 1987..   | 670      | 1 415   | 1 034  | 2 030   | 1 546   | 1 773   | 1 241  | 197    |
| 1982..  | 965      | 3 654   | 1 675  | 2 972   | 3 847   | 1 522   | 1 296  | 340    |
| Interest paid on debt:<br>Secured by real estate ----- farms, 1987..                                | 115      | 74      | 124    | 256     | 43      | 161     | 232    | 82     |
| \$1,000, 1987..   | 558      | 783     | 793    | 1 761   | 946     | 1 408   | 1 049  | (D)    |
| Not secured by real estate ----- farms, 1987..  | 54       | 105     | 92     | 143     | 52      | 69      | 115    | 2      |
| \$1,000, 1987..   | 112      | 631     | 241    | 269     | 600     | 364     | 192    | (D)    |
| Cash rent ----- farms, 1987..   | 74       | 187     | 130    | 84      | 92      | 133     | 109    | 2      |
| \$1,000, 1987..   | 307      | 4 952   | 476    | 665     | 5 200   | 275     | 105    | (D)    |
| Property taxes paid ----- farms, 1987..   | 362      | 157     | 500    | 662     | 87      | 530     | 645    | 205    |
| \$1,000, 1987..   | 178      | 388     | 350    | 474     | 388     | 315     | 299    | 148    |
| All other farm production expenses ----- farms, 1987..  | 303      | 230     | 488    | 586     | 123     | 475     | 563    | 172    |
| \$1,000, 1987..   | 466      | 2 245   | 1 500  | 2 276   | 3 375   | 4 477   | 1 210  | 164    |

See footnotes at end of table.

**Table 3. Farm Production Expenses: 1987 and 1982—Con.**

[Data are based on a sample of farms. For meaning of abbreviations and symbols, see introductory text]

| Item   | Sunflower | Tallahatchie | Tate   | Tippah | Tishomingo | Tunica  | Union  | Walthall |
|--|-----------|--------------|--------|--------|------------|---------|--------|----------|
| Total farm production expenses ----- farms, 1987..   | 441       | 404          | 560    | 532    | 298        | 162     | 579    | 612      |
| ----- \$1,000, 1987..  | 68 558    | 44 386       | 15 284 | 5 730  | 2 182      | 36 912  | 8 385  | 11 972   |
| Average per farm ----- dollars, 1987..   | 155 460   | 109 866      | 27 293 | 10 771 | 7 321      | 227 853 | 14 481 | 19 563   |
| Livestock and poultry purchased ----- farms, 1987..  | 50        | 52           | 217    | 135    | 66         | 4       | 142    | 140      |
| ----- 1982..   | 19        | 49           | 252    | 167    | 110        | 9       | 207    | 277      |
| ----- \$1,000, 1987..  | 4 560     | 530          | 1 493  | 250    | 199        | 292     | 603    | 607      |
| ----- 1982..   | 265       | 353          | 1 082  | 681    | 329        | (D)     | 890    | 1 054    |
| Feed for livestock and poultry ----- farms, 1987..   | 77        | 99           | 366    | 300    | 156        | 24      | 282    | 414      |
| ----- 1982..   | 91        | 214          | 449    | 366    | 188        | 14      | 413    | 538      |
| ----- \$1,000, 1987..  | 8 623     | 941          | 2 401  | 843    | 216        | 1 588   | 1 257  | 3 229    |
| ----- 1982..   | 4 056     | 1 817        | 2 830  | 1 082  | 644        | 452     | 1 331  | 5 261    |
| Commercially mixed formula feeds ----- farms, 1987..   | 45        | 53           | 106    | 151    | 72         | 10      | 92     | 184      |
| ----- 1982..   | 31        | 73           | 167    | 144    | 34         | 13      | 169    | 211      |
| ----- \$1,000, 1987..  | 5 684     | 642          | 1 360  | 561    | 116        | 1 489   | 939    | 1 891    |
| ----- 1982..   | 3 079     | 1 052        | 2 047  | 635    | 180        | 41      | 979    | 3 295    |
| Seeds, bulbs, plants, and trees ----- farms, 1987..  | 388       | 298          | 296    | 275    | 157        | 146     | 355    | 261      |
| ----- 1982..   | 370       | 333          | 302    | 378    | 160        | 131     | 480    | 347      |
| ----- \$1,000, 1987..  | 1 828     | 1 716        | 565    | 303    | 106        | 1 488   | 342    | 228      |
| ----- 1982..   | 2 634     | 1 692        | 639    | 333    | 83         | 1 481   | 433    | 503      |
| Commercial fertilizer <sup>1</sup> ----- farms, 1987..   | 337       | 285          | 328    | 362    | 228        | 124     | 428    | 470      |
| ----- 1982..   | 352       | 282          | 384    | 454    | 290        | 112     | 557    | 587      |
| ----- \$1,000, 1987..  | 3 454     | 3 244        | 1 338  | 642    | 331        | 1 895   | 1 074  | 1 310    |
| ----- 1982..   | 4 383     | 3 226        | 1 819  | 872    | 460        | 1 633   | 1 369  | 1 833    |
| Agricultural chemicals <sup>1</sup> ----- farms, 1987..  | 389       | 299          | 284    | 230    | 150        | 148     | 382    | 258      |
| ----- 1982..   | 347       | 294          | 289    | 316    | 147        | 149     | 401    | 142      |
| ----- \$1,000, 1987..  | 9 075     | 8 983        | 1 367  | 437    | 150        | 4 769   | 902    | 274      |
| ----- 1982..   | 10 263    | 7 959        | 1 132  | 574    | 147        | 4 654   | 710    | 371      |
| Petroleum products ----- farms, 1987..   | 440       | 404          | 523    | 489    | 269        | 154     | 529    | 575      |
| ----- 1982..   | 446       | 472          | 648    | 680    | 364        | 170     | 734    | 782      |
| ----- \$1,000, 1987..  | 4 438     | 3 291        | 958    | 395    | 187        | 2 469   | 656    | 744      |
| ----- 1982..   | 8 057     | 5 381        | 1 932  | 1 401  | 359        | 3 955   | 1 318  | 1 438    |
| Gasoline and gasohol ----- farms, 1987..   | 312       | 274          | 362    | 302    | 136        | 121     | 391    | 396      |
| ----- 1982..   | 366       | 423          | 557    | 514    | 314        | 161     | 555    | 694      |
| ----- \$1,000, 1987..  | 886       | 810          | 337    | 117    | 58         | 503     | 233    | 304      |
| ----- 1982..   | 1 629     | 1 364        | 626    | 635    | 158        | 843     | 418    | 576      |
| Diesel fuel ----- farms, 1987..  | 401       | 324          | 354    | 315    | 224        | 145     | 354    | 436      |
| ----- 1982..   | 388       | 373          | 383    | 428    | 206        | 134     | 440    | 389      |
| ----- \$1,000, 1987..  | 2 810     | 2 062        | 459    | 219    | 101        | 1 575   | 345    | 352      |
| ----- 1982..   | 4 542     | 3 021        | 989    | 602    | 159        | 2 327   | 720    | 578      |
| Natural gas ----- farms, 1987..  | 35        | 13           | 13     | 16     | 6          | 22      | -      | 12       |
| ----- 1982..   | 14        | 7            | 13     | 1      | -          | 5       | -      | 5        |
| ----- \$1,000, 1987..  | 94        | 43           | 8      | 2      | (Z)        | 65      | -      | 2        |
| ----- 1982..   | 31        | 8            | 19     | (D)    | -          | 12      | -      | (D)      |
| LP gas, fuel oil, kerosene, motor oil, grease, etc. ----- farms, 1987..                          | 381       | 368          | 360    | 280    | 159        | 147     | 244    | 311      |
| ----- 1982..   | (NA)      | (NA)         | (NA)   | (NA)   | (NA)       | (NA)    | (NA)   | (NA)     |
| ----- \$1,000, 1987..  | 648       | 376          | 154    | 58     | 28         | 326     | 77     | 87       |
| ----- 1982..   | 1 856     | 989          | 298    | (D)    | (D)        | 773     | 180    | (D)      |
| Electricity ----- farms, 1987..  | 314       | 256          | 228    | 239    | 128        | 133     | 246    | 314      |
| ----- 1982..   | 323       | 252          | 299    | 262    | 133        | 143     | 332    | 312      |
| ----- \$1,000, 1987..  | 844       | 449          | 189    | 97     | 38         | 648     | 78     | 306      |
| ----- 1982..   | (D)       | 412          | 232    | 96     | 28         | 584     | 126    | 367      |
| Hired farm labor ----- farms, 1987..   | 281       | 241          | 181    | 145    | 101        | 113     | 189    | 182      |
| ----- 1982..   | 336       | 303          | 253    | 144    | 67         | 127     | 274    | 353      |
| ----- \$1,000, 1987..  | 8 552     | 6 209        | 1 445  | 430    | 85         | 5 233   | 587    | 1 281    |
| ----- 1982..   | 7 900     | 5 142        | 1 274  | 357    | 90         | 4 760   | 724    | 1 282    |
| Contract labor ----- farms, 1987..   | 104       | 39           | 68     | 70     | 15         | 25      | 13     | 60       |
| ----- 1982..   | 47        | 8            | 2      | 10     | 21         | 17      | 1      | 30       |
| ----- \$1,000, 1987..  | 675       | 333          | 220    | 62     | 9          | 194     | 26     | 107      |
| ----- 1982..   | 303       | 93           | (D)    | 11     | 22         | 47      | (D)    | 26       |
| Repair and maintenance ----- farms, 1987..   | 343       | 339          | 402    | 385    | 238        | 151     | 501    | 464      |
| ----- \$1,000, 1987..  | 4 669     | 4 216        | 1 053  | 364    | 232        | 2 750   | 710    | 968      |
| Customwork, machine hire, and rental of machinery and equipment <sup>2</sup> ----- farms, 1987.. | 277       | 180          | 164    | 173    | 85         | 101     | 153    | 221      |
| ----- 1982..   | 151       | 123          | 170    | 177    | 83         | 76      | 213    | 334      |
| ----- \$1,000, 1987..  | 4 859     | 2 185        | 510    | 125    | 95         | 2 039   | 272    | 258      |
| ----- 1982..   | 2 232     | 1 128        | 295    | 160    | 56         | 1 834   | 161    | 351      |
| Interest paid <sup>3</sup> ----- farms, 1987..   | 279       | 241          | 203    | 164    | 97         | 141     | 164    | 264      |
| ----- 1982..   | 334       | 261          | 219    | 198    | 87         | 105     | 299    | 192      |
| ----- \$1,000, 1987..  | 4 052     | 2 983        | 1 339  | 652    | 142        | 1 981   | 634    | 981      |
| ----- 1982..   | 9 126     | 6 952        | 1 807  | 1 016  | 111        | 3 499   | 1 234  | 1 115    |
| Interest paid on debt:   |           |              |        |        |            |         |        |          |
| Secured by real estate ----- farms, 1987..   | 139       | 133          | 165    | 114    | 54         | 73      | 98     | 223      |
| ----- \$1,000, 1987..  | 2 645     | 1 549        | 1 033  | 380    | 96         | 978     | 472    | 861      |
| Not secured by real estate ----- farms, 1987..   | 194       | 160          | 75     | 69     | 66         | 90      | 88     | 74       |
| ----- \$1,000, 1987..  | 1 406     | 1 434        | 305    | 273    | 46         | 1 003   | 162    | 120      |
| Cash rent ----- farms, 1987..  | 255       | 244          | 183    | 87     | 101        | 123     | 171    | 99       |
| ----- \$1,000, 1987..  | 6 620     | 4 986        | 907    | 453    | 114        | 6 604   | 500    | 198      |
| Property taxes paid ----- farms, 1987..  | 303       | 316          | 515    | 495    | 278        | 119     | 532    | 582      |
| ----- \$1,000, 1987..  | 825       | 559          | 361    | 277    | 88         | 356     | 248    | 185      |
| All other farm production expenses ----- farms, 1987..   | 417       | 380          | 487    | 380    | 229        | 158     | 472    | 539      |
| ----- \$1,000, 1987..  | 5 485     | 3 761        | 1 138  | 398    | 188        | 4 607   | 495    | 1 294    |

See footnotes at end of table.

**Table 3. Farm Production Expenses: 1987 and 1982—Con.**

[Data are based on a sample of farms. For meaning of abbreviations and symbols, see introductory text]

| Item   | Warren | Washington | Wayne  | Webster | Wilkinson | Winston | Yalobusha | Yazoo  |
|--|--------|------------|--------|---------|-----------|---------|-----------|--------|
| Total farm production expenses ----- farms, 1987 ..  | 222    | 394        | 470    | 300     | 216       | 547     | 299       | 568    |
| ..... \$1,000, 1987 ..   | 9 626  | 70 422     | 14 570 | 6 487   | 3 903     | 5 467   | 5 619     | 50 017 |
| Average per farm ----- dollars, 1987 ..  | 43 358 | 178 736    | 30 999 | 21 625  | 18 068    | 9 995   | 18 792    | 88 059 |
| Livestock and poultry purchased ----- farms, 1987 ..   | 60     | 33         | 130    | 47      | 59        | 134     | 44        | 163    |
| ..... 1982 ..  | 86     | 11         | 188    | 82      | 75        | 190     | 86        | 80     |
| ..... \$1,000, 1987 ..   | 257    | 1 608      | 2 165  | 229     | 338       | 616     | 57        | 1 112  |
| ..... 1982 ..  | 477    | 133        | 2 399  | 378     | 261       | 507     | 246       | 850    |
| Feed for livestock and poultry ----- farms, 1987 ..  | 123    | 57         | 316    | 164     | 111       | 385     | 166       | 328    |
| ..... 1982 ..  | 197    | 71         | 293    | 301     | 180       | 559     | 254       | 349    |
| ..... \$1,000, 1987 ..   | 340    | 9 967      | 8 301  | 485     | 721       | 1 625   | 320       | 3 650  |
| ..... 1982 ..  | 402    | 1 471      | 7 319  | 619     | 488       | 2 973   | 507       | 2 113  |
| Commercially mixed formula feeds ----- farms, 1987 ..  | 43     | 19         | 120    | 70      | 66        | 182     | 48        | 135    |
| ..... 1982 ..  | 66     | 23         | 118    | 112     | 32        | 179     | 77        | 99     |
| ..... \$1,000, 1987 ..   | 37     | 4 893      | 7 743  | 201     | 455       | 1 143   | 73        | 898    |
| ..... 1982 ..  | 162    | 746        | 6 991  | 265     | 316       | 2 086   | 322       | 990    |
| Seeds, bulbs, plants, and trees ----- farms, 1987 ..   | 92     | 336        | 153    | 179     | 91        | 188     | 148       | 286    |
| ..... 1982 ..  | 88     | 359        | 148    | 161     | 55        | 310     | 178       | 279    |
| ..... \$1,000, 1987 ..   | 378    | 2 303      | 106    | 232     | 80        | 102     | 263       | 1 662  |
| ..... 1982 ..  | 305    | 3 079      | 57     | 181     | 197       | 163     | 358       | 1 617  |
| Commercial fertilizer <sup>1</sup> ----- farms, 1987 ..  | 98     | 304        | 307    | 205     | 112       | 389     | 194       | 364    |
| ..... 1982 ..  | 119    | 306        | 285    | 264     | 106       | 564     | 183       | 323    |
| ..... \$1,000, 1987 ..   | 611    | 3 653      | 528    | 974     | 256       | 565     | 694       | 3 908  |
| ..... 1982 ..  | 669    | 4 269      | 341    | 812     | 558       | 737     | 1 023     | 3 692  |
| Agricultural chemicals <sup>1</sup> ----- farms, 1987 ..   | 103    | 321        | 137    | 178     | 74        | 151     | 159       | 305    |
| ..... 1982 ..  | 101    | 354        | 71     | 124     | 49        | 124     | 137       | 317    |
| ..... \$1,000, 1987 ..   | 1 887  | 9 746      | 110    | 971     | 108       | 166     | 755       | 8 420  |
| ..... 1982 ..  | 1 744  | 10 126     | 41     | 634     | 484       | 116     | 717       | 7 994  |
| Petroleum products ----- farms, 1987 ..  | 200    | 386        | 463    | 300     | 185       | 540     | 299       | 535    |
| ..... 1982 ..  | 280    | 444        | 491    | 388     | 263       | 729     | 375       | 600    |
| ..... \$1,000, 1987 ..   | 694    | 4 838      | 499    | 485     | 276       | 362     | 470       | 3 314  |
| ..... 1982 ..  | 945    | 7 704      | 549    | 805     | 511       | 653     | 745       | 5 339  |
| Gasoline and gasohol ----- farms, 1987 ..  | 144    | 254        | 276    | 241     | 109       | 245     | 238       | 422    |
| ..... 1982 ..  | 224    | 349        | 374    | 325     | 184       | 510     | 312       | 445    |
| ..... \$1,000, 1987 ..   | 167    | 959        | 185    | 151     | 91        | 126     | 185       | 854    |
| ..... 1982 ..  | 306    | 1 392      | 189    | 345     | 186       | 270     | 265       | 1 287  |
| Diesel fuel ----- farms, 1987 ..   | 116    | 353        | 349    | 200     | 149       | 443     | 154       | 426    |
| ..... 1982 ..  | 171    | 375        | 306    | 215     | 188       | 504     | 205       | 400    |
| ..... \$1,000, 1987 ..   | 460    | 3 031      | 175    | 283     | 136       | 188     | 221       | 1 913  |
| ..... 1982 ..  | 513    | 4 380      | 123    | 302     | 257       | 301     | 327       | 3 022  |
| Natural gas ----- farms, 1987 ..   | -      | 20         | 14     | -       | 1         | 2       | -         | 16     |
| ..... 1982 ..  | -      | 22         | 63     | 6       | 11        | 9       | 1         | 6      |
| ..... \$1,000, 1987 ..   | -      | 144        | 12     | -       | (D)       | (D)     | -         | 48     |
| ..... 1982 ..  | -      | (D)        | 29     | 1       | 17        | 2       | (D)       | 8      |
| LP gas, fuel oil, kerosene, motor oil,<br>grease, etc. ----- farms, 1987 ..                          | 111    | 350        | 288    | 176     | 92        | 267     | 184       | 381    |
| ..... 1982 ..  | (NA)   | (NA)       | (NA)   | (NA)    | (NA)      | (NA)    | (NA)      | (NA)   |
| ..... \$1,000, 1987 ..   | 67     | 703        | 128    | 51      | (D)       | (D)     | 64        | 499    |
| ..... 1982 ..  | 127    | (D)        | 208    | 157     | 50        | 81      | (D)       | 1 022  |
| Electricity ----- farms, 1987 ..   | 117    | 275        | 179    | 126     | 110       | 149     | 100       | 288    |
| ..... 1982 ..  | 97     | 284        | 154    | 161     | 44        | 279     | 93        | 272    |
| ..... \$1,000, 1987 ..   | 51     | 1 432      | 125    | 47      | (D)       | 90      | 54        | 573    |
| ..... 1982 ..  | 82     | (D)        | 97     | 38      | 39        | 149     | 51        | 505    |
| Hired farm labor ----- farms, 1987 ..  | 81     | 246        | 178    | 123     | 58        | 138     | 119       | 332    |
| ..... 1982 ..  | 109    | 295        | 131    | 174     | 105       | 200     | 102       | 329    |
| ..... \$1,000, 1987 ..   | 1 306  | 8 469      | 646    | 564     | 441       | 186     | 654       | 6 860  |
| ..... 1982 ..  | 986    | 7 954      | 340    | 416     | 472       | 369     | 574       | 6 024  |
| Contract labor ----- farms, 1987 ..  | 12     | 103        | 57     | 54      | 9         | 27      | 19        | 66     |
| ..... 1982 ..  | 11     | 58         | 12     | 13      | 20        | 41      | 9         | 28     |
| ..... \$1,000, 1987 ..   | 244    | 737        | 123    | 50      | (D)       | 19      | 21        | 421    |
| ..... 1982 ..  | 47     | 428        | 6      | 12      | 44        | 37      | 9         | 86     |
| Repair and maintenance ----- farms, 1987 ..  | 179    | 339        | 390    | 238     | 132       | 401     | 284       | 457    |
| ..... \$1,000, 1987 ..   | 952    | 4 804      | 621    | 448     | 328       | 476     | 495       | 4 196  |
| Customwork, machine hire, and rental of<br>machinery and equipment <sup>2</sup> ----- farms, 1987 .. | 57     | 199        | 74     | 57      | 77        | 122     | 82        | 236    |
| ..... 1982 ..  | 39     | 189        | 89     | 85      | 43        | 159     | 116       | 184    |
| ..... \$1,000, 1987 ..   | 515    | 2 686      | 38     | 154     | 78        | 86      | 214       | 2 451  |
| ..... 1982 ..  | 338    | 2 172      | 51     | 107     | 129       | 168     | 120       | 2 041  |
| Interest paid <sup>3</sup> ----- farms, 1987 ..  | 121    | 291        | 117    | 142     | 87        | 132     | 111       | 326    |
| ..... 1982 ..  | 81     | 360        | 120    | 126     | 77        | 187     | 97        | 294    |
| ..... \$1,000, 1987 ..   | 621    | 3 841      | 274    | 706     | 457       | 522     | 390       | 2 819  |
| ..... 1982 ..  | 967    | 9 066      | 477    | 540     | 1 674     | 1 119   | 648       | 4 916  |
| Interest paid on debt:   |        |            |        |         |           |         |           |        |
| Secured by real estate ----- farms, 1987 ..  | 61     | 145        | 80     | 84      | 68        | 103     | 91        | 169    |
| ..... \$1,000, 1987 ..   | 382    | 2 289      | 219    | 557     | 357       | 412     | 230       | 1 708  |
| Not secured by real estate ----- farms, 1987 ..  | 66     | 201        | 40     | 86      | 58        | 56      | 39        | 198    |
| ..... \$1,000, 1987 ..   | 239    | 1 652      | 55     | 150     | 99        | 110     | 160       | 1 111  |
| Cash rent ----- farms, 1987 ..   | 63     | 236        | 77     | 55      | 52        | 107     | 147       | 254    |
| ..... \$1,000, 1987 ..   | 845    | 7 882      | 38     | 390     | 151       | 137     | 519       | 5 602  |
| Property taxes paid ----- farms, 1987 ..   | 181    | 292        | 441    | 279     | 205       | 515     | 298       | 500    |
| ..... \$1,000, 1987 ..   | 175    | 818        | 200    | 163     | 144       | 159     | 166       | 741    |
| All other farm production expenses ----- farms, 1987 ..  | 200    | 370        | 384    | 275     | 187       | 436     | 269       | 524    |
| ..... \$1,000, 1987 ..   | 747    | 7 538      | 796    | 589     | 470       | 357     | 548       | 4 289  |

<sup>1</sup>Data for 1987 include cost of custom applications.

<sup>2</sup>Data for 1987 exclude cost of custom applications for commercial fertilizer and agricultural chemicals.

<sup>3</sup>Data for 1982 do not include imputation for item nonresponse.

**Table 4. Net Cash Return From Agricultural Sales, Government Payments, Other Farm-Related Income, and Commodity Credit Corporation Loans: 1987 and 1982**

[For meaning of abbreviations and symbols, see introductory text]

| Item  | Mississippi | Adams  | Alcorn | Amite  | Attala | Benton | Bolivar |
|---|-------------|--------|--------|--------|--------|--------|---------|
| <b>NET CASH RETURN</b>  |             |        |        |        |        |        |         |
| Net cash return from agricultural sales for the farm unit (see text) <sup>1</sup> ----- farms, 1987.. | 34 075      | 159    | 434    | 528    | 427    | 233    | 478     |
| ----- \$1,000, 1987..   | 332 280     | 2 050  | 714    | 2 411  | 1 649  | 1 142  | 14 067  |
| Average per farm -----dollars, 1987..   | 9 751       | 12 895 | 1 644  | 4 566  | 3 862  | 4 902  | 29 428  |
| Farms with net gains <sup>2</sup> -----number, 1987..   | 17 692      | 98     | 177    | 282    | 188    | 103    | 296     |
| ----- \$1,000, 1987..   | 411 953     | 2 186  | 1 595  | 3 914  | 2 499  | 1 501  | 16 238  |
| Average per farm -----dollars, 1987..   | 23 285      | 22 104 | 9 012  | 13 880 | 13 291 | 14 576 | 54 859  |
| Farms with net losses -----number, 1987..   | 16 383      | 61     | 257    | 246    | 239    | 130    | 182     |
| ----- \$1,000, 1987..   | 79 673      | 116    | 881    | 1 503  | 850    | 359    | 2 172   |
| Average per farm -----dollars, 1987..   | 4 863       | 1 899  | 3 430  | 6 111  | 3 556  | 2 763  | 11 931  |
| <b>GOVERNMENT PAYMENTS</b>  |             |        |        |        |        |        |         |
| Total received ----- farms, 1987..  | 7 821       | 21     | 168    | 48     | 92     | 86     | 363     |
| ----- \$1,000, 1987..   | 159 539     | 423    | 461    | 367    | 883    | 916    | 13 964  |
| Average per farm -----dollars, 1987..   | 20 399      | 20 164 | 2 741  | 7 656  | 9 593  | 10 652 | 38 468  |
| Amount received in cash ----- farms, 1987..   | 5 995       | 15     | 133    | 27     | 68     | 76     | 327     |
| ----- \$1,000, 1987..   | 91 417      | 213    | 207    | 217    | 541    | 623    | 8 116   |
| Value of commodity certificates received ----- farms, 1987..  | 6 291       | 18     | 130    | 36     | 77     | 70     | 316     |
| ----- \$1,000, 1987..   | 68 121      | 210    | 253    | 151    | 342    | 294    | 5 848   |
| <b>OTHER FARM-RELATED INCOME</b>  |             |        |        |        |        |        |         |
| Gross before taxes and expenses <sup>1</sup> ----- farms, 1987..                                      | 6 112       | 2      | 63     | 92     | 99     | 13     | 105     |
| ----- \$1,000, 1987..   | 35 214      | (D)    | 125    | 491    | 340    | 97     | 1 355   |
| Average per farm -----dollars, 1987..   | 5 761       | (D)    | 1 985  | 5 335  | 3 436  | 7 480  | 12 907  |
| Customwork and other agricultural services <sup>3</sup> ----- farms, 1987..                           | 2 041       | 1      | 11     | 26     | 37     | 10     | 41      |
| ----- 1982..  | 1 757       | 3      | 22     | 29     | 17     | 23     | 53      |
| ----- \$1,000, 1987..   | 10 929      | (D)    | 37     | 149    | 106    | 23     | 435     |
| ----- 1982..  | 9 177       | 8      | 47     | 73     | 44     | 65     | 622     |
| Rental of farmland ----- farms, 1987..  | 1 856       | 1      | 45     | 16     | 21     | 8      | 42      |
| ----- \$1,000, 1987..   | 11 274      | (D)    | 19     | 19     | 52     | (D)    | 647     |
| Sales of forest products and Christmas trees ----- farms, 1987..                                      | 1 585       | -      | 15     | 58     | 47     | 2      | 3       |
| ----- \$1,000, 1987..   | 7 612       | -      | 69     | 318    | 158    | (D)    | (D)     |
| Other farm-related income sources ----- farms, 1987..   | 1 638       | -      | -      | 29     | 6      | 10     | 36      |
| ----- \$1,000, 1987..   | 5 399       | -      | -      | 5      | 23     | (D)    | (D)     |
| <b>COMMODITY CREDIT CORPORATION LOANS</b>   |             |        |        |        |        |        |         |
| Total ----- farms, 1987..   | 2 035       | 2      | 38     | 1      | 21     | 23     | 161     |
| ----- 1982..  | 2 312       | 13     | 41     | 7      | 22     | 49     | 160     |
| ----- \$1,000, 1987..   | 86 435      | (D)    | 518    | (D)    | 405    | 221    | 11 457  |
| ----- 1982..  | 123 471     | 2 050  | 801    | 146    | 481    | 1 366  | 16 590  |
| Corn ----- farms, 1987..  | 388         | -      | 24     | -      | 9      | 13     | -       |
| ----- \$1,000, 1987..   | 3 906       | -      | 371    | -      | (D)    | 37     | -       |
| Wheat ----- farms, 1987..   | 159         | -      | 2      | -      | -      | 1      | 14      |
| ----- \$1,000, 1987..   | 1 019       | -      | (D)    | -      | -      | (D)    | 119     |
| Soybeans ----- farms, 1987..  | 292         | -      | 6      | 1      | -      | -      | 25      |
| ----- \$1,000, 1987..   | 10 322      | -      | 54     | (D)    | -      | -      | 1 678   |
| Sorghum, barley, and oats ----- farms, 1987..   | 364         | -      | 6      | -      | 1      | 2      | 10      |
| ----- \$1,000, 1987..   | 2 891       | -      | (D)    | -      | (D)    | (D)    | 59      |
| Cotton ----- farms, 1987..  | 929         | 2      | 13     | -      | 14     | 14     | 31      |
| ----- \$1,000, 1987..   | 37 421      | (D)    | 68     | -      | 333    | 146    | 498     |
| Peanuts, rye, rice, tobacco, and honey ----- farms, 1987..  | 463         | -      | -      | -      | -      | -      | 127     |
| ----- \$1,000, 1987..   | 30 876      | -      | -      | -      | -      | -      | 9 104   |

See footnotes at end of table.



**Table 4. Net Cash Return From Agricultural Sales, Government Payments, Other Farm-Related Income, and Commodity Credit Corporation Loans: 1987 and 1982—Con.**

[For meaning of abbreviations and symbols, see introductory text]

| Item  | Calhoun | Carroll | Chickasaw | Choctaw | Claiborne | Clarke | Clay   |
|---|---------|---------|-----------|---------|-----------|--------|--------|
| <b>NET CASH RETURN</b>  |         |         |           |         |           |        |        |
| Net cash return from agricultural sales for the farm unit (see text) <sup>1</sup> ..... |         |         |           |         |           |        |        |
| farms, 1987.....  | 419     | 431     | 447       | 228     | 218       | 352    | 392    |
| \$1,000, 1987.....  | 2 321   | 418     | 1 753     | 244     | 1 065     | 58     | 1 436  |
| Average per farm.....   | 5 540   | 971     | 3 921     | 1 069   | 4 884     | 164    | 3 664  |
| Farms with net gains <sup>2</sup> .....   |         |         |           |         |           |        |        |
| number, 1987.....   | 207     | 173     | 237       | 82      | 99        | 158    | 210    |
| \$1,000, 1987.....  | 3 651   | 3 295   | 3 234     | 627     | 1 513     | 514    | 2 724  |
| Average per farm.....   | 17 639  | 19 046  | 13 646    | 7 650   | 15 287    | 3 252  | 12 971 |
| Farms with net losses.....  |         |         |           |         |           |        |        |
| number, 1987.....   | 212     | 258     | 210       | 146     | 119       | 194    | 182    |
| \$1,000, 1987.....  | 1 330   | 2 877   | 1 481     | 384     | 449       | 456    | 1 287  |
| Average per farm.....   | 6 273   | 11 150  | 7 054     | 2 628   | 3 771     | 2 351  | 7 074  |
| <b>GOVERNMENT PAYMENTS</b>  |         |         |           |         |           |        |        |
| Total received.....   |         |         |           |         |           |        |        |
| farms, 1987.....  | 196     | 106     | 127       | 35      | 42        | 32     | 96     |
| \$1,000, 1987.....  | 2 269   | 1 482   | 741       | 200     | 456       | 58     | 523    |
| Average per farm.....   | 11 576  | 13 979  | 5 836     | 5 725   | 10 851    | 1 803  | 5 448  |
| Amount received in cash.....  |         |         |           |         |           |        |        |
| farms, 1987.....  | 149     | 83      | 70        | 23      | 23        | 20     | 60     |
| \$1,000, 1987.....  | 1 167   | 902     | 215       | 135     | 126       | 26     | 206    |
| Value of commodity certificates received.....   |         |         |           |         |           |        |        |
| farms, 1987.....  | 169     | 84      | 103       | 22      | 31        | 21     | 65     |
| \$1,000, 1987.....  | 1 102   | 580     | 526       | 66      | 330       | 32     | 315    |
| <b>OTHER FARM-RELATED INCOME</b>  |         |         |           |         |           |        |        |
| Gross before taxes and expenses <sup>1</sup> .....                                      |         |         |           |         |           |        |        |
| farms, 1987.....  | 89      | 90      | 110       | 35      | 55        | 73     | 59     |
| \$1,000, 1987.....  | 737     | 549     | 401       | 67      | 319       | 222    | 126    |
| Average per farm.....   | 8 284   | 6 099   | 3 642     | 1 915   | 5 798     | 3 041  | 2 128  |
| Customwork and other agricultural services <sup>3</sup> .....                           |         |         |           |         |           |        |        |
| farms, 1987.....  | 8       | 35      | 35        | 3       | 1         | 27     | 11     |
| 1982.....   | 21      | 18      | 36        | 11      | 11        | 14     | 19     |
| \$1,000, 1987.....  | (D)     | 151     | 137       | 17      | (D)       | 60     | 20     |
| 1982.....   | 69      | 83      | 146       | 17      | 96        | 10     | 82     |
| Rental of farmland.....   |         |         |           |         |           |        |        |
| farms, 1987.....  | 45      | 28      | 50        | -       | 6         | -      | 18     |
| \$1,000, 1987.....  | 270     | 68      | 83        | -       | (D)       | -      | 30     |
| Sales of forest products and Christmas trees.....                                       |         |         |           |         |           |        |        |
| farms, 1987.....  | 30      | 16      | 37        | 18      | 20        | 34     | 11     |
| \$1,000, 1987.....  | 233     | 201     | 180       | 8       | 228       | 156    | 66     |
| Other farm-related income sources.....  |         |         |           |         |           |        |        |
| farms, 1987.....  | 26      | 16      | 8         | 14      | 29        | 42     | 23     |
| \$1,000, 1987.....  | (D)     | 128     | 1         | 42      | 45        | 6      | 9      |
| <b>COMMODITY CREDIT CORPORATION LOANS</b>   |         |         |           |         |           |        |        |
| Total.....  |         |         |           |         |           |        |        |
| farms, 1987.....  | 60      | 18      | 22        | 1       | 7         | 1      | 9      |
| 1982.....   | 56      | 31      | 33        | 10      | 5         | 2      | 23     |
| \$1,000, 1987.....  | 1 025   | 423     | 432       | (D)     | 48        | (D)    | 332    |
| 1982.....   | 1 430   | 669     | 923       | 292     | 609       | (D)    | 608    |
| Corn.....   |         |         |           |         |           |        |        |
| farms, 1987.....  | 10      | 5       | 6         | -       | 6         | -      | 2      |
| \$1,000, 1987.....  | 73      | 84      | 202       | -       | (D)       | -      | (D)    |
| Wheat.....  |         |         |           |         |           |        |        |
| farms, 1987.....  | 8       | 5       | 2         | 1       | -         | -      | 1      |
| \$1,000, 1987.....  | 23      | (D)     | (D)       | (D)     | -         | -      | (D)    |
| Soybeans.....   |         |         |           |         |           |        |        |
| farms, 1987.....  | 2       | 2       | 9         | -       | -         | -      | 3      |
| \$1,000, 1987.....  | (D)     | (D)     | 184       | -       | -         | -      | (D)    |
| Sorghum, barley, and oats.....  |         |         |           |         |           |        |        |
| farms, 1987.....  | 33      | 6       | 8         | 1       | -         | -      | 2      |
| \$1,000, 1987.....  | 149     | 30      | 26        | (D)     | -         | -      | (D)    |
| Cotton.....   |         |         |           |         |           |        |        |
| farms, 1987.....  | 29      | 9       | 2         | 1       | 1         | 1      | -      |
| \$1,000, 1987.....  | 779     | 300     | (D)       | (D)     | (D)       | (D)    | -      |
| Peanuts, rye, rice, tobacco, and honey.....   |         |         |           |         |           |        |        |
| farms, 1987.....  | 1       | -       | -         | -       | -         | -      | 2      |
| \$1,000, 1987.....  | (D)     | -       | -         | -       | -         | -      | (D)    |

See footnotes at end of table.

**Table 4. Net Cash Return From Agricultural Sales, Government Payments, Other Farm-Related Income, and Commodity Credit Corporation Loans: 1987 and 1982—Con.**

[For meaning of abbreviations and symbols, see introductory text]

| Item   | Coahoma | Copiah | Covington | De Soto | Forrest | Franklin | George |
|--|---------|--------|-----------|---------|---------|----------|--------|
| <b>NET CASH RETURN</b>   |         |        |           |         |         |          |        |
| Net cash return from agricultural sales for the farm unit (see text) <sup>1</sup> ----- farms, 1987 .. | 237     | 556    | 464       | 502     | 279     | 171      | 340    |
| ----- \$1,000, 1987 ..   | 10 900  | 3 597  | 1 779     | 2 128   | 1 141   | 745      | 1 122  |
| Average per farm ----- dollars, 1987 ..  | 45 992  | 6 469  | 3 834     | 4 239   | 4 091   | 4 356    | 3 299  |
| Farms with net gains <sup>2</sup> ----- number, 1987 ..  | 179     | 293    | 279       | 191     | 124     | 75       | 113    |
| ----- \$1,000, 1987 ..   | 12 107  | 4 427  | 2 577     | 3 768   | 1 677   | 959      | 1 903  |
| Average per farm ----- dollars, 1987 ..  | 67 639  | 15 109 | 9 235     | 19 729  | 13 521  | 12 792   | 16 836 |
| Farms with net losses ----- number, 1987 ..  | 58      | 263    | 185       | 311     | 155     | 96       | 227    |
| ----- \$1,000, 1987 ..   | 1 207   | 830    | 798       | 1 640   | 535     | 215      | 781    |
| Average per farm ----- dollars, 1987 ..  | 20 816  | 3 157  | 4 311     | 5 274   | 3 453   | 2 235    | 3 440  |
| <b>GOVERNMENT PAYMENTS</b>   |         |        |           |         |         |          |        |
| Total received ----- farms, 1987 ..  | 187     | 47     | 49        | 101     | 16      | 14       | 33     |
| ----- \$1,000, 1987 ..   | 10 165  | 445    | 261       | 3 008   | 98      | 144      | 167    |
| Average per farm ----- dollars, 1987 ..  | 54 357  | 9 465  | 5 325     | 29 784  | 6 107   | 10 284   | 5 054  |
| Amount received in cash ----- farms, 1987 ..   | 177     | 21     | 15        | 77      | 5       | 12       | 21     |
| ----- \$1,000, 1987 ..   | 6 022   | 155    | 86        | 1 564   | 33      | 76       | 109    |
| Value of commodity certificates received ----- farms, 1987 ..  | 172     | 34     | 40        | 82      | 14      | 13       | 25     |
| ----- \$1,000, 1987 ..   | 4 143   | 290    | 175       | 1 445   | 65      | 68       | 58     |
| <b>OTHER FARM-RELATED INCOME</b>   |         |        |           |         |         |          |        |
| Gross before taxes and expenses <sup>1</sup> ----- farms, 1987 ..                                      | 22      | 127    | 70        | 108     | 39      | 37       | 42     |
| ----- \$1,000, 1987 ..   | 288     | 583    | 205       | 694     | (D)     | 129      | 196    |
| Average per farm ----- dollars, 1987 ..  | 13 110  | 4 592  | 2 927     | 6 430   | (D)     | 3 489    | 4 657  |
| Customwork and other agricultural services <sup>3</sup> ----- farms, 1987 ..                           | 14      | 50     | 16        | 39      | 2       | 1        | 27     |
| ----- 1982 ..  | 23      | 18     | 23        | 29      | 8       | 1        | 8      |
| ----- \$1,000, 1987 ..   | 157     | 99     | 60        | 240     | (D)     | (D)      | 127    |
| ----- 1982 ..  | 366     | 25     | 58        | 46      | 16      | (D)      | 22     |
| Rental of farmland ----- farms, 1987 ..  | 7       | 20     | 11        | 36      | -       | 1        | 4      |
| ----- \$1,000, 1987 ..   | 98      | 65     | 16        | 340     | -       | (D)      | 6      |
| Sales of forest products and Christmas trees ----- farms, 1987 ..                                      | -       | 49     | 22        | 7       | 15      | 30       | 17     |
| ----- \$1,000, 1987 ..   | -       | 366    | 110       | 6       | 12      | 66       | 25     |
| Other farm-related income sources ----- farms, 1987 ..   | 8       | 58     | 26        | 43      | 22      | 6        | 5      |
| ----- \$1,000, 1987 ..   | 34      | 53     | 18        | 109     | (D)     | (D)      | 38     |
| <b>COMMODITY CREDIT CORPORATION LOANS</b>  |         |        |           |         |         |          |        |
| Total ----- farms, 1987 ..   | 61      | 3      | 3         | 27      | 1       | 7        | 2      |
| ----- 1982 ..  | 75      | 6      | 13        | 24      | 2       | 5        | 4      |
| ----- \$1,000, 1987 ..   | 4 256   | (D)    | (D)       | 1 722   | (D)     | 177      | (D)    |
| ----- 1982 ..  | 5 236   | 153    | 250       | 1 529   | (D)     | 192      | (D)    |
| Corn ----- farms, 1987 ..  | 2       | 2      | 1         | 12      | 1       | 7        | -      |
| ----- (D), 1987 ..   | (D)     | (D)    | (D)       | 397     | (D)     | (D)      | -      |
| Wheat ----- farms, 1987 ..   | 9       | -      | 1         | 2       | -       | -        | -      |
| ----- (D), 1987 ..   | (D)     | -      | (D)       | (D)     | -       | -        | -      |
| Soybeans ----- farms, 1987 ..  | 7       | 1      | 2         | 3       | -       | -        | -      |
| ----- \$1,000, 1987 ..   | 569     | (D)    | (D)       | (D)     | -       | -        | -      |
| Sorghum, barley, and oats ----- farms, 1987 ..   | 15      | -      | -         | 4       | -       | -        | -      |
| ----- \$1,000, 1987 ..   | 165     | -      | -         | (D)     | -       | -        | -      |
| Cotton ----- farms, 1987 ..  | 34      | 2      | -         | 13      | -       | 1        | -      |
| ----- \$1,000, 1987 ..   | 2 169   | (D)    | -         | 1 000   | -       | (D)      | -      |
| Peanuts, rye, rice, tobacco, and honey ----- farms, 1987 ..  | 23      | -      | 1         | 4       | -       | -        | 2      |
| ----- \$1,000, 1987 ..   | 1 258   | -      | (D)       | (D)     | -       | -        | (D)    |

See footnotes at end of table.

**Table 4. Net Cash Return From Agricultural Sales, Government Payments, Other Farm-Related Income, and Commodity Credit Corporation Loans: 1987 and 1982—Con.**

[For meaning of abbreviations and symbols, see introductory text]

| Item  | Greene | Grenada | Hancock | Harrison | Hinds  | Holmes | Humphreys |
|---|--------|---------|---------|----------|--------|--------|-----------|
| <b>NET CASH RETURN</b>  |        |         |         |          |        |        |           |
| Net cash return from agricultural sales for the farm unit (see text) <sup>1</sup> ----- farms, 1987-- | 309    | 233     | 208     | 238      | 799    | 420    | 325       |
| ----- \$1,000, 1987--   | 1 286  | 1 602   | -219    | 328      | 5 838  | 10 561 | 13 774    |
| Average per farm -----dollars, 1987--   | 4 162  | 6 874   | -1 053  | 1 379    | 7 306  | 25 146 | 42 382    |
| Farms with net gains <sup>2</sup> ----- number, 1987--  | 149    | 108     | 47      | 97       | 396    | 257    | 199       |
| ----- \$1,000, 1987--   | 1 607  | 1 938   | 540     | 640      | 7 669  | 11 472 | 15 304    |
| Average per farm -----dollars, 1987--   | 10 787 | 17 943  | 11 493  | 6 596    | 19 365 | 44 636 | 76 906    |
| Farms with net losses ----- number, 1987--  | 160    | 125     | 161     | 141      | 403    | 163    | 126       |
| ----- \$1,000, 1987--   | 321    | 336     | 759     | 312      | 1 831  | 910    | 1 530     |
| Average per farm -----dollars, 1987--   | 2 008  | 2 689   | 4 715   | 2 210    | 4 543  | 5 584  | 12 145    |
| <b>GOVERNMENT PAYMENTS</b>  |        |         |         |          |        |        |           |
| Total received ----- farms, 1987--  | 17     | 63      | 10      | 4        | 89     | 174    | 185       |
| ----- \$1,000, 1987--   | 49     | 768     | 25      | 8        | 1 630  | 7 142  | 6 632     |
| Average per farm -----dollars, 1987--   | 2 869  | 12 195  | 2 543   | 1 983    | 18 317 | 41 044 | 35 848    |
| Amount received in cash ----- farms, 1987--   | 12     | 53      | 8       | 2        | 55     | 151    | 167       |
| ----- \$1,000, 1987--   | 32     | 497     | (D)     | (D)      | 881    | 4 616  | 3 774     |
| Value of commodity certificates received ----- farms, 1987--  | 12     | 51      | 3       | 2        | 75     | 151    | 161       |
| ----- \$1,000, 1987--   | 17     | 271     | (D)     | (D)      | 749    | 2 528  | 2 858     |
| <b>OTHER FARM-RELATED INCOME</b>  |        |         |         |          |        |        |           |
| Gross before taxes and expenses <sup>1</sup> ----- farms, 1987--                                      | 56     | 72      | 41      | 45       | 129    | 41     | 92        |
| ----- \$1,000, 1987--   | 280    | 464     | 199     | 94       | 424    | 510    | 1 737     |
| Average per farm -----dollars, 1987--   | 4 997  | 6 440   | 4 846   | 2 088    | 3 286  | 12 449 | 18 885    |
| Customwork and other agricultural services <sup>3</sup> ----- farms, 1987--                           | 25     | 37      | 21      | 12       | 59     | 14     | 45        |
| ----- 1982--  | 10     | 11      | 5       | 11       | 35     | 30     | 39        |
| ----- \$1,000, 1987--   | 72     | 331     | 30      | 43       | 86     | 152    | 459       |
| ----- 1982--  | 8      | 32      | 39      | 26       | 133    | 316    | 461       |
| Rental of farmland ----- farms, 1987--  | 1      | 25      | 8       | 4        | 32     | 12     | 20        |
| ----- \$1,000, 1987--   | (D)    | 87      | (D)     | 11       | 192    | (D)    | 536       |
| Sales of forest products and Christmas trees ----- farms, 1987--                                      | 31     | 8       | 13      | 10       | 40     | 2      | -         |
| ----- \$1,000, 1987--   | 206    | (D)     | 27      | 3        | 140    | (D)    | -         |
| Other farm-related income sources ----- farms, 1987--   | 5      | 5       | 12      | 29       | 30     | 22     | 42        |
| ----- \$1,000, 1987--   | (D)    | (D)     | (D)     | 38       | 6      | 202    | 743       |
| <b>COMMODITY CREDIT CORPORATION LOANS</b>   |        |         |         |          |        |        |           |
| Total ----- farms, 1987--   | 3      | 21      | -       | 1        | 14     | 47     | 50        |
| ----- 1982--  | 1      | 30      | 1       | -        | 17     | 58     | 87        |
| ----- \$1,000, 1987--   | (D)    | 311     | -       | (D)      | 284    | 3 017  | 2 576     |
| ----- 1982--  | (D)    | 2 385   | (D)     | -        | 869    | 2 858  | 6 210     |
| Corn ----- farms, 1987--  | 2      | 2       | -       | -        | 2      | 9      | 1         |
| ----- \$1,000, 1987--   | (D)    | (D)     | -       | -        | (D)    | 85     | (D)       |
| Wheat ----- farms, 1987--   | -      | 1       | -       | -        | 1      | -      | 3         |
| ----- \$1,000, 1987--   | -      | (D)     | -       | -        | (D)    | -      | (D)       |
| Soybeans ----- farms, 1987--  | -      | 1       | -       | -        | 2      | 3      | 4         |
| ----- \$1,000, 1987--   | -      | (D)     | -       | -        | (D)    | 77     | (D)       |
| Sorghum, barley, and oats ----- farms, 1987--   | -      | 2       | -       | -        | -      | 8      | 6         |
| ----- \$1,000, 1987--   | -      | (D)     | -       | -        | -      | 85     | 21        |
| Cotton ----- farms, 1987--  | -      | 15      | -       | -        | 10     | 29     | 26        |
| ----- \$1,000, 1987--   | -      | 219     | -       | -        | 245    | 2 531  | 1 167     |
| Peanuts, rye, rice, tobacco, and honey ----- farms, 1987--  | 1      | 2       | -       | 1        | 1      | 3      | 19        |
| ----- \$1,000, 1987--   | (D)    | (D)     | -       | (D)      | (D)    | 240    | 1 249     |

See footnotes at end of table.

**Table 4. Net Cash Return From Agricultural Sales, Government Payments, Other Farm-Related Income, and Commodity Credit Corporation Loans: 1987 and 1982—Con.**

[For meaning of abbreviations and symbols, see introductory text]

| Item   | Issaquena | Itawamba | Jackson | Jasper | Jefferson | Jefferson Davis | Jones  |
|--|-----------|----------|---------|--------|-----------|-----------------|--------|
| <b>NET CASH RETURN</b>   |           |          |         |        |           |                 |        |
| Net cash return from agricultural sales for the farm unit (see text) <sup>1</sup> ----- farms, 1987 .. | 107       | 453      | 206     | 423    | 234       | 408             | 800    |
| ----- \$1,000, 1987 ..   | 3 778     | 2 689    | 560     | 1 895  | 125       | 1 119           | 12 260 |
| Average per farm ----- dollars, 1987 ..  | 35 312    | 5 937    | 2 719   | 4 481  | 534       | 2 743           | 15 326 |
| Farms with net gains <sup>2</sup> ----- number, 1987 ..  | 71        | 263      | 55      | 244    | 86        | 260             | 450    |
| ----- \$1,000, 1987 ..   | 4 004     | 3 271    | 900     | 2 492  | 674       | 1 663           | 13 851 |
| Average per farm ----- dollars, 1987 ..  | 56 392    | 12 436   | 16 359  | 10 214 | 7 833     | 6 398           | 30 781 |
| Farms with net losses ----- number, 1987 ..  | 36        | 190      | 151     | 179    | 148       | 148             | 350    |
| ----- \$1,000, 1987 ..   | 225       | 581      | 340     | 597    | 549       | 544             | 1 591  |
| Average per farm ----- dollars, 1987 ..  | 6 264     | 3 060    | 2 249   | 3 334  | 3 707     | 3 678           | 4 545  |
| <b>GOVERNMENT PAYMENTS</b>   |           |          |         |        |           |                 |        |
| Total received ----- farms, 1987 ..  | 68        | 111      | 12      | 65     | 27        | 42              | 47     |
| ----- \$1,000, 1987 ..   | 2 462     | 380      | 43      | 334    | 270       | 157             | 408    |
| Average per farm ----- dollars, 1987 ..  | 36 212    | 3 427    | 3 591   | 5 143  | 10 000    | 3 749           | 8 682  |
| Amount received in cash ----- farms, 1987 ..   | 61        | 67       | 10      | 39     | 11        | 25              | 31     |
| ----- \$1,000, 1987 ..   | 1 504     | 191      | 19      | 216    | 136       | 57              | 327    |
| Value of commodity certificates received ----- farms, 1987 ..  | 59        | 89       | 4       | 40     | 24        | 28              | 23     |
| ----- \$1,000, 1987 ..   | 959       | 189      | 24      | 118    | 134       | 100             | 81     |
| <b>OTHER FARM-RELATED INCOME</b>   |           |          |         |        |           |                 |        |
| Gross before taxes and expenses <sup>1</sup> ----- farms, 1987 ..                                      | 25        | 43       | 14      | 86     | 58        | 88              | 101    |
| ----- \$1,000, 1987 ..   | 235       | 268      | 4       | 215    | 490       | 134             | 452    |
| Average per farm ----- dollars, 1987 ..  | 9 408     | 6 236    | 300     | 2 496  | 8 457     | 1 525           | 4 478  |
| Customwork and other agricultural services <sup>3</sup> ----- farms, 1987 ..                           | 10        | 36       | 14      | 7      | 7         | 13              | 32     |
| ----- 1982 ..  | 12        | 14       | 7       | 14     | 8         | 13              | 27     |
| ----- \$1,000, 1987 ..   | 37        | 263      | 4       | (Z)    | 33        | 42              | 237    |
| ----- 1982 ..  | 62        | 34       | 5       | 31     | 24        | 28              | 79     |
| Rental of farmland ----- farms, 1987 ..  | 12        | 1        | -       | 21     | 2         | 19              | 27     |
| ----- \$1,000, 1987 ..   | 144       | (D)      | -       | 18     | (D)       | 10              | (D)    |
| Sales of forest products and Christmas trees ----- farms, 1987 ..                                      | -         | 6        | -       | 48     | 19        | 35              | 45     |
| ----- \$1,000, 1987 ..   | -         | (D)      | -       | 188    | 237       | 79              | 89     |
| Other farm-related income sources ----- farms, 1987 ..   | 9         | -        | -       | 19     | 30        | 24              | 32     |
| ----- \$1,000, 1987 ..   | 54        | -        | -       | 8      | (D)       | 4               | (D)    |
| <b>COMMODITY CREDIT CORPORATION LOANS</b>  |           |          |         |        |           |                 |        |
| Total ----- farms, 1987 ..   | 19        | 26       | 7       | 4      | 2         | 2               | 4      |
| ----- 1982 ..  | 22        | 21       | 2       | 3      | 5         | 7               | 8      |
| ----- \$1,000, 1987 ..   | 1 344     | 255      | 212     | (D)    | (D)       | (D)             | (D)    |
| ----- 1982 ..  | 1 829     | 387      | (D)     | (D)    | 231       | 137             | 106    |
| Corn ----- farms, 1987 ..  | -         | 11       | -       | 4      | 2         | -               | -      |
| ----- \$1,000, 1987 ..   | -         | (D)      | -       | (D)    | (D)       | -               | -      |
| Wheat ----- farms, 1987 ..   | 3         | -        | -       | -      | -         | 1               | -      |
| ----- \$1,000, 1987 ..   | (D)       | -        | -       | -      | -         | (D)             | -      |
| Soybeans ----- farms, 1987 ..  | 6         | 4        | -       | -      | -         | 1               | -      |
| ----- \$1,000, 1987 ..   | 419       | 57       | -       | -      | -         | (D)             | -      |
| Sorghum, barley, and oats ----- farms, 1987 ..   | 3         | 1        | -       | -      | -         | -               | -      |
| ----- \$1,000, 1987 ..   | (D)       | (D)      | -       | -      | -         | -               | -      |
| Cotton ----- farms, 1987 ..  | 6         | 14       | -       | -      | -         | -               | -      |
| ----- \$1,000, 1987 ..   | 316       | 155      | -       | -      | -         | -               | -      |
| Peanuts, rye, rice, tobacco, and honey ----- farms, 1987 ..  | 4         | -        | 7       | -      | -         | -               | 4      |
| ----- \$1,000, 1987 ..   | 490       | -        | 212     | -      | -         | -               | (D)    |

See footnotes at end of table.

**Table 4. Net Cash Return From Agricultural Sales, Government Payments, Other Farm-Related Income, and Commodity Credit Corporation Loans: 1987 and 1982—Con.**

[For meaning of abbreviations and symbols, see introductory text]

| Item  | Kemper | Lafayette | Lamar  | Lauderdale | Lawrence | Leake  | Lee    | Leflore |
|---|--------|-----------|--------|------------|----------|--------|--------|---------|
| <b>NET CASH RETURN</b>  |        |           |        |            |          |        |        |         |
| Net cash return from agricultural sales for the farm unit (see text) <sup>1</sup> ----- farms, 1987-- | 431    | 447       | 337    | 449        | 303      | 659    | 568    | 281     |
| ----- \$1,000, 1987--   | 424    | 1 259     | 1 993  | -206       | 733      | 10 041 | 1 571  | 14 835  |
| Average per farm ----- dollars, 1987--  | 984    | 2 816     | 5 913  | -459       | 2 419    | 15 237 | 2 765  | 52 795  |
| Farms with net gains <sup>2</sup> ----- number, 1987--  | 205    | 219       | 158    | 174        | 130      | 405    | 293    | 210     |
| ----- \$1,000, 1987--   | 1 051  | 2 255     | 2 602  | 800        | 1 402    | 11 010 | 2 947  | 15 831  |
| Average per farm ----- dollars, 1987--  | 5 129  | 10 295    | 16 467 | 4 599      | 10 787   | 27 185 | 10 057 | 75 387  |
| Farms with net losses ----- number, 1987--  | 226    | 228       | 179    | 275        | 173      | 254    | 275    | 71      |
| ----- \$1,000, 1987--   | 628    | 996       | 609    | 1 006      | 669      | 969    | 1 376  | 996     |
| Average per farm ----- dollars, 1987--  | 2 777  | 4 368     | 3 403  | 3 660      | 3 870    | 3 814  | 5 004  | 14 027  |
| <b>GOVERNMENT PAYMENTS</b>  |        |           |        |            |          |        |        |         |
| Total received ----- farms, 1987--  | 61     | 95        | 27     | 33         | 30       | 62     | 132    | 195     |
| ----- \$1,000, 1987--   | 187    | 818       | 72     | 88         | 136      | 349    | 584    | 9 467   |
| Average per farm ----- dollars, 1987--  | 3 072  | 8 611     | 2 662  | 2 653      | 4 538    | 5 634  | 4 423  | 48 550  |
| Amount received in cash ----- farms, 1987--   | 32     | 74        | 12     | 24         | 27       | 46     | 96     | 186     |
| ----- \$1,000, 1987--   | 49     | 523       | 27     | 45         | 64       | 204    | 252    | 5 748   |
| Value of commodity certificates received ----- farms, 1987--  | 40     | 84        | 19     | 12         | 11       | 49     | 101    | 172     |
| ----- \$1,000, 1987--   | 138    | 295       | 45     | 43         | 72       | 145    | 332    | 3 719   |
| <b>OTHER FARM-RELATED INCOME</b>  |        |           |        |            |          |        |        |         |
| Gross before taxes and expenses <sup>1</sup> ----- farms, 1987--                                      | 59     | 117       | 63     | 58         | 46       | 70     | 78     | 86      |
| ----- \$1,000, 1987--   | 140    | 508       | 259    | 117        | 168      | 191    | 222    | 761     |
| Average per farm ----- dollars, 1987--  | 2 371  | 4 338     | 4 119  | 2 020      | 3 647    | 2 731  | 2 848  | 8 853   |
| Customwork and other agricultural services <sup>3</sup> ----- farms, 1987--                           | 21     | 32        | 10     | 18         | 15       | 18     | 19     | 26      |
| ----- 1982--  | 24     | 18        | 21     | 28         | 13       | 13     | 21     | 49      |
| ----- \$1,000, 1987--   | 43     | (D)       | 49     | 10         | 68       | 116    | (D)    | 230     |
| ----- 1982--  | 87     | 30        | 67     | 54         | 21       | 15     | 79     | 849     |
| Rental of farmland ----- farms, 1987--  | 4      | 43        | 18     | -          | 4        | 24     | 59     | 10      |
| ----- \$1,000, 1987--   | 2      | 159       | (D)    | -          | 14       | (D)    | 115    | 166     |
| Sales of forest products and Christmas trees ----- farms, 1987--                                      | 18     | 43        | 16     | 27         | 17       | 16     | -      | 12      |
| ----- \$1,000, 1987--   | 90     | 170       | (D)    | 93         | 81       | 16     | -      | 137     |
| Other farm-related income sources ----- farms, 1987--   | 17     | 12        | 28     | 27         | 10       | 13     | 24     | 49      |
| ----- \$1,000, 1987--   | 4      | (D)       | 108    | 14         | 5        | (D)    | (D)    | 228     |
| <b>COMMODITY CREDIT CORPORATION LOANS</b>   |        |           |        |            |          |        |        |         |
| Total ----- farms, 1987--   | 7      | 28        | 3      | 2          | 8        | 8      | 25     | 77      |
| ----- 1982--  | 14     | 28        | 10     | -          | 7        | 14     | 24     | 82      |
| ----- \$1,000, 1987--   | (D)    | 456       | (D)    | (D)        | 32       | 94     | 352    | 5 848   |
| ----- 1982--  | 382    | 443       | 94     | -          | 107      | 276    | 497    | 7 430   |
| Corn ----- farms, 1987--  | 4      | 13        | 2      | 1          | 6        | 1      | 14     | 4       |
| ----- \$1,000, 1987--   | (Z)    | 99        | (D)    | (D)        | (D)      | (D)    | 136    | (D)     |
| Wheat ----- farms, 1987--   | 2      | -         | 3      | 1          | -        | -      | 4      | 2       |
| ----- \$1,000, 1987--   | (D)    | -         | (D)    | (D)        | (D)      | -      | 8      | (D)     |
| Soybeans ----- farms, 1987--  | 1      | 3         | 2      | -          | 1        | 2      | 11     | 8       |
| ----- \$1,000, 1987--   | (D)    | (D)       | (D)    | -          | (D)      | (D)    | 168    | 316     |
| Sorghum, barley, and oats ----- farms, 1987--   | -      | 5         | 2      | -          | -        | -      | 2      | 21      |
| ----- \$1,000, 1987--   | -      | (D)       | (D)    | -          | -        | -      | (D)    | 149     |
| Cotton ----- farms, 1987--  | -      | 16        | -      | -          | -        | 5      | 3      | 36      |
| ----- \$1,000, 1987--   | -      | 321       | -      | -          | -        | 79     | (D)    | 3 423   |
| Peanuts, rye, rice, tobacco, and honey ----- farms, 1987--  | -      | -         | -      | -          | -        | 1      | -      | 29      |
| ----- \$1,000, 1987--   | -      | -         | -      | -          | -        | (D)    | -      | 1 947   |

See footnotes at end of table.

**Table 4. Net Cash Return From Agricultural Sales, Government Payments, Other Farm-Related Income, and Commodity Credit Corporation Loans: 1987 and 1982—Con.**

[For meaning of abbreviations and symbols, see introductory text]

| Item  | Lincoln | Lowndes | Madison | Marion | Marshall | Monroe | Montgomery | Neshoba |
|---|---------|---------|---------|--------|----------|--------|------------|---------|
| <b>NET CASH RETURN</b>  |         |         |         |        |          |        |            |         |
| Net cash return from agricultural sales for the farm unit (see text) <sup>1</sup> ..... farms, 1987-- | 547     | 372     | 502     | 574    | 554      | 540    | 307        | 721     |
| ..... \$1,000, 1987--   | 3 564   | 1 030   | 1 768   | 2 443  | 3 204    | 1 773  | 1 292      | 4 731   |
| Average per farm..... dollars, 1987--   | 6 516   | 2 768   | 3 522   | 4 256  | 5 784    | 3 283  | 4 208      | 6 562   |
| Farms with net gains <sup>2</sup> ..... number, 1987--  | 253     | 197     | 218     | 228    | 287      | 285    | 152        | 349     |
| ..... \$1,000, 1987--   | 4 541   | 1 729   | 3 527   | 3 398  | 4 365    | 3 638  | 1 989      | 5 623   |
| Average per farm..... dollars, 1987--   | 17 947  | 8 777   | 16 177  | 14 902 | 15 208   | 12 763 | 13 088     | 16 112  |
| Farms with net losses..... number, 1987--   | 294     | 175     | 284     | 346    | 267      | 255    | 155        | 372     |
| ..... \$1,000, 1987--   | 977     | 699     | 1 759   | 955    | 1 161    | 1 865  | 698        | 892     |
| Average per farm..... dollars, 1987--   | 3 321   | 3 996   | 6 193   | 2 759  | 4 347    | 7 312  | 4 500      | 2 397   |
| <b>GOVERNMENT PAYMENTS</b>  |         |         |         |        |          |        |            |         |
| Total received..... farms, 1987--   | 52      | 124     | 132     | 34     | 138      | 162    | 100        | 67      |
| ..... \$1,000, 1987--   | 150     | 1 208   | 3 425   | 151    | 2 013    | 1 427  | 1 026      | 105     |
| Average per farm..... dollars, 1987--   | 2 886   | 9 745   | 25 947  | 4 435  | 14 589   | 8 811  | 10 255     | 1 573   |
| Amount received in cash..... farms, 1987--  | 25      | 83      | 100     | 18     | 122      | 107    | 93         | 38      |
| ..... \$1,000, 1987--   | 58      | 556     | 1 846   | 101    | 1 041    | 690    | 700        | 29      |
| Value of commodity certificates received..... farms, 1987--   | 36      | 104     | 101     | 18     | 112      | 141    | 78         | 43      |
| ..... \$1,000, 1987--   | 92      | 652     | 1 579   | 50     | 973      | 737    | 325        | 76      |
| <b>OTHER FARM-RELATED INCOME</b>  |         |         |         |        |          |        |            |         |
| Gross before taxes and expenses <sup>1</sup> ..... farms, 1987--                                      | 130     | 73      | 144     | 51     | 62       | 57     | 39         | 110     |
| ..... \$1,000, 1987--   | 305     | 266     | 1 335   | 289    | 495      | 451    | 294        | 496     |
| Average per farm..... dollars, 1987--   | 2 347   | 3 647   | 9 269   | 5 664  | 7 982    | 7 907  | 7 528      | 4 510   |
| Customwork and other agricultural services <sup>3</sup> ..... farms, 1987--                           | 44      | 19      | 60      | 6      | 20       | 29     | 19         | 33      |
| ..... 1982--  | 23      | 21      | 28      | 16     | 27       | 36     | 12         | 20      |
| ..... \$1,000, 1987--   | 61      | 107     | 364     | (D)    | 114      | 384    | 107        | 183     |
| ..... 1982--  | 44      | 104     | 121     | 15     | 64       | 124    | 44         | 47      |
| Rental of farmland..... farms, 1987--   | 13      | 47      | 47      | 5      | 44       | 17     | 25         | 8       |
| ..... \$1,000, 1987--   | 15      | 122     | 777     | 16     | 293      | 8      | 130        | (Z)     |
| Sales of forest products and Christmas trees..... farms, 1987--                                       | 72      | 5       | 7       | 27     | 1        | 8      | 9          | 61      |
| ..... \$1,000, 1987--   | 226     | 30      | 107     | 186    | (D)      | (D)    | (D)        | 299     |
| Other farm-related income sources..... farms, 1987--  | 13      | 5       | 78      | 13     | 8        | 6      | 2          | 25      |
| ..... \$1,000, 1987--   | 4       | 7       | 87      | (D)    | (D)      | (D)    | (D)        | 14      |
| <b>COMMODITY CREDIT CORPORATION LOANS</b>   |         |         |         |        |          |        |            |         |
| Total..... farms, 1987--  | 3       | 21      | 27      | 1      | 41       | 63     | 23         | 5       |
| ..... 1982--  | 11      | 39      | 45      | 3      | 60       | 54     | 15         | 1       |
| ..... \$1,000, 1987--   | 3       | 277     | 426     | (D)    | 854      | 1 355  | 391        | 6       |
| ..... 1982--  | 549     | 1 613   | 1 688   | (D)    | 1 747    | 1 668  | 365        | (D)     |
| Corn..... farms, 1987--   | 2       | 3       | 4       | -      | 6        | 21     | 2          | 5       |
| ..... \$1,000, 1987--   | (D)     | (D)     | (D)     | -      | 110      | 75     | (D)        | (D)     |
| Wheat..... farms, 1987--  | 2       | 1       | 1       | -      | -        | 6      | -          | 2       |
| ..... \$1,000, 1987--   | (D)     | (D)     | (D)     | -      | -        | 69     | -          | (D)     |
| Soybeans..... farms, 1987--   | -       | 5       | 1       | -      | 5        | 17     | 1          | -       |
| ..... \$1,000, 1987--   | -       | 166     | (D)     | -      | (D)      | 160    | (D)        | -       |
| Sorghum, barley, and oats..... farms, 1987--  | -       | 10      | -       | -      | 6        | 9      | 3          | -       |
| ..... \$1,000, 1987--   | -       | 41      | -       | -      | (D)      | 27     | (D)        | -       |
| Cotton..... farms, 1987--   | -       | 2       | 22      | -      | 31       | 31     | 21         | -       |
| ..... \$1,000, 1987--   | -       | (D)     | 306     | -      | 642      | 1 023  | 351        | -       |
| Peanuts, rye, rice, tobacco, and honey..... farms, 1987--   | -       | 2       | 1       | 1      | -        | -      | -          | -       |
| ..... \$1,000, 1987--   | -       | (D)     | (D)     | (D)    | -        | -      | -          | -       |

See footnotes at end of table.

**Table 4. Net Cash Return From Agricultural Sales, Government Payments, Other Farm-Related Income, and Commodity Credit Corporation Loans: 1987 and 1982—Con.**

[For meaning of abbreviations and symbols, see introductory text]

| Item  | Newton | Noxubee | Oktibbeha | Panola | Pearl River | Perry  | Pike   | Pontotoc |
|---|--------|---------|-----------|--------|-------------|--------|--------|----------|
| <b>NET CASH RETURN</b>  |        |         |           |        |             |        |        |          |
| Net cash return from agricultural sales for the farm unit (see text) <sup>1</sup> ----- farms, 1987-- | 599    | 449     | 355       | 643    | 584         | 218    | 483    | 604      |
| ----- \$1,000, 1987--   | 6 738  | 6 009   | 1 143     | 5 351  | 777         | 1 019  | 3 203  | 1 591    |
| Average per farm ----- dollars, 1987--  | 11 249 | 13 384  | 3 220     | 8 322  | 1 331       | 4 674  | 6 631  | 2 634    |
| Farms with net gains <sup>2</sup> ----- number, 1987--  | 308    | 269     | 167       | 384    | 238         | 107    | 249    | 308      |
| ----- \$1,000, 1987--   | 7 509  | 7 155   | 2 086     | 6 760  | 2 787       | 1 522  | 4 426  | 2 762    |
| Average per farm ----- dollars, 1987--  | 24 380 | 26 599  | 12 489    | 17 603 | 11 711      | 14 224 | 17 774 | 8 969    |
| Farms with net losses ----- number, 1987--  | 291    | 180     | 188       | 259    | 346         | 111    | 234    | 296      |
| ----- \$1,000, 1987--   | 771    | 1 146   | 943       | 1 409  | 2 010       | 503    | 1 223  | 1 172    |
| Average per farm ----- dollars, 1987--  | 2 650  | 6 365   | 5 013     | 5 438  | 5 809       | 4 532  | 5 227  | 3 958    |
| <b>GOVERNMENT PAYMENTS</b>  |        |         |           |        |             |        |        |          |
| Total received ----- farms, 1987--  | 39     | 133     | 48        | 210    | 34          | 27     | 43     | 224      |
| ----- \$1,000, 1987--   | 134    | 1 019   | 144       | 3 605  | 133         | 177    | 541    | 1 460    |
| Average per farm ----- dollars, 1987--  | 3 436  | 7 665   | 3 009     | 17 165 | 3 921       | 6 573  | 12 589 | 6 518    |
| Amount received in cash ----- farms, 1987--   | 27     | 84      | 32        | 171    | 24          | 17     | 37     | 147      |
| ----- \$1,000, 1987--   | 78     | 399     | 89        | 2 084  | 69          | 72     | 462    | 687      |
| Value of commodity certificates received ----- farms, 1987--  | 16     | 114     | 25        | 176    | 15          | 20     | 22     | 184      |
| ----- \$1,000, 1987--   | 56     | 621     | 55        | 1 520  | 65          | 105    | 79     | 773      |
| <b>OTHER FARM-RELATED INCOME</b>  |        |         |           |        |             |        |        |          |
| Gross before taxes and expenses <sup>1</sup> ----- farms, 1987--                                      | 122    | 103     | 48        | 117    | 68          | 37     | 86     | 145      |
| ----- \$1,000, 1987--   | 503    | 462     | 126       | 710    | 164         | 135    | 561    | 365      |
| Average per farm ----- dollars, 1987--  | 4 127  | 4 481   | 2 627     | 6 068  | 2 410       | 3 662  | 6 522  | 2 516    |
| Customwork and other agricultural services <sup>3</sup> ----- farms, 1987--                           | 45     | 47      | 20        | 49     | 7           | 9      | 24     | 57       |
| ----- 1982--  | 19     | 37      | 18        | 30     | 24          | 7      | 19     | 43       |
| ----- \$1,000, 1987--   | 153    | 210     | 61        | 314    | (D)         | 29     | 122    | 194      |
| ----- 1982--  | 27     | 117     | 93        | 216    | 81          | (D)    | 66     | 92       |
| Rental of farmland ----- farms, 1987--  | 1      | 50      | 11        | 47     | 15          | 13     | 13     | 90       |
| ----- \$1,000, 1987--   | (D)    | 179     | (D)       | 284    | (D)         | 9      | 15     | 120      |
| Sales of forest products and Christmas trees ----- farms, 1987--                                      | 57     | 17      | 10        | 9      | 18          | 14     | 45     | 19       |
| ----- \$1,000, 1987--   | 281    | 16      | 39        | 20     | 30          | 96     | 376    | 28       |
| Other farm-related income sources ----- farms, 1987--   | 38     | 36      | 12        | 27     | 29          | 15     | 11     | 8        |
| ----- \$1,000, 1987--   | (D)    | 56      | (D)       | 92     | 104         | 1      | 49     | 22       |
| <b>COMMODITY CREDIT CORPORATION LOANS</b>   |        |         |           |        |             |        |        |          |
| Total ----- farms, 1987--   | 3      | 39      | 4         | 52     | 3           | 2      | 5      | 77       |
| ----- 1982--  | 2      | 78      | 12        | 58     | 9           | 2      | 6      | 62       |
| ----- \$1,000, 1987--   | 68     | 850     | 8         | 2 111  | 4           | (D)    | 30     | 917      |
| ----- 1982--  | (D)    | 3 004   | 483       | 1 827  | 346         | (D)    | 81     | 1 012    |
| Corn ----- farms, 1987--  | -      | 12      | 1         | 7      | 1           | 1      | 2      | 35       |
| ----- \$1,000, 1987--   | -      | 189     | (D)       | 131    | (D)         | (D)    | (D)    | 117      |
| Wheat ----- farms, 1987--   | -      | 5       | -         | 5      | -           | -      | 1      | 3        |
| ----- \$1,000, 1987--   | -      | (D)     | -         | (D)    | -           | -      | (D)    | 14       |
| Soybeans ----- farms, 1987--  | 3      | 16      | 1         | 6      | -           | 1      | 2      | 11       |
| ----- \$1,000, 1987--   | 68     | 561     | (D)       | 149    | -           | (D)    | (D)    | 28       |
| Sorghum, barley, and oats ----- farms, 1987--   | -      | 15      | -         | 16     | 1           | -      | -      | 8        |
| ----- \$1,000, 1987--   | -      | 55      | -         | 140    | (D)         | -      | -      | 47       |
| Cotton ----- farms, 1987--  | -      | 1       | -         | 30     | -           | -      | -      | 47       |
| ----- \$1,000, 1987--   | -      | (D)     | -         | 1 621  | -           | -      | -      | 710      |
| Peanuts, rye, rice, tobacco, and honey ----- farms, 1987--  | -      | 1       | 2         | 1      | 2           | -      | -      | -        |
| ----- \$1,000, 1987--   | -      | (D)     | (D)       | (D)    | (D)         | -      | -      | -        |

See footnotes at end of table.

**Table 4. Net Cash Return From Agricultural Sales, Government Payments, Other Farm-Related Income, and Commodity Credit Corporation Loans: 1987 and 1982—Con.**

[For meaning of abbreviations and symbols, see introductory text]

| Item  | Prentiss | Quitman | Rankin | Scott  | Sharkey | Simpson | Smith  | Stone |
|---|----------|---------|--------|--------|---------|---------|--------|-------|
| <b>NET CASH RETURN</b>  |          |         |        |        |         |         |        |       |
| Net cash return from agricultural sales for the farm unit (see text) <sup>1</sup> ----- farms, 1987.. | 404      | 257     | 551    | 688    | 127     | 576     | 662    | 221   |
| ----- \$1,000, 1987..   | 1 143    | 5 363   | 7 125  | 22 822 | 8 289   | 10 329  | 11 905 | 537   |
| Average per farm ----- dollars, 1987..  | 2 830    | 20 868  | 12 930 | 33 171 | 65 271  | 17 933  | 17 983 | 2 430 |
| Farms with net gains <sup>2</sup> ----- number, 1987..  | 193      | 142     | 299    | 477    | 100     | 357     | 417    | 143   |
| ----- \$1,000, 1987..   | 1 861    | 6 759   | 8 202  | 23 710 | 9 549   | 11 082  | 12 566 | 844   |
| Average per farm ----- dollars, 1987..  | 9 645    | 47 598  | 27 432 | 49 706 | 95 486  | 31 043  | 30 135 | 5 903 |
| Farms with net losses ----- number, 1987..  | 211      | 115     | 252    | 211    | 27      | 219     | 245    | 78    |
| ----- \$1,000, 1987..   | 718      | 1 396   | 1 078  | 888    | 1 259   | 753     | 662    | 307   |
| Average per farm ----- dollars, 1987..  | 3 403    | 12 137  | 4 276  | 4 209  | 46 636  | 3 438   | 2 701  | 3 935 |
| <b>GOVERNMENT PAYMENTS</b>  |          |         |        |        |         |         |        |       |
| Total received ----- farms, 1987..  | 141      | 184     | 46     | 47     | 84      | 37      | 32     | 12    |
| ----- \$1,000, 1987..   | 899      | 5 917   | 983    | 353    | 5 510   | 153     | 96     | 26    |
| Average per farm ----- dollars, 1987..  | 6 378    | 32 160  | 21 369 | 7 505  | 65 593  | 4 149   | 3 009  | 2 160 |
| Amount received in cash ----- farms, 1987..   | 95       | 154     | 37     | 28     | 78      | 20      | 16     | 8     |
| ----- \$1,000, 1987..   | 448      | 3 155   | 594    | 149    | 3 680   | 98      | 51     | 11    |
| Value of commodity certificates received ----- farms, 1987..  | 104      | 172     | 37     | 33     | 72      | 26      | 20     | 7     |
| ----- \$1,000, 1987..   | 451      | 2 782   | 389    | 203    | 1 830   | 56      | 46     | 15    |
| <b>OTHER FARM-RELATED INCOME</b>  |          |         |        |        |         |         |        |       |
| Gross before taxes and expenses <sup>1</sup> ----- farms, 1987..                                      | 110      | 86      | 89     | 97     | 23      | 58      | 104    | 17    |
| ----- \$1,000, 1987..   | 301      | 673     | 526    | 384    | 605     | 288     | 764    | 92    |
| Average per farm ----- dollars, 1987..  | 2 741    | 7 827   | 5 915  | 3 961  | 26 324  | 4 959   | 7 346  | 5 410 |
| Customwork and other agricultural services <sup>3</sup> ----- farms, 1987..                           | 27       | 66      | 43     | 43     | 9       | 18      | 31     | 9     |
| ----- 1982..  | 22       | 30      | 19     | 21     | 22      | 15      | 23     | 9     |
| ----- \$1,000, 1987..   | 29       | 326     | 261    | 229    | 125     | 83      | 249    | 91    |
| ----- 1982..  | 48       | 141     | 88     | 85     | 510     | 22      | 37     | 41    |
| Rental of farmland ----- farms, 1987..  | 68       | 13      | 11     | 29     | 7       | 18      | 11     | -     |
| ----- \$1,000, 1987..   | 231      | 308     | (D)    | (D)    | 300     | 20      | 7      | -     |
| Sales of forest products and Christmas trees ----- farms, 1987..                                      | 22       | -       | 26     | 27     | -       | 16      | 71     | 8     |
| ----- \$1,000, 1987..   | 24       | -       | 222    | 68     | -       | 161     | 374    | 1     |
| Other farm-related income sources ----- farms, 1987..   | 9        | 20      | 35     | 13     | 11      | 9       | 28     | -     |
| ----- \$1,000, 1987..   | 17       | 39      | (D)    | (D)    | 181     | 23      | 140    | -     |
| <b>COMMODITY CREDIT CORPORATION LOANS</b>   |          |         |        |        |         |         |        |       |
| Total ----- farms, 1987..   | 24       | 91      | 14     | 1      | 24      | 4       | -      | -     |
| ----- 1982..  | 38       | 71      | 18     | 18     | 40      | 3       | 5      | 2     |
| ----- \$1,000, 1987..   | 407      | 3 353   | 461    | (D)    | 3 022   | 15      | -      | -     |
| ----- 1982..  | 939      | 4 660   | 686    | 452    | 5 787   | (D)     | 35     | (D)   |
| Corn ----- farms, 1987..  | 10       | 1       | 1      | -      | -       | -       | -      | -     |
| ----- \$1,000, 1987..   | 145      | (D)     | (D)    | -      | -       | -       | -      | -     |
| Wheat ----- farms, 1987..   | 1        | 17      | 1      | -      | 2       | -       | -      | -     |
| ----- \$1,000, 1987..   | (D)      | (D)     | (D)    | -      | (D)     | -       | -      | -     |
| Soybeans ----- farms, 1987..  | 2        | 12      | 1      | -      | 5       | 2       | -      | -     |
| ----- \$1,000, 1987..   | (D)      | 305     | (D)    | -      | 763     | (D)     | -      | -     |
| Sorghum, barley, and oats ----- farms, 1987..   | 2        | 47      | -      | -      | 4       | -       | -      | -     |
| ----- \$1,000, 1987..   | (D)      | 413     | -      | -      | (D)     | -       | -      | -     |
| Cotton ----- farms, 1987..  | 11       | 37      | 13     | 1      | 9       | -       | -      | -     |
| ----- \$1,000, 1987..   | 230      | 1 145   | 455    | (D)    | 1 167   | -       | -      | -     |
| Peanuts, rye, rice, tobacco, and honey ----- farms, 1987..  | 1        | 25      | -      | -      | 13      | 2       | -      | -     |
| ----- \$1,000, 1987..   | (D)      | 1 385   | -      | -      | 945     | (D)     | -      | -     |

See footnotes at end of table.



**Table 4. Net Cash Return From Agricultural Sales, Government Payments, Other Farm-Related Income, and Commodity Credit Corporation Loans: 1987 and 1982—Con.**

[For meaning of abbreviations and symbols, see introductory text]

| Item  | Sunflower | Tallahatchie | Tate   | Tippah | Tishomingo | Tunica | Union | Walthall |
|---|-----------|--------------|--------|--------|------------|--------|-------|----------|
| <b>NET CASH RETURN</b>  |           |              |        |        |            |        |       |          |
| Net cash return from agricultural sales for the farm unit (see text) <sup>1</sup> ..... farms, 1987.. | 441       | 404          | 560    | 532    | 298        | 162    | 579   | 612      |
| ..... \$1,000, 1987..   | 12 723    | 8 564        | 4 113  | 1 883  | 38         | 9 252  | 1 401 | 2 837    |
| Average per farm..... dollars, 1987..   | 28 851    | 21 199       | 7 344  | 3 540  | 126        | 57 113 | 2 420 | 4 635    |
| Farms with net gains <sup>2</sup> ..... number, 1987..  | 259       | 249          | 276    | 284    | 137        | 117    | 262   | 334      |
| ..... \$1,000, 1987..   | 15 195    | 10 571       | 5 398  | 2 585  | 564        | 9 784  | 2 314 | 3 965    |
| Average per farm..... dollars, 1987..   | 58 667    | 42 455       | 19 556 | 9 100  | 4 116      | 83 626 | 8 833 | 11 872   |
| Farms with net losses..... number, 1987..   | 182       | 155          | 284    | 248    | 161        | 45     | 317   | 278      |
| ..... \$1,000, 1987..   | 2 472     | 2 007        | 1 285  | 701    | 526        | 532    | 913   | 1 128    |
| Average per farm..... dollars, 1987..   | 13 581    | 12 947       | 4 524  | 2 828  | 3 269      | 11 822 | 2 881 | 4 059    |
| <b>GOVERNMENT PAYMENTS</b>  |           |              |        |        |            |        |       |          |
| Total received..... farms, 1987..   | 337       | 236          | 156    | 176    | 91         | 115    | 187   | 44       |
| ..... \$1,000, 1987..   | 13 034    | 7 886        | 2 450  | 665    | 188        | 6 445  | 1 110 | 514      |
| Average per farm..... dollars, 1987..   | 38 678    | 33 415       | 15 705 | 3 780  | 2 071      | 56 046 | 5 938 | 11 675   |
| Amount received in cash..... farms, 1987..  | 303       | 204          | 124    | 115    | 62         | 108    | 146   | 23       |
| ..... \$1,000, 1987..   | 8 058     | 4 158        | 1 590  | 314    | 78         | 3 015  | 666   | 409      |
| Value of commodity certificates received..... farms, 1987..   | 296       | 208          | 122    | 151    | 68         | 110    | 148   | 28       |
| ..... \$1,000, 1987..   | 4 977     | 3 728        | 860    | 352    | 110        | 3 430  | 445   | 104      |
| <b>OTHER FARM-RELATED INCOME</b>  |           |              |        |        |            |        |       |          |
| Gross before taxes and expenses <sup>1</sup> ..... farms, 1987..                                      | 126       | 126          | 105    | 102    | 67         | 45     | 108   | 102      |
| ..... \$1,000, 1987..   | 2 694     | 1 052        | 270    | 177    | 81         | 834    | 141   | 219      |
| Average per farm..... dollars, 1987..   | 21 377    | 8 346        | 2 573  | 1 731  | 1 215      | 18 540 | 1 302 | 2 147    |
| Customwork and other agricultural services <sup>3</sup> ..... farms, 1987..                           | 42        | 70           | 9      | 27     | 21         | 16     | 34    | 10       |
| ..... 1982..  | 51        | 31           | 31     | 26     | 14         | 12     | 41    | 28       |
| ..... \$1,000, 1987..   | (D)       | 520          | 68     | 56     | 25         | 158    | 46    | 15       |
| ..... 1982..  | 563       | 175          | 121    | 88     | 36         | 202    | 166   | 66       |
| Rental of farmland..... farms, 1987..   | 59        | 28           | 62     | 53     | 16         | 24     | 68    | 14       |
| ..... \$1,000, 1987..   | 1 833     | 225          | 173    | 90     | 11         | 544    | 89    | 7        |
| Sales of forest products and Christmas trees..... farms, 1987..                                       | 2         | 8            | 1      | 15     | 30         | 1      | 3     | 19       |
| ..... \$1,000, 1987..   | (D)       | 29           | (D)    | 30     | 45         | (D)    | 3     | 20       |
| Other farm-related income sources..... farms, 1987..  | 38        | 32           | 38     | 17     | -          | 14     | 11    | 77       |
| ..... \$1,000, 1987..   | 429       | 278          | (D)    | 1      | -          | (D)    | 4     | 177      |
| <b>COMMODITY CREDIT CORPORATION LOANS</b>   |           |              |        |        |            |        |       |          |
| Total..... farms, 1987..  | 117       | 70           | 40     | 43     | 13         | 48     | 76    | 2        |
| ..... 1982..  | 119       | 81           | 51     | 30     | 6          | 46     | 60    | 8        |
| ..... \$1,000, 1987..   | 6 791     | 4 396        | 990    | 474    | 59         | 4 875  | 1 084 | (D)      |
| ..... 1982..  | 12 466    | 3 303        | 942    | 566    | 20         | 3 150  | 763   | 223      |
| Corn..... farms, 1987..   | -         | 2            | 2      | 31     | 12         | 1      | 24    | 2        |
| ..... \$1,000, 1987..   | -         | (D)          | (D)    | 129    | (D)        | (D)    | 175   | (D)      |
| Wheat..... farms, 1987..  | 5         | 4            | 3      | -      | -          | 7      | 1     | -        |
| ..... \$1,000, 1987..   | 7         | (D)          | (D)    | -      | -          | (D)    | (D)   | -        |
| Soybeans..... farms, 1987..   | 10        | 6            | 5      | 5      | 1          | 20     | 4     | -        |
| ..... \$1,000, 1987..   | 228       | 441          | (D)    | (D)    | (D)        | 1 405  | (D)   | -        |
| Sorghum, barley, and oats..... farms, 1987..  | 6         | 14           | 4      | 1      | 1          | 9      | 14    | -        |
| ..... \$1,000, 1987..   | 52        | 223          | 13     | (D)    | (D)        | 67     | 59    | -        |
| Cotton..... farms, 1987..   | 44        | 37           | 29     | 24     | -          | 13     | 51    | -        |
| ..... \$1,000, 1987..   | 2 620     | 2 440        | 673    | 232    | -          | 1 582  | 845   | -        |
| Peanuts, rye, rice, tobacco, and honey..... farms, 1987..   | 73        | 20           | -      | -      | -          | 23     | -     | -        |
| ..... \$1,000, 1987..   | 3 884     | 1 228        | -      | -      | -          | 1 753  | -     | -        |

See footnotes at end of table.

**Table 4. Net Cash Return From Agricultural Sales, Government Payments, Other Farm-Related Income, and Commodity Credit Corporation Loans: 1987 and 1982—Con.**

[For meaning of abbreviations and symbols, see introductory text]

| Item  | Warren | Washington | Wayne  | Webster | Wilkinson | Winston | Yaobusha | Yazoo  |
|---|--------|------------|--------|---------|-----------|---------|----------|--------|
| <b>NET CASH RETURN</b>  |        |            |        |         |           |         |          |        |
| Net cash return from agricultural sales for the farm unit (see text) <sup>1</sup> ..... |        |            |        |         |           |         |          |        |
| farms, 1987 .....   | 222    | 394        | 470    | 300     | 216       | 547     | 299      | 568    |
| \$1,000, 1987 .....   | 2 375  | 21 140     | 3 886  | 2 281   | -86       | 840     | 1 756    | 9 121  |
| Average per farm .....  | 10 698 | 53 655     | 8 268  | 7 603   | -304      | 1 536   | 5 874    | 16 058 |
| Farms with net gains <sup>2</sup> .....   |        |            |        |         |           |         |          |        |
| number, 1987 .....  | 109    | 282        | 266    | 157     | 88        | 264     | 110      | 331    |
| \$1,000, 1987 .....   | 2 764  | 22 303     | 4 448  | 2 675   | 644       | 1 763   | 2 436    | 11 342 |
| Average per farm .....  | 25 355 | 79 089     | 16 724 | 17 039  | 7 323     | 6 678   | 22 142   | 34 266 |
| Farms with net losses .....   |        |            |        |         |           |         |          |        |
| number, 1987 .....  | 113    | 112        | 204    | 143     | 128       | 283     | 189      | 237    |
| \$1,000, 1987 .....   | 389    | 1 163      | 562    | 394     | 710       | 923     | 679      | 2 221  |
| Average per farm .....  | 3 441  | 10 383     | 2 757  | 2 757   | 5 548     | 3 262   | 3 595    | 9 372  |
| <b>GOVERNMENT PAYMENTS</b>  |        |            |        |         |           |         |          |        |
| Total received .....  |        |            |        |         |           |         |          |        |
| farms, 1987 .....   | 39     | 272        | 30     | 113     | 24        | 62      | 109      | 272    |
| \$1,000, 1987 .....   | 1 349  | 14 470     | 76     | 1 111   | 97        | 420     | 903      | 9 121  |
| Average per farm .....  | 34 592 | 53 198     | 2 521  | 9 828   | 4 041     | 6 769   | 8 287    | 33 532 |
| Amount received in cash .....   |        |            |        |         |           |         |          |        |
| farms, 1987 .....   | 33     | 246        | 15     | 73      | 16        | 48      | 81       | 246    |
| \$1,000, 1987 .....   | 856    | 8 426      | 18     | 702     | 44        | 178     | 564      | 5 270  |
| Value of commodity certificates received .....  |        |            |        |         |           |         |          |        |
| farms, 1987 .....   | 26     | 247        | 20     | 97      | 11        | 39      | 79       | 233    |
| \$1,000, 1987 .....   | 493    | 6 044      | 58     | 409     | 53        | 242     | 339      | 3 851  |
| <b>OTHER FARM-RELATED INCOME</b>  |        |            |        |         |           |         |          |        |
| Gross before taxes and expenses <sup>1</sup> .....                                      |        |            |        |         |           |         |          |        |
| farms, 1987 .....   | 40     | 111        | 65     | 44      | 17        | 85      | 68       | 127    |
| \$1,000, 1987 .....   | 407    | 1 267      | 247    | 103     | 100       | 193     | 226      | 1 737  |
| Average per farm .....  | 10 172 | 11 416     | 3 804  | 2 345   | 5 902     | 2 271   | 3 320    | 13 680 |
| Customwork and other agricultural services <sup>3</sup> .....                           |        |            |        |         |           |         |          |        |
| farms, 1987 .....   | 6      | 52         | 27     | 12      | 2         | 23      | 14       | 56     |
| \$1,000, 1987 .....   | 10     | 36         | 17     | 13      | 10        | 27      | 17       | 42     |
| farms, 1982 .....   | 45     | 296        | 83     | 30      | (D)       | 16      | 59       | 777    |
| \$1,000, 1982 .....   | 46     | 483        | 68     | 32      | 48        | 38      | 74       | 379    |
| Rental of farmland .....  |        |            |        |         |           |         |          |        |
| farms, 1987 .....   | 31     | 36         | 4      | 24      | 12        | 27      | 42       | 48     |
| \$1,000, 1987 .....   | 220    | 587        | 4      | 48      | 34        | 84      | 133      | 535    |
| Sales of forest products and Christmas trees .....                                      |        |            |        |         |           |         |          |        |
| farms, 1987 .....   | 2      | 8          | 26     | 2       | 3         | 35      | 18       | 26     |
| \$1,000, 1987 .....   | (D)    | 48         | 112    | (D)     | (D)       | 55      | (D)      | 228    |
| Other farm-related income sources .....   |        |            |        |         |           |         |          |        |
| farms, 1987 .....   | 14     | 39         | 18     | 8       | -         | 14      | 2        | 25     |
| \$1,000, 1987 .....   | (D)    | 336        | 48     | (D)     | -         | 38      | (D)      | 197    |
| <b>COMMODITY CREDIT CORPORATION LOANS</b>   |        |            |        |         |           |         |          |        |
| Total .....   |        |            |        |         |           |         |          |        |
| farms, 1987 .....   | 11     | 103        | 3      | 35      | -         | 8       | 26       | 87     |
| \$1,000, 1987 .....   | 7      | 85         | 2      | 30      | 3         | 15      | 29       | 68     |
| farms, 1982 .....   | 551    | 10 968     | (D)    | 1 019   | -         | 105     | 652      | 3 033  |
| \$1,000, 1982 .....   | (D)    | 9 905      | (D)    | 1 325   | 114       | 356     | 807      | 3 371  |
| Corn .....  |        |            |        |         |           |         |          |        |
| farms, 1987 .....   | 2      | -          | 1      | 3       | -         | 1       | 5        | 10     |
| \$1,000, 1987 .....   | (D)    | -          | (D)    | (D)     | -         | (D)     | (D)      | 184    |
| Wheat .....   |        |            |        |         |           |         |          |        |
| farms, 1987 .....   | 2      | 15         | -      | 1       | -         | 2       | -        | 4      |
| \$1,000, 1987 .....   | (D)    | (D)        | -      | (D)     | -         | (D)     | -        | (D)    |
| Soybeans .....  |        |            |        |         |           |         |          |        |
| farms, 1987 .....   | 2      | 21         | -      | 6       | -         | 2       | -        | 9      |
| \$1,000, 1987 .....   | (D)    | 1 146      | -      | (D)     | -         | (D)     | -        | (D)    |
| Sorghum, barley, and oats .....   |        |            |        |         |           |         |          |        |
| farms, 1987 .....   | 2      | 23         | -      | 3       | -         | -       | 1        | 27     |
| \$1,000, 1987 .....   | (D)    | (D)        | -      | (D)     | -         | -       | (D)      | 315    |
| Cotton .....  |        |            |        |         |           |         |          |        |
| farms, 1987 .....   | 7      | 31         | -      | 30      | -         | 5       | 21       | 54     |
| \$1,000, 1987 .....   | 480    | 2 955      | -      | 962     | -         | 62      | 633      | 2 097  |
| Peanuts, rye, rice, tobacco, and honey .....  |        |            |        |         |           |         |          |        |
| farms, 1987 .....   | -      | 58         | 2      | -       | -         | -       | -        | 4      |
| \$1,000, 1987 .....   | -      | 6 445      | (D)    | -       | -         | -       | -        | 241    |

<sup>1</sup>Data are based on a sample of farms.

<sup>2</sup>Farms with total production expenses equal to market value of agricultural products sold are included as farms with gains.

<sup>3</sup>Data for 1987 are based on a sample of farms; data for 1982 are nonsample.

**Table 5. Farms, Land in Farms, and Land Use: 1987 and 1982**

[For meaning of abbreviations and symbols, see introductory text]

| All Farms  | Mississippi | Adams   | Alcorn  | Amite   | Attala  | Benton  | Boivar  |
|--|-------------|---------|---------|---------|---------|---------|---------|
| <b>FARMS AND LAND IN FARMS</b>   |             |         |         |         |         |         |         |
| Farms.....number, 1987..   | 34 074      | 159     | 434     | 528     | 427     | 232     | 478     |
| .....1982..  | 42 415      | 220     | 587     | 700     | 564     | 309     | 528     |
| Land in farms.....acres, 1987..  | 10 746 190  | 93 290  | 78 027  | 152 604 | 112 601 | 84 509  | 402 720 |
| .....1982..  | 12 421 651  | 120 859 | 97 845  | 182 836 | 141 062 | 91 682  | 457 430 |
| Average size of farm.....acres, 1987..   | 315         | 587     | 180     | 289     | 264     | 364     | 843     |
| .....1982..  | 293         | 549     | 167     | 261     | 250     | 297     | 866     |
| Value of land and buildings <sup>1</sup> :   |             |         |         |         |         |         |         |
| Average per farm.....dollars, 1987..   | 215 209     | 393 692 | 115 166 | 265 345 | 117 754 | 156 270 | 582 594 |
| .....1982..  | 257 819     | 434 400 | 124 577 | 224 100 | 134 993 | 189 806 | 972 176 |
| Average per acre.....dollars, 1987..   | 697         | 675     | 684     | 800     | 474     | 499     | 720     |
| .....1982..  | 894         | 827     | 806     | 877     | 581     | 645     | 1 124   |
| Approximate land area.....acres, 1987..  | 30 228 908  | 291 865 | 256 486 | 468 428 | 471 500 | 260 787 | 571 168 |
| Proportion in farms.....percent, 1987..  | 35.5        | 32.0    | 30.4    | 32.6    | 23.9    | 32.4    | 70.5    |
| 1987 size of farm:   |             |         |         |         |         |         |         |
| 1 to 9 acres.....farms..   | 1 387       | 12      | 20      | 16      | 13      | 9       | 14      |
| .....acres..   | 4 858       | 29      | 69      | 26      | 44      | 18      | 78      |
| 10 to 49 acres.....farms..   | 6 240       | 30      | 98      | 82      | 37      | 34      | 66      |
| .....acres..   | 187 057     | 876     | 2 953   | 2 546   | 1 082   | 1 035   | 2 057   |
| 50 to 69 acres.....farms..   | 2 748       | 14      | 49      | 39      | 20      | 17      | 9       |
| .....acres..   | 160 715     | 761     | 2 993   | 2 325   | 1 181   | 1 006   | 524     |
| 70 to 99 acres.....farms..   | 3 942       | 15      | 68      | 48      | 53      | 18      | 17      |
| .....acres..   | 325 338     | 1 260   | 5 578   | 4 017   | 4 331   | 1 454   | 1 379   |
| 100 to 139 acres.....farms..   | 3 943       | 13      | 55      | 66      | 59      | 22      | 17      |
| .....acres..   | 459 244     | 1 445   | 6 380   | 7 697   | 6 992   | 2 514   | 2 061   |
| 140 to 179 acres.....farms..   | 2 873       | 9       | 32      | 49      | 50      | 26      | 18      |
| .....acres..   | 451 933     | 1 389   | 5 084   | 7 565   | 7 933   | 4 298   | 2 778   |
| 180 to 219 acres.....farms..   | 2 061       | 7       | 24      | 56      | 41      | 19      | 15      |
| .....acres..   | 407 486     | 1 371   | 4 664   | 11 164  | 8 159   | 3 760   | 2 965   |
| 220 to 259 acres.....farms..   | 1 437       | 9       | 9       | 29      | 30      | 13      | 8       |
| .....acres..   | 341 779     | 2 139   | 2 174   | 6 973   | 7 146   | 3 109   | 1 880   |
| 260 to 499 acres.....farms..   | 4 291       | 15      | 46      | 86      | 77      | 34      | 67      |
| .....acres..   | 1 523 089   | 5 813   | 16 046  | 29 793  | 26 848  | 11 949  | 24 398  |
| 500 to 999 acres.....farms..   | 2 884       | 17      | 24      | 33      | 34      | 21      | 124     |
| .....acres..   | 1 996 220   | 11 520  | 16 318  | 23 385  | 23 693  | 14 331  | 91 855  |
| 1,000 to 1,999 acres.....farms..   | 1 445       | 6       | 7       | 15      | 8       | 8       | 78      |
| .....acres..   | 1 958 810   | 7 555   | (D)     | 19 699  | 10 438  | 11 184  | 107 967 |
| 2,000 acres or more.....farms..  | 823         | 12      | 2       | 9       | 5       | 11      | 45      |
| .....acres..   | 2 929 661   | 59 132  | (D)     | 37 414  | 14 754  | 29 851  | 164 778 |
| 1982 size of farm:   |             |         |         |         |         |         |         |
| 1 to 9 acres.....farms..   | 1 627       | 12      | 28      | 19      | 21      | 14      | 10      |
| .....acres..   | 6 624       | 43      | 123     | 69      | 68      | 55      | 52      |
| 10 to 49 acres.....farms..   | 8 674       | 39      | 160     | 101     | 74      | 44      | 82      |
| .....acres..   | 260 094     | 982     | 4 810   | 3 149   | 2 217   | 1 413   | 2 433   |
| 50 to 69 acres.....farms..   | 3 727       | 25      | 66      | 63      | 26      | 22      | 23      |
| .....acres..   | 217 530     | 1 423   | 3 845   | 3 601   | 1 537   | 1 271   | 1 336   |
| 70 to 99 acres.....farms..   | 5 130       | 13      | 57      | 82      | 71      | 29      | 27      |
| .....acres..   | 423 278     | 1 106   | 4 693   | 6 794   | 5 749   | 2 332   | 2 273   |
| 100 to 139 acres.....farms..   | 4 918       | 21      | 70      | 100     | 87      | 38      | 32      |
| .....acres..   | 571 816     | 2 448   | 8 270   | 11 507  | 10 043  | 4 367   | 3 737   |
| 140 to 179 acres.....farms..   | 3 567       | 21      | 50      | 66      | 73      | 30      | 19      |
| .....acres..   | 560 153     | 3 140   | 8 088   | 10 305  | 11 446  | 4 743   | 2 959   |
| 180 to 219 acres.....farms..   | 2 313       | 10      | 22      | 44      | 37      | 31      | 15      |
| .....acres..   | 457 728     | 1 971   | 4 279   | 8 753   | 7 300   | 6 055   | 2 972   |
| 220 to 259 acres.....farms..   | 1 686       | 13      | 16      | 42      | 31      | 13      | 6       |
| .....acres..   | 401 155     | 3 070   | 3 828   | 9 951   | 7 403   | 3 088   | 1 412   |
| 260 to 499 acres.....farms..   | 5 032       | 23      | 75      | 118     | 87      | 40      | 66      |
| .....acres..   | 1 783 546   | 8 277   | 25 427  | 41 680  | 30 361  | 14 565  | 25 244  |
| 500 to 999 acres.....farms..   | 3 100       | 15      | 36      | 37      | 33      | 33      | 107     |
| .....acres..   | 2 133 831   | 10 090  | 24 504  | 25 187  | 24 275  | 24 210  | 77 272  |
| 1,000 to 1,999 acres.....farms..   | 1 739       | 18      | 7       | 21      | 21      | 9       | 89      |
| .....acres..   | 2 379 882   | 27 719  | 9 978   | 27 102  | 29 347  | 11 861  | 121 973 |
| 2,000 acres or more.....farms..  | 902         | 10      | -       | 7       | 3       | 6       | 52      |
| .....acres..   | 3 226 014   | 60 588  | -       | 34 738  | 11 316  | 17 702  | 215 767 |
| <b>LAND IN FARMS ACCORDING TO USE</b>  |             |         |         |         |         |         |         |
| Total cropland.....farms, 1987..   | 29 785      | 136     | 390     | 450     | 375     | 210     | 468     |
| .....1982..  | 37 476      | 182     | 535     | 629     | 493     | 274     | 517     |
| .....acres, 1987..   | 6 747 639   | 50 259  | 43 410  | 63 711  | 46 246  | 45 415  | 377 699 |
| .....1982..  | 7 745 113   | 53 162  | 61 202  | 82 873  | 61 437  | 49 228  | 400 997 |
| Harvested cropland.....farms, 1987..   | 24 305      | 96      | 338     | 316     | 308     | 169     | 461     |
| .....1982..  | 31 122      | 124     | 492     | 480     | 404     | 240     | 507     |
| .....acres, 1987..   | 4 272 651   | 35 969  | 27 963  | 21 468  | 22 407  | 29 974  | 298 187 |
| .....1982..  | 5 799 772   | 42 897  | 46 835  | 32 943  | 38 873  | 39 533  | 374 646 |
| Cropland used only for pasture or grazing.....farms, 1987..  | 15 642      | 71      | 187     | 337     | 204     | 108     | 19      |
| .....1982..  | 19 307      | 84      | 239     | 454     | 270     | 131     | 34      |
| .....acres, 1987..   | 1 243 697   | (D)     | 8 329   | 32 926  | 14 697  | 6 632   | 482     |
| .....1982..  | 1 441 248   | 6 658   | 10 065  | 45 905  | 19 735  | 7 139   | 1 978   |
| Other cropland.....farms, 1987..   | 9 861       | 36      | 175     | 85      | 120     | 96      | 358     |
| .....1982..  | 8 163       | 36      | 147     | 103     | 117     | 53      | 238     |
| .....acres, 1987..   | 1 231 291   | (D)     | 7 098   | 9 317   | 9 142   | 8 809   | 79 030  |
| .....1982..  | 504 093     | 3 606   | 4 302   | 4 025   | 2 829   | 2 556   | 24 373  |
| Cropland in cover crops, legumes, and soil-improvement grasses, not harvested and not pastured.....farms, 1987.. | 1 905       | 11      | 53      | 19      | 16      | 29      | 23      |
| .....1982..  | 1 284       | 11      | 39      | 16      | 21      | 12      | 15      |
| .....acres, 1987..   | 140 490     | 2 064   | 1 616   | 1 325   | 805     | 2 812   | 2 399   |
| .....1982..  | 53 619      | (D)     | 800     | 635     | 390     | 788     | 1 309   |

See footnotes at end of table.

**Table 5. Farms, Land in Farms, and Land Use: 1987 and 1982—Con.**

[For meaning of abbreviations and symbols, see introductory text]

| All Farms   | Calhoun | Carroll | Chickasaw | Choctaw | Claiborne | Clarke  | Clay    |
|---|---------|---------|-----------|---------|-----------|---------|---------|
| <b>FARMS AND LAND IN FARMS</b>  |         |         |           |         |           |         |         |
| Farms..... number, 1987..   | 419     | 431     | 447       | 228     | 219       | 352     | 393     |
| ..... number, 1982..  | 501     | 490     | 564       | 332     | 258       | 445     | 458     |
| Land in farms..... acres, 1987..  | 134 874 | 173 064 | 145 426   | 47 224  | 100 413   | 74 002  | 125 223 |
| ..... acres, 1982..   | 156 035 | 188 333 | 174 592   | 76 105  | 128 170   | 93 005  | 135 050 |
| Average size of farm..... acres, 1987..   | 322     | 402     | 325       | 207     | 459       | 210     | 319     |
| ..... acres, 1982..   | 311     | 384     | 310       | 229     | 497       | 209     | 295     |
| Value of land and buildings <sup>1</sup> :  |         |         |           |         |           |         |         |
| Average per farm..... dollars, 1987..   | 152 506 | 222 227 | 165 593   | 108 298 | 304 693   | 108 446 | 158 133 |
| ..... dollars, 1982..   | 200 502 | 282 839 | 197 729   | 107 226 | 400 143   | 154 919 | 225 522 |
| Average per acre..... dollars, 1987..   | 480     | 529     | 481       | 489     | 648       | 545     | 549     |
| ..... dollars, 1982..   | 710     | 751     | 603       | 547     | 952       | 618     | 804     |
| Approximate land area..... acres, 1987..  | 366 944 | 405 612 | 322 195   | 268 633 | 315 929   | 443 001 | 265 868 |
| Proportion in farms..... percent, 1987..  | 36.8    | 42.7    | 45.1      | 17.6    | 31.8      | 16.7    | 47.1    |
| 1987 size of farm:  |         |         |           |         |           |         |         |
| 1 to 9 acres..... farms..   | 10      | 12      | 8         | 7       | 13        | 25      | 17      |
| ..... acres..   | 41      | 36      | 32        | 15      | 39        | 63      | 45      |
| 10 to 49 acres..... farms..   | 54      | 50      | 62        | 27      | 27        | 63      | 67      |
| ..... acres..   | 1 778   | 1 509   | 2 149     | 908     | 842       | 1 932   | 2 053   |
| 50 to 69 acres..... farms..   | 32      | 21      | 45        | 20      | 18        | 25      | 19      |
| ..... acres..   | 1 889   | 1 278   | 2 606     | 1 178   | 1 061     | 1 458   | 1 132   |
| 70 to 99 acres..... farms..   | 54      | 38      | 48        | 33      | 16        | 31      | 41      |
| ..... acres..   | 4 446   | 3 218   | 3 998     | 2 784   | 1 342     | 2 613   | 3 364   |
| 100 to 139 acres..... farms..   | 53      | 46      | 65        | 35      | 24        | 54      | 46      |
| ..... acres..   | 6 297   | 5 276   | 7 628     | 3 989   | 2 732     | 6 224   | 5 428   |
| 140 to 179 acres..... farms..   | 29      | 50      | 28        | 27      | 18        | 27      | 38      |
| ..... acres..   | 4 512   | 7 811   | 4 421     | 4 217   | 2 875     | 4 204   | 5 966   |
| 180 to 219 acres..... farms..   | 34      | 31      | 29        | 24      | 12        | 26      | 25      |
| ..... acres..   | 6 674   | 6 074   | 5 779     | 4 672   | 2 446     | 5 042   | 5 088   |
| 220 to 259 acres..... farms..   | 16      | 23      | 16        | 16      | 5         | 21      | 30      |
| ..... acres..   | 3 821   | 5 466   | 3 884     | 3 801   | 1 205     | 4 917   | 7 035   |
| 260 to 499 acres..... farms..   | 68      | 72      | 76        | 20      | 39        | 52      | 55      |
| ..... acres..   | 23 385  | 24 893  | 28 533    | 7 633   | 13 890    | 17 253  | 19 020  |
| 500 to 999 acres..... farms..   | 31      | 54      | 43        | 13      | 23        | 18      | 27      |
| ..... acres..   | 21 822  | 38 595  | 29 965    | 8 247   | 15 238    | 12 480  | 18 737  |
| 1,000 to 1,999 acres..... farms..   | 31      | 22      | 14        | 4       | 16        | 7       | 16      |
| ..... acres..   | 41 547  | 28 309  | 19 546    | (D)     | 20 062    | 9 228   | 20 701  |
| 2,000 acres or more..... farms..  | 7       | 12      | 13        | 2       | 8         | 3       | 12      |
| ..... acres..   | 18 662  | 50 599  | 36 885    | (D)     | 38 681    | 8 588   | 36 654  |
| 1982 size of farm:  |         |         |           |         |           |         |         |
| 1 to 9 acres..... farms..   | 16      | 11      | 14        | 5       | 16        | 25      | 23      |
| ..... acres..   | 62      | 26      | 34        | 9       | 66        | 86      | 98      |
| 10 to 49 acres..... farms..   | 81      | 54      | 75        | 54      | 35        | 96      | 65      |
| ..... acres..   | 2 394   | 1 753   | 2 380     | 1 662   | 987       | 2 932   | 2 027   |
| 50 to 69 acres..... farms..   | 34      | 26      | 49        | 26      | 17        | 32      | 19      |
| ..... acres..   | 2 005   | 1 512   | 2 853     | 1 487   | 1 065     | 1 836   | 1 097   |
| 70 to 99 acres..... farms..   | 53      | 36      | 70        | 43      | 22        | 51      | 65      |
| ..... acres..   | 4 445   | 3 033   | 5 733     | 3 587   | 1 808     | 4 176   | 5 349   |
| 100 to 139 acres..... farms..   | 54      | 61      | 62        | 47      | 27        | 56      | 56      |
| ..... acres..   | 6 306   | 7 043   | 7 202     | 5 316   | 3 129     | 6 516   | 6 380   |
| 140 to 179 acres..... farms..   | 45      | 55      | 46        | 38      | 25        | 52      | 35      |
| ..... acres..   | 7 091   | 8 636   | 7 338     | 6 059   | 4 026     | 8 150   | 5 403   |
| 180 to 219 acres..... farms..   | 22      | 28      | 27        | 25      | 13        | 35      | 28      |
| ..... acres..   | 4 377   | 5 521   | 5 344     | 4 911   | 2 555     | 6 860   | 5 584   |
| 220 to 259 acres..... farms..   | 26      | 27      | 25        | 23      | 6         | 23      | 27      |
| ..... acres..   | 6 129   | 6 309   | 6 027     | 5 537   | 1 418     | 5 560   | 6 390   |
| 260 to 499 acres..... farms..   | 88      | 94      | 107       | 33      | 51        | 43      | 60      |
| ..... acres..   | 31 250  | 33 285  | 39 737    | 11 222  | 18 051    | 14 749  | 20 668  |
| 500 to 999 acres..... farms..   | 48      | 65      | 58        | 29      | 23        | 24      | 56      |
| ..... acres..   | 34 529  | 44 861  | 37 919    | 20 724  | 16 795    | 16 001  | 37 234  |
| 1,000 to 1,999 acres..... farms..   | 26      | 20      | 17        | 5       | 13        | 4       | 18      |
| ..... acres..   | 34 404  | 24 034  | 24 034    | 6 188   | 17 227    | 5 530   | 23 843  |
| 2,000 acres or more..... farms..  | 8       | 13      | 14        | 4       | 10        | 4       | 6       |
| ..... acres..   | 23 043  | 52 320  | 35 991    | 9 403   | 61 043    | 20 609  | 20 977  |
| <b>LAND IN FARMS ACCORDING TO USE</b>   |         |         |           |         |           |         |         |
| Total cropland..... farms, 1987..   | 406     | 363     | 396       | 200     | 172       | 293     | 338     |
| ..... farms, 1982..   | 455     | 396     | 521       | 304     | 217       | 379     | 410     |
| ..... acres, 1987..   | 91 323  | 75 828  | 88 737    | 21 152  | 36 707    | 28 655  | 70 745  |
| ..... acres, 1982..   | 99 130  | 85 199  | 110 084   | 39 700  | 50 569    | 27 837  | 86 978  |
| Harvested cropland..... farms, 1987..   | 364     | 287     | 357       | 138     | 112       | 227     | 273     |
| ..... farms, 1982..   | 423     | 320     | 452       | 256     | 169       | 302     | 354     |
| ..... acres, 1987..   | 61 930  | 39 135  | 57 862    | 9 169   | 16 860    | 9 467   | 44 335  |
| ..... acres, 1982..   | 81 910  | 51 778  | 86 236    | 27 016  | 35 672    | 11 179  | 63 529  |
| Cropland used only for pasture or grazing..... farms, 1987..  | 166     | 174     | 159       | 138     | 108       | 197     | 172     |
| ..... farms, 1982..   | 167     | 211     | 217       | 171     | 109       | 240     | 210     |
| ..... acres, 1987..   | 13 360  | 20 164  | 18 598    | 7 632   | 11 696    | 15 692  | 16 151  |
| ..... acres, 1982..   | 10 834  | 28 090  | 20 572    | 10 568  | 12 060    | 15 195  | 20 835  |
| Other cropland..... farms, 1987..   | 201     | 130     | 103       | 69      | 43        | 76      | 97      |
| ..... farms, 1982..   | 108     | 98      | 70        | 54      | 46        | 58      | 54      |
| ..... acres, 1987..   | 16 033  | 16 529  | 12 277    | 4 351   | 8 151     | 3 496   | 10 259  |
| ..... acres, 1982..   | 6 386   | 5 331   | 3 276     | 2 116   | 2 837     | 1 483   | 2 614   |
| Cropland in cover crops, legumes, and soil-improvement grasses, not harvested and not pastured..... farms, 1987.. | 33      | 26      | 36        | 14      | 7         | 23      | 28      |
| ..... farms, 1982..   | 14      | 9       | 12        | 6       | 20        | 14      | 9       |
| ..... acres, 1987..   | 1 685   | 2 057   | 4 907     | 1 064   | 579       | 644     | 3 907   |
| ..... acres, 1982..   | (D)     | 369     | 444       | 196     | 352       | 191     | 479     |

See footnotes at end of table.

**Table 5. Farms, Land in Farms, and Land Use: 1987 and 1982—Con.**

[For meaning of abbreviations and symbols, see introductory text]

| All Farms  | Coahoma   | Copiah  | Covington | De Soto | Forrest | Franklin | George  |
|--|-----------|---------|-----------|---------|---------|----------|---------|
| <b>FARMS AND LAND IN FARMS</b>   |           |         |           |         |         |          |         |
| Farms ..... number, 1987..   | 237       | 555     | 462       | 503     | 279     | 171      | 340     |
| ..... number, 1982..   | 309       | 708     | 614       | 632     | 365     | 228      | 397     |
| Land in farms ..... acres, 1987..  | 260 026   | 151 921 | 79 616    | 166 003 | 47 667  | 47 960   | 50 590  |
| ..... acres, 1982..  | 273 741   | 184 815 | 99 045    | 199 526 | 64 727  | 59 547   | 49 134  |
| Average size of farm ..... acres, 1987..   | 1 097     | 274     | 172       | 330     | 171     | 280      | 149     |
| ..... acres, 1982..  | 886       | 261     | 161       | 316     | 177     | 261      | 124     |
| Value of land and buildings <sup>1</sup> :   |           |         |           |         |         |          |         |
| Average per farm ..... dollars, 1987..   | 777 658   | 182 955 | 117 664   | 285 207 | 139 133 | 163 918  | 127 400 |
| ..... dollars, 1982..  | 1 095 239 | 140 149 | 118 020   | 383 596 | 149 899 | 201 750  | 134 282 |
| Average per acre ..... dollars, 1987..   | 745       | 683     | 680       | 945     | 970     | 625      | 1 030   |
| ..... dollars, 1982..  | 1 224     | 552     | 724       | 1 212   | 976     | 700      | 1 077   |
| Approximate land area ..... acres, 1987..  | 357 798   | 498 534 | 266 476   | 309 043 | 300 006 | 362 528  | 309 030 |
| Proportion in farms ..... percent, 1987..  | 72.7      | 30.5    | 29.9      | 53.7    | 15.9    | 13.2     | 16.4    |
| 1987 size of farm:   |           |         |           |         |         |          |         |
| 1 to 9 acres ..... farms..   | 6         | 18      | 18        | 35      | 20      | 5        | 14      |
| ..... acres..  | 24        | 57      | 51        | 125     | 73      | 18       | 57      |
| 10 to 49 acres ..... farms..   | 26        | 80      | 110       | 152     | 77      | 19       | 97      |
| ..... acres..  | 687       | 2 426   | 3 165     | 3 726   | 2 152   | 620      | 2 513   |
| 50 to 69 acres ..... farms..   | 9         | 46      | 40        | 38      | 23      | 12       | 30      |
| ..... acres..  | 545       | 2 720   | 2 298     | 2 230   | 1 349   | 711      | (D)     |
| 70 to 99 acres ..... farms..   | 9         | 64      | 62        | 57      | 39      | 21       | 50      |
| ..... acres..  | 731       | 5 273   | 5 071     | 4 796   | 3 229   | 1 766    | 4 049   |
| 100 to 139 acres ..... farms..   | 11        | 62      | 58        | 52      | 29      | 18       | 55      |
| ..... acres..  | 1 389     | 7 300   | 6 722     | 6 160   | 3 341   | 2 075    | 6 353   |
| 140 to 179 acres ..... farms..   | 4         | 55      | 42        | 22      | 20      | 25       | 24      |
| ..... acres..  | 628       | 8 626   | 6 604     | 3 426   | 3 202   | 3 878    | 3 628   |
| 180 to 219 acres ..... farms..   | 4         | 36      | 29        | 26      | 15      | 11       | 9       |
| ..... acres..  | 778       | 7 074   | 5 743     | 5 041   | 2 997   | 2 172    | 1 816   |
| 220 to 259 acres ..... farms..   | 5         | 35      | 20        | 8       | 13      | 11       | 16      |
| ..... acres..  | 1 212     | 8 459   | 4 703     | 1 929   | 3 134   | 2 541    | 3 891   |
| 260 to 499 acres ..... farms..   | 32        | 94      | 56        | 48      | 24      | 25       | 28      |
| ..... acres..  | 12 671    | 34 300  | 19 102    | 16 663  | 8 561   | 9 137    | 10 170  |
| 500 to 999 acres ..... farms..   | 57        | 43      | 18        | 28      | 11      | 14       | 13      |
| ..... acres..  | 40 543    | 29 880  | 11 953    | 18 489  | 6 766   | 9 190    | (D)     |
| 1,000 to 1,999 acres ..... farms..   | 41        | 16      | 7         | 21      | 6       | 8        | 1       |
| ..... acres..  | 57 920    | 21 782  | (D)       | 29 869  | (D)     | (D)      | (D)     |
| 2,000 acres or more ..... farms..  | 33        | 6       | 2         | 16      | 2       | 2        | 3       |
| ..... acres..  | 142 898   | 24 024  | (D)       | 73 549  | (D)     | (D)      | (D)     |
| 1982 size of farm:   |           |         |           |         |         |          |         |
| 1 to 9 acres ..... farms..   | 13        | 25      | 14        | 38      | 11      | 7        | 17      |
| ..... acres..  | 61        | 91      | 60        | 188     | 42      | 17       | 83      |
| 10 to 49 acres ..... farms..   | 43        | 106     | 154       | 208     | 135     | 32       | 125     |
| ..... acres..  | 1 129     | 3 170   | 4 621     | 5 264   | 3 858   | 961      | 3 578   |
| 50 to 69 acres ..... farms..   | 15        | 66      | 65        | 51      | 26      | 18       | 37      |
| ..... acres..  | 844       | 3 900   | 3 787     | 3 006   | 1 491   | 1 028    | 2 124   |
| 70 to 99 acres ..... farms..   | 11        | 74      | 100       | 55      | 57      | 32       | 57      |
| ..... acres..  | 929       | 6 140   | 8 136     | 4 575   | 4 665   | 2 678    | 4 679   |
| 100 to 139 acres ..... farms..   | 10        | 100     | 69        | 48      | 42      | 22       | 52      |
| ..... acres..  | 1 143     | 11 834  | 7 909     | 5 730   | 4 847   | 2 598    | 6 164   |
| 140 to 179 acres ..... farms..   | 13        | 68      | 58        | 47      | 19      | 35       | 29      |
| ..... acres..  | (D)       | 10 608  | 9 104     | 7 464   | 2 976   | 5 468    | 4 574   |
| 180 to 219 acres ..... farms..   | 2         | 46      | 26        | 24      | 11      | 16       | 20      |
| ..... acres..  | (D)       | 9 139   | 5 145     | 4 762   | 2 216   | 3 220    | 3 819   |
| 220 to 259 acres ..... farms..   | 8         | 29      | 28        | 25      | 10      | 11       | 14      |
| ..... acres..  | 1 920     | 6 930   | 6 657     | 6 019   | 2 379   | 2 628    | 3 318   |
| 260 to 499 acres ..... farms..   | 24        | 115     | 63        | 55      | 32      | 30       | 32      |
| ..... acres..  | 8 862     | 40 469  | 22 439    | 19 864  | 11 285  | 10 435   | 11 245  |
| 500 to 999 acres ..... farms..   | 73        | 55      | 27        | 31      | 16      | 13       | 13      |
| ..... acres..  | 49 899    | 35 869  | 17 618    | 20 677  | 9 816   | 8 230    | (D)     |
| 1,000 to 1,999 acres ..... farms..   | 61        | 14      | 8         | 27      | 4       | 8        | 1       |
| ..... acres..  | 81 185    | 20 093  | (D)       | 38 846  | (D)     | 9 394    | (D)     |
| 2,000 acres or more ..... farms..  | 36        | 10      | 2         | 23      | 2       | 4        | -       |
| ..... acres..  | 125 290   | 36 572  | (D)       | 83 131  | (D)     | 12 890   | -       |
| <b>LAND IN FARMS ACCORDING TO USE</b>  |           |         |           |         |         |          |         |
| Total cropland..... farms, 1987..  | 231       | 460     | 386       | 391     | 247     | 144      | 316     |
| ..... farms, 1982..  | 299       | 573     | 565       | 547     | 325     | 176      | 367     |
| ..... acres, 1987..  | 247 337   | 65 502  | 35 381    | 123 692 | 23 878  | 18 397   | 24 689  |
| ..... acres, 1982..  | 247 716   | 74 302  | 55 392    | 139 420 | 26 649  | 26 034   | 25 160  |
| Harvested cropland ..... farms, 1987..   | 229       | 321     | 305       | 307     | 187     | 102      | 260     |
| ..... farms, 1982..  | 298       | 432     | 441       | 433     | 259     | 123      | 320     |
| ..... acres, 1987..  | 184 893   | 21 938  | 15 670    | 82 039  | 13 391  | 7 549    | 14 274  |
| ..... acres, 1982..  | 229 031   | 35 695  | 29 897    | 104 045 | 15 740  | 14 160   | 16 381  |
| Cropland used only for pasture or grazing ..... farms, 1987..  | 9         | 311     | 261       | 210     | 150     | 89       | 160     |
| ..... farms, 1982..  | 29        | 350     | 365       | 283     | 186     | 121      | 161     |
| ..... acres, 1987..  | 454       | 35 763  | 15 910    | 19 860  | 8 362   | 8 361    | 6 312   |
| ..... acres, 1982..  | 1 115     | 35 211  | 20 718    | 23 255  | 8 593   | 11 026   | 7 147   |
| Other cropland ..... farms, 1987..   | 201       | 96      | 98        | 133     | 42      | 28       | 90      |
| ..... farms, 1982..  | 142       | 74      | 138       | 127     | 67      | 24       | 98      |
| ..... acres, 1987..  | 61 990    | 7 801   | 3 801     | 21 793  | 2 125   | 2 487    | 4 103   |
| ..... acres, 1982..  | 17 570    | 3 396   | 4 777     | 12 120  | 2 316   | 848      | 1 632   |
| Cropland in cover crops, legumes, and soil-improvement grasses, not harvested and not pastured ..... farms, 1987.. | 16        | 16      | 20        | 41      | 9       | 11       | 11      |
| ..... farms, 1982..  | 12        | 11      | 27        | 29      | 3       | 2        | 12      |
| ..... acres, 1987..  | 1 170     | 1 954   | 507       | 4 888   | 183     | 910      | 1 052   |
| ..... acres, 1982..  | 793       | 357     | 668       | 2 304   | (D)     | (D)      | 243     |

See footnotes at end of table.

**Table 5. Farms, Land in Farms, and Land Use: 1987 and 1982—Con.**

[For meaning of abbreviations and symbols, see introductory text]

| All Farms  | Greene  | Grenada | Hancock | Harrison | Hinds   | Holmes  | Humphreys |
|--|---------|---------|---------|----------|---------|---------|-----------|
| <b>FARMS AND LAND IN FARMS</b>   |         |         |         |          |         |         |           |
| Farms.....number, 1987..   | 309     | 233     | 208     | 238      | 799     | 420     | 325       |
| .....1982..  | 376     | 276     | 243     | 332      | 983     | 505     | 346       |
| Land in farms.....acres, 1987..  | 55 285  | 85 444  | 34 416  | 18 149   | 265 611 | 236 326 | 210 188   |
| .....1982..  | 65 363  | 107 724 | 38 597  | 33 357   | 310 482 | 250 106 | 210 306   |
| Average size of farm.....acres, 1987..   | 179     | 367     | 165     | 76       | 332     | 563     | 647       |
| .....1982..  | 174     | 390     | 159     | 100      | 316     | 495     | 608       |
| Value of land and buildings <sup>1</sup> :   |         |         |         |          |         |         |           |
| Average per farm.....dollars, 1987..   | 93 773  | 185 893 | 201 764 | 113 378  | 260 727 | 436 217 | 537 012   |
| .....1982..  | 116 572 | 242 746 | 179 695 | 232 482  | 314 252 | 438 125 | 681 451   |
| Average per acre.....dollars, 1987..   | 603     | 535     | 1 050   | 1 438    | 749     | 839     | 897       |
| .....1982..  | 659     | 615     | 1 164   | 2 061    | 959     | 887     | 1 114     |
| Approximate land area.....acres, 1987..  | 459 398 | 269 369 | 305 958 | 371 628  | 559 763 | 485 952 | 275 212   |
| Proportion in farms.....percent, 1987..  | 12.0    | 31.7    | 11.2    | 4.9      | 47.5    | 48.6    | 76.4      |
| 1987 size of farm:   |         |         |         |          |         |         |           |
| 1 to 9 acres.....farms..   | 7       | 17      | 8       | 39       | 53      | 25      | 12        |
| .....acres..   | 11      | 69      | 37      | 190      | 168     | 76      | 50        |
| 10 to 49 acres.....farms..   | 76      | 23      | 71      | 109      | 155     | 35      | 39        |
| .....acres..   | 2 545   | 694     | 1 924   | 2 872    | 4 694   | 1 070   | 1 122     |
| 50 to 69 acres.....farms..   | 27      | 7       | 14      | 14       | 83      | 19      | 15        |
| .....acres..   | 1 617   | 407     | 816     | 812      | 4 936   | 1 059   | 890       |
| 70 to 99 acres.....farms..   | 41      | 24      | 27      | 26       | 86      | 29      | 16        |
| .....acres..   | 3 298   | 2 043   | 2 239   | 2 077    | 7 100   | 2 397   | 1 345     |
| 100 to 139 acres.....farms..   | 30      | 29      | 14      | 18       | 96      | 47      | 17        |
| .....acres..   | 3 551   | 3 518   | 1 616   | 2 120    | 10 980  | 5 464   | 1 972     |
| 140 to 179 acres.....farms..   | 28      | 20      | 16      | 11       | 56      | 32      | 18        |
| .....acres..   | 4 357   | 3 069   | 2 609   | 1 787    | 8 904   | 5 095   | 2 823     |
| 180 to 219 acres.....farms..   | 32      | 18      | 11      | 3        | 31      | 19      | 14        |
| .....acres..   | 6 360   | 3 561   | 2 184   | (D)      | 6 048   | 3 716   | 2 793     |
| 220 to 259 acres.....farms..   | 14      | 13      | 8       | 2        | 34      | 21      | 9         |
| .....acres..   | 3 349   | 3 098   | 1 950   | (D)      | 8 160   | 5 048   | 2 146     |
| 260 to 499 acres.....farms..   | 32      | 31      | 25      | 12       | 90      | 72      | 61        |
| .....acres..   | 11 343  | 11 137  | 8 976   | 4 223    | 30 981  | 25 572  | 22 506    |
| 500 to 999 acres.....farms..   | 16      | 27      | 10      | 4        | 65      | 53      | 58        |
| .....acres..   | 11 334  | 19 268  | 6 558   | 2 989    | 46 528  | 38 152  | 39 972    |
| 1,000 to 1,999 acres.....farms..   | 6       | 17      | 4       | -        | 33      | 42      | 41        |
| .....acres..   | 7 520   | 22 935  | 5 507   | -        | 43 185  | 59 183  | 59 766    |
| 2,000 acres or more.....farms..  | -       | 7       | -       | -        | 17      | 26      | 25        |
| .....acres..   | -       | 15 645  | -       | -        | 93 927  | 89 494  | 74 813    |
| 1982 size of farm:   |         |         |         |          |         |         |           |
| 1 to 9 acres.....farms..   | 11      | 15      | 14      | 38       | 41      | 12      | 9         |
| .....acres..   | 71      | 54      | 71      | 181      | 144     | 40      | 58        |
| 10 to 49 acres.....farms..   | 102     | 39      | 64      | 165      | 231     | 58      | 52        |
| .....acres..   | 3 196   | 1 159   | 1 815   | 4 354    | 6 524   | 1 895   | 1 649     |
| 50 to 69 acres.....farms..   | 40      | 16      | 25      | 25       | 100     | 37      | 19        |
| .....acres..   | 2 281   | 1 000   | 1 467   | 1 445    | 5 691   | 2 131   | 1 070     |
| 70 to 99 acres.....farms..   | 59      | 25      | 31      | 34       | 110     | 47      | 32        |
| .....acres..   | 4 699   | 2 108   | 2 531   | 2 757    | 9 012   | 3 895   | 2 607     |
| 100 to 139 acres.....farms..   | 38      | 24      | 25      | 20       | 111     | 62      | 25        |
| .....acres..   | 4 444   | 2 925   | 2 838   | 2 267    | 12 637  | 7 332   | 2 916     |
| 140 to 179 acres.....farms..   | 35      | 23      | 23      | 13       | 66      | 43      | 20        |
| .....acres..   | 5 374   | 3 515   | 3 574   | 2 069    | 10 330  | 6 878   | 3 206     |
| 180 to 219 acres.....farms..   | 18      | 22      | 16      | 8        | 41      | 31      | 16        |
| .....acres..   | 3 582   | 4 443   | 3 202   | 1 580    | 8 101   | 6 062   | 3 164     |
| 220 to 259 acres.....farms..   | 4       | 12      | 6       | 3        | 36      | 23      | 9         |
| .....acres..   | 916     | 2 863   | 1 468   | 738      | 8 690   | 5 505   | 2 106     |
| 260 to 499 acres.....farms..   | 39      | 40      | 25      | 17       | 118     | 62      | 39        |
| .....acres..   | 12 921  | 14 213  | 8 731   | 6 109    | 41 044  | 22 333  | 14 354    |
| 500 to 999 acres.....farms..   | 22      | 32      | 11      | 6        | 67      | 60      | 53        |
| .....acres..   | 16 092  | 23 221  | 8 031   | 3 905    | 47 402  | 43 087  | 37 960    |
| 1,000 to 1,999 acres.....farms..   | 7       | 19      | 2       | 2        | 44      | 39      | 49        |
| .....acres..   | (D)     | 26 065  | (D)     | (D)      | 57 468  | 50 945  | 68 762    |
| 2,000 acres or more.....farms..  | 1       | 9       | 1       | 1        | 18      | 31      | 23        |
| .....acres..   | (D)     | 26 158  | (D)     | (D)      | 103 449 | 100 003 | 72 454    |
| <b>LAND IN FARMS ACCORDING TO USE</b>  |         |         |         |          |         |         |           |
| Total cropland.....farms, 1987..   | 279     | 190     | 180     | 202      | 629     | 370     | 258       |
| .....1982..  | 342     | 240     | 213     | 284      | 791     | 446     | 296       |
| .....acres, 1987..   | 17 796  | 43 516  | 13 382  | 8 219    | 126 637 | 162 048 | 161 642   |
| .....1982..  | 23 944  | 61 012  | 16 919  | 18 109   | 166 252 | 163 400 | 166 052   |
| Harvested cropland.....farms, 1987..   | 219     | 170     | 117     | 183      | 470     | 314     | 236       |
| .....1982..  | 262     | 209     | 131     | 215      | 597     | 366     | 287       |
| .....acres, 1987..   | 6 273   | 25 868  | 4 400   | 2 805    | 58 504  | 103 300 | 109 722   |
| .....1982..  | 11 097  | 45 454  | 7 265   | 10 049   | 99 584  | 129 646 | 149 091   |
| Cropland used only for pasture or grazing.....farms, 1987..  | 202     | 73      | 114     | 101      | 334     | 125     | 18        |
| .....1982..  | 225     | 105     | 121     | 156      | 462     | 188     | 14        |
| .....acres, 1987..   | 9 484   | 9 195   | 6 347   | 4 614    | 44 807  | 14 430  | 1 764     |
| .....1982..  | 10 879  | 12 192  | 7 204   | 5 702    | 53 215  | 20 018  | 1 432     |
| Other cropland.....farms, 1987..   | 75      | 86      | 46      | 31       | 173     | 191     | 185       |
| .....1982..  | 101     | 46      | 55      | 56       | 136     | 141     | 128       |
| .....acres, 1987..   | 2 039   | 8 453   | 2 635   | 800      | 23 326  | 44 318  | 50 156    |
| .....1982..  | 1 968   | 3 366   | 2 450   | 2 356    | 13 453  | 13 736  | 15 529    |
| Cropland in cover crops, legumes, and soil-improvement grasses, not harvested and not pastured.....farms, 1987.. | 19      | 29      | 9       | 6        | 32      | 43      | 16        |
| .....1982..  | 18      | 10      | 8       | 5        | 31      | 13      | 4         |
| .....acres, 1987..   | 189     | 1 719   | 292     | (D)      | 4 092   | 6 826   | 3 737     |
| .....1982..  | 254     | 727     | 221     | 37       | 2 298   | 1 025   | 296       |

See footnotes at end of table.

Table 5. Farms, Land in Farms, and Land Use: 1987 and 1982—Con.

[For meaning of abbreviations and symbols, see introductory text]

| All Farms  | Issaquena | Itawamba | Jackson | Jasper  | Jefferson | Jefferson Davis | Jones   |
|--|-----------|----------|---------|---------|-----------|-----------------|---------|
| <b>FARMS AND LAND IN FARMS</b>   |           |          |         |         |           |                 |         |
| Farms.....number, 1987..   | 107       | 452      | 206     | 423     | 234       | 408             | 800     |
| .....number, 1982..  | 134       | 600      | 255     | 612     | 288       | 566             | 995     |
| Land in farms.....acres, 1987..  | 121 019   | 78 932   | 20 892  | 97 908  | 81 073    | 76 851          | 104 172 |
| .....acres, 1982..   | 111 115   | 98 384   | 29 465  | 117 899 | 115 048   | 89 103          | 129 648 |
| Average size of farm.....acres, 1987..   | 1 131     | 175      | 101     | 231     | 346       | 188             | 130     |
| .....acres, 1982..   | 829       | 164      | 116     | 193     | 399       | 157             | 130     |
| Value of land and buildings <sup>1</sup> :   |           |          |         |         |           |                 |         |
| Average per farm.....dollars, 1987..   | 780 804   | 92 746   | 111 350 | 136 953 | 231 687   | 94 922          | 135 893 |
| .....dollars, 1982..   | 876 784   | 125 315  | 151 373 | 132 114 | 293 840   | 109 307         | 145 552 |
| Average per acre.....dollars, 1987..   | 696       | 560      | 956     | 545     | 744       | 603             | 1 115   |
| .....dollars, 1982..   | 1 045     | 804      | 1 777   | 685     | 815       | 716             | 1 119   |
| Approximate land area.....acres, 1987..  | 260 064   | 345 856  | 468 064 | 433 772 | 334 822   | 261 587         | 445 126 |
| Proportion in farms.....percent, 1987..  | 46.5      | 22.8     | 4.5     | 22.6    | 24.2      | 29.4            | 23.4    |
| 1987 size of farm:   |           |          |         |         |           |                 |         |
| 1 to 9 acres.....farms..   | 4         | 17       | 30      | 24      | 7         | 13              | 51      |
| .....acres..   | 20        | 95       | 124     | 61      | 21        | 27              | 226     |
| 10 to 49 acres.....farms..   | 14        | 89       | 87      | 66      | 28        | 59              | 240     |
| .....acres..   | 515       | 2 680    | 2 274   | 1 968   | 720       | 1 950           | 6 856   |
| 50 to 69 acres.....farms..   | 4         | 52       | 19      | 34      | 18        | 48              | 100     |
| .....acres..   | (D)       | 2 944    | (D)     | 1 953   | 1 031     | 2 811           | 5 877   |
| 70 to 99 acres.....farms..   | 5         | 66       | 16      | 46      | 22        | 54              | 110     |
| .....acres..   | (D)       | 5 446    | 1 282   | 3 800   | 1 761     | 4 477           | 9 061   |
| 100 to 139 acres.....farms..   | 4         | 54       | 16      | 58      | 26        | 57              | 93      |
| .....acres..   | 459       | 6 363    | 1 877   | 6 874   | 3 070     | 6 599           | 10 911  |
| 140 to 179 acres.....farms..   | 5         | 41       | 12      | 40      | 14        | 42              | 57      |
| .....acres..   | 733       | 6 650    | 1 854   | 6 358   | 2 183     | 6 566           | 9 060   |
| 180 to 219 acres.....farms..   | 3         | 24       | 5       | 32      | 10        | 36              | 42      |
| .....acres..   | (D)       | 4 851    | (D)     | 6 281   | 1 983     | 7 006           | 8 242   |
| 220 to 259 acres.....farms..   | 2         | 19       | 1       | 17      | 15        | 19              | 23      |
| .....acres..   | (D)       | 4 582    | (D)     | 4 105   | 3 481     | 4 469           | 5 463   |
| 260 to 499 acres.....farms..   | 14        | 57       | 11      | 55      | 45        | 49              | 62      |
| .....acres..   | 4 853     | 19 200   | 3 851   | 20 362  | 15 774    | 16 933          | 20 864  |
| 500 to 999 acres.....farms..   | 16        | 27       | 8       | 41      | 30        | 22              | 13      |
| .....acres..   | 12 741    | 18 470   | (D)     | 29 388  | 19 845    | 14 760          | 8 774   |
| 1,000 to 1,999 acres.....farms..   | 17        | 6        | 1       | 7       | 11        | 9               | 5       |
| .....acres..   | 23 698    | 7 651    | (D)     | 10 036  | 13 378    | 11 253          | 7 346   |
| 2,000 acres or more.....farms..  | 19        | -        | -       | 3       | 8         | -               | 4       |
| .....acres..   | 76 289    | -        | -       | 6 722   | 18 026    | -               | 11 492  |
| 1982 size of farm:   |           |          |         |         |           |                 |         |
| 1 to 9 acres.....farms..   | 4         | 28       | 23      | 27      | 8         | 23              | 47      |
| .....acres..   | (D)       | 136      | 101     | 113     | 19        | 91              | 191     |
| 10 to 49 acres.....farms..   | 28        | 142      | 117     | 107     | 37        | 98              | 313     |
| .....acres..   | 937       | 4 410    | 3 303   | 3 352   | 1 053     | 3 107           | 9 126   |
| 50 to 69 acres.....farms..   | 4         | 64       | 16      | 65      | 30        | 75              | 114     |
| .....acres..   | (D)       | 3 737    | 939     | 3 845   | 1 668     | 4 421           | 6 685   |
| 70 to 99 acres.....farms..   | 12        | 78       | 31      | 75      | 28        | 92              | 146     |
| .....acres..   | 988       | 6 374    | 2 537   | 6 226   | 2 326     | 7 662           | 12 086  |
| 100 to 139 acres.....farms..   | 7         | 73       | 22      | 85      | 36        | 90              | 125     |
| .....acres..   | 814       | 8 362    | 2 527   | 9 883   | 4 206     | 10 524          | 14 893  |
| 140 to 179 acres.....farms..   | 7         | 54       | 7       | 58      | 20        | 52              | 67      |
| .....acres..   | 1 126     | 8 412    | 1 066   | 9 187   | 3 151     | 8 187           | 10 503  |
| 180 to 219 acres.....farms..   | 2         | 41       | 8       | 45      | 17        | 28              | 46      |
| .....acres..   | (D)       | 8 214    | 1 595   | 8 864   | 3 407     | 5 489           | 9 079   |
| 220 to 259 acres.....farms..   | 1         | 21       | 3       | 29      | 17        | 21              | 29      |
| .....acres..   | (D)       | 4 965    | 740     | 6 923   | 4 049     | 4 957           | 6 915   |
| 260 to 499 acres.....farms..   | 16        | 56       | 16      | 78      | 43        | 53              | 75      |
| .....acres..   | 5 584     | 19 333   | 5 801   | 27 310  | 15 000    | 19 072          | 25 770  |
| 500 to 999 acres.....farms..   | 22        | 37       | 8       | 36      | 28        | 31              | 23      |
| .....acres..   | 16 325    | 25 192   | 5 793   | 24 768  | 19 253    | 19 856          | 14 928  |
| 1,000 to 1,999 acres.....farms..   | 16        | 4        | 4       | 4       | 12        | 2               | 7       |
| .....acres..   | 23 842    | (D)      | 5 063   | 5 878   | 17 199    | (D)             | 9 400   |
| 2,000 acres or more.....farms..  | 15        | 2        | -       | 3       | 12        | 1               | 3       |
| .....acres..   | 60 492    | (D)      | -       | 11 550  | 43 717    | (D)             | 10 072  |
| <b>LAND IN FARMS ACCORDING TO USE</b>  |           |          |         |         |           |                 |         |
| Total cropland.....farms, 1987..   | 105       | 414      | 166     | 344     | 192       | 373             | 676     |
| .....farms, 1982..   | 130       | 528      | 233     | 525     | 250       | 503             | 850     |
| .....acres, 1987..   | 104 268   | 37 768   | 9 930   | 37 602  | 33 237    | 40 444          | 47 911  |
| .....acres, 1982..   | 99 302    | 52 308   | 16 523  | 45 378  | 55 369    | 44 996          | 60 540  |
| Harvested cropland.....farms, 1987..   | 103       | 355      | 124     | 262     | 115       | 299             | 463     |
| .....farms, 1982..   | 127       | 466      | 182     | 435     | 163       | 415             | 629     |
| .....acres, 1987..   | 84 927    | 21 774   | 3 644   | 12 728  | 13 691    | 18 104          | 19 060  |
| .....acres, 1982..   | 94 029    | 38 728   | 10 543  | 17 037  | 35 449    | 21 077          | 28 078  |
| Cropland used only for pasture or grazing.....farms, 1987..  | 3         | 197      | 96      | 223     | 133       | 247             | 441     |
| .....farms, 1982..   | 7         | 240      | 125     | 325     | 165       | 318             | 565     |
| .....acres, 1987..   | 190       | 10 502   | 4 318   | 21 559  | 12 923    | 18 170          | 23 020  |
| .....acres, 1982..   | 576       | 10 693   | 4 128   | 26 236  | 17 061    | 21 413          | 28 002  |
| Other cropland.....farms, 1987..   | 60        | 118      | 47      | 56      | 50        | 101             | 142     |
| .....farms, 1982..   | 47        | 92       | 50      | 77      | 31        | 93              | 171     |
| .....acres, 1987..   | 19 151    | 5 492    | 1 968   | 3 315   | 6 823     | 4 170           | 5 831   |
| .....acres, 1982..   | 4 697     | 2 887    | 1 852   | 2 103   | 2 859     | 2 506           | 4 460   |
| Cropland in cover crops, legumes, and soil-improvement grasses, not harvested and not pastured.....farms, 1987.. | 4         | 29       | 6       | 12      | 14        | 10              | 23      |
| .....farms, 1982..   | 1         | 18       | 15      | 12      | 9         | 9               | 21      |
| .....acres, 1987..   | 1 105     | 1 208    | 158     | 394     | 572       | 575             | 929     |
| .....acres, 1982..   | (D)       | 381      | (D)     | 285     | 863       | 346             | 932     |

See footnotes at end of table.

**Table 5. Farms, Land in Farms, and Land Use: 1987 and 1982—Con.**

[For meaning of abbreviations and symbols, see introductory text]

| All Farms  | Kemper  | Lafayette | Lamar   | Lauderdale | Lawrence | Leake   | Lee     | Leflore   |
|--|---------|-----------|---------|------------|----------|---------|---------|-----------|
| <b>FARMS AND LAND IN FARMS</b>   |         |           |         |            |          |         |         |           |
| Farms ..... number, 1987..   | 430     | 447       | 336     | 449        | 303      | 659     | 567     | 281       |
| ..... number, 1982..   | 579     | 525       | 435     | 551        | 411      | 787     | 701     | 312       |
| Land in farms ..... acres, 1987..  | 107 807 | 113 563   | 57 612  | 86 233     | 61 206   | 96 008  | 131 306 | 277 137   |
| ..... acres, 1982..  | 139 659 | 130 939   | 83 040  | 96 367     | 76 919   | 116 407 | 141 581 | 323 368   |
| Average size of farm ..... acres, 1987..   | 251     | 254       | 171     | 192        | 202      | 146     | 232     | 986       |
| ..... acres, 1982..  | 241     | 249       | 191     | 175        | 187      | 148     | 202     | 1 036     |
| Value of land and buildings <sup>1</sup> :   |         |           |         |            |          |         |         |           |
| Average per farm ..... dollars, 1987..   | 122 972 | 132 083   | 142 953 | 129 325    | 136 528  | 103 009 | 163 845 | 774 808   |
| ..... dollars, 1982..  | 145 389 | 157 728   | 182 670 | 129 378    | 123 032  | 99 373  | 160 635 | 1 228 667 |
| Average per acre ..... dollars, 1987..   | 517     | 491       | 888     | 738        | 660      | 757     | 622     | 825       |
| ..... dollars, 1982..  | 539     | 678       | 996     | 857        | 729      | 739     | 805     | 1 193     |
| Approximate land area ..... acres, 1987..  | 490 515 | 428 147   | 319 507 | 451 008    | 278 342  | 373 888 | 288 422 | 387 084   |
| Proportion in farms ..... percent, 1987..  | 22.0    | 26.5      | 18.0    | 19.1       | 22.0     | 25.7    | 45.5    | 71.6      |
| 1987 size of farm:   |         |           |         |            |          |         |         |           |
| 1 to 9 acres ..... farms..   | 14      | 9         | 13      | 18         | 7        | 43      | 33      | 3         |
| ..... acres..  | 34      | 33        | 55      | 70         | (D)      | 141     | 114     | 15        |
| 10 to 49 acres ..... farms..   | 48      | 56        | 99      | 102        | 45       | 131     | 133     | 19        |
| ..... acres..  | 1 868   | 1 724     | 2 736   | 2 907      | (D)      | 4 171   | 4 107   | 655       |
| 50 to 69 acres ..... farms..   | 23      | 25        | 39      | 48         | 32       | 77      | 59      | 8         |
| ..... acres..  | 1 270   | 1 454     | 2 269   | 2 706      | 1 833    | 4 493   | 3 413   | 442       |
| 70 to 99 acres ..... farms..   | 60      | 48        | 47      | 49         | 50       | 95      | 59      | 22        |
| ..... acres..  | 4 961   | 4 134     | 3 875   | 3 982      | 4 246    | 7 817   | 4 929   | 1 801     |
| 100 to 139 acres ..... farms..   | 47      | 59        | 29      | 54         | 37       | 82      | 63      | 16        |
| ..... acres..  | 5 509   | 6 768     | 3 429   | 6 340      | 4 326    | 9 363   | 7 367   | 1 893     |
| 140 to 179 acres ..... farms..   | 53      | 56        | 24      | 37         | 25       | 63      | 45      | 9         |
| ..... acres..  | 8 416   | 8 800     | 3 742   | 5 688      | 3 852    | 9 822   | 7 031   | 1 390     |
| 180 to 219 acres ..... farms..   | 44      | 34        | 22      | 30         | 27       | 41      | 30      | 6         |
| ..... acres..  | 8 623   | 6 757     | 4 284   | 5 720      | 5 378    | 8 017   | 5 893   | 1 206     |
| 220 to 259 acres ..... farms..   | 21      | 30        | 11      | 28         | 20       | 31      | 22      | 3         |
| ..... acres..  | 4 932   | 7 115     | 2 579   | 6 594      | 4 771    | 7 416   | 5 142   | 711       |
| 260 to 499 acres ..... farms..   | 71      | 78        | 29      | 49         | 37       | 65      | 60      | 36        |
| ..... acres..  | 25 409  | 27 029    | 10 264  | 17 663     | 13 049   | 22 107  | 21 314  | 13 675    |
| 500 to 999 acres ..... farms..   | 36      | 36        | 17      | 25         | 18       | 27      | 36      | 68        |
| ..... acres..  | 23 058  | 25 645    | 11 799  | 16 029     | 12 451   | 17 636  | 23 949  | (D)       |
| 1,000 to 1,999 acres ..... farms..   | 10      | 14        | 5       | 7          | 4        | 4       | 19      | 49        |
| ..... acres..  | 13 339  | (D)       | (D)     | (D)        | (D)      | 5 025   | 24 724  | (D)       |
| 2,000 acres or more ..... farms..  | 3       | 2         | 1       | 2          | 1        | -       | 8       | 42        |
| ..... acres..  | 10 588  | (D)       | (D)     | (D)        | (D)      | -       | 23 323  | 137 447   |
| 1982 size of farm:   |         |           |         |            |          |         |         |           |
| 1 to 9 acres ..... farms..   | 14      | 17        | 17      | 21         | 10       | 38      | 36      | 3         |
| ..... acres..  | 43      | 69        | 87      | 106        | 37       | 115     | 143     | 18        |
| 10 to 49 acres ..... farms..   | 74      | 65        | 99      | 127        | 70       | 176     | 189     | 32        |
| ..... acres..  | 2 274   | 2 074     | 3 046   | 3 679      | 2 163    | 5 505   | 5 541   | 1 063     |
| 50 to 69 acres ..... farms..   | 40      | 41        | 46      | 59         | 50       | 97      | 74      | 11        |
| ..... acres..  | 2 285   | 2 417     | 2 772   | 3 445      | 2 879    | 5 690   | 4 218   | 638       |
| 70 to 99 acres ..... farms..   | 90      | 64        | 53      | 73         | 60       | 124     | 90      | 26        |
| ..... acres..  | 7 362   | 5 340     | 4 414   | 5 939      | 5 035    | 10 134  | 7 289   | 2 108     |
| 100 to 139 acres ..... farms..   | 77      | 57        | 63      | 67         | 58       | 109     | 83      | 14        |
| ..... acres..  | 8 961   | 6 655     | 7 258   | 8 021      | 6 724    | 12 814  | 9 638   | 1 591     |
| 140 to 179 acres ..... farms..   | 51      | 74        | 49      | 48         | 30       | 70      | 46      | 11        |
| ..... acres..  | 8 182   | 11 692    | 7 656   | 7 509      | 4 734    | 10 857  | 7 265   | 1 678     |
| 180 to 219 acres ..... farms..   | 45      | 26        | 22      | 34         | 30       | 39      | 29      | 3         |
| ..... acres..  | 8 849   | 5 119     | 4 398   | 6 784      | 6 031    | 7 704   | 5 724   | 604       |
| 220 to 259 acres ..... farms..   | 28      | 38        | 16      | 22         | 21       | 30      | 23      | 11        |
| ..... acres..  | 6 637   | 9 116     | 3 816   | 5 134      | 4 995    | 7 085   | 5 425   | 2 700     |
| 260 to 499 acres ..... farms..   | 101     | 80        | 42      | 63         | 59       | 67      | 62      | 33        |
| ..... acres..  | 35 666  | 28 682    | 15 518  | 22 346     | 20 144   | 23 703  | 22 333  | 12 908    |
| 500 to 999 acres ..... farms..   | 43      | 42        | 17      | 26         | 16       | 27      | 50      | 51        |
| ..... acres..  | 30 055  | 26 868    | 11 637  | 16 987     | 10 961   | 18 154  | 35 554  | 37 510    |
| 1,000 to 1,999 acres ..... farms..   | 12      | 17        | 7       | 9          | 4        | 8       | 12      | 72        |
| ..... acres..  | 17 152  | 23 514    | 9 926   | (D)        | 5 356    | (D)     | 15 610  | 103 018   |
| 2,000 acres or more ..... farms..  | 4       | 4         | 4       | 2          | 3        | 2       | 7       | 45        |
| ..... acres..  | 12 193  | 9 393     | 12 512  | (D)        | 7 860    | (D)     | 22 841  | 159 532   |
| <b>LAND IN FARMS ACCORDING TO USE</b>  |         |           |         |            |          |         |         |           |
| Total cropland..... farms, 1987..  | 361     | 395       | 304     | 376        | 272      | 535     | 492     | 270       |
| ..... farms, 1982..  | 539     | 463       | 404     | 488        | 373      | 670     | 614     | 307       |
| ..... acres, 1987..  | 43 039  | 46 558    | 26 969  | 34 615     | 30 616   | 46 148  | 94 281  | 239 635   |
| ..... acres, 1982..  | 71 179  | 64 156    | 40 507  | 35 058     | 34 552   | 58 066  | 92 692  | 278 259   |
| Harvested cropland..... farms, 1987..  | 294     | 330       | 218     | 285        | 213      | 427     | 433     | 263       |
| ..... farms, 1982..  | 434     | 379       | 312     | 383        | 278      | 547     | 543     | 298       |
| ..... acres, 1987..  | 16 194  | 23 693    | 13 720  | 12 507     | 13 283   | 19 880  | 67 661  | 173 487   |
| ..... acres, 1982..  | 37 631  | 37 677    | 20 475  | 12 812     | 15 222   | 30 562  | 74 541  | 247 632   |
| Cropland used only for pasture or grazing ..... farms, 1987..  | 240     | 200       | 183     | 259        | 187      | 313     | 252     | 19        |
| ..... farms, 1982..  | 347     | 231       | 245     | 310        | 239      | 402     | 255     | 27        |
| ..... acres, 1987..  | 20 279  | 15 633    | 9 972   | 18 645     | 15 514   | 21 532  | 19 659  | 1 340     |
| ..... acres, 1982..  | 30 241  | 22 085    | 16 063  | 20 180     | 15 591   | 23 629  | 14 667  | 3 644     |
| Other cropland ..... farms, 1987..   | 83      | 128       | 82      | 76         | 54       | 110     | 137     | 205       |
| ..... farms, 1982..  | 102     | 98        | 85      | 85         | 76       | 97      | 80      | 176       |
| ..... acres, 1987..  | 6 566   | 7 232     | 3 277   | 3 463      | 1 819    | 4 736   | 6 961   | 64 808    |
| ..... acres, 1982..  | 3 307   | 4 394     | 3 969   | 2 068      | 3 739    | 3 875   | 3 484   | 26 983    |
| Cropland in cover crops, legumes, and<br>soil-improvement grasses, not harvested<br>and not pastured ..... farms, 1987.. | 17      | 17        | 16      | 18         | 7        | 12      | 31      | 15        |
| ..... farms, 1982..  | 16      | 20        | 17      | 21         | 8        | 16      | 14      | 14        |
| ..... acres, 1987..  | 1 278   | 520       | 824     | 727        | 70       | 545     | 1 176   | 2 850     |
| ..... acres, 1982..  | 480     | 877       | 265     | 251        | (D)      | 918     | 968     | 1 122     |

See footnotes at end of table.



**Table 5. Farms, Land in Farms, and Land Use: 1987 and 1982—Con.**

[For meaning of abbreviations and symbols, see introductory text]

| All Farms   | Lincoln | Lowndes | Madison | Marion  | Marshall | Monroe  | Montgomery | Neshoba |
|---|---------|---------|---------|---------|----------|---------|------------|---------|
| <b>FARMS AND LAND IN FARMS</b>  |         |         |         |         |          |         |            |         |
| Farms..... number, 1987..   | 548     | 371     | 502     | 574     | 554      | 542     | 307        | 721     |
| ..... 1982..  | 643     | 486     | 607     | 720     | 681      | 712     | 374        | 870     |
| Land in farms..... acres, 1987..  | 103 596 | 131 086 | 216 946 | 96 396  | 197 599  | 185 982 | 97 454     | 132 386 |
| ..... 1982..  | 124 647 | 156 255 | 238 403 | 126 210 | 220 829  | 210 113 | 110 766    | 152 684 |
| Average size of farm..... acres, 1987..   | 189     | 353     | 432     | 168     | 357      | 343     | 317        | 184     |
| ..... 1982..  | 194     | 322     | 393     | 175     | 324      | 295     | 296        | 175     |
| Value of land and buildings <sup>1</sup> :  |         |         |         |         |          |         |            |         |
| Average per farm..... dollars, 1987..   | 133 949 | 204 809 | 374 153 | 140 307 | 216 715  | 214 611 | 173 743    | 107 871 |
| ..... 1982..  | 168 790 | 284 064 | 362 710 | 143 518 | 224 913  | 219 915 | 165 709    | 125 391 |
| Average per acre..... dollars, 1987..   | 715     | 610     | 907     | 882     | 662      | 606     | 512        | 556     |
| ..... 1982..  | 793     | 978     | 936     | 912     | 725      | 725     | 591        | 714     |
| Approximate land area..... acres, 1987..  | 375 430 | 331 020 | 459 225 | 350 707 | 453 606  | 494 067 | 260 960    | 365 811 |
| Proportion in farms..... percent, 1987..  | 27.6    | 39.6    | 47.2    | 27.5    | 43.6     | 37.6    | 37.3       | 36.2    |
| 1987 size of farm:  |         |         |         |         |          |         |            |         |
| 1 to 9 acres..... farms..   | 12      | 28      | 28      | 20      | 26       | 13      | 10         | 20      |
| ..... acres..   | 33      | 131     | 94      | 72      | 104      | 33      | 34         | 58      |
| 10 to 49 acres..... farms..   | 78      | 69      | 91      | 139     | 99       | 100     | 52         | 115     |
| ..... acres..   | 2 672   | 1 855   | 2 726   | 4 405   | 2 743    | 3 092   | 1 453      | 3 714   |
| 50 to 69 acres..... farms..   | 47      | 35      | 47      | 52      | 44       | 40      | 14         | 74      |
| ..... acres..   | 2 798   | 2 030   | 2 728   | 3 131   | 2 522    | 2 357   | 843        | 4 319   |
| 70 to 99 acres..... farms..   | 61      | 38      | 48      | 71      | 84       | 66      | 22         | 123     |
| ..... acres..   | 5 129   | 3 109   | 3 893   | 5 727   | 6 885    | 5 425   | 1 784      | 10 099  |
| 100 to 139 acres..... farms..   | 81      | 30      | 37      | 68      | 61       | 71      | 31         | 100     |
| ..... acres..   | 9 491   | 3 510   | 4 257   | 8 042   | 7 246    | 8 192   | 3 751      | 11 847  |
| 140 to 179 acres..... farms..   | 68      | 38      | 38      | 60      | 52       | 39      | 35         | 82      |
| ..... acres..   | 10 549  | 3 297   | 6 009   | 9 444   | 8 321    | 6 030   | 5 641      | 12 940  |
| 180 to 219 acres..... farms..   | 50      | 12      | 25      | 54      | 26       | 26      | 22         | 61      |
| ..... acres..   | 9 893   | 2 349   | 4 966   | 10 718  | 5 112    | 5 132   | 4 362      | 12 211  |
| 220 to 259 acres..... farms..   | 39      | 9       | 14      | 17      | 21       | 16      | 15         | 33      |
| ..... acres..   | 9 261   | 2 179   | 3 232   | 4 023   | 4 984    | 3 785   | 3 465      | 7 878   |
| 260 to 499 acres..... farms..   | 82      | 46      | 72      | 58      | 50       | 69      | 51         | 78      |
| ..... acres..   | 28 352  | 16 142  | 24 999  | 19 879  | 18 222   | 26 345  | 18 121     | 26 755  |
| 500 to 999 acres..... farms..   | 23      | 49      | 56      | 28      | 47       | 60      | 37         | 26      |
| ..... acres..   | 14 860  | 34 131  | 37 868  | 18 760  | 30 402   | 41 635  | 27 363     | 17 056  |
| 1,000 to 1,999 acres..... farms..   | 6       | 25      | 27      | 5       | 22       | 27      | 13         | 8       |
| ..... acres..   | (D)     | 33 285  | 37 326  | (D)     | 31 776   | 39 606  | 17 422     | (D)     |
| 2,000 acres or more..... farms..  | 1       | 9       | 19      | 2       | 22       | 15      | 5          | 1       |
| ..... acres..   | (D)     | 29 068  | 88 848  | (D)     | 79 282   | 44 350  | 13 215     | (D)     |
| 1982 size of farm:  |         |         |         |         |          |         |            |         |
| 1 to 9 acres..... farms..   | 9       | 38      | 27      | 27      | 32       | 21      | 19         | 28      |
| ..... acres..   | 36      | 209     | 123     | 106     | 134      | 108     | 73         | 130     |
| 10 to 49 acres..... farms..   | 129     | 109     | 127     | 154     | 142      | 168     | 57         | 156     |
| ..... acres..   | 4 217   | 3 101   | 3 729   | 4 864   | 4 109    | 5 377   | 1 474      | 5 027   |
| 50 to 69 acres..... farms..   | 42      | 44      | 60      | 74      | 59       | 66      | 32         | 91      |
| ..... acres..   | 2 449   | 2 590   | 3 429   | 4 274   | 3 409    | 3 799   | 1 819      | 5 435   |
| 70 to 99 acres..... farms..   | 85      | 45      | 75      | 97      | 84       | 88      | 40         | 148     |
| ..... acres..   | 7 117   | 3 666   | 6 040   | 7 974   | 6 801    | 7 393   | 3 420      | 12 288  |
| 100 to 139 acres..... farms..   | 88      | 58      | 51      | 107     | 61       | 55      | 31         | 114     |
| ..... acres..   | 10 263  | 6 799   | 6 054   | 12 434  | 7 179    | 6 235   | 3 672      | 13 251  |
| 140 to 179 acres..... farms..   | 80      | 21      | 42      | 66      | 56       | 56      | 44         | 86      |
| ..... acres..   | 12 565  | 3 321   | 6 595   | 10 514  | 8 887    | 8 585   | 6 949      | 13 397  |
| 180 to 219 acres..... farms..   | 35      | 14      | 29      | 44      | 23       | 41      | 25         | 62      |
| ..... acres..   | 6 856   | 2 701   | 5 765   | 8 813   | 4 574    | 8 121   | 4 904      | 12 296  |
| 220 to 259 acres..... farms..   | 49      | 8       | 13      | 31      | 33       | 26      | 18         | 45      |
| ..... acres..   | 11 622  | 1 879   | 3 019   | 7 272   | 7 891    | 6 213   | 4 273      | 10 666  |
| 260 to 499 acres..... farms..   | 83      | 53      | 77      | 76      | 81       | 71      | 58         | 100     |
| ..... acres..   | 29 797  | 19 422  | 27 862  | 25 759  | 29 423   | 25 486  | 19 751     | 34 427  |
| 500 to 999 acres..... farms..   | 31      | 49      | 47      | 33      | 60       | 67      | 29         | 30      |
| ..... acres..   | 21 040  | 34 047  | 31 826  | 22 204  | 39 087   | 44 287  | 20 635     | 19 382  |
| 1,000 to 1,999 acres..... farms..   | 10      | 37      | 37      | 9       | 30       | 30      | 15         | 9       |
| ..... acres..   | (D)     | 49 853  | 50 838  | (D)     | 42 833   | 52 276  | 17 840     | (D)     |
| 2,000 acres or more..... farms..  | 2       | 10      | 22      | 2       | 20       | 14      | 6          | 1       |
| ..... acres..   | (D)     | 28 667  | 93 123  | (D)     | 66 502   | 42 233  | 25 956     | (D)     |
| <b>LAND IN FARMS ACCORDING TO USE</b>   |         |         |         |         |          |         |            |         |
| Total cropland..... farms, 1987..   | 484     | 325     | 413     | 517     | 455      | 498     | 271        | 646     |
| ..... 1982..  | 548     | 443     | 516     | 647     | 580      | 669     | 324        | 778     |
| ..... acres, 1987..   | 51 734  | 82 739  | 118 506 | 48 444  | 104 439  | 123 358 | 46 122     | 52 146  |
| ..... 1982..  | 63 076  | 110 974 | 144 102 | 61 453  | 119 792  | 138 066 | 54 722     | 65 318  |
| Harvested cropland..... farms, 1987..   | 364     | 263     | 345     | 412     | 380      | 440     | 229        | 546     |
| ..... 1982..  | 413     | 378     | 413     | 522     | 485      | 583     | 275        | 657     |
| ..... acres, 1987..   | 16 832  | 55 758  | 61 209  | 15 884  | 60 961   | 90 025  | 24 601     | 19 515  |
| ..... 1982..  | 28 188  | 93 632  | 103 974 | 21 857  | 81 719   | 113 768 | 37 449     | 25 603  |
| Cropland used only for pasture or grazing..... farms, 1987..  | 358     | 150     | 188     | 379     | 227      | 237     | 152        | 446     |
| ..... 1982..  | 402     | 178     | 243     | 474     | 292      | 300     | 169        | 549     |
| ..... acres, 1987..   | 30 635  | 10 549  | 23 032  | 26 338  | 26 033   | 21 000  | 14 987     | 29 320  |
| ..... 1982..  | 32 128  | 12 588  | 25 853  | 33 581  | 30 431   | 20 369  | 13 591     | 36 283  |
| Other cropland..... farms, 1987..   | 61      | 124     | 151     | 117     | 169      | 183     | 98         | 92      |
| ..... 1982..  | 74      | 88      | 142     | 139     | 125      | 109     | 56         | 120     |
| ..... acres, 1987..   | 4 267   | 16 432  | 34 265  | 6 222   | 17 445   | 12 333  | 6 534      | 3 311   |
| ..... 1982..  | 2 760   | 4 754   | 14 275  | 6 015   | 7 642    | 3 929   | 3 682      | 3 432   |
| Cropland in cover crops, legumes, and soil-improvement grasses, not harvested and not pastured..... farms, 1987.. | 16      | 40      | 34      | 25      | 36       | 42      | 17         | 17      |
| ..... 1982..  | 12      | 11      | 35      | 28      | 14       | 23      | 14         | 32      |
| ..... acres, 1987..   | 940     | 7 031   | 5 041   | 907     | 2 716    | 1 976   | 969        | 355     |
| ..... 1982..  | 567     | 383     | 3 264   | 980     | 489      | 840     | 272        | 715     |

See footnotes at end of table.

**Table 5. Farms, Land in Farms, and Land Use: 1987 and 1982—Con.**

[For meaning of abbreviations and symbols, see introductory text]

| All Farms   | Newton  | Noxubee | Oktibbeha | Panola  | Pearl River | Perry   | Pike    | Pontotoc |
|---|---------|---------|-----------|---------|-------------|---------|---------|----------|
| <b>FARMS AND LAND IN FARMS</b>  |         |         |           |         |             |         |         |          |
| Farms..... number, 1987..   | 599     | 449     | 355       | 643     | 584         | 218     | 483     | 604      |
| ..... number, 1982..  | 763     | 545     | 454       | 817     | 718         | 308     | 601     | 815      |
| Land in farms..... acres, 1987..  | 105 232 | 219 079 | 91 819    | 237 903 | 123 870     | 35 878  | 87 139  | 122 181  |
| ..... acres, 1982..   | 129 327 | 251 737 | 124 895   | 301 817 | 131 301     | 47 998  | 99 330  | 163 392  |
| Average size of farm..... acres, 1987..   | 176     | 488     | 259       | 370     | 212         | 185     | 180     | 202      |
| ..... acres, 1982..   | 169     | 482     | 275       | 369     | 183         | 156     | 165     | 200      |
| Value of land and buildings <sup>1</sup> :  |         |         |           |         |             |         |         |          |
| Average per farm..... dollars, 1987..   | 126 132 | 248 163 | 149 101   | 190 886 | 246 161     | 117 624 | 162 414 | 104 033  |
| ..... dollars, 1982..   | 149 366 | 347 347 | 220 998   | 335 662 | 244 338     | 118 984 | 159 709 | 157 286  |
| Average per acre..... dollars, 1987..   | 693     | 482     | 496       | 510     | 1 140       | 698     | 894     | 528      |
| ..... dollars, 1982..   | 913     | 771     | 794       | 941     | 1 421       | 794     | 1 043   | 774      |
| Approximate land area..... acres, 1987..  | 371 059 | 446 604 | 293 926   | 444 454 | 523 782     | 416 358 | 262 547 | 319 417  |
| Proportion in farms..... percent, 1987..  | 28.4    | 49.1    | 31.2      | 53.5    | 23.6        | 8.6     | 33.2    | 38.3     |
| 1987 size of farm:  |         |         |           |         |             |         |         |          |
| 1 to 9 acres..... farms..   | 16      | 14      | 24        | 23      | 32          | 5       | 14      | 22       |
| ..... acres..   | 43      | 31      | 100       | 83      | 137         | 11      | 54      | 92       |
| 10 to 49 acres..... farms..   | 104     | 46      | 55        | 100     | 183         | 54      | 74      | 122      |
| ..... acres..   | 2 986   | 1 420   | 1 591     | 3 190   | 5 439       | 1 632   | 2 145   | 3 648    |
| 50 to 69 acres..... farms..   | 70      | 22      | 23        | 48      | 51          | 18      | 41      | 46       |
| ..... acres..   | 4 015   | 1 314   | 1 402     | 2 839   | 2 924       | 1 097   | 2 418   | 2 719    |
| 70 to 99 acres..... farms..   | 91      | 32      | 39        | 60      | 62          | 42      | 81      | 86       |
| ..... acres..   | 7 637   | 2 534   | 3 221     | 5 013   | 5 071       | 3 480   | 6 578   | 7 225    |
| 100 to 139 acres..... farms..   | 92      | 48      | 45        | 64      | 77          | 27      | 64      | 80       |
| ..... acres..   | 10 749  | 5 361   | 5 179     | 7 333   | 8 903       | 3 094   | 7 528   | 9 076    |
| 140 to 179 acres..... farms..   | 63      | 34      | 43        | 45      | 41          | 21      | 49      | 70       |
| ..... acres..   | 9 966   | 5 294   | 6 731     | 7 031   | 6 441       | 3 277   | 7 817   | 11 058   |
| 180 to 219 acres..... farms..   | 38      | 36      | 27        | 38      | 26          | 10      | 40      | 26       |
| ..... acres..   | 7 583   | 7 084   | 5 377     | 7 478   | 5 249       | 1 946   | 7 932   | 5 095    |
| 220 to 259 acres..... farms..   | 16      | 14      | 13        | 33      | 14          | 6       | 24      | 31       |
| ..... acres..   | 3 892   | 3 383   | 3 112     | 7 892   | 3 296       | 1 374   | 5 670   | 7 453    |
| 260 to 499 acres..... farms..   | 70      | 85      | 39        | 91      | 46          | 18      | 62      | 66       |
| ..... acres..   | 24 712  | 31 065  | 14 019    | 32 263  | 16 451      | 6 241   | 22 673  | 22 821   |
| 500 to 999 acres..... farms..   | 32      | 67      | 32        | 91      | 34          | 13      | 31      | 40       |
| ..... acres..   | 21 354  | 45 505  | 23 322    | 64 717  | 23 559      | 8 446   | 20 726  | 25 940   |
| 1,000 to 1,999 acres..... farms..   | 6       | 37      | 14        | 28      | 9           | 4       | 3       | 12       |
| ..... acres..   | (D)     | 49 965  | (D)       | 37 262  | 10 987      | 5 280   | 3 598   | 17 347   |
| 2,000 acres or more..... farms..  | 1       | 14      | 1         | 22      | 9           | -       | -       | 3        |
| ..... acres..   | (D)     | 66 123  | (D)       | 62 802  | 35 413      | -       | -       | 9 707    |
| 1982 size of farm:  |         |         |           |         |             |         |         |          |
| 1 to 9 acres..... farms..   | 22      | 14      | 12        | 35      | 23          | 7       | 19      | 23       |
| ..... acres..   | 51      | 42      | 43        | 114     | 98          | 26      | 92      | 126      |
| 10 to 49 acres..... farms..   | 163     | 73      | 75        | 138     | 248         | 92      | 137     | 167      |
| ..... acres..   | 4 874   | 2 157   | 2 406     | 4 564   | 7 074       | 2 833   | 4 257   | 4 981    |
| 50 to 69 acres..... farms..   | 67      | 31      | 41        | 65      | 68          | 28      | 55      | 84       |
| ..... acres..   | 3 913   | 1 918   | 2 440     | 3 794   | 3 833       | 1 697   | 3 237   | 4 887    |
| 70 to 99 acres..... farms..   | 139     | 50      | 49        | 73      | 79          | 65      | 87      | 106      |
| ..... acres..   | 11 657  | 4 125   | 4 043     | 5 915   | 6 561       | 5 467   | 7 275   | 8 952    |
| 100 to 139 acres..... farms..   | 103     | 38      | 61        | 83      | 78          | 33      | 74      | 118      |
| ..... acres..   | 12 068  | 4 441   | 6 946     | 9 518   | 8 942       | 3 764   | 8 582   | 13 832   |
| 140 to 179 acres..... farms..   | 60      | 41      | 53        | 76      | 62          | 25      | 47      | 71       |
| ..... acres..   | 9 301   | 6 328   | 8 331     | 11 923  | 9 758       | 3 996   | 7 288   | 11 201   |
| 180 to 219 acres..... farms..   | 38      | 36      | 32        | 55      | 26          | 14      | 42      | 38       |
| ..... acres..   | 7 579   | 7 038   | 6 416     | 10 863  | 5 160       | 2 738   | 8 290   | 7 601    |
| 220 to 259 acres..... farms..   | 23      | 14      | 18        | 45      | 18          | 7       | 30      | 42       |
| ..... acres..   | 5 488   | 3 403   | 4 274     | 10 749  | 4 313       | 1 689   | 7 135   | 10 139   |
| 260 to 499 acres..... farms..   | 105     | 115     | 51        | 106     | 67          | 16      | 73      | 90       |
| ..... acres..   | 36 330  | 44 043  | 18 061    | 37 461  | 24 088      | 5 382   | 25 564  | 31 951   |
| 500 to 999 acres..... farms..   | 33      | 82      | 39        | 64      | 28          | 16      | 33      | 55       |
| ..... acres..   | 22 571  | 54 435  | 28 210    | 43 610  | 19 323      | 10 071  | 22 985  | 37 512   |
| 1,000 to 1,999 acres..... farms..   | 9       | 31      | 17        | 44      | 17          | 3       | 4       | 18       |
| ..... acres..   | (D)     | 41 063  | 22 960    | 61 566  | 22 074      | (D)     | 4 625   | 25 632   |
| 2,000 acres or more..... farms..  | 1       | 20      | 6         | 33      | 6           | 2       | -       | 3        |
| ..... acres..   | (D)     | 82 744  | 20 765    | 101 740 | 20 077      | (D)     | -       | 6 578    |
| <b>LAND IN FARMS ACCORDING TO USE</b>   |         |         |           |         |             |         |         |          |
| Total cropland..... farms, 1987..   | 526     | 405     | 310       | 560     | 520         | 186     | 436     | 545      |
| ..... farms, 1982..   | 684     | 486     | 395       | 708     | 632         | 270     | 538     | 732      |
| ..... acres, 1987..   | 49 645  | 144 964 | 50 762    | 151 139 | 60 900      | 16 419  | 50 819  | 82 969   |
| ..... acres, 1982..   | 66 451  | 164 922 | 73 261    | 196 921 | 70 567      | 23 539  | 55 498  | 109 570  |
| Harvested cropland..... farms, 1987..   | 416     | 327     | 263       | 475     | 349         | 134     | 361     | 475      |
| ..... farms, 1982..   | 551     | 419     | 345       | 601     | 434         | 212     | 404     | 659      |
| ..... acres, 1987..   | 22 289  | 104 566 | 27 235    | 95 412  | 31 911      | 7 880   | 23 318  | 57 470   |
| ..... acres, 1982..   | 32 059  | 140 208 | 47 375    | 156 073 | 37 780      | 12 584  | 27 221  | 92 203   |
| Cropland used only for pasture or grazing..... farms, 1987..  | 344     | 158     | 178       | 251     | 320         | 117     | 323     | 223      |
| ..... farms, 1982..   | 454     | 192     | 204       | 294     | 434         | 184     | 357     | 280      |
| ..... acres, 1987..   | 24 486  | 19 564  | 18 356    | 29 422  | 22 934      | 6 134   | 24 326  | 13 814   |
| ..... acres, 1982..   | 29 284  | 20 579  | 22 371    | 29 641  | 28 618      | 9 155   | 25 033  | 14 090   |
| Other cropland..... farms, 1987..   | 76      | 165     | 69        | 196     | 121         | 53      | 71      | 213      |
| ..... farms, 1982..   | 121     | 70      | 97        | 140     | 119         | 56      | 92      | 103      |
| ..... acres, 1987..   | 2 870   | 20 834  | 5 171     | 26 305  | 6 055       | 2 405   | 3 175   | 11 685   |
| ..... acres, 1982..   | 5 108   | 4 135   | 3 515     | 11 207  | 4 169       | 1 800   | 3 244   | 3 277    |
| Cropland in cover crops, legumes, and soil-improvement grasses, not harvested and not pastured..... farms, 1987.. | 18      | 51      | 30        | 34      | 23          | 11      | 13      | 44       |
| ..... farms, 1982..   | 26      | 7       | 15        | 27      | 42          | 2       | 11      | 13       |
| ..... acres, 1987..   | 381     | 5 745   | 1 793     | 3 978   | 858         | 501     | 220     | 2 019    |
| ..... acres, 1982..   | 991     | 141     | (D)       | 1 772   | 1 354       | (D)     | 255     | 130      |

See footnotes at end of table.

**Table 5. Farms, Land in Farms, and Land Use: 1987 and 1982—Con.**

[For meaning of abbreviations and symbols, see introductory text]

| All Farms   | Prentiss | Quitman | Rankin  | Scott   | Sharkey   | Simpson | Smith   | Stone   |
|---|----------|---------|---------|---------|-----------|---------|---------|---------|
| <b>FARMS AND LAND IN FARMS</b>  |          |         |         |         |           |         |         |         |
| Farms..... number, 1987..   | 405      | 256     | 551     | 688     | 127       | 576     | 662     | 221     |
| ..... 1982..  | 564      | 323     | 667     | 833     | 162       | 771     | 773     | 270     |
| Land in farms..... acres, 1987..  | 87 159   | 199 767 | 130 631 | 113 926 | 177 963   | 95 132  | 87 046  | 35 670  |
| ..... 1982..  | 111 307  | 212 667 | 142 766 | 138 307 | 210 485   | 130 119 | 108 292 | 54 617  |
| Average size of farm..... acres, 1987..   | 215      | 780     | 237     | 166     | 1 401     | 165     | 131     | 161     |
| ..... 1982..  | 197      | 658     | 214     | 166     | 1 299     | 169     | 140     | 199     |
| Value of land and buildings <sup>1</sup> :  |          |         |         |         |           |         |         |         |
| Average per farm..... dollars, 1987..   | 131 012  | 466 938 | 175 913 | 147 892 | 1 019 315 | 126 995 | 109 733 | 148 299 |
| ..... 1982..  | 120 404  | 608 712 | 206 696 | 152 539 | 1 322 407 | 149 034 | 119 882 | 203 822 |
| Average per acre..... dollars, 1987..   | 627      | 636     | 825     | 763     | 748       | 748     | 781     | 911     |
| ..... 1982..  | 636      | 956     | 1 036   | 1 000   | 1 022     | 873     | 765     | 1 015   |
| Approximate land area..... acres, 1987..  | 267 200  | 259 801 | 500 460 | 390 329 | 278 329   | 378 035 | 406 515 | 285 305 |
| ..... percent, 1987..   | 32.6     | 76.9    | 26.1    | 29.2    | 63.9      | 25.2    | 21.4    | 12.5    |
| 1987 size of farm:  |          |         |         |         |           |         |         |         |
| 1 to 9 acres..... farms..   | 19       | 7       | 27      | 31      | 5         | 20      | 26      | 3       |
| ..... acres..   | 56       | 25      | 92      | 92      | (D)       | 58      | 84      | 8       |
| 10 to 49 acres..... farms..   | 76       | 20      | 104     | 168     | 10        | 131     | 147     | 74      |
| ..... acres..   | 2 515    | 646     | 3 037   | 5 061   | (D)       | 3 880   | 4 801   | 2 251   |
| 50 to 69 acres..... farms..   | 29       | 15      | 59      | 69      | 3         | 45      | 71      | 23      |
| ..... acres..   | 1 717    | 832     | 3 407   | 4 063   | (D)       | 2 598   | 4 198   | 1 373   |
| 70 to 99 acres..... farms..   | 60       | 12      | 64      | 83      | 1         | 82      | 126     | 28      |
| ..... acres..   | 5 038    | 999     | 5 236   | 6 839   | (D)       | 6 847   | 10 535  | 2 246   |
| 100 to 139 acres..... farms..   | 56       | 15      | 67      | 104     | 3         | 73      | 103     | 17      |
| ..... acres..   | 6 467    | 1 867   | 8 016   | 12 185  | 369       | 8 336   | 12 009  | 1 976   |
| 140 to 179 acres..... farms..   | 37       | 9       | 51      | 54      | 6         | 63      | 53      | 20      |
| ..... acres..   | 5 910    | 1 463   | 8 016   | 8 451   | 935       | 9 776   | 8 513   | 3 106   |
| 180 to 219 acres..... farms..   | 19       | 12      | 27      | 41      | 5         | 42      | 29      | 8       |
| ..... acres..   | 3 753    | 2 392   | 5 299   | 8 022   | 1 018     | 8 418   | 5 732   | 1 613   |
| 220 to 259 acres..... farms..   | 23       | 9       | 32      | 22      | 4         | 28      | 25      | 10      |
| ..... acres..   | 5 483    | 2 193   | 7 618   | 5 108   | 986       | 6 683   | 5 941   | 2 370   |
| 260 to 499 acres..... farms..   | 45       | 37      | 57      | 66      | 11        | 63      | 62      | 22      |
| ..... acres..   | 16 100   | 14 358  | 20 232  | 22 105  | 4 484     | 21 795  | 20 907  | 7 999   |
| 500 to 999 acres..... farms..   | 24       | 54      | 40      | 40      | 23        | 22      | 17      | 12      |
| ..... acres..   | 16 036   | 39 332  | 27 939  | 24 510  | 17 150    | 14 019  | 11 020  | 8 060   |
| 1,000 to 1,999 acres..... farms..   | 15       | 43      | 18      | 7       | 28        | 6       | 3       | 4       |
| ..... acres..   | (D)      | 58 501  | 24 579  | 9 784   | 38 686    | (D)     | 3 306   | 4 668   |
| 2,000 acres or more..... farms..  | 2        | 23      | 5       | 3       | 28        | 1       | -       | -       |
| ..... acres..   | (D)      | 77 159  | 17 160  | 7 712   | 113 760   | (D)     | -       | -       |
| 1982 size of farm:  |          |         |         |         |           |         |         |         |
| 1 to 9 acres..... farms..   | 21       | 6       | 40      | 59      | -         | 24      | 39      | 10      |
| ..... acres..   | 93       | 16      | 168     | 200     | -         | 69      | 130     | 57      |
| 10 to 49 acres..... farms..   | 108      | 31      | 139     | 233     | 20        | 170     | 153     | 86      |
| ..... acres..   | 3 341    | 973     | 4 297   | 6 679   | 586       | 5 284   | 5 210   | 2 344   |
| 50 to 69 acres..... farms..   | 58       | 21      | 71      | 66      | 7         | 63      | 96      | 21      |
| ..... acres..   | 3 450    | 1 193   | 4 214   | 3 922   | 430       | 3 715   | 5 515   | 1 220   |
| 70 to 99 acres..... farms..   | 88       | 24      | 77      | 105     | 1         | 110     | 122     | 35      |
| ..... acres..   | 7 261    | 1 935   | 6 462   | 8 606   | (D)       | 9 083   | 10 185  | 2 784   |
| 100 to 139 acres..... farms..   | 69       | 16      | 72      | 112     | 9         | 114     | 111     | 27      |
| ..... acres..   | 7 993    | 1 845   | 8 349   | 13 000  | 1 062     | 13 315  | 12 784  | 3 063   |
| 140 to 179 acres..... farms..   | 43       | 11      | 57      | 64      | 10        | 79      | 85      | 23      |
| ..... acres..   | 6 776    | 1 689   | 8 962   | 9 942   | 1 587     | 12 459  | 13 371  | 3 609   |
| 180 to 219 acres..... farms..   | 41       | 17      | 39      | 45      | 4         | 49      | 42      | 22      |
| ..... acres..   | 8 285    | 3 362   | 7 723   | 8 795   | 727       | 9 776   | 8 289   | 4 322   |
| 220 to 259 acres..... farms..   | 17       | 22      | 42      | 21      | 2         | 39      | 27      | 9       |
| ..... acres..   | 4 033    | 5 168   | 10 022  | 5 082   | (D)       | 9 332   | 6 509   | 2 158   |
| 260 to 499 acres..... farms..   | 65       | 36      | 59      | 79      | 21        | 83      | 63      | 24      |
| ..... acres..   | 23 076   | 13 165  | 21 327  | 27 159  | 7 172     | 28 984  | 21 043  | 8 307   |
| 500 to 999 acres..... farms..   | 36       | 66      | 47      | 32      | 21        | 26      | 31      | 10      |
| ..... acres..   | 22 897   | 46 445  | 32 315  | 21 616  | 13 679    | 17 272  | 20 734  | 6 872   |
| 1,000 to 1,999 acres..... farms..   | 17       | 50      | 19      | 10      | 34        | 11      | 4       | 6       |
| ..... acres..   | (D)      | 68 575  | 25 937  | 13 539  | 47 294    | 13 503  | 4 522   | (D)     |
| 2,000 acres or more..... farms..  | 1        | 23      | 5       | 7       | 33        | 3       | -       | 2       |
| ..... acres..   | (D)      | 68 301  | 12 990  | 19 767  | 137 374   | 7 327   | -       | (D)     |
| <b>LAND IN FARMS ACCORDING TO USE</b>   |          |         |         |         |           |         |         |         |
| Total cropland..... farms, 1987..   | 365      | 249     | 450     | 589     | 119       | 486     | 557     | 202     |
| ..... 1982..  | 507      | 316     | 552     | 672     | 160       | 659     | 653     | 258     |
| ..... acres, 1987..   | 54 963   | 183 188 | 64 892  | 55 517  | 165 808   | 42 240  | 40 189  | 14 425  |
| ..... 1982..  | 75 780   | 188 851 | 69 373  | 70 666  | 187 918   | 63 025  | 55 040  | 23 251  |
| Harvested cropland..... farms, 1987..   | 323      | 241     | 350     | 450     | 117       | 354     | 404     | 160     |
| ..... 1982..  | 466      | 312     | 439     | 542     | 158       | 508     | 512     | 206     |
| ..... acres, 1987..   | 40 558   | 145 048 | 29 060  | 21 627  | 133 558   | 13 841  | 12 567  | 5 602   |
| ..... 1982..  | 63 869   | 175 698 | 37 750  | 38 359  | 180 276   | 29 760  | 20 267  | 11 497  |
| Cropland used only for pasture or grazing..... farms, 1987..  | 161      | 19      | 270     | 346     | 4         | 341     | 355     | 131     |
| ..... 1982..  | 180      | 36      | 329     | 418     | 15        | 408     | 425     | 171     |
| ..... acres, 1987..   | 8 501    | 1 225   | 25 931  | 25 947  | (D)       | 24 627  | 22 919  | 7 359   |
| ..... 1982..  | 10 469   | 1 036   | 27 149  | 29 686  | 1 310     | 29 812  | 29 031  | 8 591   |
| Other cropland..... farms, 1987..   | 137      | 163     | 104     | 122     | 90        | 94      | 113     | 51      |
| ..... 1982..  | 77       | 113     | 106     | 70      | 49        | 125     | 126     | 72      |
| ..... acres, 1987..   | 5 904    | 36 915  | 9 901   | 7 943   | (D)       | 3 772   | 4 703   | 1 464   |
| ..... 1982..  | 1 442    | 12 117  | 4 474   | 2 621   | 6 332     | 4 453   | 5 742   | 3 163   |
| Cropland in cover crops, legumes, and soil-improvement grasses, not harvested and not pastured..... farms, 1987.. | 42       | 14      | 20      | 17      | 1         | 19      | 28      | 9       |
| ..... 1982..  | 18       | 8       | 19      | 12      | 3         | 12      | 25      | 6       |
| ..... acres, 1987..   | 1 271    | 942     | 2 565   | 894     | (D)       | 794     | 622     | 243     |
| ..... 1982..  | 213      | (D)     | 618     | 546     | 424       | 467     | 471     | 247     |

See footnotes at end of table.

**Table 5. Farms, Land in Farms, and Land Use: 1987 and 1982—Con.**

[For meaning of abbreviations and symbols, see introductory text]

| All Farms   | Sunflower | Tallahatchie | Tate    | Tippah  | Tishomingo | Tunica    | Union   | Walthall |
|---|-----------|--------------|---------|---------|------------|-----------|---------|----------|
| <b>FARMS AND LAND IN FARMS</b>  |           |              |         |         |            |           |         |          |
| Farms..... number, 1987..   | 442       | 404          | 560     | 532     | 298        | 162       | 579     | 611      |
| ..... number, 1982..  | 446       | 472          | 647     | 675     | 364        | 171       | 734     | 807      |
| Land in farms..... acres, 1987..  | 347 487   | 296 270      | 162 925 | 99 940  | 43 216     | 245 244   | 100 383 | 110 548  |
| ..... acres, 1982..   | 380 345   | 299 833      | 167 198 | 118 349 | 47 697     | 228 731   | 122 047 | 145 625  |
| Average size of farm..... acres, 1987..   | 786       | 733          | 291     | 188     | 145        | 1 514     | 173     | 181      |
| ..... acres, 1982..   | 853       | 635          | 258     | 176     | 131        | 1 338     | 166     | 180      |
| Value of land and buildings <sup>1</sup> :  |           |              |         |         |            |           |         |          |
| Average per farm..... dollars, 1987..   | 542 961   | 479 953      | 169 907 | 103 573 | 91 463     | 1 049 451 | 97 539  | 146 928  |
| ..... dollars, 1982..   | 1 007 989 | 614 845      | 232 727 | 130 897 | 88 036     | 1 303 848 | 134 997 | 162 962  |
| Average per acre..... dollars, 1987..   | 746       | 690          | 624     | 553     | 593        | 703       | 688     | 855      |
| ..... dollars, 1982..   | 1 156     | 1 009        | 960     | 679     | 631        | 995       | 814     | 838      |
| Approximate land area..... acres, 1987..  | 452 147   | 416 320      | 259 596 | 293 292 | 277 651    | 294 528   | 266 502 | 258 809  |
| Proportion in farms..... percent, 1987..  | 76.9      | 71.2         | 62.8    | 34.1    | 15.6       | 83.3      | 37.7    | 42.7     |
| 1987 size of farm:  |           |              |         |         |            |           |         |          |
| 1 to 9 acres..... farms..   | 10        | 10           | 22      | 22      | 8          | 1         | 24      | 18       |
| ..... acres..   | 24        | 34           | 45      | 87      | 24         | (D)       | 95      | 75       |
| 10 to 49 acres..... farms..   | 28        | 35           | 94      | 103     | 62         | 8         | 138     | 110      |
| ..... acres..   | 917       | 1 008        | 2 743   | 3 084   | 2 096      | (D)       | 3 910   | 3 384    |
| 50 to 69 acres..... farms..   | 19        | 12           | 39      | 51      | 39         | 3         | 59      | 70       |
| ..... acres..   | 1 059     | 721          | 2 310   | 3 009   | 2 197      | (D)       | 3 463   | 4 160    |
| 70 to 99 acres..... farms..   | 23        | 31           | 78      | 71      | 43         | 7         | 93      | 74       |
| ..... acres..   | 1 834     | 2 548        | 6 394   | 5 906   | 3 573      | (D)       | 7 723   | 6 007    |
| 100 to 139 acres..... farms..   | 18        | 21           | 68      | 68      | 44         | 11        | 81      | 106      |
| ..... acres..   | 2 047     | 2 477        | 7 706   | 7 772   | 5 317      | 1 266     | 9 565   | 12 382   |
| 140 to 179 acres..... farms..   | 23        | 17           | 64      | 59      | 25         | 9         | 41      | 51       |
| ..... acres..   | 3 598     | 2 649        | 10 156  | 9 470   | 3 911      | 1 482     | 6 410   | 7 936    |
| 180 to 219 acres..... farms..   | 17        | 18           | 32      | 30      | 22         | 1         | 20      | 44       |
| ..... acres..   | 3 354     | 3 533        | 6 431   | 5 923   | 4 385      | (D)       | 3 949   | 8 696    |
| 220 to 259 acres..... farms..   | 12        | 17           | 26      | 31      | 12         | 5         | 18      | 30       |
| ..... acres..   | 2 836     | 3 995        | 6 138   | 7 347   | 2 877      | (D)       | 4 355   | 7 084    |
| 260 to 499 acres..... farms..   | 68        | 82           | 59      | 66      | 31         | 11        | 66      | 68       |
| ..... acres..   | 25 974    | 30 097       | 20 200  | 22 914  | 10 323     | 3 862     | 23 728  | 23 094   |
| 500 to 999 acres..... farms..   | 118       | 79           | 41      | 14      | 10         | 24        | 25      | 28       |
| ..... acres..   | 84 419    | 54 184       | 27 504  | 9 898   | (D)        | 17 207    | 17 833  | 18 491   |
| 1,000 to 1,999 acres..... farms..   | 68        | 43           | 23      | 15      | 2          | 37        | 13      | 11       |
| ..... acres..   | 91 946    | 56 815       | 32 253  | (D)     | (D)        | 54 847    | (D)     | (D)      |
| 2,000 acres or more..... farms..  | 38        | 39           | 14      | 2       | -          | 45        | 1       | 1        |
| ..... acres..   | 129 479   | 138 209      | 41 045  | (D)     | -          | 164 049   | (D)     | (D)      |
| 1982 size of farm:  |           |              |         |         |            |           |         |          |
| 1 to 9 acres..... farms..   | 6         | 12           | 29      | 30      | 10         | 2         | 19      | 24       |
| ..... acres..   | 31        | 61           | 105     | 107     | 52         | (D)       | 87      | 116      |
| 10 to 49 acres..... farms..   | 54        | 52           | 134     | 126     | 74         | 12        | 200     | 155      |
| ..... acres..   | 1 679     | 1 464        | 3 699   | 3 752   | 2 160      | 416       | 6 032   | 4 898    |
| 50 to 69 acres..... farms..   | 16        | 29           | 64      | 75      | 47         | 2         | 80      | 93       |
| ..... acres..   | 943       | 1 702        | 3 718   | 4 507   | 2 786      | (D)       | 4 646   | 5 501    |
| 70 to 99 acres..... farms..   | 23        | 28           | 75      | 99      | 63         | 4         | 112     | 114      |
| ..... acres..   | 1 886     | 2 370        | 6 082   | 8 171   | 5 057      | (D)       | 9 296   | 9 343    |
| 100 to 139 acres..... farms..   | 22        | 47           | 77      | 84      | 52         | 9         | 83      | 121      |
| ..... acres..   | 2 566     | 5 312        | 9 190   | 9 719   | 5 877      | 1 098     | 9 946   | 14 000   |
| 140 to 179 acres..... farms..   | 26        | 25           | 63      | 63      | 48         | 6         | 51      | 64       |
| ..... acres..   | 4 012     | 3 892        | 9 951   | 9 925   | 7 579      | (D)       | 7 912   | 10 150   |
| 180 to 219 acres..... farms..   | 18        | 30           | 32      | 42      | 19         | 3         | 27      | 64       |
| ..... acres..   | 3 565     | 5 879        | 6 330   | 8 294   | 3 763      | 569       | 5 419   | 12 658   |
| 220 to 259 acres..... farms..   | 10        | 23           | 22      | 29      | 12         | 4         | 27      | 32       |
| ..... acres..   | 2 368     | 5 396        | 5 236   | 6 893   | 2 892      | 916       | 6 334   | 7 550    |
| 260 to 499 acres..... farms..   | 46        | 57           | 62      | 88      | 28         | 23        | 83      | 91       |
| ..... acres..   | 16 867    | 20 488       | 21 570  | 31 341  | 9 214      | 8 660     | 28 927  | 31 820   |
| 500 to 999 acres..... farms..   | 71        | 70           | 50      | 23      | 9          | 27        | 41      | 31       |
| ..... acres..   | 50 610    | 48 474       | 33 689  | 14 829  | (D)        | 20 654    | 27 961  | 20 610   |
| 1,000 to 1,999 acres..... farms..   | 109       | 61           | 31      | 12      | 2          | 37        | 10      | 16       |
| ..... acres..   | 154 219   | 83 873       | 41 254  | (D)     | (D)        | 54 241    | (D)     | (D)      |
| 2,000 acres or more..... farms..  | 45        | 38           | 8       | 2       | -          | 42        | 1       | 2        |
| ..... acres..   | 141 599   | 120 922      | 26 374  | (D)     | -          | 140 684   | (D)     | (D)      |
| <b>LAND IN FARMS ACCORDING TO USE</b>   |           |              |         |         |            |           |         |          |
| Total cropland..... farms, 1987..   | 404       | 385          | 485     | 485     | 273        | 156       | 525     | 562      |
| ..... acres, 1987..   | 426       | 451          | 535     | 613     | 339        | 168       | 680     | 743      |
| ..... farms, 1982..   | 306 832   | 251 441      | 98 910  | 49 640  | 22 961     | 220 745   | 63 804  | 66 481   |
| ..... acres, 1982..   | 328 673   | 244 857      | 102 005 | 62 081  | 23 309     | 213 254   | 81 376  | 88 567   |
| Harvested cropland..... farms, 1987..   | 387       | 346          | 394     | 425     | 245        | 153       | 476     | 469      |
| ..... acres, 1987..   | 411       | 422          | 453     | 540     | 307        | 163       | 628     | 607      |
| ..... farms, 1982..   | 211 493   | 195 347      | 60 932  | 28 178  | 12 626     | 191 430   | 44 135  | 29 475   |
| ..... acres, 1982..   | 292 104   | 214 039      | 77 210  | 42 583  | 16 740     | 199 830   | 62 870  | 47 146   |
| Cropland used only for pasture or grazing..... farms, 1987..  | 30        | 121          | 254     | 253     | 156        | 19        | 251     | 413      |
| ..... acres, 1987..   | 62        | 137          | 264     | 309     | 167        | 22        | 263     | 548      |
| ..... farms, 1982..   | 2 336     | 14 652       | 21 772  | 14 192  | 7 204      | 1 278     | 12 058  | 29 465   |
| ..... acres, 1982..   | 8 204     | 14 151       | 20 217  | 16 951  | 5 808      | 1 621     | 13 863  | 37 282   |
| Other cropland..... farms, 1987..   | 354       | 218          | 166     | 210     | 96         | 108       | 180     | 126      |
| ..... acres, 1987..   | 205       | 172          | 104     | 120     | 62         | 81        | 159     | 125      |
| ..... farms, 1982..   | 93 003    | 41 442       | 16 206  | 7 270   | 3 131      | 28 037    | 7 611   | 7 541    |
| ..... acres, 1982..   | 30 365    | 16 667       | 4 578   | 2 547   | 761        | 11 803    | 4 643   | 4 139    |
| Cropland in cover crops, legumes, and soil-improvement grasses, not harvested and not pastured..... farms, 1987.. | 24        | 19           | 46      | 67      | 19         | 9         | 53      | 38       |
| ..... acres, 1987..   | 14        | 17           | 20      | 37      | 8          | 9         | 23      | 14       |
| ..... farms, 1982..   | 3 732     | 1 533        | 3 759   | 2 595   | 959        | (D)       | 1 487   | 3 558    |
| ..... acres, 1982..   | 2 365     | 662          | 873     | 613     | 29         | 34        | 679     | 917      |

See footnotes at end of table.

Table 5. Farms, Land in Farms, and Land Use: 1987 and 1982—Con.

[For meaning of abbreviations and symbols, see introductory text]

| All Farms   | Warren  | Washington | Wayne   | Webster | Wilkinson | Winston | Yalobusha | Yazoo   |
|---|---------|------------|---------|---------|-----------|---------|-----------|---------|
| <b>FARMS AND LAND IN FARMS</b>  |         |            |         |         |           |         |           |         |
| Farms..... number, 1987..   | 222     | 394        | 470     | 300     | 216       | 548     | 299       | 569     |
| ..... number, 1982..  | 280     | 444        | 498     | 400     | 287       | 729     | 375       | 605     |
| Land in farms..... acres, 1987..  | 106 927 | 355 975    | 80 003  | 78 825  | 102 668   | 100 108 | 91 427    | 367 486 |
| ..... acres, 1982..   | 132 105 | 370 332    | 82 442  | 87 471  | 151 434   | 122 180 | 106 803   | 372 369 |
| Average size of farm..... acres, 1987..   | 482     | 903        | 170     | 263     | 475       | 183     | 306       | 646     |
| ..... acres, 1982..   | 472     | 834        | 166     | 219     | 567       | 168     | 285       | 615     |
| Value of land and buildings <sup>1</sup> :  |         |            |         |         |           |         |           |         |
| Average per farm..... dollars, 1987..   | 462 387 | 777 561    | 110 504 | 126 180 | 298 505   | 91 492  | 141 946   | 390 613 |
| ..... dollars, 1982..   | 402 400 | 1 000 414  | 125 616 | 123 945 | 442 479   | 109 034 | 161 637   | 468 726 |
| Average per acre..... dollars, 1987..   | 986     | 911        | 674     | 504     | 640       | 560     | 463       | 604     |
| ..... dollars, 1982..   | 796     | 1 175      | 916     | 630     | 840       | 649     | 572       | 779     |
| Approximate land area..... acres, 1987..  | 381 734 | 469 094    | 520 224 | 271 353 | 434 233   | 390 233 | 305 702   | 597 196 |
| Proportion in farms..... percent, 1987..  | 28.0    | 75.9       | 15.4    | 29.0    | 23.6      | 25.7    | 29.9      | 61.5    |
| 1987 size of farm:  |         |            |         |         |           |         |           |         |
| 1 to 9 acres..... farms..   | 10      | 10         | 15      | 6       | 12        | 11      | 12        | 12      |
| ..... acres..   | 33      | 44         | 54      | 15      | 54        | 36      | 57        | 41      |
| 10 to 49 acres..... farms..   | 33      | 44         | 119     | 43      | 30        | 108     | 35        | 57      |
| ..... acres..   | 814     | 1 227      | 3 696   | 1 385   | 816       | 3 304   | 1 045     | 1 756   |
| 50 to 69 acres..... farms..   | 8       | 11         | 44      | 17      | 17        | 46      | 13        | 23      |
| ..... acres..   | 467     | 621        | 2 609   | 975     | 968       | 2 695   | 774       | 1 341   |
| 70 to 99 acres..... farms..   | 18      | 16         | 59      | 34      | 12        | 74      | 25        | 42      |
| ..... acres..   | 1 561   | 1 288      | 4 763   | 2 869   | 975       | 6 041   | 1 986     | 3 499   |
| 100 to 139 acres..... farms..   | 22      | 21         | 59      | 53      | 12        | 74      | 36        | 49      |
| ..... acres..   | 2 435   | 2 371      | 6 870   | 6 167   | 1 366     | 8 576   | 4 188     | 5 573   |
| 140 to 179 acres..... farms..   | 23      | 6          | 39      | 30      | 15        | 65      | 30        | 25      |
| ..... acres..   | 3 622   | 980        | 6 193   | 4 641   | 2 383     | 10 020  | 4 780     | 3 852   |
| 180 to 219 acres..... farms..   | 12      | 12         | 28      | 21      | 11        | 46      | 27        | 33      |
| ..... acres..   | 2 400   | 2 382      | 5 571   | 4 173   | 2 221     | 8 986   | 5 440     | 6 557   |
| 220 to 259 acres..... farms..   | 15      | 6          | 17      | 14      | 11        | 23      | 15        | 21      |
| ..... acres..   | 3 554   | 1 454      | 4 063   | 3 238   | 2 816     | 5 482   | 3 548     | 4 976   |
| 260 to 499 acres..... farms..   | 28      | 49         | 62      | 44      | 43        | 62      | 58        | 93      |
| ..... acres..   | 10 501  | 17 683     | 23 017  | 15 771  | 15 290    | 23 073  | 19 871    | 33 508  |
| 500 to 999 acres..... farms..   | 19      | 90         | 24      | 25      | 28        | 31      | 34        | 97      |
| ..... acres..   | 12 507  | 64 752     | 16 113  | 16 827  | 18 625    | 20 079  | 23 407    | 67 861  |
| 1,000 to 1,999 acres..... farms..   | 19      | 80         | 2       | 10      | 15        | 7       | 9         | 78      |
| ..... acres..   | 25 253  | 111 144    | (D)     | 13 704  | 20 746    | (D)     | 12 484    | 102 419 |
| 2,000 acres or more..... farms..  | 15      | 49         | 2       | 3       | 10        | 1       | 5         | 39      |
| ..... acres..   | 43 780  | 152 029    | (D)     | 9 060   | 36 608    | (D)     | 13 847    | 136 113 |
| 1982 size of farm:  |         |            |         |         |           |         |           |         |
| 1 to 9 acres..... farms..   | 18      | 14         | 22      | 12      | 16        | 26      | 18        | 19      |
| ..... acres..   | 50      | 63         | 101     | 69      | 55        | 87      | 84        | 66      |
| 10 to 49 acres..... farms..   | 57      | 55         | 139     | 79      | 41        | 145     | 58        | 70      |
| ..... acres..   | 1 471   | 1 550      | 4 333   | 2 412   | 1 208     | 4 493   | 1 791     | 2 033   |
| 50 to 69 acres..... farms..   | 25      | 16         | 47      | 31      | 26        | 68      | 19        | 27      |
| ..... acres..   | 1 436   | 904        | 2 735   | 1 743   | 1 511     | 4 006   | 1 144     | 1 518   |
| 70 to 99 acres..... farms..   | 17      | 26         | 57      | 44      | 15        | 96      | 51        | 49      |
| ..... acres..   | 1 396   | 2 195      | 4 692   | 3 735   | 1 250     | 7 870   | 4 125     | 4 051   |
| 100 to 139 acres..... farms..   | 24      | 40         | 67      | 56      | 11        | 117     | 41        | 59      |
| ..... acres..   | 2 741   | 4 734      | 7 577   | 6 535   | 1 193     | 13 719  | 4 815     | 6 684   |
| 140 to 179 acres..... farms..   | 23      | 12         | 33      | 33      | 15        | 68      | 44        | 44      |
| ..... acres..   | 3 631   | 1 890      | 5 144   | 5 206   | 2 411     | 10 577  | 6 958     | 6 773   |
| 180 to 219 acres..... farms..   | 13      | 11         | 25      | 24      | 13        | 62      | 28        | 40      |
| ..... acres..   | 2 602   | 2 218      | 4 937   | 4 760   | 2 555     | 12 109  | 5 539     | 7 956   |
| 220 to 259 acres..... farms..   | 15      | 7          | 16      | 17      | 10        | 27      | 9         | 21      |
| ..... acres..   | 3 535   | 1 717      | 3 771   | 3 936   | 2 286     | 6 432   | 2 192     | 4 924   |
| 260 to 499 acres..... farms..   | 33      | 53         | 58      | 59      | 49        | 83      | 54        | 93      |
| ..... acres..   | 12 188  | 19 303     | 21 475  | 20 378  | 17 210    | 29 717  | 18 636    | 32 722  |
| 500 to 999 acres..... farms..   | 29      | 66         | 27      | 32      | 36        | 29      | 30        | 64      |
| ..... acres..   | 20 642  | 50 106     | 17 067  | 22 655  | 26 044    | 19 856  | 20 036    | 44 695  |
| 1,000 to 1,999 acres..... farms..   | 13      | 96         | 5       | 13      | 18        | 5       | 15        | 73      |
| ..... acres..   | 18 582  | 135 825    | (D)     | 16 042  | 25 864    | 6 224   | 19 769    | 106 950 |
| 2,000 acres or more..... farms..  | 13      | 48         | 2       | -       | 17        | 3       | 8         | 46      |
| ..... acres..   | 63 831  | 149 827    | (D)     | -       | 69 847    | 7 090   | 21 714    | 153 997 |
| <b>LAND IN FARMS ACCORDING TO USE</b>   |         |            |         |         |           |         |           |         |
| Total cropland..... farms, 1987..   | 172     | 371        | 404     | 272     | 167       | 498     | 268       | 489     |
| ..... farms, 1982..   | 200     | 424        | 447     | 357     | 219       | 665     | 322       | 507     |
| ..... acres, 1987..   | 60 602  | 319 061    | 29 940  | 42 928  | 34 699    | 49 577  | 44 897    | 243 770 |
| ..... acres, 1982..   | 66 155  | 330 019    | 29 723  | 48 076  | 51 762    | 57 512  | 50 202    | 247 764 |
| Harvested cropland..... farms, 1987..   | 112     | 358        | 310     | 238     | 124       | 412     | 239       | 409     |
| ..... farms, 1982..   | 140     | 410        | 324     | 312     | 157       | 581     | 282       | 404     |
| ..... acres, 1987..   | 39 731  | 238 051    | 10 581  | 28 817  | 13 576    | 19 178  | 26 940    | 165 709 |
| ..... acres, 1982..   | 44 240  | 302 221    | 10 155  | 35 125  | 27 101    | 28 219  | 38 571    | 201 774 |
| Cropland used only for pasture or grazing..... farms, 1987..  | 95      | 22         | 273     | 115     | 114       | 338     | 111       | 189     |
| ..... farms, 1982..   | 103     | 43         | 293     | 144     | 137       | 394     | 122       | 207     |
| ..... acres, 1987..   | 9 397   | 3 190      | 16 332  | 8 317   | 16 904    | 22 682  | 8 014     | 26 171  |
| ..... acres, 1982..   | 10 999  | 4 374      | 16 990  | 9 526   | 20 647    | 25 293  | 7 997     | 27 093  |
| Other cropland..... farms, 1987..   | 49      | 276        | 86      | 103     | 31        | 116     | 106       | 270     |
| ..... farms, 1982..   | 44      | 203        | 96      | 89      | 46        | 128     | 85        | 178     |
| ..... acres, 1987..   | 11 474  | 77 820     | 3 027   | 5 794   | 4 219     | 7 717   | 9 943     | 51 890  |
| ..... acres, 1982..   | 10 916  | 23 424     | 2 578   | 3 425   | 4 014     | 4 000   | 3 634     | 18 897  |
| Cropland in cover crops, legumes, and soil-improvement grasses, not harvested and not pastured..... farms, 1987.. | 9       | 12         | 31      | 33      | 5         | 31      | 31        | 50      |
| ..... farms, 1982..   | 10      | 17         | 14      | 12      | 14        | 22      | 10        | 32      |
| ..... acres, 1987..   | 1 429   | 960        | 1 066   | 1 384   | 468       | 1 537   | 1 085     | 5 303   |
| ..... acres, 1982..   | (D)     | 1 533      | 284     | 255     | 1 412     | 806     | 419       | 2 005   |

See footnotes at end of table.

**Table 5. Farms, Land in Farms, and Land Use: 1987 and 1982—Con.**

[For meaning of abbreviations and symbols, see introductory text]

| All Farms   | Mississippi | Adams  | Alcorn | Amite  | Attala | Benton | Bolivar |
|---|-------------|--------|--------|--------|--------|--------|---------|
| <b>LAND IN FARMS ACCORDING TO USE—Con.</b>  |             |        |        |        |        |        |         |
| Total cropland-Con.   |             |        |        |        |        |        |         |
| Other cropland-Con.   |             |        |        |        |        |        |         |
| Cropland on which all crops failed..... farms, 1987--                                   | 1 167       | 13     | 23     | 5      | 19     | 10     | 38      |
| 1982--  | 1 219       | 9      | 27     | 16     | 9      | 7      | 22      |
| acres, 1987--   | 52 439      | (D)    | 535    | (D)    | 724    | (D)    | 3 660   |
| 1982--  | 84 558      | 1 316  | 621    | 793    | 412    | 140    | 1 436   |
| Cropland in cultivated summer fallow ..... farms, 1987--                                | 1 883       | 5      | 11     | 11     | 14     | 6      | 171     |
| 1982--  | 1 643       | 2      | 30     | 12     | 20     | 4      | 117     |
| acres, 1987--   | 314 560     | 1 121  | 346    | (D)    | 872    | (D)    | 38 007  |
| 1982--  | 112 106     | (D)    | 855    | 494    | 290    | 198    | 8 534   |
| Cropland idle..... farms, 1987--  | 6 788       | 18     | 125    | 63     | 91     | 73     | 194     |
| 1982--  | 5 214       | 19     | 98     | 65     | 81     | 37     | 119     |
| acres, 1987--   | 723 802     | 4 233  | 4 601  | 6 252  | 6 741  | 5 189  | 34 964  |
| 1982--  | 253 810     | 1 638  | 2 026  | 2 103  | 1 737  | 1 430  | 13 094  |
| Total woodland..... farms, 1987--   | 19 732      | 79     | 253    | 365    | 294    | 159    | 77      |
| 1982--  | 26 203      | 134    | 389    | 493    | 430    | 199    | 120     |
| acres, 1987--   | 2 341 341   | 26 233 | 24 618 | 59 627 | 45 280 | 22 664 | 8 596   |
| 1982--  | 2 981 052   | 50 926 | 27 261 | 68 060 | 62 402 | 30 112 | 33 413  |
| Woodland pastured..... farms, 1987--  | 12 803      | 47     | 156    | 236    | 213    | 93     | 9       |
| 1982--  | 17 208      | 71     | 243    | 354    | 313    | 137    | 33      |
| acres, 1987--   | 942 914     | 8 152  | 6 867  | 26 442 | 14 293 | 6 817  | 224     |
| 1982--  | 1 259 043   | 12 784 | 10 893 | 26 323 | 23 760 | 12 145 | 1 000   |
| Woodland not pastured ..... farms, 1987--   | 11 747      | 42     | 174    | 205    | 170    | 105    | 69      |
| 1982--  | 15 001      | 87     | 242    | 262    | 267    | 119    | 91      |
| acres, 1987--   | 1 398 427   | 18 081 | 17 751 | 33 185 | 30 987 | 15 847 | 8 372   |
| 1982--  | 1 722 009   | 38 142 | 16 368 | 41 737 | 38 642 | 17 967 | 32 413  |
| Other land..... farms, 1987--   | 24 383      | 102    | 341    | 381    | 320    | 170    | 226     |
| 1982--  | 30 120      | 161    | 456    | 494    | 392    | 224    | 330     |
| acres, 1987--   | 1 657 210   | 16 798 | 9 999  | 29 266 | 21 075 | 16 430 | 16 425  |
| 1982--  | 1 695 486   | 16 771 | 9 382  | 31 903 | 17 223 | 12 342 | 23 020  |
| Pastureland and rangeland other than cropland and woodland pastured..... farms, 1987--  | 10 458      | 50     | 128    | 163    | 184    | 83     | 21      |
| 1982--  | 9 610       | 71     | 142    | 151    | 156    | 80     | 39      |
| acres, 1987--   | 1 136 451   | (D)    | 5 353  | 23 383 | 15 194 | 12 609 | 6 896   |
| 1982--  | 1 124 753   | 11 091 | 5 336  | 25 668 | 12 617 | 6 392  | 2 774   |
| Land in house lots, ponds, roads, wasteland, etc..... farms, 1987--                     | 20 506      | 78     | 300    | 300    | 245    | 136    | 215     |
| 1982--  | 27 426      | 131    | 429    | 448    | 354    | 199    | 311     |
| acres, 1987--   | 520 759     | (D)    | 4 646  | 5 883  | 5 881  | 3 821  | 9 529   |
| 1982--  | 570 733     | 5 680  | 4 046  | 6 235  | 4 606  | 5 950  | 20 246  |
| Pastureland, all types..... farms, 1987--   | 25 029      | 111    | 298    | 473    | 360    | 168    | 45      |
| 1982--  | 30 528      | 162    | 412    | 627    | 454    | 219    | 90      |
| acres, 1987--   | 3 323 062   | 23 923 | 20 549 | 82 751 | 44 184 | 26 058 | 7 602   |
| 1982--  | 3 825 044   | 30 534 | 26 294 | 97 896 | 56 112 | 25 676 | 5 752   |
| Cropland diverted under annual commodity acreage adjustment programs..... farms, 1987-- | 5 025       | 10     | 90     | 7      | 60     | 63     | 327     |
| 1982--  | 2 521       | 2      | 48     | 4      | 28     | 35     | 155     |
| acres, 1987--   | 522 460     | 1 167  | 1 602  | 301    | 2 886  | 4 299  | 52 822  |
| 1982--  | 130 954     | (D)    | 376    | 118    | 425    | 614    | 10 681  |
| Cropland placed under the conservation reserve program..... farms, 1987--               | 1 391       | 8      | 32     | 24     | 23     | 8      | 6       |
| acres, 1987--   | 131 462     | 725    | 1 170  | 3 381  | 1 468  | 191    | 755     |

See footnotes at end of table.

**Table 5. Farms, Land in Farms, and Land Use: 1987 and 1982—Con.**

[For meaning of abbreviations and symbols, see introductory text]

| All Farms  | Calhoun | Carroll | Chickasaw | Choctaw | Claiborne | Clarke | Clay   |
|--|---------|---------|-----------|---------|-----------|--------|--------|
| <b>LAND IN FARMS ACCORDING TO USE—Con.</b>   |         |         |           |         |           |        |        |
| Total cropland-Con.  |         |         |           |         |           |        |        |
| Other cropland-Con.  |         |         |           |         |           |        |        |
| Cropland on which all crops failed----- farms, 1987--                                      | 16      | 14      | 10        | 12      | 3         | 14     | 10     |
| 1982--   | 14      | 16      | 22        | 8       | 11        | 10     | 18     |
| acres, 1987--  | 2 327   | 843     | 1 544     | 212     | 24        | 175    | 1 525  |
| 1982--   | (D)     | 376     | 798       | 1 074   | 936       | 415    | 931    |
| Cropland in cultivated summer fallow ----- farms, 1987--                                   | 21      | 26      | 10        | 6       | 4         | 20     | 20     |
| 1982--   | 15      | 19      | 7         | 9       | 8         | 4      | 4      |
| acres, 1987--  | 1 077   | 1 981   | 591       | 351     | 638       | 550    | 847    |
| 1982--   | 889     | 786     | 438       | 111     | 514       | 36     | 76     |
| Cropland idle----- farms, 1987--   | 161     | 94      | 72        | 49      | 36        | 38     | 51     |
| 1982--   | 76      | 69      | 35        | 36      | 17        | 40     | 30     |
| acres, 1987--  | 10 944  | 11 648  | 5 235     | 2 724   | 6 910     | 2 127  | 3 980  |
| 1982--   | 3 046   | 3 800   | 1 596     | 735     | 1 036     | 821    | 1 128  |
| Total woodland----- farms, 1987--  | 247     | 299     | 212       | 173     | 158       | 249    | 181    |
| 1982--   | 334     | 368     | 297       | 256     | 177       | 315    | 263    |
| acres, 1987--  | 25 140  | 54 372  | 21 841    | 18 799  | 40 446    | 28 851 | 18 707 |
| 1982--   | 41 900  | 61 084  | 29 681    | 28 604  | 42 506    | 47 376 | 22 802 |
| Woodland pastured ----- farms, 1987--  | 151     | 216     | 137       | 124     | 110       | 175    | 126    |
| 1982--   | 202     | 247     | 177       | 167     | 127       | 239    | 186    |
| acres, 1987--  | 8 599   | 26 952  | 9 290     | 8 059   | 18 835    | 11 123 | 8 679  |
| 1982--   | 16 526  | 31 079  | 11 357    | 11 450  | 22 563    | 17 237 | 10 107 |
| Woodland not pastured ----- farms, 1987--  | 167     | 164     | 117       | 106     | 88        | 160    | 103    |
| 1982--   | 205     | 226     | 180       | 180     | 82        | 179    | 141    |
| acres, 1987--  | 16 541  | 27 420  | 12 551    | 10 740  | 21 611    | 17 728 | 10 028 |
| 1982--   | 25 374  | 30 005  | 18 324    | 17 154  | 19 943    | 30 139 | 12 695 |
| Other land ----- farms, 1987--   | 319     | 336     | 336       | 176     | 166       | 254    | 288    |
| 1982--   | 361     | 351     | 387       | 225     | 182       | 338    | 314    |
| acres, 1987--  | 18 411  | 42 864  | 34 848    | 7 273   | 23 280    | 16 496 | 35 771 |
| 1982--   | 15 005  | 42 050  | 34 827    | 7 801   | 35 095    | 17 792 | 25 270 |
| Pastureland and rangeland other than<br>cropland and woodland pastured ----- farms, 1987-- | 148     | 181     | 165       | 79      | 70        | 127    | 127    |
| 1982--   | 105     | 139     | 148       | 70      | 74        | 113    | 119    |
| acres, 1987--  | 12 182  | 34 669  | 27 408    | 4 944   | 19 636    | 12 742 | 31 238 |
| 1982--   | 9 393   | 35 995  | 28 545    | 5 667   | 31 937    | 12 452 | 21 345 |
| Land in house lots, ponds, roads,<br>wasteland, etc. ----- farms, 1987--                   | 291     | 257     | 285       | 147     | 129       | 216    | 233    |
| 1982--   | 334     | 315     | 337       | 201     | 158       | 311    | 287    |
| acres, 1987--  | 6 229   | 8 195   | 7 440     | 2 329   | 3 624     | 3 754  | 4 533  |
| 1982--   | 5 612   | 6 055   | 6 282     | 2 134   | 3 158     | 5 340  | 3 925  |
| Pastureland, all types ----- farms, 1987--   | 308     | 345     | 306       | 197     | 174       | 297    | 293    |
| 1982--   | 308     | 385     | 389       | 270     | 201       | 378    | 339    |
| acres, 1987--  | 34 141  | 81 785  | 55 296    | 20 635  | 50 167    | 39 557 | 56 068 |
| 1982--   | 36 753  | 95 164  | 60 474    | 27 685  | 66 560    | 44 884 | 52 287 |
| Cropland diverted under annual commodity<br>acreage adjustment programs----- farms, 1987-- | 153     | 71      | 51        | 9       | 16        | 7      | 29     |
| 1982--   | 58      | 37      | 4         | 5       | 6         | 8      | 8      |
| acres, 1987--  | 7 744   | 4 663   | 1 934     | 614     | 1 601     | 204    | 1 262  |
| 1982--   | 1 184   | 1 382   | 26        | 69      | 52        | 50     | 112    |
| Cropland placed under the conservation<br>reserve program----- farms, 1987--               | 24      | 22      | 49        | 11      | 17        | 10     | 29     |
| acres, 1987--  | 1 660   | 2 408   | 7 616     | 475     | 3 875     | 538    | 3 907  |

See footnotes at end of table.

**Table 5. Farms, Land in Farms, and Land Use: 1987 and 1982—Con.**

[For meaning of abbreviations and symbols, see introductory text]

| All Farms   | Coahoma | Copiah | Covington | De Soto | Forrest | Franklin | George |
|---|---------|--------|-----------|---------|---------|----------|--------|
| <b>LAND IN FARMS ACCORDING TO USE—Con.</b>  |         |        |           |         |         |          |        |
| Total cropland-Con.   |         |        |           |         |         |          |        |
| Other cropland-Con.   |         |        |           |         |         |          |        |
| Cropland on which all crops failed..... farms, 1987..                                   | 20      | 15     | 22        | 15      | 11      | 9        | 11     |
| ..... farms, 1982..   | 15      | 12     | 12        | 22      | 12      | 1        | 17     |
| ..... acres, 1987..   | 706     | 252    | 440       | 616     | (D)     | (D)      | 111    |
| ..... acres, 1982..   | 739     | 546    | 305       | 442     | 476     | (D)      | 374    |
| Cropland in cultivated summer fallow ..... farms, 1987..                                | 98      | 6      | 10        | 15      | 3       | 2        | 8      |
| ..... farms, 1982..   | 82      | 11     | 12        | 14      | 5       | 4        | 21     |
| ..... acres, 1987..   | 31 057  | 46     | 103       | 3 488   | (D)     | (D)      | 834    |
| ..... acres, 1982..   | 9 271   | 286    | 161       | 2 214   | (D)     | 213      | 160    |
| Cropland idle..... farms, 1987..  | 109     | 70     | 70        | 88      | 30      | 12       | 66     |
| ..... farms, 1982..   | 70      | 50     | 111       | 79      | 50      | 19       | 58     |
| ..... acres, 1987..   | 29 057  | 5 549  | 2 751     | 12 801  | 1 470   | 1 097    | 2 106  |
| ..... acres, 1982..   | 6 767   | 2 207  | 3 643     | 7 160   | 1 089   | 602      | 855    |
| Total woodland..... farms, 1987..   | 53      | 367    | 341       | 235     | 164     | 115      | 195    |
| ..... farms, 1982..   | 87      | 518    | 439       | 285     | 222     | 174      | 242    |
| ..... acres, 1987..   | 7 494   | 53 181 | 26 004    | 16 655  | 14 464  | 21 391   | 16 300 |
| ..... acres, 1982..   | 14 178  | 74 948 | 31 504    | 29 951  | 22 319  | 24 186   | 18 247 |
| Woodland pastured ..... farms, 1987..   | 8       | 288    | 252       | 157     | 106     | 81       | 77     |
| ..... farms, 1982..   | 24      | 388    | 311       | 197     | 160     | 121      | 127    |
| ..... acres, 1987..   | 981     | 28 592 | 11 402    | 7 217   | 6 968   | 8 889    | 3 548  |
| ..... acres, 1982..   | 767     | 35 156 | 16 266    | 12 889  | 9 998   | 11 501   | 7 670  |
| Woodland not pastured ..... farms, 1987..   | 49      | 174    | 184       | 118     | 87      | 63       | 148    |
| ..... farms, 1982..   | 69      | 244    | 214       | 142     | 100     | 98       | 178    |
| ..... acres, 1987..   | 6 513   | 24 589 | 14 602    | 9 438   | 7 496   | 12 502   | 12 752 |
| ..... acres, 1982..   | 13 411  | 39 792 | 15 238    | 17 062  | 12 321  | 12 685   | 10 577 |
| Other land ..... farms, 1987..  | 120     | 387    | 336       | 387     | 215     | 121      | 224    |
| ..... farms, 1982..   | 191     | 501    | 441       | 455     | 275     | 172      | 277    |
| ..... acres, 1987..   | 5 195   | 33 238 | 18 231    | 25 656  | 9 325   | 8 172    | 9 601  |
| ..... acres, 1982..   | 11 847  | 35 565 | 12 149    | 30 155  | 15 759  | 9 327    | 5 727  |
| Pastureland and rangeland other than cropland and woodland pastured ..... farms, 1987.. | 12      | 170    | 146       | 180     | 96      | 70       | 80     |
| ..... farms, 1982..   | 26      | 195    | 116       | 167     | 79      | 67       | 60     |
| ..... acres, 1987..   | 653     | 26 493 | 14 564    | 16 002  | 6 265   | 6 304    | 6 858  |
| ..... acres, 1982..   | 3 159   | 28 953 | 8 815     | 19 906  | 11 820  | 6 776    | 3 101  |
| Land in house lots, ponds, roads, wasteland, etc. .... farms, 1987..                    | 112     | 339    | 267       | 322     | 181     | 86       | 197    |
| ..... farms, 1982..   | 180     | 417    | 405       | 409     | 249     | 157      | 263    |
| ..... acres, 1987..   | 4 542   | 6 745  | 3 667     | 9 654   | 3 060   | 1 868    | 2 743  |
| ..... acres, 1982..   | 8 688   | 6 612  | 3 334     | 10 249  | 3 939   | 2 551    | 2 626  |
| Pastureland, all types ..... farms, 1987..  | 26      | 475    | 405       | 376     | 221     | 152      | 215    |
| ..... farms, 1982..   | 57      | 602    | 488       | 475     | 281     | 195      | 231    |
| ..... acres, 1987..   | 2 088   | 90 848 | 41 876    | 43 079  | 21 595  | 23 554   | 16 718 |
| ..... acres, 1982..   | 5 041   | 99 320 | 45 799    | 56 050  | 30 411  | 29 303   | 17 918 |
| Cropland diverted under annual commodity acreage adjustment programs..... farms, 1987.. | 185     | 8      | 12        | 63      | 5       | 9        | 6      |
| ..... farms, 1982..   | 105     | 6      | 9         | 35      | 3       | 1        | 2      |
| ..... acres, 1987..   | 33 563  | 1 027  | 573       | (D)     | 479     | (D)      | 263    |
| ..... acres, 1982..   | 8 266   | 106    | 342       | 2 708   | (D)     | (D)      | (D)    |
| Cropland placed under the conservation reserve program..... farms, 1987..               | 9       | 23     | 24        | 6       | 10      | 1        | 12     |
| ..... acres, 1987..   | 4 252   | 4 126  | 1 586     | (D)     | 515     | (D)      | 263    |

See footnotes at end of table.



**Table 5. Farms, Land in Farms, and Land Use: 1987 and 1982—Con.**

[For meaning of abbreviations and symbols, see introductory text.]

| All Farms   | Greene | Grenada | Hancock | Harrison | Hinds   | Holmes | Humphreys |
|---|--------|---------|---------|----------|---------|--------|-----------|
| <b>LAND IN FARMS ACCORDING TO USE—Con.</b>  |        |         |         |          |         |        |           |
| Total cropland-Con.   |        |         |         |          |         |        |           |
| Other cropland-Con.   |        |         |         |          |         |        |           |
| Cropland on which all crops failed..... farms, 1987..                                   | 15     | 7       | 6       | 4        | 18      | 19     | 21        |
| 1982..  | 18     | 4       | 7       | 16       | 30      | 30     | 18        |
| acres, 1987..   | 450    | 95      | 281     | (D)      | 1 248   | 539    | 904       |
| 1982..  | 364    | 752     | 346     | 583      | 4 945   | 2 190  | 1 031     |
| Cropland in cultivated summer fallow..... farms, 1987..                                 | 18     | 16      | 3       | -        | 18      | 37     | 78        |
| 1982..  | 12     | 9       | 5       | 4        | 18      | 26     | 58        |
| acres, 1987..   | 529    | 699     | 75      | -        | 1 104   | 7 256  | 24 035    |
| 1982..  | 60     | 583     | 87      | 30       | 881     | 2 808  | 6 162     |
| Cropland idle..... farms, 1987..  | 36     | 60      | 34      | 22       | 129     | 142    | 123       |
| 1982..  | 64     | 25      | 42      | 39       | 87      | 96     | 81        |
| acres, 1987..   | 871    | 5 940   | 1 987   | 621      | 16 882  | 29 697 | 21 480    |
| 1982..  | 1 290  | 1 304   | 1 796   | 1 708    | 5 329   | 7 713  | 8 040     |
| Total woodland..... farms, 1987..   | 239    | 147     | 121     | 104      | 433     | 214    | 64        |
| 1982..  | 267    | 176     | 135     | 174      | 568     | 277    | 73        |
| acres, 1987..   | 31 182 | 23 362  | 14 888  | 6 329    | 75 002  | 47 665 | 10 425    |
| 1982..  | 31 829 | 31 195  | 15 759  | 11 261   | 81 462  | 48 430 | 11 793    |
| Woodland pastured..... farms, 1987..  | 134    | 100     | 76      | 47       | 300     | 137    | 8         |
| 1982..  | 160    | 103     | 66      | 104      | 404     | 182    | 13        |
| acres, 1987..   | 7 936  | 10 067  | 6 632   | 1 222    | 35 077  | 18 241 | 272       |
| 1982..  | 10 635 | 10 842  | 6 064   | 5 778    | 43 723  | 22 945 | 417       |
| Woodland not pastured..... farms, 1987..  | 176    | 74      | 79      | 75       | 227     | 127    | 56        |
| 1982..  | 190    | 113     | 87      | 97       | 267     | 148    | 62        |
| acres, 1987..   | 23 248 | 13 295  | 8 256   | 5 107    | 39 925  | 29 424 | 10 153    |
| 1982..  | 21 194 | 20 353  | 9 695   | 5 483    | 37 739  | 25 485 | 11 376    |
| Other land..... farms, 1987..   | 211    | 166     | 135     | 174      | 594     | 286    | 210       |
| 1982..  | 241    | 190     | 164     | 238      | 678     | 341    | 247       |
| acres, 1987..   | 6 307  | 18 566  | 6 146   | 3 601    | 63 972  | 26 613 | 38 131    |
| 1982..  | 9 590  | 15 517  | 5 919   | 3 987    | 62 778  | 38 276 | 32 461    |
| Pastureland and rangeland other than cropland and woodland pastured..... farms, 1987..  | 97     | 87      | 45      | 72       | 306     | 124    | 15        |
| 1982..  | 53     | 71      | 37      | 53       | 265     | 111    | 18        |
| acres, 1987..   | 3 964  | 15 426  | 2 541   | 2 106    | 54 213  | 15 953 | 3 316     |
| 1982..  | 4 920  | 10 729  | 3 455   | 1 939    | 49 799  | 21 975 | 1 179     |
| Land in house lots, ponds, roads, wasteland, etc..... farms, 1987..                     | 169    | 122     | 114     | 147      | 457     | 240    | 204       |
| 1982..  | 228    | 167     | 151     | 224      | 578     | 299    | 243       |
| acres, 1987..   | 2 343  | 3 140   | 3 605   | 1 495    | 9 759   | 10 660 | 34 815    |
| 1982..  | 4 670  | 4 788   | 2 464   | 2 048    | 12 979  | 16 301 | 31 282    |
| Pastureland, all types..... farms, 1987..   | 256    | 172     | 169     | 169      | 648     | 264    | 37        |
| 1982..  | 303    | 195     | 165     | 223      | 772     | 330    | 39        |
| acres, 1987..   | 21 384 | 34 688  | 15 520  | 7 942    | 134 097 | 48 624 | 5 352     |
| 1982..  | 26 434 | 33 763  | 16 723  | 13 419   | 146 737 | 64 938 | 3 028     |
| Cropland diverted under annual commodity acreage adjustment programs..... farms, 1987.. | 6      | 51      | 1       | -        | 44      | 143    | 168       |
| 1982..  | 4      | 31      | -       | 1        | 39      | 84     | 90        |
| acres, 1987..   | 196    | 2 688   | (D)     | -        | 3 992   | 19 227 | 22 438    |
| 1982..  | 44     | 1 202   | -       | (D)      | 1 810   | 5 360  | 5 878     |
| Cropland placed under the conservation reserve program..... farms, 1987..               | 7      | 12      | 3       | -        | 37      | 30     | 8         |
| acres, 1987..   | 167    | 693     | (D)     | -        | 5 919   | 2 659  | 1 018     |

See footnotes at end of table.

**Table 5. Farms, Land in Farms, and Land Use: 1987 and 1982—Con.**

[For meaning of abbreviations and symbols, see introductory text]

| All Farms  | Issaquena | Itawamba | Jackson | Jasper | Jefferson | Jefferson Davis | Jones  |
|--|-----------|----------|---------|--------|-----------|-----------------|--------|
| <b>LAND IN FARMS ACCORDING TO USE—Con.</b>   |           |          |         |        |           |                 |        |
| Total cropland-Con.  |           |          |         |        |           |                 |        |
| Other cropland-Con.  |           |          |         |        |           |                 |        |
| Cropland on which all crops failed..... farms, 1987..                                      | 7         | 16       | 9       | 4      | 4         | 18              | 22     |
| 1982..   | 15        | 19       | 8       | 7      | 10        | 17              | 24     |
| acres, 1987..  | (D)       | 215      | (D)     | (D)    | (D)       | 698             | 392    |
| 1982..   | 1 421     | 944      | 693     | 62     | (D)       | 471             | 613    |
| Cropland in cultivated summer fallow ..... farms, 1987..                                   | 34        | 15       | 2       | 3      | 3         | 10              | 8      |
| 1982..   | 14        | 21       | 4       | 12     | 1         | 20              | 26     |
| acres, 1987..  | 10 070    | 314      | (D)     | (D)    | (D)       | 97              | 97     |
| 1982..   | (D)       | 590      | (D)     | 245    | (D)       | 143             | 283    |
| Cropland idle..... farms, 1987..   | 30        | 81       | 39      | 42     | 38        | 75              | 102    |
| 1982..   | 21        | 43       | 31      | 54     | 17        | 58              | 120    |
| acres, 1987..  | (D)       | 3 755    | 1 689   | 2 836  | 5 790     | 2 800           | 4 413  |
| 1982..   | 1 788     | 972      | 781     | 1 511  | 986       | 1 546           | 2 632  |
| Total woodland..... farms, 1987..  | 27        | 298      | 114     | 297    | 166       | 278             | 473    |
| 1982..   | 37        | 421      | 142     | 432    | 187       | 410             | 667    |
| acres, 1987..  | 4 374     | 28 842   | 7 168   | 40 529 | 38 622    | 23 882          | 34 942 |
| 1982..   | 5 500     | 34 934   | 9 575   | 45 315 | 44 133    | 33 064          | 45 440 |
| Woodland pastured ..... farms, 1987..  | 5         | 185      | 73      | 204    | 123       | 197             | 311    |
| 1982..   | 8         | 244      | 61      | 310    | 147       | 298             | 439    |
| acres, 1987..  | (D)       | 9 728    | 2 699   | 19 490 | 18 114    | 11 090          | 14 425 |
| 1982..   | 114       | 12 190   | 2 350   | 23 118 | 25 501    | 18 404          | 17 961 |
| Woodland not pastured ..... farms, 1987..  | 23        | 213      | 76      | 170    | 81        | 170             | 279    |
| 1982..   | 32        | 289      | 104     | 231    | 73        | 221             | 395    |
| acres, 1987..  | (D)       | 19 114   | 4 469   | 21 039 | 20 508    | 12 792          | 20 517 |
| 1982..   | 5 386     | 22 744   | 7 225   | 22 197 | 18 632    | 14 660          | 27 479 |
| Other land ..... farms, 1987..   | 60        | 340      | 151     | 319    | 171       | 281             | 573    |
| 1982..   | 80        | 441      | 194     | 421    | 197       | 408             | 695    |
| acres, 1987..  | 12 377    | 12 322   | 3 794   | 19 777 | 9 214     | 12 525          | 21 319 |
| 1982..   | 6 313     | 11 142   | 3 367   | 27 206 | 15 546    | 11 043          | 23 668 |
| Pastureland and rangeland other than<br>cropland and woodland pastured ..... farms, 1987.. | 10        | 135      | 51      | 133    | 88        | 116             | 189    |
| 1982..   | 9         | 136      | 36      | 175    | 69        | 121             | 188    |
| acres, 1987..  | 4 434     | 7 677    | (D)     | 12 798 | 6 922     | 10 058          | 15 069 |
| 1982..   | 1 891     | 6 679    | 1 247   | 22 499 | 10 721    | 7 752           | 17 290 |
| Land in house lots, ponds, roads,<br>wasteland, etc. .... farms, 1987..                    | 56        | 300      | 131     | 253    | 138       | 229             | 509    |
| 1982..   | 76        | 407      | 183     | 379    | 175       | 374             | 642    |
| acres, 1987..  | 7 943     | 4 645    | (D)     | 6 979  | 2 292     | 2 467           | 6 250  |
| 1982..   | 4 422     | 4 463    | 2 120   | 4 707  | 4 825     | 3 291           | 6 378  |
| Pastureland, all types ..... farms, 1987..   | 13        | 331      | 150     | 359    | 209       | 349             | 619    |
| 1982..   | 21        | 422      | 172     | 538    | 244       | 458             | 786    |
| acres, 1987..  | (D)       | 27 907   | (D)     | 53 847 | 37 959    | 39 318          | 52 514 |
| 1982..   | 2 581     | 29 562   | 7 725   | 71 855 | 53 283    | 47 569          | 63 253 |
| Cropland diverted under annual commodity<br>acreage adjustment programs..... farms, 1987.. | 57        | 59       | 2       | 10     | 9         | 11              | 6      |
| 1982..   | 14        | 12       | 3       | 10     | 4         | 5               | 1      |
| acres, 1987..  | (D)       | 1 485    | (D)     | 162    | 1 061     | 364             | 385    |
| 1982..   | 743       | 303      | (D)     | 49     | (D)       | 73              | (D)    |
| Cropland placed under the conservation<br>reserve program..... farms, 1987..               | 2         | 22       | 3       | 35     | 12        | 17              | 11     |
| acres, 1987..  | (D)       | 588      | (D)     | 2 916  | 496       | 1 566           | 986    |

See footnotes at end of table.

**Table 5. Farms, Land in Farms, and Land Use: 1987 and 1982—Con.**

[For meaning of abbreviations and symbols, see introductory text]

| All Farms   | Kemper | Lafayette | Lamar  | Lauderdale | Lawrence | Leake  | Lee    | Leflore |
|---|--------|-----------|--------|------------|----------|--------|--------|---------|
| <b>LAND IN FARMS ACCORDING TO USE—Con.</b>  |        |           |        |            |          |        |        |         |
| Total cropland-Con.   |        |           |        |            |          |        |        |         |
| Other cropland-Con.   |        |           |        |            |          |        |        |         |
| Cropland on which all crops failed..... farms, 1987..                                   | 16     | 24        | 6      | 7          | 6        | 7      | 10     | 17      |
| ..... farms, 1982..   | 9      | 19        | 12     | 11         | 21       | 10     | 6      | 19      |
| ..... acres, 1987..   | 390    | 569       | 95     | 46         | 188      | 102    | 309    | 1 755   |
| ..... acres, 1982..   | 45     | 1 279     | 1 875  | 432        | 2 274    | 909    | 210    | 3 147   |
| Cropland in cultivated summer fallow..... farms, 1987..                                 | 9      | 19        | 10     | 7          | 4        | 12     | 13     | 87      |
| ..... farms, 1982..   | 17     | 10        | 8      | 12         | 6        | 8      | 9      | 58      |
| ..... acres, 1987..   | 284    | 978       | 558    | 98         | 34       | 293    | 584    | 25 519  |
| ..... acres, 1982..   | 311    | 219       | 132    | 140        | (D)      | 283    | 711    | 7 448   |
| Cropland idle..... farms, 1987..  | 46     | 100       | 58     | 54         | 39       | 84     | 100    | 142     |
| ..... farms, 1982..   | 72     | 86        | 58     | 59         | 47       | 69     | 53     | 122     |
| ..... acres, 1987..   | 4 614  | 5 165     | 1 800  | 2 592      | 1 527    | 3 796  | 4 892  | 34 684  |
| ..... acres, 1982..   | 2 471  | 2 019     | 1 697  | 1 243      | 911      | 1 765  | 1 595  | 15 266  |
| Total woodland..... farms, 1987..   | 301    | 307       | 185    | 287        | 209      | 416    | 250    | 68      |
| ..... farms, 1982..   | 419    | 335       | 293    | 403        | 302      | 556    | 331    | 110     |
| ..... acres, 1987..   | 35 385 | 43 151    | 21 955 | 37 350     | 22 491   | 31 257 | 16 773 | 17 722  |
| ..... acres, 1982..   | 46 629 | 47 675    | 27 443 | 44 148     | 31 297   | 39 434 | 20 752 | 30 805  |
| Woodland pastured..... farms, 1987..  | 228    | 220       | 97     | 210        | 151      | 288    | 177    | 13      |
| ..... farms, 1982..   | 324    | 244       | 187    | 275        | 221      | 384    | 208    | 20      |
| ..... acres, 1987..   | 16 389 | 23 080    | 7 520  | 20 268     | 11 126   | 14 985 | 8 462  | 2 589   |
| ..... acres, 1982..   | 22 553 | 23 144    | 17 520 | 18 180     | 16 151   | 21 104 | 8 126  | 1 305   |
| Woodland not pastured..... farms, 1987..  | 169    | 162       | 129    | 174        | 121      | 227    | 129    | 61      |
| ..... farms, 1982..   | 213    | 191       | 167    | 239        | 150      | 310    | 186    | 100     |
| ..... acres, 1987..   | 18 996 | 20 071    | 14 435 | 17 082     | 11 365   | 16 272 | 8 311  | 15 133  |
| ..... acres, 1982..   | 24 076 | 24 531    | 9 923  | 25 988     | 15 146   | 18 330 | 12 617 | 29 500  |
| Other land..... farms, 1987..   | 330    | 355       | 260    | 309        | 201      | 528    | 419    | 159     |
| ..... farms, 1982..   | 422    | 376       | 307    | 398        | 282      | 573    | 516    | 189     |
| ..... acres, 1987..   | 29 383 | 23 854    | 8 688  | 14 268     | 8 099    | 18 603 | 20 252 | 19 780  |
| ..... acres, 1982..   | 21 851 | 19 108    | 15 080 | 17 161     | 11 070   | 18 907 | 28 137 | 14 304  |
| Pastureland and rangeland other than cropland and woodland pastured..... farms, 1987..  | 185    | 197       | 98     | 144        | 89       | 245    | 197    | 26      |
| ..... farms, 1982..   | 127    | 144       | 95     | 135        | 85       | 208    | 189    | 23      |
| ..... acres, 1987..   | 25 885 | 16 978    | 5 737  | 8 932      | 6 000    | 12 046 | 15 331 | 3 517   |
| ..... acres, 1982..   | 16 824 | 13 265    | 10 842 | 11 896     | 7 418    | 12 713 | 20 903 | 3 126   |
| Land in house lots, ponds, roads, wasteland, etc..... farms, 1987..                     | 285    | 288       | 232    | 262        | 158      | 462    | 353    | 151     |
| ..... farms, 1982..   | 381    | 335       | 285    | 353        | 251      | 530    | 463    | 188     |
| ..... acres, 1987..   | 3 498  | 6 876     | 2 951  | 5 336      | 2 099    | 6 557  | 4 921  | 16 263  |
| ..... acres, 1982..   | 5 027  | 5 843     | 4 248  | 5 265      | 3 652    | 6 194  | 7 234  | 11 178  |
| Pastureland, all types..... farms, 1987..   | 389    | 365       | 265    | 402        | 267      | 532    | 427    | 48      |
| ..... farms, 1982..   | 487    | 410       | 358    | 471        | 341      | 627    | 477    | 58      |
| ..... acres, 1987..   | 62 553 | 55 691    | 23 229 | 47 845     | 32 640   | 48 563 | 43 452 | 7 446   |
| ..... acres, 1982..   | 69 618 | 58 494    | 44 425 | 50 256     | 39 160   | 57 446 | 43 705 | 8 075   |
| Cropland diverted under annual commodity acreage adjustment programs..... farms, 1987.. | 12     | 74        | 4      | 5          | 7        | 36     | 66     | 184     |
| ..... farms, 1982..   | 12     | 48        | 4      | 6          | 12       | 7      | 9      | 134     |
| ..... acres, 1987..   | 278    | 3 345     | 47     | (D)        | 636      | 1 065  | 2 557  | 30 628  |
| ..... acres, 1982..   | 109    | 820       | 36     | 13         | 62       | 99     | 117    | 13 258  |
| Cropland placed under the conservation reserve program..... farms, 1987..               | 22     | 12        | 9      | 9          | 4        | 12     | 19     | 7       |
| ..... acres, 1987..   | 2 580  | 646       | 466    | (D)        | 66       | 578    | 1 031  | 313     |

See footnotes at end of table.

**Table 5. Farms, Land in Farms, and Land Use: 1987 and 1982—Con.**

[For meaning of abbreviations and symbols, see introductory text]

| All Farms   | Lincoln | Lowndes | Madison | Marion | Marshall | Monroe | Montgomery | Neshoba |
|---|---------|---------|---------|--------|----------|--------|------------|---------|
| <b>LAND IN FARMS ACCORDING TO USE—Con.</b>  |         |         |         |        |          |        |            |         |
| Total cropland-Con.   |         |         |         |        |          |        |            |         |
| Other cropland-Con.   |         |         |         |        |          |        |            |         |
| Cropland on which all crops failed..... farms, 1987..                                   | 2       | 17      | 21      | 23     | 13       | 24     | 11         | 17      |
| 1982..  | 7       | 28      | 25      | 22     | 16       | 17     | 4          | 10      |
| acres, 1987..   | (D)     | 483     | 748     | 444    | 281      | 697    | 222        | 472     |
| 1982..  | 620     | 897     | 2 180   | 1 892  | 399      | 611    | (D)        | (D)     |
| Cropland in cultivated summer fallow ..... farms, 1987..                                | 3       | 17      | 25      | 20     | 17       | 18     | 20         | 11      |
| 1982..  | 13      | 12      | 14      | 18     | 19       | 25     | 8          | 16      |
| acres, 1987..   | (D)     | 2 526   | 3 325   | 870    | 1 585    | 596    | 759        | 98      |
| 1982..  | 217     | 1 622   | 943     | 569    | 2 505    | 815    | (D)        | (D)     |
| Cropland idle..... farms, 1987..  | 43      | 77      | 107     | 84     | 127      | 136    | 85         | 65      |
| 1982..  | 48      | 49      | 89      | 97     | 98       | 81     | 35         | 78      |
| acres, 1987..   | 3 136   | 6 412   | 25 151  | 4 001  | 12 863   | 9 064  | 4 584      | 2 386   |
| 1982..  | 1 156   | 1 852   | 7 888   | 2 574  | 4 249    | 1 683  | 1 467      | 1 513   |
| Total woodland..... farms, 1987..   | 414     | 212     | 247     | 355    | 303      | 316    | 206        | 531     |
| 1982..  | 479     | 276     | 307     | 518    | 397      | 412    | 246        | 661     |
| acres, 1987..   | 33 308  | 23 927  | 45 526  | 31 589 | 45 321   | 35 917 | 35 388     | 55 843  |
| 1982..  | 44 179  | 23 183  | 43 490  | 46 244 | 58 942   | 45 633 | 44 501     | 65 697  |
| Woodland pastured ..... farms, 1987..   | 298     | 124     | 147     | 234    | 189      | 181    | 142        | 382     |
| 1982..  | 356     | 140     | 210     | 351    | 278      | 218    | 175        | 478     |
| acres, 1987..   | 18 526  | 6 639   | 21 607  | 13 536 | 16 399   | 12 488 | 12 430     | 17 936  |
| 1982..  | 26 012  | 6 327   | 21 427  | 19 524 | 27 694   | 14 135 | 19 375     | 28 139  |
| Woodland not pastured ..... farms, 1987..   | 215     | 125     | 141     | 200    | 179      | 215    | 128        | 302     |
| 1982..  | 227     | 176     | 143     | 255    | 230      | 279    | 136        | 374     |
| acres, 1987..   | 14 782  | 17 288  | 23 919  | 18 053 | 28 922   | 23 419 | 22 956     | 37 907  |
| 1982..  | 18 167  | 16 856  | 22 063  | 26 720 | 31 248   | 31 498 | 25 126     | 37 558  |
| Other land ..... farms, 1987..  | 392     | 273     | 357     | 413    | 416      | 390    | 220        | 525     |
| 1982..  | 488     | 338     | 442     | 496    | 488      | 487    | 263        | 642     |
| acres, 1987..   | 18 554  | 24 420  | 52 914  | 16 363 | 47 839   | 26 707 | 15 946     | 24 397  |
| 1982..  | 17 392  | 22 098  | 50 811  | 18 513 | 42 095   | 26 414 | 11 543     | 21 669  |
| Pastureland and rangeland other than cropland and woodland pastured ..... farms, 1987.. | 153     | 125     | 192     | 154    | 239      | 158    | 114        | 232     |
| 1982..  | 131     | 94      | 157     | 132    | 191      | 156    | 90         | 182     |
| acres, 1987..   | 12 541  | 19 428  | 44 179  | 11 408 | 38 926   | 18 859 | 11 989     | 15 745  |
| 1982..  | 12 314  | 16 054  | 39 845  | 13 361 | 29 941   | 19 850 | 7 125      | 14 781  |
| Land in house lots, ponds, roads, wasteland, etc. .... farms, 1987..                    | 328     | 238     | 284     | 366    | 314      | 340    | 179        | 467     |
| 1982..  | 444     | 315     | 376     | 469    | 434      | 438    | 237        | 596     |
| acres, 1987..   | 6 013   | 4 992   | 8 735   | 4 955  | 8 913    | 7 848  | 3 957      | 8 652   |
| 1982..  | 5 078   | 6 044   | 10 966  | 5 152  | 12 154   | 6 564  | 4 418      | 6 888   |
| Pastureland, all types ..... farms, 1987..  | 490     | 261     | 369     | 499    | 437      | 382    | 245        | 650     |
| 1982..  | 559     | 290     | 441     | 609    | 504      | 456    | 291        | 758     |
| acres, 1987..   | 61 702  | 36 816  | 88 818  | 51 282 | 81 358   | 52 357 | 39 406     | 63 001  |
| 1982..  | 70 454  | 34 969  | 87 125  | 66 466 | 88 066   | 54 354 | 40 091     | 79 203  |
| Cropland diverted under annual commodity acreage adjustment programs..... farms, 1987.. | 7       | 63      | 88      | 2      | 112      | 92     | 68         | 11      |
| 1982..  | 5       | 12      | 58      | 5      | 84       | 26     | 30         | 9       |
| acres, 1987..   | 222     | 3 921   | 11 913  | (D)    | 7 866    | 5 938  | 2 971      | 73      |
| 1982..  | 188     | 123     | 4 205   | 91     | 2 324    | 544    | 534        | 54      |
| Cropland placed under the conservation reserve program..... farms, 1987..               | 20      | 35      | 34      | 13     | 12       | 30     | 7          | 18      |
| acres, 1987..   | 1 237   | 6 290   | 6 139   | (D)    | 687      | 2 480  | 186        | 618     |

See footnotes at end of table.

**Table 5. Farms, Land in Farms, and Land Use: 1987 and 1982—Con.**

[For meaning of abbreviations and symbols, see introductory text]

| All Farms  | Newton | Noxubee | Oktibbeha | Panola | Pearl River | Perry  | Pike   | Pontotoc |
|--|--------|---------|-----------|--------|-------------|--------|--------|----------|
| <b>LAND IN FARMS ACCORDING TO USE—Con.</b>   |        |         |           |        |             |        |        |          |
| Total cropland-Con.  |        |         |           |        |             |        |        |          |
| Other cropland-Con.  |        |         |           |        |             |        |        |          |
| Cropland on which all crops failed.....farms, 1987..                                   | 7      | 26      | 13        | 11     | 11          | 5      | 17     | 16       |
| 1982..   | 9      | 28      | 23        | 19     | 29          | 14     | 14     | 13       |
| acres, 1987..  | (D)    | 954     | 352       | 579    | 197         | 474    | 771    | 396      |
| 1982..   | 231    | 1 682   | 1 390     | 1 164  | 773         | 521    | 1 030  | 589      |
| Cropland in cultivated summer fallow.....farms, 1987..                                 | 13     | 21      | 10        | 21     | 7           | 6      | 6      | 15       |
| 1982..   | 19     | 11      | 7         | 28     | 9           | 3      | 14     | 12       |
| acres, 1987..  | (D)    | 1 786   | 869       | 1 986  | 443         | 62     | 352    | 951      |
| 1982..   | 656    | 228     | (D)       | 1 331  | 335         | (D)    | 272    | 590      |
| Cropland idle.....farms, 1987..  | 48     | 124     | 39        | 149    | 94          | 35     | 38     | 160      |
| 1982..   | 90     | 39      | 58        | 92     | 64          | 40     | 64     | 70       |
| acres, 1987..  | 2 248  | 12 349  | 2 157     | 19 762 | 4 557       | 1 368  | 1 832  | 8 319    |
| 1982..   | 3 230  | 2 084   | 1 382     | 6 940  | 1 707       | 974    | 1 687  | 1 968    |
| Total woodland.....farms, 1987..   | 430    | 212     | 192       | 340    | 312         | 139    | 309    | 306      |
| 1982..   | 590    | 270     | 284       | 452    | 433         | 201    | 418    | 493      |
| acres, 1987..  | 36 804 | 34 050  | 23 273    | 36 987 | 30 822      | 12 604 | 24 188 | 21 204   |
| 1982..   | 44 940 | 40 357  | 30 699    | 46 700 | 33 802      | 17 796 | 30 207 | 34 213   |
| Woodland pastured.....farms, 1987..  | 301    | 120     | 108       | 236    | 161         | 91     | 191    | 187      |
| 1982..   | 407    | 158     | 186       | 343    | 243         | 117    | 262    | 277      |
| acres, 1987..  | 16 717 | 8 100   | 7 234     | 17 486 | 13 398      | 5 085  | 9 725  | 8 174    |
| 1982..   | 21 704 | 11 381  | 11 451    | 25 800 | 16 223      | 6 774  | 14 124 | 13 906   |
| Woodland not pastured.....farms, 1987..  | 251    | 127     | 121       | 170    | 207         | 85     | 211    | 195      |
| 1982..   | 336    | 163     | 171       | 201    | 253         | 111    | 231    | 319      |
| acres, 1987..  | 20 087 | 25 950  | 16 039    | 19 501 | 17 424      | 7 519  | 14 483 | 13 030   |
| 1982..   | 23 236 | 28 976  | 19 248    | 20 900 | 17 579      | 11 022 | 16 083 | 20 307   |
| Other land.....farms, 1987..   | 440    | 312     | 264       | 477    | 429         | 161    | 347    | 442      |
| 1982..   | 560    | 400     | 327       | 584    | 521         | 204    | 428    | 607      |
| acres, 1987..  | 18 783 | 40 065  | 17 784    | 49 777 | 32 148      | 6 855  | 12 132 | 18 008   |
| 1982..   | 17 936 | 46 458  | 20 935    | 58 196 | 26 932      | 6 663  | 13 625 | 19 609   |
| Pastureland and rangeland other than cropland and woodland pastured.....farms, 1987..  | 194    | 134     | 102       | 244    | 178         | 77     | 128    | 201      |
| 1982..   | 188    | 156     | 125       | 273    | 141         | 71     | 121    | 223      |
| acres, 1987..  | 14 076 | 32 451  | 13 679    | 38 781 | 23 245      | 4 348  | 9 408  | 12 321   |
| 1982..   | 12 194 | 37 247  | 16 202    | 43 814 | 19 028      | 4 480  | 9 454  | 12 427   |
| Land in house lots, ponds, roads, wasteland, etc.....farms, 1987..                     | 364    | 258     | 229       | 391    | 364         | 128    | 291    | 373      |
| 1982..   | 521    | 353     | 297       | 515    | 489         | 185    | 391    | 558      |
| acres, 1987..  | 4 707  | 7 614   | 4 105     | 10 996 | 8 903       | 2 507  | 2 724  | 5 687    |
| 1982..   | 5 742  | 9 211   | 4 733     | 14 382 | 7 904       | 2 183  | 4 171  | 7 182    |
| Pastureland, all types.....farms, 1987..   | 509    | 287     | 263       | 462    | 476         | 181    | 431    | 412      |
| 1982..   | 646    | 347     | 354       | 593    | 585         | 255    | 494    | 526      |
| acres, 1987..  | 55 279 | 60 115  | 39 269    | 85 689 | 59 577      | 15 567 | 43 459 | 34 309   |
| 1982..   | 63 182 | 69 207  | 50 024    | 99 255 | 63 869      | 20 409 | 48 611 | 40 423   |
| Cropland diverted under annual commodity acreage adjustment programs.....farms, 1987.. | 2      | 72      | 4         | 156    | 5           | 6      | 14     | 120      |
| 1982..   | 4      | 7       | 7         | 97     | 3           | 4      | 7      | 51       |
| acres, 1987..  | (D)    | 3 613   | 182       | 13 041 | (D)         | 550    | 632    | 4 199    |
| 1982..   | 6      | 201     | 227       | 4 300  | (D)         | 106    | 102    | 742      |
| Cropland placed under the conservation reserve program.....farms, 1987..               | 16     | 42      | 13        | 25     | 6           | 17     | 12     | 50       |
| acres, 1987..  | (D)    | 6 931   | 1 048     | 2 625  | (D)         | 1 302  | 217    | 3 503    |

See footnotes at end of table.

**Table 5. Farms, Land in Farms, and Land Use: 1987 and 1982—Con.**

[For meaning of abbreviations and symbols, see introductory text]

| All Farms  | Prentiss | Quitman | Rankin | Scott  | Sharkey | Simpson | Smith  | Stone  |
|--|----------|---------|--------|--------|---------|---------|--------|--------|
| <b>LAND IN FARMS ACCORDING TO USE—Con.</b>   |          |         |        |        |         |         |        |        |
| Total cropland-Con.  |          |         |        |        |         |         |        |        |
| Other cropland-Con.  |          |         |        |        |         |         |        |        |
| Cropland on which all crops failed..... farms, 1987..                                      | 8        | 30      | 20     | 9      | 7       | 17      | 5      | 6      |
| 1982..   | 10       | 18      | 15     | 2      | 8       | 20      | 17     | 19     |
| acres, 1987..  | 112      | 2 340   | 370    | 625    | (D)     | 513     | 96     | 85     |
| 1982..   | 155      | (D)     | 622    | (D)    | 328     | 229     | 1 554  | 721    |
| Cropland in cultivated summer fallow ..... farms, 1987..                                   | 15       | 61      | 17     | 8      | 51      | 13      | 10     | 8      |
| 1982..   | 8        | 44      | 17     | 14     | 22      | 25      | 29     | 11     |
| acres, 1987..  | 347      | 9 393   | 738    | 320    | 15 563  | 88      | 578    | 60     |
| 1982..   | 248      | 4 154   | 413    | (D)    | 2 069   | 835     | 903    | 194    |
| Cropland idle..... farms, 1987..   | 93       | 126     | 62     | 93     | 40      | 52      | 83     | 34     |
| 1982..   | 55       | 71      | 59     | 44     | 23      | 78      | 77     | 40     |
| acres, 1987..  | 4 174    | 24 240  | 6 228  | 6 104  | 14 256  | 2 377   | 3 407  | 1 076  |
| 1982..   | 826      | 6 302   | 2 821  | 1 480  | 3 511   | 2 922   | 2 814  | 2 001  |
| Total woodland..... farms, 1987..  | 239      | 72      | 331    | 412    | 23      | 371     | 441    | 145    |
| 1982..   | 324      | 99      | 407    | 502    | 37      | 585     | 553    | 172    |
| acres, 1987..  | 17 598   | 7 217   | 42 882 | 36 645 | 7 013   | 36 220  | 31 845 | 16 769 |
| 1982..   | 23 914   | 8 598   | 48 611 | 45 390 | 7 961   | 49 153  | 37 969 | 18 448 |
| Woodland pastured ..... farms, 1987..  | 121      | 19      | 224    | 289    | 3       | 245     | 292    | 74     |
| 1982..   | 188      | 37      | 295    | 336    | 10      | 408     | 359    | 94     |
| acres, 1987..  | 4 173    | 771     | 14 583 | 15 728 | (D)     | 16 520  | 15 512 | 4 660  |
| 1982..   | 9 025    | 1 760   | 18 238 | 19 391 | 364     | 24 822  | 17 618 | 4 055  |
| Woodland not pastured ..... farms, 1987..  | 172      | 66      | 183    | 203    | 23      | 226     | 255    | 103    |
| 1982..   | 210      | 90      | 205    | 247    | 33      | 300     | 312    | 121    |
| acres, 1987..  | 13 425   | 6 446   | 28 299 | 20 917 | (D)     | 19 700  | 16 339 | 12 109 |
| 1982..   | 14 889   | 6 838   | 30 373 | 25 999 | 7 597   | 24 331  | 20 351 | 14 393 |
| Other land ..... farms, 1987..   | 307      | 139     | 406    | 495    | 60      | 434     | 488    | 159    |
| 1982..   | 416      | 197     | 496    | 634    | 93      | 552     | 559    | 186    |
| acres, 1987..  | 14 598   | 9 362   | 22 857 | 21 764 | 5 142   | 16 672  | 15 012 | 4 476  |
| 1982..   | 11 613   | 15 218  | 24 782 | 22 251 | 14 606  | 17 941  | 15 283 | 12 918 |
| Pastureland and rangeland other than<br>cropland and woodland pastured..... farms, 1987..  | 138      | 30      | 182    | 206    | 2       | 202     | 178    | 67     |
| 1982..   | 153      | 44      | 193    | 193    | 7       | 157     | 170    | 39     |
| acres, 1987..  | 8 991    | 3 883   | 17 987 | 15 857 | (D)     | 13 387  | 8 924  | 2 818  |
| 1982..   | 7 522    | 6 558   | 16 467 | 15 770 | 3 852   | 11 787  | 10 986 | 10 449 |
| Land in house lots, ponds, roads,<br>wasteland, etc. .... farms, 1987..                    | 258      | 133     | 326    | 423    | 59      | 354     | 430    | 124    |
| 1982..   | 380      | 195     | 453    | 589    | 90      | 508     | 508    | 177    |
| acres, 1987..  | 5 607    | 5 479   | 4 870  | 5 907  | (D)     | 3 305   | 6 088  | 1 658  |
| 1982..   | 4 091    | 8 660   | 8 315  | 6 481  | 10 754  | 6 154   | 4 297  | 2 469  |
| Pastureland, all types ..... farms, 1987..   | 277      | 37      | 458    | 535    | 8       | 497     | 531    | 183    |
| 1982..   | 368      | 58      | 526    | 646    | 28      | 625     | 617    | 214    |
| acres, 1987..  | 21 665   | 5 879   | 58 501 | 57 532 | 981     | 54 514  | 47 355 | 14 837 |
| 1982..   | 27 016   | 9 354   | 61 854 | 64 847 | 5 528   | 66 421  | 57 636 | 23 095 |
| Cropland diverted under annual commodity<br>acreage adjustment programs..... farms, 1987.. | 62       | 167     | 34     | 13     | 83      | 9       | 2      | 3      |
| 1982..   | 17       | 79      | 20     | 17     | 40      | 4       | 7      | 2      |
| acres, 1987..  | 2 833    | 24 507  | 2 723  | 467    | (D)     | 459     | (D)    | (D)    |
| 1982..   | 265      | 5 550   | 816    | 505    | 4 142   | 123     | 43     | (D)    |
| Cropland placed under the conservation<br>reserve program..... farms, 1987..               | 48       | 4       | 4      | 20     | 2       | 17      | 17     | 5      |
| acres, 1987..  | 1 752    | 534     | 613    | 3 251  | (D)     | 982     | (D)    | (D)    |

See footnotes at end of table.

**Table 5. Farms, Land in Farms, and Land Use: 1987 and 1982—Con.**

[For meaning of abbreviations and symbols, see introductory text]

| All Farms   | Sunflower | Tallahatchie | Tate   | Tippah | Tishomingo | Tunica | Union  | Walthall |
|---|-----------|--------------|--------|--------|------------|--------|--------|----------|
| <b>LAND IN FARMS ACCORDING TO USE—Con.</b>  |           |              |        |        |            |        |        |          |
| Total cropland-Con.   |           |              |        |        |            |        |        |          |
| Other cropland-Con.   |           |              |        |        |            |        |        |          |
| Cropland on which all crops failed..... farms, 1987..                                   | 61        | 17           | 11     | 22     | 18         | 21     | 21     | 11       |
| 1982..  | 13        | 21           | 13     | 16     | 9          | 23     | 19     | 10       |
| acres, 1987..   | 5 852     | 1 931        | 508    | 167    | 252        | 1 223  | 352    | 73       |
| 1982..  | 752       | 3 287        | 423    | 476    | 61         | 1 719  | 1 990  | 526      |
| Cropland in cultivated summer fallow ..... farms, 1987..                                | 143       | 55           | 26     | 15     | 10         | 47     | 14     | 13       |
| 1982..  | 95        | 48           | 16     | 12     | 8          | 41     | 16     | 31       |
| acres, 1987..   | 31 480    | 10 207       | 1 676  | 316    | 234        | 8 573  | 780    | 474      |
| 1982..  | 13 232    | 4 117        | 704    | 158    | 95         | 4 545  | 534    | 572      |
| Cropland idle..... farms, 1987..  | 233       | 165          | 122    | 152    | 61         | 78     | 134    | 75       |
| 1982..  | 118       | 112          | 74     | 72     | 40         | 46     | 117    | 77       |
| acres, 1987..   | 51 939    | 27 771       | 10 263 | 4 192  | 1 686      | (D)    | 4 992  | 3 436    |
| 1982..  | 14 016    | 8 601        | 2 578  | 1 300  | 576        | 5 505  | 1 440  | 2 124    |
| Total woodland..... farms, 1987..   | 77        | 191          | 285    | 336    | 197        | 52     | 336    | 447      |
| 1982..  | 102       | 215          | 355    | 460    | 284        | 50     | 385    | 559      |
| acres, 1987..   | 8 215     | 21 785       | 23 344 | 31 379 | 14 948     | 10 448 | 21 641 | 33 235   |
| 1982..  | 16 100    | 32 031       | 26 396 | 39 328 | 19 423     | 9 198  | 26 395 | 44 181   |
| Woodland pastured ..... farms, 1987..   | 12        | 124          | 233    | 253    | 129        | 21     | 194    | 302      |
| 1982..  | 23        | 126          | 285    | 328    | 183        | 19     | 260    | 410      |
| acres, 1987..   | 734       | 9 856        | 14 000 | 16 190 | 5 301      | 1 006  | 7 828  | 12 599   |
| 1982..  | 1 315     | 12 229       | 16 591 | 16 738 | 8 136      | 598    | 12 554 | 20 875   |
| Woodland not pastured ..... farms, 1987..   | 68        | 93           | 117    | 197    | 120        | 48     | 219    | 247      |
| 1982..  | 85        | 132          | 129    | 298    | 188        | 49     | 242    | 293      |
| acres, 1987..   | 7 481     | 11 929       | 9 344  | 15 189 | 9 647      | 9 442  | 13 813 | 20 636   |
| 1982..  | 14 785    | 19 802       | 9 805  | 22 590 | 11 287     | 8 600  | 13 841 | 23 306   |
| Other land ..... farms, 1987..  | 237       | 247          | 416    | 412    | 215        | 94     | 454    | 454      |
| 1982..  | 288       | 307          | 478    | 521    | 267        | 105    | 545    | 572      |
| acres, 1987..   | 32 440    | 23 044       | 40 671 | 18 921 | 5 307      | 14 051 | 14 938 | 10 832   |
| 1982..  | 35 572    | 22 945       | 38 797 | 16 940 | 4 965      | 6 279  | 14 276 | 12 877   |
| Pastureland and rangeland other than cropland and woodland pastured ..... farms, 1987.. | 29        | 67           | 243    | 209    | 73         | 30     | 192    | 156      |
| 1982..  | 31        | 63           | 243    | 208    | 64         | 23     | 194    | 142      |
| acres, 1987..   | 7 321     | 14 924       | 32 846 | 13 192 | 2 900      | 5 819  | 9 374  | 6 889    |
| 1982..  | 6 157     | 6 420        | 31 835 | 9 867  | 2 800      | 1 614  | 8 206  | 8 359    |
| Land in house lots, ponds, roads, wasteland, etc. .... farms, 1987..                    | 224       | 205          | 334    | 351    | 186        | 86     | 395    | 401      |
| 1982..  | 282       | 291          | 434    | 473    | 249        | 101    | 495    | 524      |
| acres, 1987..   | 25 119    | 8 120        | 7 825  | 5 729  | 2 407      | 8 232  | 5 564  | 3 943    |
| 1982..  | 29 415    | 16 525       | 6 962  | 7 073  | 2 165      | 4 665  | 6 070  | 4 518    |
| Pastureland, all types ..... farms, 1987..  | 63        | 195          | 468    | 431    | 223        | 34     | 439    | 530      |
| 1982..  | 93        | 217          | 522    | 522    | 259        | 26     | 494    | 699      |
| acres, 1987..   | 10 391    | 39 432       | 68 618 | 43 574 | 15 405     | 8 103  | 29 260 | 48 953   |
| 1982..  | 13 676    | 32 800       | 68 643 | 43 556 | 16 744     | 3 833  | 34 623 | 66 516   |
| Cropland diverted under annual commodity acreage adjustment programs..... farms, 1987.. | 317       | 195          | 101    | 104    | 57         | 110    | 130    | 5        |
| 1982..  | 148       | 111          | 52     | 26     | 6          | 54     | 66     | 11       |
| acres, 1987..   | 46 222    | 23 822       | 7 000  | 1 771  | 780        | 22 880 | 3 850  | 164      |
| 1982..  | 14 480    | 6 368        | 707    | 182    | 18         | 5 565  | 994    | 155      |
| Cropland placed under the conservation reserve program..... farms, 1987..               | 8         | 23           | 9      | 50     | 5          | 3      | 34     | 24       |
| acres, 1987..   | 222       | 3 063        | 790    | 3 051  | 233        | 292    | 1 284  | 2 309    |

See footnotes at end of table.

**Table 5. Farms, Land in Farms, and Land Use: 1987 and 1982—Con.**

[For meaning of abbreviations and symbols, see introductory text]

| All Farms  | Warren | Washington | Wayne  | Webster | Wilkinson | Winston | Yalobusha | Yazoo  |
|--|--------|------------|--------|---------|-----------|---------|-----------|--------|
| <b>LAND IN FARMS ACCORDING TO USE—Con.</b>   |        |            |        |         |           |         |           |        |
| Total cropland-Con.  |        |            |        |         |           |         |           |        |
| Other cropland-Con.  |        |            |        |         |           |         |           |        |
| Cropland on which all crops failed----- farms, 1987..                                    | 7      | 27         | 10     | 8       | 5         | 18      | 10        | 11     |
| 1982..   | 18     | 21         | 13     | 7       | 7         | 7       | 6         | 19     |
| acres, 1987..  | 669    | 1 825      | 99     | 122     | (D)       | 434     | 162       | 1 428  |
| 1982..   | 8 535  | 1 538      | 251    | 123     | 1 181     | 192     | 576       | 991    |
| Cropland in cultivated summer fallow ----- farms, 1987..                                 | 8      | 151        | 8      | 18      | 3         | 11      | 11        | 64     |
| 1982..   | 6      | 102        | 9      | 12      | 3         | 36      | 7         | 45     |
| acres, 1987..  | 1 748  | 41 940     | 257    | 538     | (D)       | 143     | 1 324     | 13 381 |
| 1982..   | (D)    | 10 770     | 356    | 323     | 15        | 1 049   | 263       | 5 168  |
| Cropland idle----- farms, 1987..   | 36     | 145        | 45     | 72      | 22        | 83      | 76        | 209    |
| 1982..   | 18     | 105        | 72     | 69      | 26        | 80      | 69        | 119    |
| acres, 1987..  | 7 628  | 33 095     | 1 605  | 3 750   | 3 068     | 5 603   | 7 372     | 31 778 |
| 1982..   | 1 342  | 9 583      | 1 687  | 2 724   | 1 406     | 1 953   | 2 376     | 10 733 |
| Total woodland----- farms, 1987..  | 130    | 78         | 307    | 210     | 136       | 383     | 188       | 307    |
| 1982..   | 168    | 93         | 340    | 269     | 180       | 518     | 283       | 369    |
| acres, 1987..  | 37 815 | 17 294     | 33 334 | 25 460  | 45 226    | 33 009  | 26 003    | 71 308 |
| 1982..   | 49 624 | 19 841     | 43 521 | 28 530  | 78 098    | 44 060  | 37 005    | 77 361 |
| Woodland pastured ----- farms, 1987..  | 102    | 6          | 176    | 133     | 100       | 287     | 139       | 186    |
| 1982..   | 128    | 23         | 179    | 162     | 125       | 390     | 201       | 233    |
| acres, 1987..  | 19 967 | 397        | 9 631  | 7 623   | 21 699    | 13 317  | 12 915    | 30 017 |
| 1982..   | 21 618 | 1 569      | 13 896 | 10 007  | 36 565    | 19 970  | 20 661    | 36 847 |
| Woodland not pastured ----- farms, 1987..  | 55     | 74         | 218    | 139     | 78        | 204     | 96        | 180    |
| 1982..   | 71     | 77         | 236    | 175     | 108       | 289     | 157       | 198    |
| acres, 1987..  | 17 848 | 16 897     | 23 703 | 17 837  | 23 527    | 19 692  | 13 088    | 41 291 |
| 1982..   | 28 006 | 18 272     | 29 625 | 18 523  | 41 533    | 24 090  | 16 344    | 40 514 |
| Other land ----- farms, 1987..   | 130    | 234        | 325    | 217     | 140       | 412     | 240       | 373    |
| 1982..   | 187    | 272        | 336    | 291     | 175       | 552     | 286       | 405    |
| acres, 1987..  | 8 510  | 19 620     | 16 729 | 10 437  | 22 743    | 17 522  | 20 527    | 52 418 |
| 1982..   | 16 326 | 20 472     | 9 198  | 10 865  | 21 574    | 20 608  | 19 596    | 47 244 |
| Pastureland and rangeland other than cropland and woodland pastured ----- farms, 1987..  | 63     | 32         | 120    | 109     | 79        | 196     | 127       | 154    |
| 1982..   | 79     | 20         | 96     | 108     | 63        | 190     | 129       | 125    |
| acres, 1987..  | 5 956  | 4 301      | 10 366 | 7 680   | 17 607    | 12 463  | 16 372    | 31 360 |
| 1982..   | 13 713 | 3 295      | 6 259  | 8 184   | 17 221    | 15 242  | 13 579    | 29 690 |
| Land in house lots, ponds, roads, wasteland, etc. ----- farms, 1987..                    | 101    | 218        | 271    | 188     | 104       | 342     | 191       | 312    |
| 1982..   | 159    | 264        | 298    | 259     | 148       | 512     | 250       | 364    |
| acres, 1987..  | 2 554  | 15 319     | 6 363  | 2 757   | 5 136     | 5 059   | 4 155     | 21 058 |
| 1982..   | 2 613  | 17 177     | 2 939  | 2 681   | 4 353     | 5 366   | 6 017     | 17 554 |
| Pastureland, all types ----- farms, 1987..   | 161    | 55         | 389    | 227     | 187       | 477     | 234       | 351    |
| 1982..   | 211    | 69         | 400    | 277     | 210       | 627     | 288       | 364    |
| acres, 1987..  | 35 320 | 7 888      | 36 329 | 23 620  | 56 210    | 48 462  | 37 301    | 87 548 |
| 1982..   | 46 330 | 9 238      | 37 145 | 27 717  | 74 433    | 60 505  | 42 237    | 93 630 |
| Cropland diverted under annual commodity acreage adjustment programs ----- farms, 1987.. | 31     | 252        | 7      | 71      | 1         | 20      | 66        | 227    |
| 1982..   | 9      | 127        | 2      | 38      | 3         | 19      | 48        | 117    |
| acres, 1987..  | 4 125  | (D)        | (D)    | 3 224   | (D)       | 662     | 2 814     | 26 435 |
| 1982..   | 1 096  | 9 391      | (D)    | 718     | 81        | 137     | 961       | 7 649  |
| Cropland placed under the conservation reserve program ----- farms, 1987..               | -      | 2          | 6      | 25      | 13        | 23      | 30        | 28     |
| acres, 1987..  | -      | (D)        | (D)    | 1 301   | (D)       | 2 861   | 1 481     | 2 523  |

<sup>1</sup>Data are based on a sample of farms, see text.



**Table 6. Harvested Cropland by Size of Farm and Acres Harvested: 1987 and 1982**

[For meaning of abbreviations and symbols, see introductory text]

| Farms with harvested cropland                |                                  | Mississippi      | Adams         | Alcorn        | Amite         | Attala        | Benton        | Boivar         |
|--|----------------------------------|------------------|---------------|---------------|---------------|---------------|---------------|----------------|
| <b>Farms</b> .....                           | <b>number, 1987</b> ...          | <b>24 305</b>    | <b>96</b>     | <b>338</b>    | <b>316</b>    | <b>308</b>    | <b>169</b>    | <b>461</b>     |
|  | <b>1982</b> .....                | <b>31 122</b>    | <b>124</b>    | <b>492</b>    | <b>480</b>    | <b>404</b>    | <b>240</b>    | <b>507</b>     |
|  | <b>acres harvested, 1987</b> ... | <b>4 272 651</b> | <b>35 969</b> | <b>27 983</b> | <b>21 468</b> | <b>22 407</b> | <b>29 974</b> | <b>298 187</b> |
|  | <b>1982</b> .....                | <b>5 799 772</b> | <b>42 897</b> | <b>46 835</b> | <b>32 943</b> | <b>38 873</b> | <b>39 533</b> | <b>374 646</b> |
| <b>HARVESTED CROPLAND BY SIZE OF FARM</b>    |                                  |                  |               |               |               |               |               |                |
| 1987 size of farm:                           |                                  |                  |               |               |               |               |               |                |
| 1 to 9 acres                                 | farms.....                       | 413              | 1             | 7             | 2             | 2             | 2             | 10             |
|  | acres harvested...               | 1 337            | (D)           | 23            | (D)           | (D)           | (D)           | 50             |
| 10 to 49 acres                               | farms.....                       | 3 318            | 14            | 54            | 38            | 17            | 15            | 62             |
|  | acres harvested...               | 42 263           | (D)           | 657           | (D)           | (D)           | (D)           | 1 411          |
| 50 to 69 acres                               | farms.....                       | 1 692            | 5             | 33            | 19            | 16            | 11            | 9              |
|  | acres harvested...               | 31 783           | 101           | 830           | 336           | 279           | 135           | 476            |
| 70 to 99 acres                               | farms.....                       | 2 744            | 7             | 60            | 24            | 37            | 10            | 15             |
|  | acres harvested...               | 64 924           | 223           | 1 635         | 330           | 706           | 177           | 948            |
| 100 to 139 acres                             | farms.....                       | 2 837            | 5             | 50            | 29            | 39            | 19            | 17             |
|  | acres harvested...               | 91 929           | 230           | 2 291         | 679           | 638           | 509           | 1 281          |
| 140 to 179 acres                             | farms.....                       | 2 188            | 9             | 30            | 33            | 36            | 21            | 17             |
|  | acres harvested...               | 88 769           | 405           | 1 398         | 897           | 1 048         | 759           | 1 972          |
| 180 to 219 acres                             | farms.....                       | 1 593            | 5             | 22            | 46            | 30            | 18            | 15             |
|  | acres harvested...               | 83 505           | 295           | 1 453         | 1 914         | 1 125         | 978           | 2 483          |
| 220 to 259 acres                             | farms.....                       | 1 142            | 7             | 6             | 23            | 28            | 10            | 7              |
|  | acres harvested...               | 73 703           | 308           | 297           | 1 081         | 1 688         | 550           | 1 412          |
| 260 to 499 acres                             | farms.....                       | 3 611            | 9             | 43            | 59            | 65            | 28            | 66             |
|  | acres harvested...               | 416 168          | 837           | 4 408         | 4 418         | 4 852         | 2 571         | 17 683         |
| 500 to 999 acres                             | farms.....                       | 2 591            | 17            | 24            | 25            | 26            | 16            | 120            |
|  | acres harvested...               | 820 256          | 4 003         | 8 504         | 4 521         | 7 143         | 5 811         | 65 279         |
| 1,000 to 1,999 acres                         | farms.....                       | 1 376            | 6             | 7             | 12            | 7             | 8             | 78             |
|  | acres harvested...               | 1 009 794        | 1 515         | (D)           | 3 886         | 3 224         | 4 620         | 81 878         |
| 2,000 acres or more                          | farms.....                       | 800              | 11            | 2             | 6             | 5             | 11            | 45             |
|  | acres harvested...               | 1 548 220        | 27 827        | (D)           | 3 060         | 1 543         | 13 687        | 123 314        |
| 1982 size of farm:                           |                                  |                  |               |               |               |               |               |                |
| 1 to 9 acres                                 | farms.....                       | 582              | 4             | 12            | 7             | 7             | 6             | 9              |
|  | acres harvested...               | 2 073            | 10            | 48            | 22            | 37            | 16            | 41             |
| 10 to 49 acres                               | farms.....                       | 5 014            | 18            | 116           | 60            | 43            | 28            | 65             |
|  | acres harvested...               | 64 495           | 249           | 1 856         | 541           | 444           | 340           | 1 728          |
| 50 to 69 acres                               | farms.....                       | 2 476            | 8             | 56            | 39            | 24            | 11            | 21             |
|  | acres harvested...               | 49 648           | 185           | 1 394         | 556           | 401           | 269           | 983            |
| 70 to 99 acres                               | farms.....                       | 3 724            | 3             | 52            | 54            | 47            | 22            | 27             |
|  | acres harvested...               | 93 212           | 127           | 1 707         | 686           | 770           | 609           | 1 914          |
| 100 to 139 acres                             | farms.....                       | 3 670            | 11            | 62            | 61            | 63            | 30            | 32             |
|  | acres harvested...               | 130 016          | 660           | 2 317         | 1 386         | 1 499         | 1 455         | 3 270          |
| 140 to 179 acres                             | farms.....                       | 2 700            | 13            | 44            | 50            | 51            | 23            | 19             |
|  | acres harvested...               | 124 352          | 416           | 2 414         | 1 209         | 1 504         | 1 255         | 2 259          |
| 180 to 219 acres                             | farms.....                       | 1 844            | 7             | 22            | 35            | 28            | 30            | 15             |
|  | acres harvested...               | 116 442          | 284           | 1 534         | 1 424         | 631           | 2 488         | 2 650          |
| 220 to 259 acres                             | farms.....                       | 1 375            | 10            | 16            | 25            | 23            | 11            | 6              |
|  | acres harvested...               | 108 837          | 797           | 1 752         | 1 544         | 1 529         | 915           | 1 341          |
| 260 to 499 acres                             | farms.....                       | 4 338            | 14            | 71            | 90            | 66            | 32            | 65             |
|  | acres harvested...               | 617 387          | 2 150         | 13 114        | 6 732         | 6 442         | 3 421         | 21 945         |
| 500 to 999 acres                             | farms.....                       | 2 844            | 11            | 35            | 35            | 29            | 32            | 107            |
|  | acres harvested...               | 1 092 123        | 3 097         | 14 384        | 7 315         | 7 669         | 14 876        | 67 673         |
| 1,000 to 1,999 acres                         | farms.....                       | 1 669            | 16            | 6             | 18            | 20            | 9             | 89             |
|  | acres harvested...               | 1 488 228        | 11 111        | 6 315         | 7 293         | 14 482        | 6 399         | 100 894        |
| 2,000 acres or more                          | farms.....                       | 886              | 9             | -             | 6             | 3             | 6             | 52             |
|  | acres harvested...               | 1 912 959        | 23 811        | -             | 4 235         | 3 465         | 7 490         | 169 948        |
| <b>HARVESTED CROPLAND BY ACRES HARVESTED</b> |                                  |                  |               |               |               |               |               |                |
| 1987 acres harvested:                        |                                  |                  |               |               |               |               |               |                |
| 1 to 9 acres                                 | farms.....                       | 4 039            | 11            | 69            | 55            | 57            | 34            | 18             |
|  | acres.....                       | 19 599           | 67            | 342           | 281           | 262           | 183           | 86             |
| 10 to 19 acres                               | farms.....                       | 4 388            | 10            | 65            | 64            | 67            | 26            | 23             |
|  | acres.....                       | 57 262           | 131           | 873           | 824           | 844           | 343           | 324            |
| 20 to 29 acres                               | farms.....                       | 3 179            | 16            | 39            | 43            | 46            | 24            | 14             |
|  | acres.....                       | 70 858           | 341           | 880           | 932           | 1 036         | 525           | 340            |
| 30 to 49 acres                               | farms.....                       | 3 347            | 10            | 46            | 46            | 50            | 18            | 30             |
|  | acres.....                       | 121 684          | 357           | 1 672         | 1 588         | 1 782         | 682           | 1 074          |
| 50 to 99 acres                               | farms.....                       | 2 942            | 16            | 63            | 51            | 28            | 16            | 31             |
|  | acres.....                       | 195 371          | 1 069         | 4 237         | 3 311         | 1 754         | 1 038         | 2 264          |
| 100 to 199 acres                             | farms.....                       | 2 000            | 13            | 25            | 28            | 26            | 16            | 39             |
|  | acres.....                       | 268 059          | 1 618         | 3 120         | 3 517         | 3 737         | 2 353         | 5 428          |
| 200 to 499 acres                             | farms.....                       | 2 084            | 7             | 17            | 23            | 26            | 15            | 110            |
|  | acres.....                       | 654 350          | 1 695         | 5 536         | 6 122         | 7 321         | 4 309         | 35 184         |
| 500 to 999 acres                             | farms.....                       | 1 305            | 4             | 12            | 5             | 7             | 13            | 110            |
|  | acres.....                       | 912 174          | 2 998         | (D)           | (D)           | (D)           | 9 546         | 76 694         |
| 1,000 acres or more                          | farms.....                       | 1 021            | 9             | 2             | 1             | 1             | 7             | 86             |
|  | acres.....                       | 1 973 294        | 27 693        | (D)           | (D)           | (D)           | 10 995        | 176 793        |
| 1982 acres harvested:                        |                                  |                  |               |               |               |               |               |                |
| 1 to 9 acres                                 | farms.....                       | 5 999            | 22            | 99            | 118           | 106           | 33            | 15             |
|  | acres.....                       | 29 865           | 83            | 492           | 575           | 542           | 160           | 73             |
| 10 to 19 acres                               | farms.....                       | 5 612            | 7             | 89            | 102           | 88            | 43            | 13             |
|  | acres.....                       | 72 874           | 85            | 1 172         | 1 299         | 1 125         | 564           | 164            |
| 20 to 29 acres                               | farms.....                       | 3 672            | 16            | 55            | 73            | 44            | 32            | 17             |
|  | acres.....                       | 82 821           | 337           | 1 269         | 1 661         | 989           | 760           | 407            |
| 30 to 49 acres                               | farms.....                       | 3 866            | 17            | 73            | 60            | 47            | 23            | 45             |
|  | acres.....                       | 141 498          | 622           | 2 765         | 2 261         | 1 714         | 811           | 1 735          |
| 50 to 99 acres                               | farms.....                       | 3 481            | 22            | 66            | 42            | 39            | 23            | 51             |
|  | acres.....                       | 234 186          | 1 382         | 4 397         | 2 808         | 2 401         | 1 657         | 3 781          |
| 100 to 199 acres                             | farms.....                       | 2 561            | 12            | 44            | 44            | 30            | 34            | 53             |
|  | acres.....                       | 346 055          | 1 566         | 5 942         | 5 707         | 4 092         | 4 897         | 7 537          |
| 200 to 499 acres                             | farms.....                       | 2 705            | 11            | 41            | 26            | 25            | 29            | 85             |
|  | acres.....                       | 857 689          | 3 764         | 12 746        | 7 853         | 7 162         | 9 497         | 30 405         |
| 500 to 999 acres                             | farms.....                       | 1 742            | 5             | 21            | 14            | 19            | 17            | 119            |
|  | acres.....                       | 1 205 758        | 3 078         | 13 005        | (D)           | 12 637        | 12 379        | 85 221         |
| 1,000 acres or more                          | farms.....                       | 1 484            | 12            | 4             | 1             | 6             | 6             | 109            |
|  | acres.....                       | 2 829 026        | 31 980        | 5 047         | (D)           | 8 211         | 8 808         | 245 323        |

**Table 6. Harvested Cropland by Size of Farm and Acres Harvested: 1987 and 1982—Con.**

[For meaning of abbreviations and symbols, see introductory text]

| Farms with harvested cropland                |                                 | Calhoun       | Carroll       | Chickasaw     | Choctaw       | Claiborne     | Clarke        | Clay          |
|--|---------------------------------|---------------|---------------|---------------|---------------|---------------|---------------|---------------|
| <b>Farms</b> .....                           | <b>number, 1987</b> ..          | <b>364</b>    | <b>287</b>    | <b>357</b>    | <b>138</b>    | <b>112</b>    | <b>227</b>    | <b>273</b>    |
|  | <b>1982</b> ..                  | <b>423</b>    | <b>320</b>    | <b>452</b>    | <b>256</b>    | <b>169</b>    | <b>302</b>    | <b>354</b>    |
|  | <b>acres harvested, 1987</b> .. | <b>61 930</b> | <b>39 135</b> | <b>57 862</b> | <b>9 169</b>  | <b>16 860</b> | <b>9 487</b>  | <b>44 335</b> |
|  | <b>1982</b> ..                  | <b>81 910</b> | <b>51 778</b> | <b>86 236</b> | <b>27 016</b> | <b>35 672</b> | <b>11 179</b> | <b>63 529</b> |
| <b>HARVESTED CROPLAND BY SIZE OF FARM</b>    |                                 |               |               |               |               |               |               |               |
| 1987 size of farm:                           |                                 |               |               |               |               |               |               |               |
| 1 to 9 acres                                 | farms                           | 7             | 1             | 3             | -             | 4             | 6             | 2             |
|  | acres harvested                 | 19            | (D)           | 15            | -             | 24            | 9             | (D)           |
| 10 to 49 acres                               | farms                           | 40            | 19            | 46            | 9             | 8             | 21            | 40            |
|  | acres harvested                 | 676           | (D)           | 788           | 125           | 88            | 211           | (D)           |
| 50 to 69 acres                               | farms                           | 24            | 14            | 26            | 8             | 5             | 13            | 10            |
|  | acres harvested                 | 588           | 166           | 665           | 120           | 48            | 157           | 211           |
| 70 to 99 acres                               | farms                           | 43            | 26            | 39            | 18            | 8             | 23            | 24            |
|  | acres harvested                 | 1 588         | 532           | 1 065         | 348           | 124           | 327           | 675           |
| 100 to 139 acres                             | farms                           | 51            | 22            | 51            | 27            | 10            | 37            | 34            |
|  | acres harvested                 | 2 306         | 383           | 2 299         | 507           | 352           | 660           | 1 200         |
| 140 to 179 acres                             | farms                           | 25            | 35            | 20            | 21            | 7             | 20            | 25            |
|  | acres harvested                 | 992           | 745           | 1 986         | 657           | 274           | 523           | 1 629         |
| 180 to 219 acres                             | farms                           | 27            | 22            | 24            | 14            | 4             | 17            | 20            |
|  | acres harvested                 | 1 657         | 1 642         | 1 812         | 499           | 63            | 543           | 1 317         |
| 220 to 259 acres                             | farms                           | 16            | 17            | 13            | 11            | 4             | 20            | 25            |
|  | acres harvested                 | 862           | 664           | 820           | 627           | 112           | 626           | 1 963         |
| 260 to 499 acres                             | farms                           | 66            | 59            | 67            | 17            | 23            | 44            | 47            |
|  | acres harvested                 | 9 118         | 4 043         | 11 770        | 661           | 1 437         | 2 146         | 6 155         |
| 500 to 999 acres                             | farms                           | 29            | 40            | 41            | 7             | 17            | 16            | 24            |
|  | acres harvested                 | 11 873        | 10 160        | 14 519        | 918           | 2 299         | 1 469         | 8 902         |
| 1,000 to 1,999 acres                         | farms                           | 29            | 21            | 14            | 4             | 14            | 7             | 11            |
|  | acres harvested                 | 21 951        | 7 110         | 7 644         | (D)           | 1 754         | 1 171         | 6 535         |
| 2,000 acres or more                          | farms                           | 7             | 11            | 13            | 2             | 8             | 3             | 11            |
|  | acres harvested                 | 10 300        | 13 425        | 14 479        | (D)           | 10 285        | 1 625         | 15 141        |
| 1982 size of farm:                           |                                 |               |               |               |               |               |               |               |
| 1 to 9 acres                                 | farms                           | 7             | 2             | 4             | 2             | 5             | 6             | 12            |
|  | acres harvested                 | 24            | (D)           | 11            | (D)           | 11            | 22            | 40            |
| 10 to 49 acres                               | farms                           | 57            | 21            | 51            | 36            | 17            | 55            | 36            |
|  | acres harvested                 | 937           | (D)           | 784           | (D)           | 150           | 492           | 501           |
| 50 to 69 acres                               | farms                           | 26            | 13            | 31            | 15            | 12            | 20            | 13            |
|  | acres harvested                 | 552           | 193           | 1 019         | 176           | 240           | 225           | 342           |
| 70 to 99 acres                               | farms                           | 47            | 24            | 55            | 29            | 19            | 35            | 44            |
|  | acres harvested                 | 1 893         | 655           | 2 024         | 565           | 219           | 506           | 1 132         |
| 100 to 139 acres                             | farms                           | 43            | 33            | 49            | 43            | 16            | 42            | 42            |
|  | acres harvested                 | 1 879         | 1 013         | 1 743         | 1 185         | 653           | 1 012         | 1 738         |
| 140 to 179 acres                             | farms                           | 41            | 39            | 39            | 32            | 12            | 36            | 29            |
|  | acres harvested                 | 3 041         | 1 113         | 3 502         | 837           | 408           | 1 243         | 1 857         |
| 180 to 219 acres                             | farms                           | 15            | 17            | 24            | 20            | 6             | 29            | 25            |
|  | acres harvested                 | 1 664         | 779           | 2 537         | 896           | 270           | 904           | 1 735         |
| 220 to 259 acres                             | farms                           | 23            | 17            | 19            | 17            | 4             | 15            | 23            |
|  | acres harvested                 | 2 069         | 1 041         | 2 506         | 615           | 392           | 412           | 2 538         |
| 260 to 499 acres                             | farms                           | 84            | 64            | 100           | 25            | 40            | 39            | 55            |
|  | acres harvested                 | 15 661        | 6 218         | 21 641        | 1 534         | 3 832         | 1 971         | 7 472         |
| 500 to 999 acres                             | farms                           | 47            | 60            | 51            | 28            | 16            | 19            | 51            |
|  | acres harvested                 | 21 455        | 19 219        | 23 912        | 10 726        | 3 822         | 2 800         | 19 473        |
| 1,000 to 1,999 acres                         | farms                           | 25            | 18            | 16            | 5             | 12            | 4             | 18            |
|  | acres harvested                 | 19 888        | 8 534         | 11 880        | 3 427         | 4 698         | (D)           | 15 463        |
| 2,000 acres or more                          | farms                           | 8             | 12            | 13            | 4             | 10            | 2             | 6             |
|  | acres harvested                 | 12 847        | 12 707        | 14 677        | 6 699         | 20 977        | (D)           | 11 238        |
| <b>HARVESTED CROPLAND BY ACRES HARVESTED</b> |                                 |               |               |               |               |               |               |               |
| 1987 acres harvested:                        |                                 |               |               |               |               |               |               |               |
| 1 to 9 acres                                 | farms                           | 39            | 43            | 40            | 20            | 31            | 42            | 28            |
|  | acres                           | 196           | 219           | 193           | 108           | 121           | 189           | 117           |
| 10 to 19 acres                               | farms                           | 38            | 56            | 42            | 38            | 8             | 63            | 32            |
|  | acres                           | 526           | 727           | 587           | 501           | 103           | 822           | 409           |
| 20 to 29 acres                               | farms                           | 47            | 35            | 52            | 23            | 12            | 39            | 39            |
|  | acres                           | 1 085         | 803           | 1 165         | 495           | 241           | 867           | 859           |
| 30 to 49 acres                               | farms                           | 71            | 41            | 42            | 32            | 15            | 33            | 42            |
|  | acres                           | 2 586         | 1 450         | 1 512         | 1 111         | 554           | 1 177         | 1 574         |
| 50 to 99 acres                               | farms                           | 56            | 32            | 48            | 10            | 20            | 33            | 52            |
|  | acres                           | 3 841         | 2 168         | 3 047         | 582           | 1 299         | 2 091         | 3 487         |
| 100 to 199 acres                             | farms                           | 38            | 34            | 56            | 10            | 10            | 9             | 33            |
|  | acres                           | 5 386         | 4 642         | 7 807         | 1 460         | 1 216         | 1 331         | 4 456         |
| 200 to 499 acres                             | farms                           | 36            | 28            | 44            | 2             | 9             | 6             | 24            |
|  | acres                           | 11 398        | 9 496         | 14 182        | (D)           | 2 776         | (D)           | 7 900         |
| 500 to 999 acres                             | farms                           | 29            | 12            | 25            | 1             | 3             | 2             | 17            |
|  | acres                           | 21 247        | 7 944         | 17 974        | (D)           | 2 068         | (D)           | 12 910        |
| 1,000 acres or more                          | farms                           | 10            | 6             | 8             | 2             | 4             | -             | 6             |
|  | acres                           | 15 665        | 11 686        | 11 395        | (D)           | 8 482         | -             | 12 623        |
| 1982 acres harvested:                        |                                 |               |               |               |               |               |               |               |
| 1 to 9 acres                                 | farms                           | 53            | 55            | 36            | 56            | 43            | 91            | 39            |
|  | acres                           | 281           | 311           | 185           | 282           | 197           | 410           | 165           |
| 10 to 19 acres                               | farms                           | 40            | 51            | 49            | 51            | 29            | 72            | 43            |
|  | acres                           | 532           | 684           | 602           | 665           | 354           | 961           | 589           |
| 20 to 29 acres                               | farms                           | 35            | 30            | 41            | 40            | 17            | 47            | 40            |
|  | acres                           | 853           | 679           | 893           | 885           | 376           | 1 066         | 880           |
| 30 to 49 acres                               | farms                           | 56            | 37            | 63            | 39            | 14            | 40            | 56            |
|  | acres                           | 2 018         | 1 294         | 2 306         | 1 374         | 538           | 1 419         | 2 081         |
| 50 to 99 acres                               | farms                           | 71            | 50            | 75            | 31            | 14            | 30            | 51            |
|  | acres                           | 4 643         | 3 549         | 5 158         | 1 979         | 925           | 2 022         | 3 318         |
| 100 to 199 acres                             | farms                           | 49            | 26            | 56            | 12            | 18            | 13            | 43            |
|  | acres                           | 6 683         | 3 185         | 8 010         | 1 722         | 2 189         | 1 707         | 5 927         |
| 200 to 499 acres                             | farms                           | 71            | 37            | 83            | 10            | 20            | 7             | 46            |
|  | acres                           | 22 376        | 12 554        | 27 889        | 3 160         | 6 556         | (D)           | 13 678        |
| 500 to 999 acres                             | farms                           | 35            | 28            | 38            | 12            | 9             | 2             | 24            |
|  | acres                           | 24 295        | 19 221        | 23 947        | 8 623         | 6 660         | (D)           | 16 976        |
| 1,000 acres or more                          | farms                           | 13            | 6             | 11            | 5             | 5             | -             | 12            |
|  | acres                           | 20 229        | 10 301        | 17 246        | 8 326         | 17 877        | -             | 19 915        |

**Table 6. Harvested Cropland by Size of Farm and Acres Harvested: 1987 and 1982—Con.**

[For meaning of abbreviations and symbols, see introductory text]

| Farms with harvested cropland                | Coahoma | Copiah | Covington | De Soto | Forrest | Franklin | George |
|--|---------|--------|-----------|---------|---------|----------|--------|
| Farms..... number, 1987..                    | 229     | 321    | 305       | 307     | 187     | 102      | 280    |
| ..... 1982..                                 | 298     | 432    | 441       | 433     | 259     | 123      | 320    |
| ..... acres harvested, 1987..                | 184 893 | 21 938 | 15 670    | 82 039  | 13 391  | 7 549    | 14 274 |
| ..... 1982..                                 | 229 031 | 35 695 | 29 897    | 104 045 | 15 740  | 14 160   | 16 381 |
| <b>HARVESTED CROPLAND BY SIZE OF FARM</b>    |         |        |           |         |         |          |        |
| 1987 size of farm:                           |         |        |           |         |         |          |        |
| 1 to 9 acres..... farms..                    | 3       | 8      | 3         | 6       | 11      | -        | 7      |
| ..... acres harvested..                      | 14      | 26     | 15        | 11      | 27      | -        | 20     |
| 10 to 49 acres..... farms..                  | 24      | 26     | 50        | 73      | 35      | 2        | 66     |
| ..... acres harvested..                      | 462     | 306    | 508       | 804     | 322     | (D)      | 805    |
| 50 to 69 acres..... farms..                  | 8       | 23     | 24        | 13      | 15      | 3        | 24     |
| ..... acres harvested..                      | 225     | 260    | 345       | 242     | 325     | 22       | 469    |
| 70 to 99 acres..... farms..                  | 9       | 25     | 40        | 34      | 28      | 9        | 41     |
| ..... acres harvested..                      | 566     | 407    | 892       | 1 178   | 500     | 219      | 1 118  |
| 100 to 139 acres..... farms..                | 10      | 30     | 45        | 39      | 21      | 9        | 49     |
| ..... acres harvested..                      | 552     | 700    | 1 296     | 1 731   | 581     | 127      | 2 116  |
| 140 to 179 acres..... farms..                | 4       | 33     | 33        | 16      | 17      | 21       | 19     |
| ..... acres harvested..                      | 384     | 595    | 1 184     | 803     | 813     | 411      | 682    |
| 180 to 219 acres..... farms..                | 4       | 25     | 20        | 16      | 14      | 8        | 9      |
| ..... acres harvested..                      | 449     | 772    | 773       | 759     | 962     | 146      | 436    |
| 220 to 259 acres..... farms..                | 5       | 26     | 17        | 7       | 9       | 10       | 10     |
| ..... acres harvested..                      | 643     | 818    | 1 362     | 410     | 448     | 249      | 1 106  |
| 260 to 499 acres..... farms..                | 32      | 73     | 48        | 44      | 23      | 22       | 21     |
| ..... acres harvested..                      | 8 840   | 4 094  | 3 974     | 5 190   | 3 377   | 1 894    | 2 992  |
| 500 to 999 acres..... farms..                | 56      | 34     | 17        | 23      | 6       | 9        | 11     |
| ..... acres harvested..                      | 29 354  | 3 389  | 2 686     | 6 811   | 552     | 1 096    | 2 178  |
| 1,000 to 1,999 acres..... farms..            | 41      | 13     | 7         | 21      | 6       | 7        | 1      |
| ..... acres harvested..                      | 41 303  | 3 729  | (D)       | 17 242  | (D)     | 1 280    | (D)    |
| 2,000 acres or more..... farms..             | 33      | 5      | 1         | 15      | 2       | 2        | 2      |
| ..... acres harvested..                      | 102 101 | 6 902  | (D)       | 46 858  | (D)     | (D)      | (D)    |
| 1982 size of farm:                           |         |        |           |         |         |          |        |
| 1 to 9 acres..... farms..                    | 11      | 7      | 5         | 17      | 5       | -        | 9      |
| ..... acres harvested..                      | 59      | 25     | 23        | 43      | 11      | -        | 38     |
| 10 to 49 acres..... farms..                  | 38      | 46     | 85        | 104     | 77      | 11       | 87     |
| ..... acres harvested..                      | 795     | 326    | 1 057     | 1 201   | 708     | 114      | 1 069  |
| 50 to 69 acres..... farms..                  | 15      | 28     | 44        | 25      | 20      | 7        | 31     |
| ..... acres harvested..                      | 683     | 262    | 718       | 457     | 249     | 111      | 707    |
| 70 to 99 acres..... farms..                  | 10      | 46     | 72        | 43      | 40      | 13       | 52     |
| ..... acres harvested..                      | 772     | 715    | 1 333     | 1 206   | 809     | 202      | 2 137  |
| 100 to 139 acres..... farms..                | 8       | 62     | 54        | 37      | 34      | 8        | 45     |
| ..... acres harvested..                      | 714     | 1 409  | 1 834     | 1 520   | 1 045   | 176      | 2 185  |
| 140 to 179 acres..... farms..                | 13      | 49     | 47        | 38      | 13      | 21       | 23     |
| ..... acres harvested..                      | (D)     | 1 174  | 1 978     | 1 897   | 524     | 280      | 1 520  |
| 180 to 219 acres..... farms..                | 2       | 23     | 19        | 22      | 10      | 10       | 18     |
| ..... acres harvested..                      | (D)     | 796    | 1 015     | 1 600   | 402     | 354      | 1 597  |
| 220 to 259 acres..... farms..                | 8       | 18     | 24        | 24      | 10      | 8        | 14     |
| ..... acres harvested..                      | 1 666   | 475    | 1 203     | 2 325   | 485     | 224      | 1 829  |
| 260 to 499 acres..... farms..                | 23      | 84     | 56        | 46      | 30      | 26       | 27     |
| ..... acres harvested..                      | 7 998   | 5 653  | 8 821     | 8 184   | 2 767   | 1 131    | 3 324  |
| 500 to 999 acres..... farms..                | 73      | 47     | 25        | 29      | 15      | 8        | 13     |
| ..... acres harvested..                      | 41 964  | 8 279  | 5 715     | 10 610  | 2 510   | 1 502    | (D)    |
| 1,000 to 1,999 acres..... farms..            | 61      | 14     | 8         | 27      | 3       | 7        | 1      |
| ..... acres harvested..                      | 67 524  | 6 002  | (D)       | 21 220  | (D)     | 2 656    | (D)    |
| 2,000 acres or more..... farms..             | 36      | 8      | 2         | 23      | 2       | 4        | -      |
| ..... acres harvested..                      | 105 014 | 10 579 | (D)       | 53 782  | (D)     | 7 410    | -      |
| <b>HARVESTED CROPLAND BY ACRES HARVESTED</b> |         |        |           |         |         |          |        |
| 1987 acres harvested:                        |         |        |           |         |         |          |        |
| 1 to 9 acres..... farms..                    | 10      | 64     | 53        | 55      | 50      | 20       | 66     |
| ..... acres..                                | 61      | 307    | 287       | 241     | 188     | 119      | 293    |
| 10 to 19 acres..... farms..                  | 8       | 73     | 63        | 55      | 46      | 26       | 57     |
| ..... acres..                                | 102     | 981    | 792       | 738     | 585     | 338      | 732    |
| 20 to 29 acres..... farms..                  | 7       | 47     | 54        | 35      | 24      | 20       | 28     |
| ..... acres..                                | 169     | 999    | 1 196     | 767     | 539     | 435      | 640    |
| 30 to 49 acres..... farms..                  | 17      | 54     | 52        | 34      | 20      | 14       | 49     |
| ..... acres..                                | 622     | 1 880  | 1 921     | 1 272   | 725     | 519      | 1 757  |
| 50 to 99 acres..... farms..                  | 18      | 40     | 48        | 40      | 17      | 7        | 27     |
| ..... acres..                                | 1 320   | 2 676  | 3 081     | 2 957   | 1 041   | (D)      | 1 869  |
| 100 to 199 acres..... farms..                | 14      | 28     | 21        | 28      | 10      | 4        | 17     |
| ..... acres..                                | 2 129   | 3 422  | 2 629     | 3 269   | 1 415   | 580      | 2 189  |
| 200 to 499 acres..... farms..                | 47      | 8      | 11        | 26      | 17      | 9        | 12     |
| ..... acres..                                | 15 800  | 1 809  | 3 093     | 7 976   | 4 583   | (D)      | 3 855  |
| 500 to 999 acres..... farms..                | 56      | 3      | 3         | 15      | 1       | 1        | 3      |
| ..... acres..                                | 38 573  | 2 252  | 2 671     | 12 159  | (D)     | (D)      | (D)    |
| 1,000 acres or more..... farms..             | 52      | 4      | -         | 19      | 2       | 1        | 1      |
| ..... acres..                                | 126 117 | 7 612  | -         | 52 660  | (D)     | (D)      | (D)    |
| 1982 acres harvested:                        |         |        |           |         |         |          |        |
| 1 to 9 acres..... farms..                    | 17      | 106    | 81        | 99      | 82      | 30       | 80     |
| ..... acres..                                | 103     | 528    | 412       | 458     | 350     | 166      | 387    |
| 10 to 19 acres..... farms..                  | 15      | 114    | 99        | 62      | 67      | 30       | 66     |
| ..... acres..                                | 191     | 1 446  | 1 315     | 810     | 885     | 376      | 841    |
| 20 to 29 acres..... farms..                  | 8       | 56     | 78        | 55      | 36      | 22       | 34     |
| ..... acres..                                | 170     | 1 234  | 1 715     | 1 274   | 798     | 474      | 738    |
| 30 to 49 acres..... farms..                  | 17      | 52     | 65        | 42      | 22      | 13       | 36     |
| ..... acres..                                | 688     | 1 811  | 2 405     | 1 534   | 820     | 435      | 1 352  |
| 50 to 99 acres..... farms..                  | 27      | 40     | 53        | 40      | 24      | 12       | 53     |
| ..... acres..                                | 1 854   | 2 660  | 3 505     | 2 725   | 1 605   | 808      | 3 743  |
| 100 to 199 acres..... farms..                | 15      | 23     | 25        | 41      | 12      | 2        | 38     |
| ..... acres..                                | 2 221   | 2 977  | 3 329     | 5 499   | 1 484   | (D)      | 5 352  |
| 200 to 499 acres..... farms..                | 50      | 23     | 30        | 46      | 12      | 9        | 12     |
| ..... acres..                                | 17 950  | 6 112  | 9 591     | 14 885  | 3 370   | 2 991    | (D)    |
| 500 to 999 acres..... farms..                | 77      | 13     | 9         | 19      | 2       | 2        | 1      |
| ..... acres..                                | 54 175  | 9 363  | (D)       | 14 039  | (D)     | (D)      | (D)    |
| 1,000 acres or more..... farms..             | 72      | 5      | 1         | 29      | 2       | 3        | -      |
| ..... acres..                                | 151 679 | 9 564  | (D)       | 62 821  | (D)     | 7 140    | -      |

**Table 6. Harvested Cropland by Size of Farm and Acres Harvested: 1987 and 1982—Con.**

[For meaning of abbreviations and symbols, see introductory text]

| Farms with harvested cropland                | Greene        | Grenada       | Hancock      | Harrison      | Hinds         | Hoimes         | Humphreys      |
|--|---------------|---------------|--------------|---------------|---------------|----------------|----------------|
| <b>Farms..... number, 1987...</b>            | <b>219</b>    | <b>170</b>    | <b>117</b>   | <b>163</b>    | <b>470</b>    | <b>314</b>     | <b>236</b>     |
| <b>..... number, 1982...</b>                 | <b>252</b>    | <b>209</b>    | <b>131</b>   | <b>215</b>    | <b>597</b>    | <b>366</b>     | <b>287</b>     |
| <b>..... acres harvested, 1987...</b>        | <b>6 273</b>  | <b>25 888</b> | <b>4 400</b> | <b>2 805</b>  | <b>58 504</b> | <b>103 300</b> | <b>109 722</b> |
| <b>..... acres harvested, 1982...</b>        | <b>11 097</b> | <b>45 454</b> | <b>7 265</b> | <b>10 049</b> | <b>99 584</b> | <b>129 646</b> | <b>149 091</b> |
| <b>HARVESTED CROPLAND BY SIZE OF FARM</b>    |               |               |              |               |               |                |                |
| <b>1987 size of farm:</b>                    |               |               |              |               |               |                |                |
| 1 to 9 acres ..... farms...                  | 2             | 8             | 5            | 22            | 15            | 6              | 9              |
| ..... acres harvested... (D)                 | 28            | 28            | 11           | 58            | 44            | 20             | 39             |
| 10 to 49 acres ..... farms...                | 46            | 11            | 31           | 73            | 59            | 19             | 26             |
| ..... acres harvested... (D)                 | 88            | 88            | 226          | 586           | 606           | 288            | 582            |
| 50 to 69 acres ..... farms...                | 14            | 7             | 5            | 10            | 44            | 11             | 12             |
| ..... acres harvested...                     | 193           | 115           | 135          | 133           | 802           | 189            | 414            |
| 70 to 99 acres ..... farms...                | 31            | 16            | 10           | 16            | 50            | 19             | 10             |
| ..... acres harvested...                     | 558           | 405           | 164          | 417           | 1 186         | 504            | 650            |
| 100 to 139 acres ..... farms...              | 18            | 21            | 5            | 16            | 59            | 30             | 10             |
| ..... acres harvested...                     | 433           | 726           | 89           | 666           | 1 400         | 1 256          | 834            |
| 140 to 179 acres ..... farms...              | 19            | 18            | 12           | 9             | 37            | 25             | 7              |
| ..... acres harvested...                     | 549           | 672           | 338          | 330           | 1 341         | 1 288          | 685            |
| 180 to 219 acres ..... farms...              | 27            | 8             | 10           | 2             | 18            | 13             | 6              |
| ..... acres harvested...                     | 652           | 225           | 326          | (D)           | 641           | 812            | 793            |
| 220 to 259 acres ..... farms...              | 12            | 8             | 5            | 1             | 25            | 19             | 5              |
| ..... acres harvested...                     | 447           | 716           | 240          | (D)           | 1 084         | 1 983          | 940            |
| 260 to 499 acres ..... farms...              | 30            | 28            | 21           | 11            | 63            | 57             | 36             |
| ..... acres harvested...                     | 1 017         | 2 144         | 1 874        | 185           | 4 144         | 6 717          | 7 973          |
| 500 to 999 acres ..... farms...              | 15            | 23            | 10           | 3             | 56            | 47             | 52             |
| ..... acres harvested...                     | 762           | 6 185         | 808          | 362           | 11 897        | 15 557         | 22 533         |
| 1,000 to 1,999 acres ..... farms...          | 5             | 15            | 3            | -             | 28            | 42             | 40             |
| ..... acres harvested...                     | 1 154         | 8 658         | 189          | -             | 11 794        | 28 141         | 34 401         |
| 2,000 acres or more ..... farms...           | -             | 7             | -            | -             | 16            | 26             | 23             |
| ..... acres harvested...                     | -             | 5 906         | -            | -             | 23 565        | 46 545         | 39 878         |
| <b>1982 size of farm:</b>                    |               |               |              |               |               |                |                |
| 1 to 9 acres ..... farms...                  | 6             | 4             | 2            | 21            | 13            | 4              | 7              |
| ..... acres harvested... (D)                 | 15            | 29            | (D)          | 64            | 35            | 13             | 29             |
| 10 to 49 acres ..... farms...                | 54            | 27            | 26           | 95            | 105           | 33             | 44             |
| ..... acres harvested...                     | 659           | 332           | 218          | 834           | 1 204         | 757            | 1 197          |
| 50 to 69 acres ..... farms...                | 27            | 9             | 13           | 17            | 58            | 26             | 13             |
| ..... acres harvested...                     | 345           | 188           | 248          | (D)           | 834           | 636            | 487            |
| 70 to 99 acres ..... farms...                | 41            | 17            | 18           | 24            | 62            | 27             | 26             |
| ..... acres harvested...                     | 979           | 486           | 336          | 427           | 1 199         | 941            | 1 592          |
| 100 to 139 acres ..... farms...              | 30            | 16            | 17           | 14            | 58            | 42             | 18             |
| ..... acres harvested...                     | 758           | 447           | 614          | 548           | 1 983         | 1 449          | 1 707          |
| 140 to 179 acres ..... farms...              | 28            | 15            | 13           | 13            | 33            | 28             | 10             |
| ..... acres harvested...                     | 924           | 707           | 570          | 505           | 1 348         | 1 916          | 1 358          |
| 180 to 219 acres ..... farms...              | 15            | 19            | 11           | 6             | 35            | 21             | 8              |
| ..... acres harvested...                     | 328           | 1 448         | 470          | 418           | 2 583         | 2 068          | 1 368          |
| 220 to 259 acres ..... farms...              | 3             | 11            | 3            | 1             | 29            | 15             | 7              |
| ..... acres harvested...                     | 112           | 944           | 89           | (D)           | 2 097         | 1 242          | 911            |
| 260 to 499 acres ..... farms...              | 35            | 34            | 20           | 16            | 88            | 47             | 34             |
| ..... acres harvested...                     | 1 449         | 4 647         | 2 024        | 1 212         | 11 526        | 6 537          | 9 130          |
| 500 to 999 acres ..... farms...              | 17            | 30            | 7            | 6             | 59            | 54             | 52             |
| ..... acres harvested...                     | 2 748         | 10 124        | 2 562        | 1 563         | 14 432        | 23 505         | 31 389         |
| 1,000 to 1,999 acres ..... farms...          | 5             | 18            | -            | 1             | 39            | 38             | 45             |
| ..... acres harvested... (D)                 | (D)           | 11 047        | -            | (D)           | 23 879        | 33 242         | 49 820         |
| 2,000 acres or more ..... farms...           | 1             | 9             | 1            | 1             | 18            | 31             | 23             |
| ..... acres harvested... (D)                 | (D)           | 15 055        | (D)          | (D)           | 38 464        | 57 340         | 50 103         |
| <b>HARVESTED CROPLAND BY ACRES HARVESTED</b> |               |               |              |               |               |                |                |
| <b>1987 acres harvested:</b>                 |               |               |              |               |               |                |                |
| 1 to 9 acres ..... farms...                  | 63            | 32            | 36           | 78            | 96            | 36             | 11             |
| ..... acres...                               | 348           | 155           | 159          | 298           | 432           | 150            | 48             |
| 10 to 19 acres ..... farms...                | 61            | 22            | 24           | 41            | 87            | 26             | 16             |
| ..... acres...                               | 778           | 307           | 289          | 494           | 1 095         | 363            | 240            |
| 20 to 29 acres ..... farms...                | 41            | 18            | 18           | 20            | 59            | 32             | 6              |
| ..... acres...                               | 903           | 409           | 374          | 427           | 1 264         | 738            | 144            |
| 30 to 49 acres ..... farms...                | 24            | 24            | 14           | 11            | 77            | 40             | 19             |
| ..... acres...                               | 901           | 876           | 553          | 389           | 2 749         | 1 426          | 679            |
| 50 to 99 acres ..... farms...                | 19            | 25            | 9            | 11            | 57            | 33             | 23             |
| ..... acres...                               | 1 197         | 1 695         | 497          | (D)           | 3 634         | 2 221          | 1 729          |
| 100 to 199 acres ..... farms...              | 10            | 14            | 10           | 1             | 35            | 31             | 21             |
| ..... acres... (D)                           | (D)           | 1 725         | 1 159        | (D)           | 4 601         | 4 125          | 2 731          |
| 200 to 499 acres ..... farms...              | -             | 22            | 6            | 1             | 29            | 55             | 67             |
| ..... acres...                               | -             | 7 415         | 1 369        | (D)           | 8 632         | 16 837         | 21 880         |
| 500 to 999 acres ..... farms...              | 1             | 6             | -            | -             | 16            | 31             | 44             |
| ..... acres... (D)                           | (D)           | 4 436         | -            | -             | 10 790        | 21 432         | 31 624         |
| 1,000 acres or more ..... farms...           | -             | 7             | -            | -             | 14            | 30             | 29             |
| ..... acres...                               | -             | 8 850         | -            | -             | 25 307        | 56 008         | 50 647         |
| <b>1982 acres harvested:</b>                 |               |               |              |               |               |                |                |
| 1 to 9 acres ..... farms...                  | 72            | 24            | 41           | 106           | 146           | 42             | 10             |
| ..... acres...                               | 377           | 138           | 203          | 451           | 666           | 197            | 47             |
| 10 to 19 acres ..... farms...                | 76            | 44            | 26           | 50            | 96            | 40             | 19             |
| ..... acres...                               | 979           | 579           | 300          | 609           | 1 282         | 537            | 265            |
| 20 to 29 acres ..... farms...                | 38            | 18            | 14           | 24            | 71            | 22             | 12             |
| ..... acres...                               | 865           | 433           | 307          | 530           | 1 593         | 486            | 308            |
| 30 to 49 acres ..... farms...                | 40            | 23            | 9            | 9             | 64            | 54             | 28             |
| ..... acres...                               | 1 436         | 806           | 322          | 335           | 2 288         | 2 019          | 1 091          |
| 50 to 99 acres ..... farms...                | 14            | 24            | 18           | 13            | 65            | 43             | 36             |
| ..... acres...                               | 949           | 1 731         | 1 073        | 963           | 4 213         | 2 910          | 2 559          |
| 100 to 199 acres ..... farms...              | 15            | 15            | 14           | 5             | 50            | 44             | 33             |
| ..... acres...                               | 1 839         | 2 030         | 1 730        | 624           | 7 082         | 6 250          | 4 743          |
| 200 to 499 acres ..... farms...              | 3             | 30            | 5            | 6             | 55            | 29             | 43             |
| ..... acres... (D)                           | (D)           | 8 961         | 1 150        | (D)           | 16 520        | 10 456         | 13 996         |
| 500 to 999 acres ..... farms...              | 2             | 22            | 4            | -             | 23            | 48             | 55             |
| ..... acres... (D)                           | (D)           | 14 462        | 2 180        | -             | 15 850        | 32 623         | 39 129         |
| 1,000 acres or more ..... farms...           | 2             | 9             | -            | 2             | 27            | 44             | 51             |
| ..... acres... (D)                           | (D)           | 16 314        | -            | (D)           | 50 290        | 74 168         | 86 953         |

**Table 6. Harvested Cropland by Size of Farm and Acres Harvested: 1987 and 1982—Con.**

[For meaning of abbreviations and symbols, see introductory text]

| Farms with harvested cropland                | Issaquena | Itawamba | Jackson | Jasper | Jefferson | Jefferson Davis | Jones  |
|--|-----------|----------|---------|--------|-----------|-----------------|--------|
| <b>Farms</b> ..... number, 1987 .....        | 103       | 355      | 124     | 262    | 115       | 299             | 463    |
| ..... number, 1982 .....                     | 127       | 466      | 182     | 435    | 163       | 415             | 629    |
| ..... acres harvested, 1987 .....            | 84 927    | 21 774   | 3 644   | 12 728 | 13 691    | 18 104          | 19 060 |
| ..... acres harvested, 1982 .....            | 94 029    | 36 728   | 10 543  | 17 037 | 35 449    | 21 077          | 28 078 |
| <b>HARVESTED CROPLAND BY SIZE OF FARM</b>    |           |          |         |        |           |                 |        |
| <b>1987 size of farm:</b>                    |           |          |         |        |           |                 |        |
| 1 to 9 acres ..... farms.....                | 2         | 9        | 10      | 5      | -         | 3               | 8      |
| ..... acres harvested.....                   | (D)       | 25       | 28      | 14     | -         | 4               | 35     |
| 10 to 49 acres ..... farms.....              | 14        | 59       | 43      | 22     | 6         | 27              | 105    |
| ..... acres harvested.....                   | 373       | 878      | 358     | 254    | (D)       | 336             | 1 070  |
| 50 to 69 acres ..... farms.....              | 4         | 41       | 15      | 22     | 1         | 33              | 53     |
| ..... acres harvested.....                   | 128       | 742      | 187     | 221    | (D)       | 534             | 626    |
| 70 to 99 acres ..... farms.....              | 5         | 46       | 16      | 32     | 14        | 45              | 74     |
| ..... acres harvested.....                   | 218       | 1 300    | 235     | 541    | (D)       | 968             | 1 254  |
| 100 to 139 acres ..... farms.....            | 4         | 46       | 13      | 36     | 8         | 42              | 60     |
| ..... acres harvested.....                   | 434       | 1 314    | 311     | 833    | 166       | 1 229           | 1 531  |
| 140 to 179 acres ..... farms.....            | 5         | 36       | 6       | 29     | 10        | 37              | 42     |
| ..... acres harvested.....                   | 662       | 1 397    | 171     | 679    | 236       | 1 201           | 1 484  |
| 180 to 219 acres ..... farms.....            | 3         | 23       | 3       | 24     | 3         | 29              | 32     |
| ..... acres harvested.....                   | 224       | 1 011    | 121     | 1 136  | 30        | 991             | 1 536  |
| 220 to 259 acres ..... farms.....            | 2         | 14       | -       | 11     | 7         | 17              | 18     |
| ..... acres harvested.....                   | (D)       | 855      | -       | 374    | 331       | 1 027           | 866    |
| 260 to 499 acres ..... farms.....            | 14        | 49       | 10      | 38     | 29        | 39              | 52     |
| ..... acres harvested.....                   | 3 491     | 4 467    | 688     | 2 494  | 1 249     | 4 023           | 4 623  |
| 500 to 999 acres ..... farms.....            | 14        | 26       | 7       | 33     | 21        | 19              | 11     |
| ..... acres harvested.....                   | 6 901     | 6 574    | (D)     | 3 900  | 2 678     | 3 177           | 1 728  |
| 1,000 to 1,999 acres ..... farms.....        | 17        | 6        | 1       | 7      | 9         | 8               | 4      |
| ..... acres harvested.....                   | 16 373    | 3 211    | (D)     | 711    | 2 144     | 4 614           | 2 925  |
| 2,000 acres or more ..... farms.....         | 19        | -        | -       | 3      | 7         | -               | 4      |
| ..... acres harvested.....                   | 55 687    | -        | -       | 1 571  | 6 660     | -               | 1 400  |
| <b>1982 size of farm:</b>                    |           |          |         |        |           |                 |        |
| 1 to 9 acres ..... farms.....                | 4         | 9        | 13      | 12     | 2         | 9               | 8      |
| ..... acres harvested.....                   | 16        | 34       | 32      | 46     | (D)       | 33              | 30     |
| 10 to 49 acres ..... farms.....              | 25        | 90       | 71      | 55     | 15        | 64              | 154    |
| ..... acres harvested.....                   | 643       | 1 114    | 767     | 471    | (D)       | 745             | 1 406  |
| 50 to 69 acres ..... farms.....              | 4         | 50       | 12      | 41     | 12        | 53              | 63     |
| ..... acres harvested.....                   | 222       | 962      | 259     | 554    | 318       | 770             | 1 134  |
| 70 to 99 acres ..... farms.....              | 10        | 60       | 26      | 51     | 14        | 67              | 97     |
| ..... acres harvested.....                   | 562       | 1 527    | 599     | 837    | (D)       | 1 276           | 1 737  |
| 100 to 139 acres ..... farms.....            | 5         | 60       | 18      | 65     | 15        | 66              | 94     |
| ..... acres harvested.....                   | 443       | 2 409    | 592     | 1 272  | 393       | 1 536           | 2 571  |
| 140 to 179 acres ..... farms.....            | 7         | 47       | 6       | 42     | 8         | 42              | 47     |
| ..... acres harvested.....                   | 902       | 1 679    | 411     | 847    | (D)       | 1 915           | 1 536  |
| 180 to 219 acres ..... farms.....            | 2         | 35       | 7       | 35     | 12        | 24              | 37     |
| ..... acres harvested.....                   | (D)       | 2 400    | 690     | 1 532  | 547       | 1 025           | 1 783  |
| 220 to 259 acres ..... farms.....            | 1         | 19       | 3       | 26     | 7         | 17              | 27     |
| ..... acres harvested.....                   | (D)       | 958      | 530     | 1 074  | 441       | 1 284           | 1 422  |
| 260 to 499 acres ..... farms.....            | 16        | 54       | 14      | 67     | 33        | 43              | 72     |
| ..... acres harvested.....                   | 4 499     | 6 814    | 2 408   | 3 693  | 2 100     | 5 452           | 8 014  |
| 500 to 999 acres ..... farms.....            | 22        | 36       | 8       | 35     | 24        | 27              | 20     |
| ..... acres harvested.....                   | 14 178    | 13 023   | 1 823   | 4 288  | 3 730     | 5 791           | 2 719  |
| 1,000 to 1,999 acres ..... farms.....        | 16        | 4        | 4       | 3      | 9         | 2               | 7      |
| ..... acres harvested.....                   | 19 081    | (D)      | 2 432   | 358    | 5 562     | (D)             | 4 536  |
| 2,000 acres or more ..... farms.....         | 15        | 2        | -       | 3      | 12        | 1               | 3      |
| ..... acres harvested.....                   | 52 934    | (D)      | -       | 2 065  | 21 540    | (D)             | 1 190  |
| <b>HARVESTED CROPLAND BY ACRES HARVESTED</b> |           |          |         |        |           |                 |        |
| <b>1987 acres harvested:</b>                 |           |          |         |        |           |                 |        |
| 1 to 9 acres ..... farms.....                | 6         | 63       | 51      | 53     | 26        | 51              | 124    |
| ..... acres.....                             | 28        | 318      | 210     | 259    | 126       | 235             | 585    |
| 10 to 19 acres ..... farms.....              | 2         | 83       | 34      | 61     | 26        | 61              | 112    |
| ..... acres.....                             | (D)       | 1 060    | 403     | 808    | 336       | 840             | 1 378  |
| 20 to 29 acres ..... farms.....              | 3         | 50       | 15      | 46     | 16        | 56              | 78     |
| ..... acres.....                             | (D)       | 1 127    | 327     | 1 001  | 373       | 1 221           | 1 696  |
| 30 to 49 acres ..... farms.....              | 10        | 67       | 9       | 33     | 16        | 56              | 78     |
| ..... acres.....                             | 362       | 2 407    | 312     | 1 215  | 563       | 2 041           | 2 808  |
| 50 to 99 acres ..... farms.....              | 12        | 45       | 6       | 39     | 12        | 33              | 31     |
| ..... acres.....                             | 930       | 3 003    | 387     | 2 517  | 855       | 2 154           | 2 116  |
| 100 to 199 acres ..... farms.....            | 9         | 27       | 4       | 18     | 6         | 18              | 20     |
| ..... acres.....                             | 1 178     | 3 460    | 500     | 2 051  | 848       | 2 230           | 2 702  |
| 200 to 499 acres ..... farms.....            | 20        | 11       | 5       | 9      | 6         | 21              | 15     |
| ..... acres.....                             | 6 144     | 3 392    | 1 505   | 2 686  | 1 950     | 5 683           | 4 075  |
| 500 to 999 acres ..... farms.....            | 14        | 7        | -       | 3      | 4         | -               | 3      |
| ..... acres.....                             | 10 303    | (D)      | -       | 2 191  | 2 525     | -               | (D)    |
| 1,000 acres or more ..... farms.....         | 27        | 2        | -       | -      | 3         | 3               | 1      |
| ..... acres.....                             | 65 895    | (D)      | -       | -      | 6 115     | 3 700           | (D)    |
| <b>1982 acres harvested:</b>                 |           |          |         |        |           |                 |        |
| 1 to 9 acres ..... farms.....                | 4         | 104      | 66      | 118    | 31        | 111             | 169    |
| ..... acres.....                             | 16        | 536      | 299     | 586    | 114       | 606             | 879    |
| 10 to 19 acres ..... farms.....              | 8         | 95       | 45      | 105    | 32        | 94              | 157    |
| ..... acres.....                             | 107       | 1 224    | 562     | 1 319  | 403       | 1 247           | 2 018  |
| 20 to 29 acres ..... farms.....              | 12        | 58       | 13      | 61     | 12        | 61              | 89     |
| ..... acres.....                             | 280       | 1 307    | 291     | 1 327  | 273       | 1 412           | 1 952  |
| 30 to 49 acres ..... farms.....              | 9         | 74       | 23      | 60     | 22        | 60              | 84     |
| ..... acres.....                             | 360       | 2 679    | 853     | 2 244  | 756       | 2 229           | 2 997  |
| 50 to 99 acres ..... farms.....              | 15        | 58       | 11      | 56     | 22        | 37              | 68     |
| ..... acres.....                             | 955       | 3 924    | 772     | 3 521  | 1 380     | 2 444           | 4 251  |
| 100 to 199 acres ..... farms.....            | 11        | 32       | 10      | 23     | 17        | 27              | 32     |
| ..... acres.....                             | 1 563     | 4 178    | 1 400   | 2 868  | 2 231     | 3 495           | 3 823  |
| 200 to 499 acres ..... farms.....            | 22        | 26       | 10      | 9      | 12        | 19              | 23     |
| ..... acres.....                             | 7 073     | 7 709    | 2 996   | 2 706  | 3 560     | 5 795           | 6 672  |
| 500 to 999 acres ..... farms.....            | 20        | 15       | 2       | 2      | 7         | 5               | 6      |
| ..... acres.....                             | 14 921    | 10 496   | (D)     | (D)    | 4 427     | (D)             | (D)    |
| 1,000 acres or more ..... farms.....         | 26        | 4        | 2       | 1      | 8         | 1               | 1      |
| ..... acres.....                             | 68 754    | 6 675    | (D)     | (D)    | 22 305    | (D)             | (D)    |

**Table 6. Harvested Cropland by Size of Farm and Acres Harvested: 1987 and 1982—Con.**

[For meaning of abbreviations and symbols, see introductory text]

| Farms with harvested cropland                | Kemper        | Lafayette     | Lamar         | Lauderdale    | Lawrence      | Leake         | Lee           | Leflore        |
|--|---------------|---------------|---------------|---------------|---------------|---------------|---------------|----------------|
| <b>Farms</b> ..... <b>number, 1987</b> ..... | <b>294</b>    | <b>330</b>    | <b>218</b>    | <b>285</b>    | <b>213</b>    | <b>427</b>    | <b>433</b>    | <b>263</b>     |
| ..... <b>1982</b> .....                      | <b>434</b>    | <b>379</b>    | <b>312</b>    | <b>383</b>    | <b>278</b>    | <b>547</b>    | <b>543</b>    | <b>288</b>     |
| <b>acres harvested, 1987</b> .....           | <b>16 194</b> | <b>23 693</b> | <b>13 720</b> | <b>12 507</b> | <b>13 283</b> | <b>19 880</b> | <b>67 661</b> | <b>173 487</b> |
| ..... <b>1982</b> .....                      | <b>37 631</b> | <b>37 677</b> | <b>20 475</b> | <b>12 812</b> | <b>15 222</b> | <b>30 562</b> | <b>74 541</b> | <b>247 632</b> |
| <b>HARVESTED CROPLAND BY SIZE OF FARM</b>    |               |               |               |               |               |               |               |                |
| 1987 size of farm:                           |               |               |               |               |               |               |               |                |
| 1 to 9 acres ..... farms...                  | 3             | 2             | 4             | 6             | 2             | 3             | 9             | 2              |
| ..... acres harvested...                     | 7             | (D)           | 9             | 16            | (D)           | 3             | 25            | (D)            |
| 10 to 49 acres ..... farms...                | 19            | 41            | 48            | 39            | 31            | 65            | 83            | 15             |
| ..... acres harvested...                     | 134           | 461           | 370           | 431           | 335           | 743           | 1 435         | 382            |
| 50 to 69 acres ..... farms...                | 11            | 20            | 24            | 29            | 20            | 51            | 43            | 6              |
| ..... acres harvested...                     | 220           | 377           | 366           | 392           | 264           | 883           | 1 021         | 270            |
| 70 to 99 acres ..... farms...                | 36            | 32            | 34            | 30            | 32            | 65            | 41            | 22             |
| ..... acres harvested...                     | 627           | 633           | 637           | 531           | 432           | 1 394         | 1 265         | 1 250          |
| 100 to 139 acres ..... farms...              | 32            | 45            | 15            | 40            | 29            | 61            | 51            | 14             |
| ..... acres harvested...                     | 844           | 1 418         | 461           | 748           | 690           | 1 499         | 2 221         | 994            |
| 140 to 179 acres ..... farms...              | 37            | 45            | 21            | 26            | 19            | 46            | 41            | 8              |
| ..... acres harvested...                     | 1 054         | 1 339         | 710           | 834           | 412           | 1 678         | 2 060         | 1 007          |
| 180 to 219 acres ..... farms...              | 30            | 21            | 17            | 22            | 15            | 29            | 25            | 5              |
| ..... acres harvested...                     | 900           | 586           | 902           | 602           | 702           | 1 493         | 2 346         | 619            |
| 220 to 259 acres ..... farms...              | 20            | 16            | 8             | 25            | 16            | 21            | 20            | 3              |
| ..... acres harvested...                     | 518           | 649           | 754           | 857           | 592           | 1 112         | 1 749         | 553            |
| 260 to 499 acres ..... farms...              | 64            | 59            | 25            | 40            | 30            | 58            | 58            | 34             |
| ..... acres harvested...                     | 2 994         | 5 063         | 2 025         | 1 528         | 1 787         | 4 364         | 10 386        | 9 328          |
| 500 to 999 acres ..... farms...              | 30            | 35            | 16            | 21            | 16            | 24            | 35            | 65             |
| ..... acres harvested...                     | 4 474         | 5 191         | 3 739         | 1 968         | 3 269         | 4 722         | 11 924        | (D)            |
| 1,000 to 1,999 acres ..... farms...          | 10            | 13            | 5             | 5             | 2             | 4             | 19            | 48             |
| ..... acres harvested...                     | (D)           | 5 717         | (D)           | (D)           | (D)           | 1 989         | 18 830        | 45 626         |
| 2,000 acres or more ..... farms...           | 2             | 1             | 1             | 2             | 1             | -             | 8             | 41             |
| ..... acres harvested...                     | (D)           | (D)           | (D)           | (D)           | (D)           | -             | 14 399        | 81 671         |
| 1982 size of farm:                           |               |               |               |               |               |               |               |                |
| 1 to 9 acres ..... farms...                  | 1             | 10            | 3             | 6             | 1             | 7             | 19            | 2              |
| ..... acres harvested...                     | (D)           | 30            | 5             | 25            | (D)           | 25            | 58            | (D)            |
| 10 to 49 acres ..... farms...                | 47            | 36            | 60            | 64            | 41            | 100           | 115           | 27             |
| ..... acres harvested...                     | (D)           | 391           | 632           | 487           | 447           | 980           | 1 779         | (D)            |
| 50 to 69 acres ..... farms...                | 28            | 30            | 34            | 35            | 31            | 58            | 54            | 10             |
| ..... acres harvested...                     | 453           | 657           | 457           | 519           | 323           | 887           | 1 101         | 411            |
| 70 to 99 acres ..... farms...                | 63            | 44            | 43            | 56            | 42            | 96            | 76            | 25             |
| ..... acres harvested...                     | 870           | 1 201         | 734           | 834           | 665           | 1 746         | 2 397         | 1 480          |
| 100 to 139 acres ..... farms...              | 48            | 40            | 43            | 54            | 37            | 83            | 72            | 14             |
| ..... acres harvested...                     | 714           | 1 658         | 1 158         | 1 000         | 909           | 2 042         | 3 897         | 1 271          |
| 140 to 179 acres ..... farms...              | 41            | 56            | 36            | 38            | 21            | 60            | 39            | 10             |
| ..... acres harvested...                     | 1 399         | 2 474         | 2 085         | 1 056         | 487           | 2 027         | 2 158         | 1 052          |
| 180 to 219 acres ..... farms...              | 37            | 20            | 19            | 30            | 23            | 35            | 24            | 3              |
| ..... acres harvested...                     | 960           | 975           | 1 321         | 1 064         | 515           | 1 534         | 2 301         | 468            |
| 220 to 259 acres ..... farms...              | 23            | 29            | 10            | 17            | 16            | 22            | 20            | 10             |
| ..... acres harvested...                     | 526           | 2 942         | 809           | 558           | 695           | 1 700         | 2 992         | 1 751          |
| 260 to 499 acres ..... farms...              | 90            | 64            | 37            | 56            | 47            | 54            | 57            | 33             |
| ..... acres harvested...                     | 6 517         | 8 012         | 4 508         | 2 814         | 4 203         | 6 785         | 12 211        | 10 882         |
| 500 to 999 acres ..... farms...              | 40            | 31            | 17            | 19            | 15            | 22            | 48            | 48             |
| ..... acres harvested...                     | 13 194        | 8 659         | 4 980         | 1 818         | 1 559         | 6 266         | 21 031        | 29 274         |
| 1,000 to 1,999 acres ..... farms...          | 12            | 17            | 7             | 6             | 2             | 8             | 12            | 71             |
| ..... acres harvested...                     | 8 192         | (D)           | 2 275         | (D)           | (D)           | (D)           | 11 979        | 82 780         |
| 2,000 acres or more ..... farms...           | 4             | 2             | 3             | 2             | 2             | 2             | 7             | 45             |
| ..... acres harvested...                     | 4 303         | (D)           | 1 511         | (D)           | (D)           | (D)           | 12 637        | 117 531        |
| <b>HARVESTED CROPLAND BY ACRES HARVESTED</b> |               |               |               |               |               |               |               |                |
| 1987 acres harvested:                        |               |               |               |               |               |               |               |                |
| 1 to 9 acres ..... farms...                  | 46            | 58            | 72            | 63            | 39            | 84            | 51            | 6              |
| ..... acres...                               | 228           | 280           | 330           | 268           | 195           | 425           | 242           | 40             |
| 10 to 19 acres ..... farms...                | 67            | 70            | 34            | 73            | 66            | 115           | 79            | 7              |
| ..... acres...                               | 877           | 931           | 429           | 914           | 824           | 1 516         | 1 044         | 90             |
| 20 to 29 acres ..... farms...                | 52            | 49            | 34            | 56            | 38            | 65            | 40            | 3              |
| ..... acres...                               | 1 143         | 1 103         | 779           | 1 240         | 805           | 1 474         | 913           | 69             |
| 30 to 49 acres ..... farms...                | 57            | 54            | 26            | 42            | 30            | 69            | 74            | 20             |
| ..... acres...                               | 2 128         | 1 895         | 910           | 1 554         | 1 110         | 2 503         | 2 777         | 760            |
| 50 to 99 acres ..... farms...                | 43            | 43            | 25            | 32            | 21            | 47            | 67            | 25             |
| ..... acres...                               | 2 763         | 2 794         | 1 546         | 1 966         | 1 354         | 2 973         | 4 645         | 1 746          |
| 100 to 199 acres ..... farms...              | 13            | 26            | 10            | 12            | 9             | 31            | 48            | 22             |
| ..... acres...                               | 1 804         | 3 339         | 1 450         | 1 515         | 1 066         | 4 034         | 6 539         | 3 156          |
| 200 to 499 acres ..... farms...              | 10            | 24            | 10            | 4             | 7             | 13            | 39            | 60             |
| ..... acres...                               | 2 864         | 6 959         | 2 695         | 950           | 2 329         | 4 206         | 12 469        | 20 892         |
| 500 to 999 acres ..... farms...              | 5             | 3             | 5             | 1             | 2             | 2             | 16            | 58             |
| ..... acres...                               | (D)           | 1 824         | (D)           | (D)           | (D)           | (D)           | 10 793        | 39 007         |
| 1,000 acres or more ..... farms...           | 1             | 3             | 2             | 2             | 1             | 1             | 19            | 62             |
| ..... acres...                               | (D)           | 4 568         | (D)           | (D)           | (D)           | (D)           | 28 239        | 107 727        |
| 1982 acres harvested:                        |               |               |               |               |               |               |               |                |
| 1 to 9 acres ..... farms...                  | 113           | 76            | 77            | 119           | 66            | 153           | 81            | 5              |
| ..... acres...                               | 619           | 381           | 401           | 579           | 353           | 825           | 369           | 29             |
| 10 to 19 acres ..... farms...                | 98            | 57            | 80            | 99            | 79            | 131           | 103           | 7              |
| ..... acres...                               | 1 305         | 776           | 981           | 1 234         | 1 003         | 1 699         | 1 343         | 95             |
| 20 to 29 acres ..... farms...                | 68            | 38            | 35            | 55            | 42            | 83            | 67            | 12             |
| ..... acres...                               | 1 525         | 882           | 789           | 1 226         | 969           | 1 822         | 1 555         | 301            |
| 30 to 49 acres ..... farms...                | 51            | 57            | 38            | 55            | 45            | 62            | 76            | 24             |
| ..... acres...                               | 1 881         | 2 112         | 1 402         | 2 044         | 1 597         | 2 168         | 2 827         | 901            |
| 50 to 99 acres ..... farms...                | 48            | 57            | 29            | 33            | 25            | 56            | 60            | 29             |
| ..... acres...                               | 3 208         | 4 024         | 1 894         | 2 135         | 1 629         | 3 593         | 4 043         | 2 175          |
| 100 to 199 acres ..... farms...              | 17            | 40            | 26            | 12            | 4             | 25            | 54            | 26             |
| ..... acres...                               | 2 212         | 5 367         | 3 814         | 1 365         | (D)           | 3 236         | 7 453         | 3 799          |
| 200 to 499 acres ..... farms...              | 16            | 39            | 19            | 7             | 15            | 28            | 66            | 44             |
| ..... acres...                               | 5 705         | 11 610        | 5 915         | 2 029         | (D)           | 8 665         | 20 214        | 16 463         |
| 500 to 999 acres ..... farms...              | 16            | 11            | 8             | 2             | -             | 5             | 23            | 57             |
| ..... acres...                               | 11 251        | 6 767         | 5 279         | (D)           | -             | 3 337         | 16 255        | 42 047         |
| 1,000 acres or more ..... farms...           | 7             | 4             | -             | 1             | 2             | 4             | 13            | 94             |
| ..... acres...                               | 9 925         | 5 758         | -             | (D)           | (D)           | 5 217         | 20 482        | 181 822        |

**Table 6. Harvested Cropland by Size of Farm and Acres Harvested: 1987 and 1982—Con.**

[For meaning of abbreviations and symbols, see introductory text]

| Farms with harvested cropland                |                                    | Lincoln       | Lowndes       | Madison        | Marion        | Marshall      | Monroe         | Montgomery    | Neshoba       |
|--|------------------------------------|---------------|---------------|----------------|---------------|---------------|----------------|---------------|---------------|
| <b>Farms</b> .....                           | <b>number, 1987</b> .....          | <b>364</b>    | <b>263</b>    | <b>345</b>     | <b>412</b>    | <b>380</b>    | <b>440</b>     | <b>229</b>    | <b>546</b>    |
|  | <b>1982</b> .....                  | <b>413</b>    | <b>378</b>    | <b>413</b>     | <b>522</b>    | <b>485</b>    | <b>583</b>     | <b>275</b>    | <b>657</b>    |
|  | <b>acres harvested, 1987</b> ..... | <b>16 832</b> | <b>55 758</b> | <b>61 209</b>  | <b>15 884</b> | <b>60 961</b> | <b>90 025</b>  | <b>24 601</b> | <b>19 515</b> |
|  | <b>1982</b> .....                  | <b>28 188</b> | <b>93 832</b> | <b>103 974</b> | <b>21 857</b> | <b>81 719</b> | <b>113 768</b> | <b>37 449</b> | <b>25 603</b> |
| <b>HARVESTED CROPLAND BY SIZE OF FARM</b>    |                                    |               |               |                |               |               |                |               |               |
| 1987 size of farm:                           |                                    |               |               |                |               |               |                |               |               |
| 1 to 9 acres                                 | farms.....                         | 3             | 13            | 7              | 7             | 4             | 4              | 3             | 4             |
|  | acres harvested.....               | 5             | 28            | 22             | 15            | 8             | 6              | 19            | 20            |
| 10 to 49 acres                               | farms.....                         | 32            | 38            | 57             | 75            | 38            | 73             | 28            | 55            |
|  | acres harvested.....               | 327           | 416           | 655            | 818           | 398           | 1 016          | 338           | 573           |
| 50 to 69 acres                               | farms.....                         | 16            | 23            | 28             | 31            | 33            | 25             | 8             | 45            |
|  | acres harvested.....               | 207           | 632           | 412            | 357           | 631           | 589            | 126           | 721           |
| 70 to 99 acres                               | farms.....                         | 36            | 24            | 23             | 60            | 54            | 50             | 18            | 99            |
|  | acres harvested.....               | 534           | 708           | 463            | 1 058         | 1 355         | 1 535          | 449           | 2 038         |
| 100 to 139 acres                             | farms.....                         | 81            | 22            | 25             | 54            | 47            | 60             | 22            | 82            |
|  | acres harvested.....               | 1 263         | 986           | 1 002          | 1 171         | 2 170         | 2 707          | 513           | 1 884         |
| 140 to 179 acres                             | farms.....                         | 45            | 19            | 27             | 47            | 40            | 32             | 26            | 69            |
|  | acres harvested.....               | 987           | 979           | 903            | 1 454         | 1 338         | 1 906          | 720           | 2 066         |
| 180 to 219 acres                             | farms.....                         | 36            | 8             | 16             | 49            | 18            | 22             | 14            | 54            |
|  | acres harvested.....               | 1 871         | 418           | 647            | 1 956         | 1 093         | 1 742          | 618           | 1 870         |
| 220 to 259 acres                             | farms.....                         | 30            | 6             | 12             | 15            | 13            | 15             | 12            | 32            |
|  | acres harvested.....               | 1 064         | 888           | 1 311          | 855           | 618           | 1 723          | 1 105         | 1 625         |
| 260 to 499 acres                             | farms.....                         | 78            | 37            | 60             | 49            | 45            | 58             | 48            | 71            |
|  | acres harvested.....               | 5 154         | 6 449         | 6 212          | 3 164         | 4 867         | 10 888         | 4 893         | 4 595         |
| 500 to 999 acres                             | farms.....                         | 21            | 41            | 47             | 19            | 44            | 60             | 33            | 23            |
|  | acres harvested.....               | 3 071         | 16 086        | 12 120         | 2 247         | 9 984         | 24 122         | 6 872         | 2 644         |
| 1,000 to 1,999 acres                         | farms.....                         | 6             | 23            | 25             | 4             | 22            | 26             | 12            | 7             |
|  | acres harvested.....               | 2 349         | 15 885        | 14 424         | (D)           | 14 242        | 23 476         | 6 520         | (D)           |
| 2,000 acres or more                          | farms.....                         | -             | 9             | 18             | 2             | 22            | 15             | 5             | 1             |
|  | acres harvested.....               | -             | 12 273        | 23 038         | (D)           | 24 260        | 20 315         | 2 428         | (D)           |
| 1982 size of farm:                           |                                    |               |               |                |               |               |                |               |               |
| 1 to 9 acres                                 | farms.....                         | 2             | 22            | 11             | 12            | 13            | 10             | 9             | 10            |
|  | acres harvested.....               | (D)           | 85            | 33             | 41            | 50            | 53             | 35            | 35            |
| 10 to 49 acres                               | farms.....                         | 54            | 71            | 67             | 86            | 66            | 117            | 32            | 78            |
|  | acres harvested.....               | 549           | 783           | 697            | 719           | 754           | 1 823          | 435           | 738           |
| 50 to 69 acres                               | farms.....                         | 16            | 29            | 39             | 47            | 42            | 48             | 15            | 71            |
|  | acres harvested.....               | 254           | 763           | 524            | 689           | 1 006         | 1 207          | 351           | 882           |
| 70 to 99 acres                               | farms.....                         | 52            | 34            | 44             | 76            | 52            | 76             | 29            | 113           |
|  | acres harvested.....               | 687           | 1 208         | 1 228          | 1 077         | 1 448         | 2 703          | 597           | 2 239         |
| 100 to 139 acres                             | farms.....                         | 63            | 47            | 30             | 82            | 43            | 47             | 27            | 96            |
|  | acres harvested.....               | 1 133         | 2 244         | 1 462          | 1 806         | 1 551         | 2 521          | 773           | 2 117         |
| 140 to 179 acres                             | farms.....                         | 51            | 16            | 31             | 56            | 39            | 47             | 29            | 66            |
|  | acres harvested.....               | 1 191         | 1 117         | 1 699          | 1 879         | 1 709         | 2 899          | 1 148         | 1 840         |
| 180 to 219 acres                             | farms.....                         | 25            | 10            | 20             | 38            | 16            | 36             | 20            | 57            |
|  | acres harvested.....               | 1 042         | 762           | 1 233          | 1 862         | 1 036         | 3 009          | 1 051         | 2 001         |
| 220 to 259 acres                             | farms.....                         | 37            | 8             | 11             | 25            | 27            | 25             | 13            | 41            |
|  | acres harvested.....               | 1 987         | 1 039         | 841            | 1 259         | 3 064         | 2 724          | 461           | 1 482         |
| 260 to 499 acres                             | farms.....                         | 75            | 48            | 60             | 66            | 78            | 58             | 57            | 91            |
|  | acres harvested.....               | 6 621         | 9 847         | 9 718          | 5 682         | 9 863         | 12 012         | 5 446         | 6 354         |
| 500 to 999 acres                             | farms.....                         | 27            | 46            | 43             | 25            | 59            | 67             | 24            | 25            |
|  | acres harvested.....               | 8 964         | 21 086        | 17 737         | 3 810         | 16 130        | 29 942         | 7 151         | 5 535         |
| 1,000 to 1,999 acres                         | farms.....                         | 9             | 37            | 36             | 7             | 30            | 38             | 14            | 8             |
|  | acres harvested.....               | 5 392         | 36 772        | 29 892         | (D)           | 19 982        | 34 007         | 9 065         | (D)           |
| 2,000 acres or more                          | farms.....                         | 2             | 10            | 21             | 2             | 20            | 14             | 6             | 1             |
|  | acres harvested.....               | (D)           | 17 926        | 38 910         | (D)           | 25 126        | 20 868         | 10 936        | (D)           |
| <b>HARVESTED CROPLAND BY ACRES HARVESTED</b> |                                    |               |               |                |               |               |                |               |               |
| 1987 acres harvested:                        |                                    |               |               |                |               |               |                |               |               |
| 1 to 9 acres                                 | farms.....                         | 73            | 51            | 61             | 88            | 65            | 57             | 37            | 85            |
|  | acres.....                         | 377           | 189           | 289            | 406           | 288           | 290            | 184           | 518           |
| 10 to 19 acres                               | farms.....                         | 79            | 25            | 63             | 100           | 59            | 58             | 39            | 130           |
|  | acres.....                         | 1 004         | 337           | 775            | 1 245         | 763           | 769            | 522           | 1 676         |
| 20 to 29 acres                               | farms.....                         | 54            | 21            | 32             | 82            | 37            | 55             | 26            | 120           |
|  | acres.....                         | 1 195         | 490           | 713            | 1 777         | 897           | 1 289          | 640           | 2 690         |
| 30 to 49 acres                               | farms.....                         | 65            | 30            | 35             | 67            | 59            | 53             | 31            | 98            |
|  | acres.....                         | 2 257         | 1 087         | 1 271          | 2 480         | 2 120         | 1 907          | 1 121         | 3 577         |
| 50 to 99 acres                               | farms.....                         | 51            | 35            | 47             | 43            | 57            | 53             | 30            | 74            |
|  | acres.....                         | 3 193         | 2 151         | 3 157          | 2 849         | 3 758         | 3 821          | 2 004         | 4 626         |
| 100 to 199 acres                             | farms.....                         | 25            | 26            | 28             | 19            | 33            | 48             | 30            | 27            |
|  | acres.....                         | 3 197         | 3 506         | 3 634          | 2 484         | 4 745         | 6 851          | 4 095         | 3 211         |
| 200 to 499 acres                             | farms.....                         | 14            | 35            | 45             | 11            | 34            | 66             | 25            | 12            |
|  | acres.....                         | 3 659         | 11 359        | 13 155         | (D)           | 10 821        | 20 383         | 7 436         | 3 217         |
| 500 to 999 acres                             | farms.....                         | 3             | 29            | 20             | 1             | 20            | 29             | 9             | -             |
|  | acres.....                         | 1 950         | 19 176        | 13 696         | (D)           | 14 262        | 20 304         | (D)           | -             |
| 1,000 acres or more                          | farms.....                         | -             | 11            | 14             | 1             | 16            | 21             | 2             | -             |
|  | acres.....                         | -             | 17 453        | 24 519         | (D)           | 23 307        | 34 411         | (D)           | -             |
| 1982 acres harvested:                        |                                    |               |               |                |               |               |                |               |               |
| 1 to 9 acres                                 | farms.....                         | 101           | 79            | 99             | 137           | 88            | 83             | 58            | 145           |
|  | acres.....                         | 515           | 402           | 495            | 689           | 414           | 417            | 310           | 760           |
| 10 to 19 acres                               | farms.....                         | 95            | 47            | 52             | 132           | 66            | 94             | 47            | 151           |
|  | acres.....                         | 1 221         | 625           | 671            | 1 703         | 889           | 1 275          | 627           | 2 009         |
| 20 to 29 acres                               | farms.....                         | 55            | 33            | 43             | 78            | 49            | 49             | 41            | 123           |
|  | acres.....                         | 1 213         | 772           | 946            | 1 758         | 1 140         | 1 081          | 935           | 2 780         |
| 30 to 49 acres                               | farms.....                         | 54            | 37            | 34             | 65            | 54            | 78             | 37            | 114           |
|  | acres.....                         | 2 013         | 1 421         | 1 213          | 2 272         | 2 013         | 3 013          | 1 443         | 4 032         |
| 50 to 99 acres                               | farms.....                         | 44            | 40            | 38             | 54            | 78            | 68             | 27            | 73            |
|  | acres.....                         | 2 806         | 2 702         | 2 546          | 3 558         | 5 320         | 4 476          | 1 861         | 4 785         |
| 100 to 199 acres                             | farms.....                         | 26            | 35            | 34             | 29            | 46            | 70             | 24            | 31            |
|  | acres.....                         | 3 394         | 4 876         | 4 420          | 3 874         | 6 450         | 9 398          | 3 268         | 3 962         |
| 200 to 499 acres                             | farms.....                         | 23            | 41            | 50             | 25            | 58            | 72             | 23            | 15            |
|  | acres.....                         | 6 257         | 13 806        | 17 075         | (D)           | 18 204        | 22 764         | 7 231         | 4 393         |
| 500 to 999 acres                             | farms.....                         | 13            | 38            | 32             | 2             | 28            | 40             | 12            | 5             |
|  | acres.....                         | (D)           | 25 923        | 23 286         | (D)           | 18 213        | 27 797         | 8 422         | 2 882         |
| 1,000 acres or more                          | farms.....                         | 2             | 28            | 31             | -             | 18            | 29             | 6             | -             |
|  | acres.....                         | (D)           | 43 105        | 53 322         | -             | 29 076        | 43 547         | 13 352        | -             |

**Table 6. Harvested Cropland by Size of Farm and Acres Harvested: 1987 and 1982—Con.**

[For meaning of abbreviations and symbols, see introductory text]

| Farms with harvested cropland                | Newton | Noxubee | Oktibbeha | Panola  | Pearl River | Perry  | Pike   | Pontotoc |
|--|--------|---------|-----------|---------|-------------|--------|--------|----------|
| Farms..... number, 1987...                   | 416    | 327     | 263       | 475     | 349         | 134    | 361    | 475      |
| ..... number, 1982...                        | 551    | 419     | 345       | 601     | 434         | 212    | 404    | 659      |
| ..... acres harvested, 1987...               | 22 289 | 104 566 | 27 235    | 95 412  | 31 911      | 7 880  | 23 318 | 57 470   |
| ..... acres harvested, 1982...               | 32 059 | 140 208 | 47 375    | 156 073 | 37 780      | 12 584 | 27 221 | 92 203   |
| <b>HARVESTED CROPLAND BY SIZE OF FARM</b>    |        |         |           |         |             |        |        |          |
| 1987 size of farm:                           |        |         |           |         |             |        |        |          |
| 1 to 9 acres..... farms...                   | 2      | 2       | 8         | 6       | 12          | 2      | 7      | 8        |
| ..... acres harvested...                     | (D)    | (D)     | 23        | 23      | 48          | (D)    | 19     | 41       |
| 10 to 49 acres..... farms...                 | 47     | 18      | 35        | 59      | 101         | 26     | 35     | 83       |
| ..... acres harvested...                     | 499    | (D)     | 449       | 799     | 1 212       | (D)    | 310    | 1 344    |
| 50 to 69 acres..... farms...                 | 38     | 13      | 16        | 30      | 31          | 7      | 29     | 31       |
| ..... acres harvested...                     | 496    | 482     | 331       | 604     | 528         | 74     | 487    | 691      |
| 70 to 99 acres..... farms...                 | 71     | 19      | 27        | 40      | 39          | 24     | 52     | 71       |
| ..... acres harvested...                     | 1 293  | 698     | 538       | 1 093   | 883         | 465    | 1 055  | 2 086    |
| 100 to 139 acres..... farms...               | 72     | 26      | 30        | 46      | 43          | 19     | 51     | 59       |
| ..... acres harvested...                     | 1 888  | 1 184   | 1 091     | 1 270   | 910         | 393    | 1 547  | 2 647    |
| 140 to 179 acres..... farms...               | 55     | 25      | 31        | 30      | 22          | 16     | 42     | 59       |
| ..... acres harvested...                     | 1 910  | 894     | 1 301     | 1 709   | 1 143       | 530    | 1 627  | 3 947    |
| 180 to 219 acres..... farms...               | 28     | 26      | 24        | 28      | 19          | 7      | 34     | 24       |
| ..... acres harvested...                     | 849    | 2 256   | 1 492     | 1 244   | 982         | 107    | 1 835  | 1 369    |
| 220 to 259 acres..... farms...               | 15     | 8       | 11        | 22      | 8           | 6      | 20     | 25       |
| ..... acres harvested...                     | 551    | 1 072   | 563       | 668     | 486         | 216    | 1 316  | 3 008    |
| 260 to 499 acres..... farms...               | 54     | 76      | 36        | 73      | 30          | 11     | 58     | 61       |
| ..... acres harvested...                     | 4 194  | 12 837  | 3 345     | 8 195   | 2 101       | 818    | 7 569  | 9 809    |
| 500 to 999 acres..... farms...               | 29     | 65      | 30        | 91      | 28          | 12     | 30     | 39       |
| ..... acres harvested...                     | 4 460  | 30 190  | 8 208     | 30 093  | 5 351       | 1 960  | 7 038  | 16 024   |
| 1,000 to 1,999 acres..... farms...           | 4      | 35      | 14        | 28      | 7           | 4      | 3      | 12       |
| ..... acres harvested...                     | 2 540  | 24 220  | (D)       | 20 309  | 2 086       | 3 097  | 515    | 8 826    |
| 2,000 acres or more..... farms...            | 1      | 14      | 1         | 22      | 9           | -      | -      | 3        |
| ..... acres harvested...                     | (D)    | 30 509  | (D)       | 29 405  | 16 181      | -      | -      | 7 678    |
| 1982 size of farm:                           |        |         |           |         |             |        |        |          |
| 1 to 9 acres..... farms...                   | 4      | 6       | 5         | 12      | 2           | 3      | 4      | 5        |
| ..... acres harvested...                     | 10     | 14      | 16        | 51      | (D)         | 11     | 20     | 25       |
| 10 to 49 acres..... farms...                 | 86     | 34      | 49        | 80      | 123         | 55     | 68     | 116      |
| ..... acres harvested...                     | 754    | 555     | 692       | 1 253   | (D)         | 513    | 648    | 1 946    |
| 50 to 69 acres..... farms...                 | 42     | 19      | 31        | 39      | 41          | 16     | 31     | 68       |
| ..... acres harvested...                     | 592    | 605     | 808       | 990     | 707         | 217    | 547    | 2 001    |
| 70 to 99 acres..... farms...                 | 109    | 34      | 34        | 50      | 55          | 46     | 54     | 80       |
| ..... acres harvested...                     | 1 945  | 1 023   | 605       | 1 219   | 1 442       | 834    | 890    | 3 114    |
| 100 to 139 acres..... farms...               | 83     | 24      | 40        | 52      | 49          | 24     | 58     | 93       |
| ..... acres harvested...                     | 1 838  | 943     | 1 203     | 2 456   | 1 377       | 699    | 1 473  | 4 646    |
| 140 to 179 acres..... farms...               | 46     | 30      | 35        | 63      | 43          | 20     | 40     | 62       |
| ..... acres harvested...                     | 1 685  | 1 926   | 1 787     | 4 215   | 1 848       | 481    | 1 385  | 4 327    |
| 180 to 219 acres..... farms...               | 32     | 29      | 25        | 45      | 13          | 11     | 28     | 36       |
| ..... acres harvested...                     | 1 198  | 1 840   | 1 821     | 2 717   | 857         | 309    | 1 780  | 3 507    |
| 220 to 259 acres..... farms...               | 19     | 11      | 16        | 37      | 13          | 7      | 22     | 40       |
| ..... acres harvested...                     | 1 060  | 1 307   | 855       | 3 303   | 1 002       | 284    | 1 757  | 4 945    |
| 260 to 499 acres..... farms...               | 94     | 104     | 49        | 88      | 53          | 12     | 66     | 84       |
| ..... acres harvested...                     | 8 253  | 27 925  | 5 610     | 11 809  | 7 615       | 1 314  | 9 000  | 17 939   |
| 500 to 999 acres..... farms...               | 26     | 78      | 38        | 60      | 23          | 13     | 29     | 54       |
| ..... acres harvested...                     | 6 429  | 36 013  | 11 439    | 23 499  | 6 121       | 4 180  | 8 167  | 27 487   |
| 1,000 to 1,999 acres..... farms...           | 9      | 31      | 17        | 42      | 13          | 3      | 4      | 18       |
| ..... acres harvested...                     | (D)    | 25 624  | 11 715    | 37 978  | 7 116       | (D)    | 1 554  | 18 959   |
| 2,000 acres or more..... farms...            | 1      | 19      | 6         | 33      | 6           | 2      | -      | 3        |
| ..... acres harvested...                     | (D)    | 42 433  | 10 824    | 66 583  | 8 625       | (D)    | -      | 3 307    |
| <b>HARVESTED CROPLAND BY ACRES HARVESTED</b> |        |         |           |         |             |        |        |          |
| 1987 acres harvested:                        |        |         |           |         |             |        |        |          |
| 1 to 9 acres..... farms...                   | 75     | 30      | 44        | 70      | 85          | 34     | 72     | 71       |
| ..... acres...                               | 371    | 140     | 213       | 344     | 355         | 185    | 351    | 420      |
| 10 to 19 acres..... farms...                 | 111    | 26      | 39        | 74      | 85          | 34     | 57     | 87       |
| ..... acres...                               | 1 473  | 367     | 552       | 974     | 1 128       | 427    | 703    | 1 101    |
| 20 to 29 acres..... farms...                 | 61     | 22      | 42        | 55      | 55          | 21     | 55     | 48       |
| ..... acres...                               | 1 334  | 488     | 931       | 1 261   | 1 227       | 453    | 1 208  | 1 102    |
| 30 to 49 acres..... farms...                 | 78     | 31      | 43        | 42      | 36          | 21     | 44     | 75       |
| ..... acres...                               | 2 785  | 1 103   | 1 578     | 1 520   | 1 305       | 734    | 1 590  | 2 835    |
| 50 to 99 acres..... farms...                 | 48     | 47      | 37        | 85      | 49          | 12     | 60     | 63       |
| ..... acres...                               | 3 104  | 3 150   | 2 314     | 4 030   | 3 144       | 810    | 4 264  | 4 423    |
| 100 to 199 acres..... farms...               | 30     | 37      | 24        | 50      | 16          | 4      | 45     | 55       |
| ..... acres...                               | 3 879  | 5 033   | 3 175     | 6 682   | 2 115       | (D)    | 6 133  | 7 624    |
| 200 to 499 acres..... farms...               | 7      | 62      | 21        | 59      | 12          | 2      | 24     | 49       |
| ..... acres...                               | 2 044  | 19 645  | 6 553     | 17 790  | 3 797       | (D)    | 7 001  | 14 423   |
| 500 to 999 acres..... farms...               | 4      | 47      | 10        | 35      | 8           | 6      | 4      | 21       |
| ..... acres...                               | (D)    | 31 034  | 8 168     | 23 543  | 5 339       | 4 267  | 2 068  | 13 872   |
| 1,000 acres or more..... farms...            | 2      | 25      | 3         | 25      | 3           | -      | -      | 6        |
| ..... acres...                               | (D)    | 43 606  | 3 751     | 39 268  | 13 501      | -      | -      | 11 670   |
| 1982 acres harvested:                        |        |         |           |         |             |        |        |          |
| 1 to 9 acres..... farms...                   | 120    | 37      | 50        | 77      | 114         | 61     | 110    | 78       |
| ..... acres...                               | 607    | 185     | 244       | 378     | 493         | 318    | 570    | 460      |
| 10 to 19 acres..... farms...                 | 143    | 33      | 56        | 78      | 106         | 67     | 62     | 99       |
| ..... acres...                               | 1 833  | 422     | 747       | 1 059   | 1 312       | 865    | 801    | 1 257    |
| 20 to 29 acres..... farms...                 | 91     | 39      | 47        | 69      | 45          | 30     | 48     | 72       |
| ..... acres...                               | 2 046  | 865     | 1 044     | 1 543   | 982         | 689    | 1 031  | 1 674    |
| 30 to 49 acres..... farms...                 | 69     | 42      | 55        | 84      | 49          | 19     | 57     | 92       |
| ..... acres...                               | 2 540  | 1 562   | 1 989     | 2 994   | 1 727       | 693    | 2 079  | 3 467    |
| 50 to 99 acres..... farms...                 | 50     | 42      | 47        | 80      | 40          | 11     | 36     | 106      |
| ..... acres...                               | 3 249  | 2 814   | 3 040     | 5 390   | 2 772       | 770    | 2 504  | 7 330    |
| 100 to 199 acres..... farms...               | 47     | 37      | 34        | 70      | 38          | 8      | 49     | 81       |
| ..... acres...                               | 6 110  | 5 199   | 4 502     | 9 443   | 5 005       | 974    | 6 234  | 11 262   |
| 200 to 499 acres..... farms...               | 21     | 101     | 28        | 57      | 29          | 8      | 33     | 76       |
| ..... acres...                               | 5 414  | 35 529  | 7 266     | 18 206  | 9 793       | 2 231  | 8 572  | 22 767   |
| 500 to 999 acres..... farms...               | 7      | 58      | 18        | 34      | 9           | 7      | 9      | 43       |
| ..... acres...                               | 4 950  | 35 586  | 12 035    | 23 460  | 5 781       | (D)    | 5 430  | 27 803   |
| 1,000 acres or more..... farms...            | 3      | 30      | 10        | 52      | 4           | 1      | -      | 12       |
| ..... acres...                               | 5 310  | 58 046  | 16 508    | 93 600  | 9 915       | (D)    | -      | 16 183   |



**Table 6. Harvested Cropland by Size of Farm and Acres Harvested: 1987 and 1982—Con.**

[For meaning of abbreviations and symbols, see introductory text]

| Farms with harvested cropland                | Prentiss | Quitman | Rankin | Scott  | Sharkey | Simpson | Smith  | Stone  |
|--|----------|---------|--------|--------|---------|---------|--------|--------|
| <b>Farms</b> ..... number, 1987..            | 323      | 241     | 350    | 450    | 117     | 354     | 404    | 160    |
| ..... number, 1982..                         | 466      | 312     | 439    | 542    | 158     | 508     | 512    | 206    |
| ..... acres harvested, 1987..                | 40 558   | 145 048 | 29 060 | 21 627 | 133 558 | 13 841  | 12 567 | 5 602  |
| ..... acres harvested, 1982..                | 63 869   | 175 698 | 37 750 | 38 359 | 180 276 | 28 780  | 20 267 | 11 497 |
| <b>HARVESTED CROPLAND BY SIZE OF FARM</b>    |          |         |        |        |         |         |        |        |
| 1987 size of farm:                           |          |         |        |        |         |         |        |        |
| 1 to 9 acres ..... farms..                   | 6        | 3       | 7      | 3      | 3       | 4       | 4      | 1      |
| ..... acres harvested..                      | 31       | 16      | 19     | 3      | 16      | 7       | 21     | (D)    |
| 10 to 49 acres ..... farms..                 | 59       | 16      | 40     | 74     | 9       | 51      | 68     | 42     |
| ..... acres harvested..                      | 988      | 425     | 459    | 813    | 252     | 561     | 783    | (D)    |
| 50 to 69 acres ..... farms..                 | 19       | 14      | 29     | 35     | 3       | 24      | 37     | 18     |
| ..... acres harvested..                      | 406      | 472     | 430    | 515    | (D)     | 356     | 578    | 228    |
| 70 to 99 acres ..... farms..                 | 42       | 10      | 36     | 64     | 1       | 54      | 90     | 20     |
| ..... acres harvested..                      | 1 354    | 631     | 968    | 1 205  | (D)     | 933     | 1 648  | 496    |
| 100 to 139 acres ..... farms..               | 45       | 14      | 48     | 80     | 3       | 44      | 67     | 15     |
| ..... acres harvested..                      | 1 606    | 1 373   | 1 520  | 2 275  | 251     | 1 019   | 1 873  | 300    |
| 140 to 179 acres ..... farms..               | 32       | 8       | 39     | 40     | 5       | 47      | 37     | 15     |
| ..... acres harvested..                      | 1 343    | 1 019   | 1 158  | 1 442  | 670     | 989     | 1 137  | 297    |
| 180 to 219 acres ..... farms..               | 15       | 12      | 19     | 35     | 5       | 34      | 20     | 6      |
| ..... acres harvested..                      | 786      | 1 660   | 699    | 1 425  | 900     | 1 237   | 669    | 221    |
| 220 to 259 acres ..... farms..               | 21       | 8       | 24     | 22     | 3       | 20      | 17     | 10     |
| ..... acres harvested..                      | 1 903    | 1 430   | 1 117  | 931    | 646     | 1 181   | 722    | 245    |
| 260 to 499 acres ..... farms..               | 43       | 37      | 48     | 57     | 7       | 52      | 49     | 18     |
| ..... acres harvested..                      | 5 153    | 9 872   | 5 251  | 4 826  | 2 495   | 2 189   | 3 899  | 1 024  |
| 500 to 999 acres ..... farms..               | 24       | 53      | 37     | 31     | 22      | 18      | 14     | 11     |
| ..... acres harvested..                      | 9 050    | 26 985  | 8 349  | 4 048  | 13 323  | 1 700   | (D)    | 1 428  |
| 1,000 to 1,999 acres ..... farms..           | 15       | 43      | 18     | 6      | 28      | 5       | 1      | 4      |
| ..... acres harvested..                      | (D)      | 43 405  | 7 095  | 3 786  | 29 806  | (D)     | (D)    | 1 001  |
| 2,000 acres or more ..... farms..            | 2        | 23      | 5      | 3      | 28      | 1       | -      | -      |
| ..... acres harvested..                      | (D)      | 57 760  | 1 995  | 358    | 84 989  | (D)     | -      | -      |
| 1982 size of farm:                           |          |         |        |        |         |         |        |        |
| 1 to 9 acres ..... farms..                   | 10       | 4       | 12     | 8      | -       | 6       | 5      | 3      |
| ..... acres harvested..                      | 48       | 11      | 29     | 24     | -       | 17      | 24     | 8      |
| 10 to 49 acres ..... farms..                 | 81       | 30      | 62     | 112    | 19      | 86      | 72     | 59     |
| ..... acres harvested..                      | 1 418    | 765     | 667    | 1 233  | 503     | 864     | 762    | 484    |
| 50 to 69 acres ..... farms..                 | 46       | 20      | 42     | 35     | 6       | 52      | 61     | 18     |
| ..... acres harvested..                      | 1 119    | 960     | 724    | 607    | 357     | 798     | 791    | 155    |
| 70 to 99 acres ..... farms..                 | 71       | 22      | 52     | 77     | 1       | 66      | 81     | 28     |
| ..... acres harvested..                      | 2 747    | 1 466   | 944    | 1 466  | (D)     | 1 142   | 1 515  | 467    |
| 100 to 139 acres ..... farms..               | 58       | 16      | 44     | 89     | 8       | 77      | 87     | 21     |
| ..... acres harvested..                      | 3 503    | 1 554   | 1 427  | 2 465  | 842     | 1 878   | 2 077  | 547    |
| 140 to 179 acres ..... farms..               | 34       | 11      | 45     | 50     | 10      | 51      | 63     | 18     |
| ..... acres harvested..                      | 1 830    | 1 454   | 1 136  | 1 494  | 1 408   | 1 241   | 1 796  | 559    |
| 180 to 219 acres ..... farms..               | 35       | 17      | 31     | 37     | 4       | 36      | 33     | 14     |
| ..... acres harvested..                      | 2 830    | 2 536   | 1 897  | 1 945  | 577     | 2 053   | 1 203  | 882    |
| 220 to 259 acres ..... farms..               | 16       | 22      | 32     | 20     | 2       | 32      | 22     | 7      |
| ..... acres harvested..                      | 1 836    | 4 571   | 1 842  | 1 174  | (D)     | 1 251   | 1 311  | 171    |
| 260 to 499 acres ..... farms..               | 62       | 35      | 53     | 66     | 20      | 68      | 55     | 22     |
| ..... acres harvested..                      | 13 090   | 10 921  | 7 321  | 6 641  | 5 745   | 6 016   | 4 163  | 2 341  |
| 500 to 999 acres ..... farms..               | 35       | 62      | 43     | 31     | 21      | 22      | 29     | 10     |
| ..... acres harvested..                      | 15 763   | 38 560  | 10 922 | 8 745  | 12 333  | 4 426   | 6 149  | 3 086  |
| 1,000 to 1,999 acres ..... farms..           | 17       | 50      | 18     | 10     | 34      | 9       | 4      | 5      |
| ..... acres harvested..                      | (D)      | 58 650  | 9 535  | 8 373  | 42 487  | 5 280   | 476    | (D)    |
| 2,000 acres or more ..... farms..            | 1        | 23      | 5      | 7      | 33      | 3       | -      | 1      |
| ..... acres harvested..                      | (D)      | 54 250  | 1 306  | 4 192  | 115 670 | 3 794   | -      | (D)    |
| <b>HARVESTED CROPLAND BY ACRES HARVESTED</b> |          |         |        |        |         |         |        |        |
| 1987 acres harvested:                        |          |         |        |        |         |         |        |        |
| 1 to 9 acres ..... farms..                   | 46       | 3       | 59     | 83     | 3       | 71      | 64     | 48     |
| ..... acres..                                | 233      | 16      | 263    | 470    | 16      | 327     | 343    | 225    |
| 10 to 19 acres ..... farms..                 | 63       | 14      | 68     | 108    | 2       | 93      | 129    | 44     |
| ..... acres..                                | 822      | 230     | 895    | 1 423  | (D)     | 1 167   | 1 673  | 542    |
| 20 to 29 acres ..... farms..                 | 45       | 5       | 43     | 78     | 3       | 75      | 82     | 21     |
| ..... acres..                                | 1 018    | 115     | 959    | 1 721  | (D)     | 1 627   | 1 772  | 476    |
| 30 to 49 acres ..... farms..                 | 42       | 11      | 68     | 84     | 7       | 53      | 63     | 22     |
| ..... acres..                                | 1 560    | 466     | 2 411  | 3 052  | (D)     | 1 897   | 2 263  | 790    |
| 50 to 99 acres ..... farms..                 | 54       | 25      | 39     | 48     | 5       | 35      | 41     | 13     |
| ..... acres..                                | 3 714    | 1 856   | 2 602  | 3 166  | 420     | 2 147   | 2 422  | 861    |
| 100 to 199 acres ..... farms..               | 25       | 32      | 29     | 28     | 9       | 16      | 20     | 7      |
| ..... acres..                                | 3 234    | 4 204   | 3 829  | 3 343  | 1 434   | 1 932   | 2 684  | 807    |
| 200 to 499 acres ..... farms..               | 26       | 60      | 34     | 16     | 16      | 9       | 5      | 4      |
| ..... acres..                                | 8 892    | 21 022  | 10 373 | 4 311  | 5 531   | (D)     | 1 410  | (D)    |
| 500 to 999 acres ..... farms..               | 12       | 49      | 8      | 3      | 29      | 1       | -      | 1      |
| ..... acres..                                | 8 286    | 35 464  | (D)    | (D)    | 21 858  | (D)     | -      | (D)    |
| 1,000 acres or more ..... farms..            | 10       | 42      | 2      | 2      | 43      | 1       | -      | -      |
| ..... acres..                                | 12 799   | 81 675  | (D)    | (D)    | 103 944 | (D)     | -      | -      |
| 1982 acres harvested:                        |          |         |        |        |         |         |        |        |
| 1 to 9 acres ..... farms..                   | 71       | 9       | 100    | 104    | 1       | 131     | 99     | 69     |
| ..... acres..                                | 335      | 31      | 486    | 524    | (D)     | 662     | 524    | 314    |
| 10 to 19 acres ..... farms..                 | 65       | 9       | 86     | 145    | 6       | 122     | 148    | 54     |
| ..... acres..                                | 871      | 138     | 1 096  | 1 865  | (D)     | 1 533   | 1 884  | 695    |
| 20 to 29 acres ..... farms..                 | 47       | 11      | 69     | 81     | 4       | 72      | 101    | 26     |
| ..... acres..                                | 1 094    | 260     | 1 521  | 1 765  | (D)     | 1 591   | 2 237  | 571    |
| 30 to 49 acres ..... farms..                 | 56       | 20      | 54     | 89     | 11      | 76      | 76     | 18     |
| ..... acres..                                | 2 106    | 810     | 1 913  | 3 183  | 411     | 2 698   | 2 648  | 646    |
| 50 to 99 acres ..... farms..                 | 84       | 37      | 41     | 47     | 12      | 58      | 42     | 10     |
| ..... acres..                                | 5 582    | 2 614   | 2 740  | 3 066  | 844     | 3 840   | 2 521  | 638    |
| 100 to 199 acres ..... farms..               | 57       | 40      | 35     | 30     | 19      | 18      | 27     | 12     |
| ..... acres..                                | 7 840    | 5 546   | 4 789  | 4 021  | 2 650   | 2 172   | 3 295  | 1 685  |
| 200 to 499 acres ..... farms..               | 52       | 63      | 34     | 21     | 21      | 21      | 16     | 12     |
| ..... acres..                                | 16 733   | 19 821  | 10 577 | 9 233  | 7 147   | 5 806   | 5 118  | 3 321  |
| 500 to 999 acres ..... farms..               | 24       | 61      | 16     | 12     | 6       | 6       | 3      | 5      |
| ..... acres..                                | 15 777   | 42 815  | 9 723  | 8 201  | 14 449  | 4 284   | 2 040  | 3 627  |
| 1,000 acres or more ..... farms..            | 10       | 62      | 4      | 4      | 63      | 4       | -      | -      |
| ..... acres..                                | 13 531   | 103 663 | 4 905  | 6 501  | 154 607 | 6 174   | -      | -      |

**Table 6. Harvested Cropland by Size of Farm and Acres Harvested: 1987 and 1982—Con.**

[For meaning of abbreviations and symbols, see introductory text]

| Farms with harvested cropland                |                                    | Sunflower | Tallahatchie | Tate   | Tippah | Tishomingo | Tunica  | Union  | Walthall |
|--|------------------------------------|-----------|--------------|--------|--------|------------|---------|--------|----------|
| <b>Farms</b> .....                           | <b>number, 1987</b> .....          | 387       | 346          | 394    | 425    | 245        | 153     | 476    | 469      |
|  | 1982.....                          | 411       | 422          | 453    | 540    | 307        | 163     | 628    | 607      |
|  | <b>acres harvested, 1987</b> ..... | 211 483   | 195 347      | 60 932 | 28 178 | 12 626     | 191 430 | 44 135 | 29 475   |
|  | 1982.....                          | 292 104   | 214 039      | 77 210 | 42 583 | 18 740     | 199 830 | 62 870 | 47 146   |
| <b>HARVESTED CROPLAND BY SIZE OF FARM</b>    |                                    |           |              |        |        |            |         |        |          |
| 1987 size of farm:                           |                                    |           |              |        |        |            |         |        |          |
| 1 to 9 acres                                 | farms.....                         | 2         | 5            | 5      | 7      | 3          | 1       | 12     | 7        |
|  | acres harvested.....               | (D)       | 20           | 19     | 22     | 6          | (D)     | 52     | 15       |
| 10 to 49 acres                               | farms.....                         | 18        | 22           | 42     | 75     | 45         | 6       | 102    | 58       |
|  | acres harvested.....               | (D)       | 527          | 479    | 1 013  | 719        | (D)     | 1 296  | 656      |
| 50 to 69 acres                               | farms.....                         | 17        | 10           | 22     | 39     | 28         | 3       | 52     | 41       |
|  | acres harvested.....               | 547       | 409          | 296    | 948    | 637        | 148     | 1 217  | 693      |
| 70 to 99 acres                               | farms.....                         | 20        | 24           | 53     | 63     | 37         | 5       | 74     | 60       |
|  | acres harvested.....               | 1 215     | 912          | 1 171  | 1 228  | 715        | 375     | 1 576  | 1 151    |
| 100 to 139 acres                             | farms.....                         | 14        | 13           | 48     | 50     | 39         | 11      | 65     | 91       |
|  | acres harvested.....               | 1 116     | 636          | 1 768  | 1 093  | 1 136      | 804     | 2 715  | 2 065    |
| 140 to 179 acres                             | farms.....                         | 20        | 15           | 46     | 48     | 21         | 9       | 38     | 44       |
|  | acres harvested.....               | 2 163     | 1 205        | 2 208  | 2 269  | 634        | 1 260   | 1 999  | 1 504    |
| 180 to 219 acres                             | farms.....                         | 13        | 14           | 28     | 28     | 22         | 1       | 18     | 41       |
|  | acres harvested.....               | 1 471     | 1 221        | 1 642  | 1 334  | 1 409      | (D)     | 1 547  | 2 091    |
| 220 to 259 acres                             | farms.....                         | 10        | 15           | 21     | 28     | 12         | 3       | 16     | 24       |
|  | acres harvested.....               | 1 735     | 1 479        | 1 141  | 1 899  | 808        | 612     | 827    | 1 160    |
| 260 to 499 acres                             | farms.....                         | 59        | 70           | 53     | 58     | 26         | 10      | 60     | 63       |
|  | acres harvested.....               | 13 090    | 14 702       | 6 754  | 5 240  | 3 133      | 2 433   | 8 451  | 7 299    |
| 500 to 999 acres                             | farms.....                         | 112       | 76           | 39     | 13     | 10         | 23      | 25     | 28       |
|  | acres harvested.....               | 52 675    | 32 706       | 12 431 | 3 367  | (D)        | 13 011  | 11 635 | 7 282    |
| 1,000 to 1,999 acres                         | farms.....                         | 66        | 43           | 23     | 14     | 2          | 36      | 13     | 11       |
|  | acres harvested.....               | 60 278    | 40 079       | 15 488 | (D)    | (D)        | 43 083  | (D)    | (D)      |
| 2,000 acres or more                          | farms.....                         | 36        | 39           | 14     | 2      | -          | 45      | 1      | 1        |
|  | acres harvested.....               | 76 742    | 101 451      | 17 535 | (D)    | -          | 129 257 | (D)    | (D)      |
| 1982 size of farm:                           |                                    |           |              |        |        |            |         |        |          |
| 1 to 9 acres                                 | farms.....                         | 3         | 9            | 10     | 11     | 4          | 1       | 10     | 9        |
|  | acres harvested.....               | 16        | 45           | 22     | 33     | 16         | (D)     | 42     | 25       |
| 10 to 49 acres                               | farms.....                         | 46        | 44           | 62     | 86     | 61         | 11      | 153    | 84       |
|  | acres harvested.....               | 1 152     | 836          | 1 003  | 1 158  | 792        | 310     | 2 530  | 812      |
| 50 to 69 acres                               | farms.....                         | 13        | 26           | 38     | 59     | 38         | 2       | 71     | 59       |
|  | acres harvested.....               | 607       | 1 011        | 948    | 1 148  | 789        | (D)     | 1 764  | 950      |
| 70 to 99 acres                               | farms.....                         | 21        | 25           | 52     | 81     | 51         | 4       | 94     | 85       |
|  | acres harvested.....               | 1 207     | 1 249        | 1 557  | 1 746  | 1 264      | 287     | 2 737  | 1 694    |
| 100 to 139 acres                             | farms.....                         | 18        | 37           | 61     | 68     | 44         | 9       | 76     | 100      |
|  | acres harvested.....               | 1 813     | 2 585        | 2 740  | 1 915  | 1 284      | 1 005   | 4 117  | 2 427    |
| 140 to 179 acres                             | farms.....                         | 24        | 19           | 45     | 52     | 45         | 5       | 49     | 51       |
|  | acres harvested.....               | 3 353     | 1 091        | 2 536  | 1 836  | 2 073      | 680     | 3 785  | 2 495    |
| 180 to 219 acres                             | farms.....                         | 18        | 22           | 24     | 39     | 18         | 3       | 24     | 57       |
|  | acres harvested.....               | 2 964     | 1 886        | 2 123  | 2 735  | 1 646      | 389     | 2 248  | 3 133    |
| 220 to 259 acres                             | farms.....                         | 10        | 20           | 21     | 25     | 11         | 2       | 25     | 29       |
|  | acres harvested.....               | 1 850     | 2 190        | 1 397  | 2 022  | 732        | (D)     | 1 978  | 2 073    |
| 260 to 499 acres                             | farms.....                         | 39        | 52           | 51     | 82     | 24         | 21      | 77     | 86       |
|  | acres harvested.....               | 12 495    | 12 327       | 7 857  | 10 944 | 3 875      | 7 200   | 14 277 | 10 155   |
| 500 to 999 acres                             | farms.....                         | 68        | 69           | 50     | 23     | 9          | 27      | 38     | 29       |
|  | acres harvested.....               | 38 935    | 32 129       | 17 181 | 8 923  | (D)        | 18 312  | 17 571 | 8 471    |
| 1,000 to 1,999 acres                         | farms.....                         | 106       | 61           | 31     | 12     | 2          | 36      | 10     | 16       |
|  | acres harvested.....               | 124 181   | 62 892       | 26 381 | (D)    | (D)        | 45 854  | (D)    | (D)      |
| 2,000 acres or more                          | farms.....                         | 45        | 38           | 8      | 2      | -          | 42      | 1      | 2        |
|  | acres harvested.....               | 103 531   | 95 798       | 13 465 | (D)    | -          | 125 316 | (D)    | (D)      |
| <b>HARVESTED CROPLAND BY ACRES HARVESTED</b> |                                    |           |              |        |        |            |         |        |          |
| 1987 acres harvested:                        |                                    |           |              |        |        |            |         |        |          |
| 1 to 9 acres                                 | farms.....                         | 7         | 18           | 54     | 81     | 51         | 1       | 100    | 87       |
|  | acres.....                         | (D)       | 91           | 262    | 410    | 272        | (D)     | 545    | 421      |
| 10 to 19 acres                               | farms.....                         | 2         | 18           | 65     | 99     | 59         | -       | 105    | 95       |
|  | acres.....                         | (D)       | 233          | 867    | 1 338  | 788        | -       | 1 435  | 1 296    |
| 20 to 29 acres                               | farms.....                         | 11        | 17           | 51     | 68     | 43         | -       | 59     | 93       |
|  | acres.....                         | 242       | 400          | 1 169  | 1 570  | 964        | -       | 1 383  | 2 064    |
| 30 to 49 acres                               | farms.....                         | 23        | 40           | 54     | 68     | 28         | 11      | 64     | 66       |
|  | acres.....                         | 843       | 1 489        | 1 970  | 2 532  | 1 019      | (D)     | 2 389  | 2 398    |
| 50 to 99 acres                               | farms.....                         | 40        | 35           | 54     | 49     | 35         | 13      | 59     | 49       |
|  | acres.....                         | 2 723     | 2 314        | 3 706  | 3 378  | 2 346      | 925     | 3 963  | 3 176    |
| 100 to 199 acres                             | farms.....                         | 59        | 44           | 44     | 33     | 17         | 17      | 37     | 42       |
|  | acres.....                         | 8 386     | 6 622        | 5 775  | 4 256  | 2 454      | 2 573   | 5 149  | 5 798    |
| 200 to 499 acres                             | farms.....                         | 105       | 60           | 34     | 17     | 10         | 15      | 30     | 28       |
|  | acres.....                         | 35 590    | 19 655       | 10 837 | 4 908  | (D)        | 5 215   | 9 676  | 7 448    |
| 500 to 999 acres                             | farms.....                         | 86        | 58           | 27     | 5      | 2          | 29      | 15     | 8        |
|  | acres.....                         | 61 375    | 39 976       | 18 588 | 3 611  | (D)        | 21 245  | 9 831  | (D)      |
| 1,000 acres or more                          | farms.....                         | 54        | 56           | 11     | 5      | -          | 67      | 7      | 1        |
|  | acres.....                         | 102 274   | 124 567      | 17 758 | 6 175  | -          | 161 012 | 9 764  | (D)      |
| 1982 acres harvested:                        |                                    |           |              |        |        |            |         |        |          |
| 1 to 9 acres                                 | farms.....                         | 8         | 35           | 56     | 125    | 70         | 2       | 108    | 126      |
|  | acres.....                         | 44        | 192          | 260    | 676    | 336        | (D)     | 528    | 636      |
| 10 to 19 acres                               | farms.....                         | 13        | 31           | 60     | 99     | 81         | 2       | 113    | 132      |
|  | acres.....                         | 179       | 406          | 797    | 1 264  | 1 052      | (D)     | 1 524  | 1 747    |
| 20 to 29 acres                               | farms.....                         | 18        | 21           | 56     | 80     | 43         | 1       | 77     | 94       |
|  | acres.....                         | 435       | 450          | 1 291  | 1 879  | 949        | (D)     | 1 816  | 2 088    |
| 30 to 49 acres                               | farms.....                         | 25        | 50           | 73     | 77     | 35         | 9       | 92     | 67       |
|  | acres.....                         | 956       | 1 910        | 2 690  | 2 839  | 1 285      | 329     | 3 348  | 2 466    |
| 50 to 99 acres                               | farms.....                         | 30        | 52           | 58     | 57     | 30         | 9       | 91     | 81       |
|  | acres.....                         | 2 307     | 3 854        | 3 928  | 3 972  | 1 967      | 703     | 6 101  | 5 433    |
| 100 to 199 acres                             | farms.....                         | 56        | 36           | 57     | 47     | 32         | 13      | 64     | 50       |
|  | acres.....                         | 8 099     | 5 084        | 7 540  | 6 367  | 4 423      | 1 836   | 9 162  | 6 802    |
| 200 to 499 acres                             | farms.....                         | 65        | 71           | 47     | 38     | 14         | 28      | 53     | 37       |
|  | acres.....                         | 22 054    | 23 462       | 15 503 | 11 109 | (D)        | 9 696   | 16 242 | 9 975    |
| 500 to 999 acres                             | farms.....                         | 79        | 56           | 33     | 13     | 1          | 28      | 24     | 15       |
|  | acres.....                         | 57 694    | 39 691       | 23 738 | 8 417  | (D)        | 22 370  | 15 602 | 10 645   |
| 1,000 acres or more                          | farms.....                         | 117       | 70           | 13     | 4      | 1          | 71      | 6      | 5        |
|  | acres.....                         | 200 336   | 138 990      | 21 463 | 6 060  | (D)        | 164 827 | 8 547  | 7 354    |

**Table 6. Harvested Cropland by Size of Farm and Acres Harvested: 1987 and 1982—Con.**

[For meaning of abbreviations and symbols, see introductory text]

| Farms with harvested cropland                |                                    | Warren        | Washington     | Wayne         | Webster       | Wilkinson     | Winston       | Yalobusha     | Yazoo          |
|--|------------------------------------|---------------|----------------|---------------|---------------|---------------|---------------|---------------|----------------|
| <b>Farms</b> .....                           | <b>number, 1987</b> .....          | <b>112</b>    | <b>358</b>     | <b>310</b>    | <b>238</b>    | <b>124</b>    | <b>412</b>    | <b>239</b>    | <b>409</b>     |
|  | <b>1982</b> .....                  | <b>140</b>    | <b>419</b>     | <b>324</b>    | <b>312</b>    | <b>157</b>    | <b>581</b>    | <b>282</b>    | <b>404</b>     |
|  | <b>acres harvested, 1987</b> ..... | <b>39 731</b> | <b>238 051</b> | <b>10 581</b> | <b>28 817</b> | <b>13 576</b> | <b>19 178</b> | <b>26 940</b> | <b>165 709</b> |
|  | <b>1982</b> .....                  | <b>44 240</b> | <b>302 221</b> | <b>10 155</b> | <b>35 125</b> | <b>27 101</b> | <b>28 219</b> | <b>38 571</b> | <b>201 774</b> |
| <b>HARVESTED CROPLAND BY SIZE OF FARM</b>    |                                    |               |                |               |               |               |               |               |                |
| 1987 size of farm:                           |                                    |               |                |               |               |               |               |               |                |
| 1 to 9 acres                                 | farms.....                         | 3             | 5              | 4             | 2             | 1             | 5             | 5             | 3              |
|  | acres harvested.....               | 8             | 21             | 18            | (D)           | (D)           | 13            | 16            | 8              |
| 10 to 49 acres                               | farms.....                         | 14            | 35             | 56            | 24            | 10            | 64            | 16            | 30             |
|  | acres harvested.....               | 174           | 724            | 700           | (D)           | (D)           | 664           | 184           | 378            |
| 50 to 69 acres                               | farms.....                         | 4             | 8              | 33            | 13            | 6             | 31            | 7             | 13             |
|  | acres harvested.....               | 34            | 314            | 528           | 300           | 40            | 498           | 111           | 360            |
| 70 to 99 acres                               | farms.....                         | 8             | 14             | 45            | 26            | 6             | 51            | 23            | 15             |
|  | acres harvested.....               | 369           | 755            | 662           | 521           | 162           | 859           | 421           | 383            |
| 100 to 139 acres                             | farms.....                         | 7             | 20             | 39            | 38            | 8             | 58            | 28            | 24             |
|  | acres harvested.....               | 297           | 1 488          | 831           | 1 221         | 148           | 1 298         | 873           | 1 060          |
| 140 to 179 acres                             | farms.....                         | 8             | 4              | 27            | 27            | 8             | 48            | 24            | 16             |
|  | acres harvested.....               | 61            | 438            | 846           | 1 259         | 191           | 1 493         | 556           | 970            |
| 180 to 219 acres                             | farms.....                         | 5             | 9              | 21            | 21            | 5             | 40            | 25            | 24             |
|  | acres harvested.....               | 423           | 1 055          | 674           | 1 239         | 156           | 1 383         | 871           | 2 104          |
| 220 to 259 acres                             | farms.....                         | 7             | 6              | 16            | 10            | 7             | 21            | 14            | 13             |
|  | acres harvested.....               | 913           | 582            | 692           | 903           | 281           | 1 008         | 584           | 1 674          |
| 260 to 499 acres                             | farms.....                         | 12            | 45             | 48            | 41            | 29            | 57            | 51            | 72             |
|  | acres harvested.....               | 2 745         | 10 910         | 3 271         | 4 228         | 2 199         | 5 036         | 3 803         | 10 101         |
| 500 to 999 acres                             | farms.....                         | 12            | 85             | 18            | 23            | 22            | 30            | 32            | 84             |
|  | acres harvested.....               | 4 701         | 42 994         | 1 175         | 6 717         | 2 589         | 5 174         | 6 928         | 24 482         |
| 1,000 to 1,999 acres                         | farms.....                         | 17            | 78             | 2             | 10            | 13            | 6             | 9             | 76             |
|  | acres harvested.....               | 11 086        | 75 504         | (D)           | 8 752         | 1 774         | (D)           | 5 702         | 58 191         |
| 2,000 acres or more                          | farms.....                         | 15            | 49             | 1             | 3             | 9             | 1             | 5             | 39             |
|  | acres harvested.....               | 18 920        | 103 266        | (D)           | 3 344         | 5 963         | (D)           | 6 891         | 65 998         |
| 1982 size of farm:                           |                                    |               |                |               |               |               |               |               |                |
| 1 to 9 acres                                 | farms.....                         | 4             | 9              | 9             | 3             | -             | 10            | 6             | 6              |
|  | acres harvested.....               | 11            | 28             | 33            | 10            | -             | 50            | 22            | 28             |
| 10 to 49 acres                               | farms.....                         | 19            | 45             | 76            | 47            | 17            | 94            | 29            | 38             |
|  | acres harvested.....               | 176           | 1 151          | 822           | 741           | 92            | 897           | 305           | 656            |
| 50 to 69 acres                               | farms.....                         | 12            | 13             | 31            | 24            | 8             | 50            | 13            | 8              |
|  | acres harvested.....               | 425           | 546            | 460           | 519           | 39            | 784           | 155           | 163            |
| 70 to 99 acres                               | farms.....                         | 7             | 25             | 37            | 36            | 9             | 79            | 41            | 22             |
|  | acres harvested.....               | 240           | 1 804          | 697           | 833           | 133           | 1 249         | 984           | 765            |
| 100 to 139 acres                             | farms.....                         | 14            | 32             | 55            | 45            | 5             | 100           | 30            | 34             |
|  | acres harvested.....               | 495           | 2 886          | 1 157         | 1 356         | 85            | 2 612         | 1 317         | 1 613          |
| 140 to 179 acres                             | farms.....                         | 11            | 10             | 18            | 24            | 6             | 53            | 37            | 25             |
|  | acres harvested.....               | 321           | 958            | 448           | 576           | 99            | 1 439         | 1 129         | 1 907          |
| 180 to 219 acres                             | farms.....                         | 3             | 10             | 19            | 18            | 6             | 54            | 22            | 24             |
|  | acres harvested.....               | 70            | 1 496          | 703           | 1 691         | 319           | 1 800         | 1 100         | 2 139          |
| 220 to 259 acres                             | farms.....                         | 7             | 7              | 12            | 17            | 7             | 25            | 9             | 12             |
|  | acres harvested.....               | 512           | 1 657          | 362           | 1 442         | 88            | 1 557         | 348           | 1 476          |
| 260 to 499 acres                             | farms.....                         | 19            | 51             | 40            | 54            | 36            | 81            | 45            | 68             |
|  | acres harvested.....               | 2 066         | 15 678         | 2 323         | 7 735         | 3 066         | 8 358         | 3 157         | 9 160          |
| 500 to 999 acres                             | farms.....                         | 18            | 65             | 22            | 31            | 31            | 28            | 27            | 51             |
|  | acres harvested.....               | 6 147         | 42 211         | 1 505         | 12 289        | 7 407         | 6 536         | 9 171         | 22 283         |
| 1,000 to 1,999 acres                         | farms.....                         | 13            | 95             | 4             | 13            | 15            | 4             | 15            | 70             |
|  | acres harvested.....               | 5 304         | 111 929        | (D)           | 7 933         | 3 280         | 1 087         | 8 668         | 70 338         |
| 2,000 acres or more                          | farms.....                         | 13            | 48             | 1             | -             | 17            | 3             | 8             | 46             |
|  | acres harvested.....               | 28 453        | 121 877        | (D)           | -             | 12 493        | 1 850         | 12 215        | 91 246         |
| <b>HARVESTED CROPLAND BY ACRES HARVESTED</b> |                                    |               |                |               |               |               |               |               |                |
| 1987 acres harvested:                        |                                    |               |                |               |               |               |               |               |                |
| 1 to 9 acres                                 | farms.....                         | 20            | 16             | 62            | 30            | 20            | 92            | 35            | 40             |
|  | acres.....                         | 84            | 70             | 299           | 166           | 81            | 464           | 165           | 202            |
| 10 to 19 acres                               | farms.....                         | 10            | 15             | 83            | 40            | 21            | 83            | 44            | 35             |
|  | acres.....                         | 131           | 189            | 1 059         | 526           | 282           | 1 085         | 620           | 487            |
| 20 to 29 acres                               | farms.....                         | 8             | 8              | 64            | 39            | 5             | 69            | 41            | 26             |
|  | acres.....                         | 178           | 179            | 1 407         | 851           | 102           | 1 503         | 919           | 575            |
| 30 to 49 acres                               | farms.....                         | 4             | 25             | 48            | 32            | 24            | 64            | 36            | 36             |
|  | acres.....                         | 154           | 965            | 1 736         | 1 185         | 850           | 2 222         | 1 357         | 1 401          |
| 50 to 99 acres                               | farms.....                         | 13            | 28             | 32            | 36            | 23            | 48            | 35            | 51             |
|  | acres.....                         | 765           | 1 992          | 2 002         | 2 378         | 1 586         | 3 262         | 2 341         | 3 528          |
| 100 to 199 acres                             | farms.....                         | 13            | 32             | 17            | 25            | 16            | 39            | 18            | 29             |
|  | acres.....                         | 1 810         | 4 443          | 2 181         | 3 229         | 2 055         | 5 065         | 2 463         | 4 222          |
| 200 to 499 acres                             | farms.....                         | 18            | 64             | 3             | 20            | 7             | 15            | 17            | 82             |
|  | acres.....                         | 5 978         | 22 253         | (D)           | 6 426         | 1 940         | (D)           | 5 196         | 27 420         |
| 500 to 999 acres                             | farms.....                         | 14            | 86             | -             | 11            | 7             | 2             | 7             | 54             |
|  | acres.....                         | 10 225        | 62 270         | -             | 7 699         | (D)           | (D)           | 4 933         | 37 812         |
| 1,000 acres or more                          | farms.....                         | 12            | 82             | 1             | 5             | -             | -             | 6             | 56             |
|  | acres.....                         | 20 406        | 145 890        | (D)           | 6 357         | (D)           | -             | 8 946         | 90 062         |
| 1982 acres harvested:                        |                                    |               |                |               |               |               |               |               |                |
| 1 to 9 acres                                 | farms.....                         | 30            | 11             | 88            | 44            | 40            | 139           | 62            | 39             |
|  | acres.....                         | 116           | 40             | 449           | 187           | 173           | 733           | 290           | 224            |
| 10 to 19 acres                               | farms.....                         | 18            | 17             | 85            | 72            | 17            | 147           | 49            | 42             |
|  | acres.....                         | 224           | 236            | 1 109         | 911           | 198           | 1 927         | 679           | 590            |
| 20 to 29 acres                               | farms.....                         | 6             | 14             | 44            | 37            | 19            | 88            | 41            | 29             |
|  | acres.....                         | 125           | 346            | 984           | 888           | 450           | 1 962         | 938           | 677            |
| 30 to 49 acres                               | farms.....                         | 19            | 33             | 64            | 47            | 13            | 77            | 27            | 34             |
|  | acres.....                         | 723           | 1 245          | 2 255         | 1 757         | 461           | 2 750         | 1 026         | 1 242          |
| 50 to 99 acres                               | farms.....                         | 19            | 40             | 28            | 32            | 20            | 62            | 38            | 38             |
|  | acres.....                         | 1 164         | 3 042          | 1 826         | 2 167         | 1 303         | 4 253         | 2 624         | 2 508          |
| 100 to 199 acres                             | farms.....                         | 12            | 33             | 10            | 22            | 9             | 35            | 22            | 44             |
|  | acres.....                         | 1 619         | 4 284          | 1 210         | 3 015         | 1 079         | 4 444         | 3 034         | 5 855          |
| 200 to 499 acres                             | farms.....                         | 14            | 69             | 3             | 38            | 22            | 26            | 19            | 53             |
|  | acres.....                         | 4 340         | 22 691         | (D)           | 12 141        | 7 375         | 7 210         | 6 077         | 17 317         |
| 500 to 999 acres                             | farms.....                         | 11            | 78             | 2             | 17            | 14            | 6             | 15            | 48             |
|  | acres.....                         | 7 706         | 57 846         | (D)           | 10 980        | 9 252         | (D)           | 10 067        | 35 212         |
| 1,000 acres or more                          | farms.....                         | 11            | 115            | -             | 3             | 3             | 1             | 9             | 77             |
|  | acres.....                         | 28 223        | 212 491        | -             | 3 079         | 6 810         | (D)           | 13 836        | 138 149        |

**Table 7. Irrigation: 1987 and 1982**

[For meaning of abbreviations and symbols, see introductory text]

| Farms with irrigation  | Mississippi | Adams | Alcorn | Amite | Attala | Benton | Bolivar |
|--|-------------|-------|--------|-------|--------|--------|---------|
| Farms ..... number, 1987..   | 2 012       | -     | 5      | 17    | 13     | 2      | 269     |
| ..... number, 1982..   | 1 462       | 4     | 4      | 4     | 3      | 3      | 247     |
| Land in irrigated farms ..... acres, 1987..                        | 2 268 579   | -     | 873    | 4 296 | 2 590  | (D)    | 340 618 |
| ..... acres, 1982..  | 1 772 393   | 1 857 | 818    | 1 791 | 201    | 489    | 345 570 |
| Harvested cropland ..... farms, 1987..                             | 1 976       | -     | 5      | 17    | 12     | 2      | 268     |
| ..... farms, 1982..  | 1 452       | 4     | 4      | 4     | 3      | 3      | 247     |
| ..... acres, 1987..  | 1 512 121   | -     | 341    | 1 366 | 350    | (D)    | 257 430 |
| ..... acres, 1982..  | 1 404 175   | 42    | 71     | 1 088 | 17     | 187    | 279 216 |
| Other cropland, excluding cropland<br>pastured ..... farms, 1987.. | 1 486       | -     | 2      | 5     | 6      | 1      | 243     |
| ..... farms, 1982..  | 772         | 1     | -      | 1     | 2      | 1      | 159     |
| ..... acres, 1987..  | 458 364     | -     | (D)    | 174   | 316    | (D)    | 67 432  |
| ..... acres, 1982..  | 107 691     | (D)   | -      | (D)   | (D)    | (D)    | 20 039  |
| Pastureland, excluding woodland pastured ..... farms, 1987..       | 464         | -     | 3      | 11    | 10     | 2      | 11      |
| ..... farms, 1982..  | 334         | -     | 3      | 3     | 2      | 2      | 23      |
| ..... acres, 1987..  | 87 246      | -     | 103    | 1 343 | 562    | (D)    | 2 474   |
| ..... acres, 1982..  | 44 271      | -     | 320    | (D)   | (D)    | (D)    | 2 332   |
| Irrigated land ..... acres, 1987..                                 | 636 842     | -     | (D)    | 352   | 356    | (D)    | 137 385 |
| ..... acres, 1982..  | 430 901     | 14    | 16     | (D)   | 17     | (D)    | 99 121  |
| Harvested cropland ..... farms, 1987..                             | 1 936       | -     | 5      | 15    | 8      | 2      | 268     |
| ..... farms, 1982..  | 1 438       | 4     | 4      | 4     | 3      | 3      | 246     |
| ..... acres, 1987..  | 632 791     | -     | (D)    | (D)   | 63     | (D)    | (D)     |
| ..... acres, 1982..  | 429 447     | (D)   | (D)    | (D)   | 17     | (D)    | (D)     |
| Pastureland and other land ..... farms, 1987..                     | 107         | -     | -      | 3     | 6      | 1      | 2       |
| ..... farms, 1982..  | 53          | 1     | 1      | -     | -      | -      | 1       |
| ..... acres, 1987..  | 4 051       | -     | -      | (D)   | 293    | (D)    | (D)     |
| ..... acres, 1982..  | 1 454       | (D)   | (D)    | -     | -      | -      | (D)     |
| 1987 irrigated acres by size of farm:                              |             |       |        |       |        |        |         |
| 1 to 9 acres ..... farms..   | 81          | -     | -      | 1     | -      | -      | 2       |
| ..... acres irrigated..  | 153         | -     | -      | (D)   | -      | -      | (D)     |
| 10 to 49 acres ..... farms..                                       | 198         | -     | 1      | 3     | 1      | -      | 2       |
| ..... acres irrigated..  | 1 634       | -     | (D)    | 7     | (D)    | -      | (D)     |
| 50 to 69 acres ..... farms..                                       | 49          | -     | -      | -     | 2      | -      | 1       |
| ..... acres irrigated..  | 655         | -     | -      | -     | (D)    | -      | (D)     |
| 70 to 99 acres ..... farms..                                       | 72          | -     | 3      | 1     | 4      | -      | 1       |
| ..... acres irrigated..  | 1 330       | -     | 34     | (D)   | 164    | -      | (D)     |
| 100 to 139 acres ..... farms..                                     | 79          | -     | -      | -     | -      | -      | 2       |
| ..... acres irrigated..  | 1 945       | -     | -      | -     | -      | -      | (D)     |
| 140 to 179 acres ..... farms..                                     | 62          | -     | -      | -     | 2      | 1      | 6       |
| ..... acres irrigated..  | 2 487       | -     | -      | -     | (D)    | (D)    | 592     |
| 180 to 219 acres ..... farms..                                     | 54          | -     | -      | 6     | -      | 1      | 9       |
| ..... acres irrigated..  | 2 910       | -     | -      | 230   | -      | (D)    | 964     |
| 220 to 259 acres ..... farms..                                     | 30          | -     | -      | 2     | -      | -      | 3       |
| ..... acres irrigated..  | 2 035       | -     | -      | (D)   | -      | -      | 425     |
| 260 to 499 acres ..... farms..                                     | 227         | -     | -      | 3     | 3      | -      | 32      |
| ..... acres irrigated..  | 27 584      | -     | -      | 42    | 37     | -      | 4 170   |
| 500 to 999 acres ..... farms..                                     | 434         | -     | 1      | -     | 1      | -      | 101     |
| ..... acres irrigated..  | 108 159     | -     | (D)    | -     | (D)    | -      | 32 942  |
| 1,000 to 1,999 acres ..... farms..                                 | 397         | -     | -      | 1     | -      | -      | 68      |
| ..... acres irrigated..  | 172 229     | -     | -      | (D)   | -      | -      | 38 551  |
| 2,000 acres or more ..... farms..                                  | 329         | -     | -      | -     | -      | -      | 42      |
| ..... acres irrigated..  | 315 721     | -     | -      | -     | -      | -      | 59 578  |
| 1982 irrigated acres by size of farm:                              |             |       |        |       |        |        |         |
| 1 to 9 acres ..... farms..   | 49          | 1     | 1      | -     | -      | -      | -       |
| ..... acres irrigated..  | 100         | (D)   | (D)    | -     | -      | -      | -       |
| 10 to 49 acres ..... farms..                                       | 133         | 2     | 1      | 1     | 1      | -      | 8       |
| ..... acres irrigated..  | 812         | (D)   | (D)    | (D)   | (D)    | -      | 194     |
| 50 to 69 acres ..... farms..                                       | 42          | -     | -      | -     | 1      | -      | 3       |
| ..... acres irrigated..  | 732         | -     | -      | -     | (D)    | -      | 118     |
| 70 to 99 acres ..... farms..                                       | 56          | -     | -      | -     | -      | -      | 5       |
| ..... acres irrigated..  | 674         | -     | -      | -     | -      | -      | 116     |
| 100 to 139 acres ..... farms..                                     | 71          | -     | 1      | 1     | 1      | 1      | 5       |
| ..... acres irrigated..  | 2 038       | -     | (D)    | (D)   | (D)    | (D)    | 432     |
| 140 to 179 acres ..... farms..                                     | 37          | -     | -      | -     | -      | -      | 7       |
| ..... acres irrigated..  | 1 452       | -     | -      | -     | -      | -      | 602     |
| 180 to 219 acres ..... farms..                                     | 31          | -     | -      | -     | -      | 2      | 5       |
| ..... acres irrigated..  | 1 343       | -     | -      | -     | -      | (D)    | (D)     |
| 220 to 259 acres ..... farms..                                     | 28          | -     | -      | -     | -      | -      | 2       |
| ..... acres irrigated..  | 2 000       | -     | -      | -     | -      | -      | (D)     |
| 260 to 499 acres ..... farms..                                     | 135         | -     | -      | -     | -      | -      | 33      |
| ..... acres irrigated..  | 17 307      | -     | -      | -     | -      | -      | 5 466   |
| 500 to 999 acres ..... farms..                                     | 224         | -     | 1      | 1     | -      | -      | 63      |
| ..... acres irrigated..  | 49 450      | -     | (D)    | (D)   | -      | -      | 14 679  |
| 1,000 to 1,999 acres ..... farms..                                 | 385         | 1     | -      | 1     | -      | -      | 73      |
| ..... acres irrigated..  | 150 516     | (D)   | -      | (D)   | -      | -      | 29 237  |
| 2,000 acres or more ..... farms..                                  | 271         | -     | -      | -     | -      | -      | 43      |
| ..... acres irrigated..  | 204 477     | -     | -      | -     | -      | -      | 47 551  |

**Table 7. Irrigation: 1987 and 1982—Con.**

[For meaning of abbreviations and symbols, see introductory text.]

| Farms with irrigation  | Calhoun | Carroll | Chickasaw | Choctaw | Claiborne | Clarke | Clay |
|--|---------|---------|-----------|---------|-----------|--------|------|
| Farms ..... number, 1987..   | 11      | 9       | 5         | 1       | 8         | 7      | 7    |
| ..... 1982..   | 4       | 7       | 2         | 3       | 7         | 4      | 4    |
| Land in irrigated farms ..... acres, 1987..                        | 8 276   | 28 064  | 4 595     | (D)     | 12 585    | 592    | 461  |
| ..... 1982..   | 2 008   | 6 835   | (D)       | 961     | 7 164     | 353    | 651  |
| Harvested cropland ..... farms, 1987..                             | 11      | 7       | 5         | 1       | 8         | 6      | 5    |
| ..... 1982..   | 4       | 7       | 2         | 3       | 7         | 4      | 3    |
| ..... acres, 1987..  | 4 501   | 6 909   | 2 491     | (D)     | 3 390     | 28     | 83   |
| ..... 1982..   | 1 071   | 2 902   | (D)       | 122     | 1 081     | 68     | 75   |
| Other cropland, excluding cropland<br>pastured ..... farms, 1987.. | 9       | 7       | 2         | -       | 4         | 2      | 2    |
| ..... 1982..   | 2       | 4       | -         | -       | -         | 2      | 1    |
| ..... acres, 1987..  | 640     | 2 934   | (D)       | -       | 1 793     | (D)    | (D)  |
| ..... 1982..   | (D)     | 1 025   | -         | -       | -         | (D)    | (D)  |
| Pastureland, excluding woodland pastured ..... farms, 1987..       | 7       | 2       | 4         | 1       | 6         | 1      | 5    |
| ..... 1982..   | 1       | 3       | 2         | 3       | 4         | 1      | 2    |
| ..... acres, 1987..  | 1 132   | (D)     | 658       | (D)     | 1 344     | (D)    | 166  |
| ..... 1982..   | (D)     | (D)     | (D)       | 245     | 303       | (D)    | (D)  |
| Irrigated land ..... acres, 1987..                                 | 780     | 3 222   | (D)       | (D)     | 1 201     | 31     | 164  |
| ..... 1982..   | (D)     | (D)     | (D)       | 13      | 118       | 8      | 17   |
| Harvested cropland ..... farms, 1987..                             | 10      | 7       | 5         | 1       | 6         | 6      | 3    |
| ..... 1982..   | 4       | 2       | 2         | 3       | 7         | 4      | 3    |
| ..... acres, 1987..  | (D)     | (D)     | (D)       | (D)     | (D)       | (D)    | (D)  |
| ..... 1982..   | (D)     | (D)     | (D)       | 13      | (D)       | 8      | (D)  |
| Pastureland and other land ..... farms, 1987..                     | 1       | 2       | -         | -       | 2         | 1      | 4    |
| ..... 1982..   | -       | -       | -         | -       | 2         | -      | 1    |
| ..... acres, 1987..  | (D)     | (D)     | -         | -       | (D)       | (D)    | (D)  |
| ..... 1982..   | -       | -       | -         | -       | (D)       | -      | (D)  |
| 1987 irrigated acres by size of farm:                              |         |         |           |         |           |        |      |
| 1 to 9 acres ..... farms..   | 1       | -       | -         | -       | -         | 2      | 2    |
| ..... acres irrigated..  | (D)     | -       | -         | -       | -         | (D)    | (D)  |
| 10 to 49 acres ..... farms..                                       | -       | 1       | 2         | -       | 1         | 2      | 1    |
| ..... acres irrigated..  | -       | (D)     | (D)       | -       | (D)       | (D)    | (D)  |
| 50 to 69 acres ..... farms..                                       | -       | 1       | -         | -       | 2         | -      | 1    |
| ..... acres irrigated..  | -       | (D)     | -         | -       | (D)       | -      | (D)  |
| 70 to 99 acres ..... farms..                                       | 1       | -       | -         | 1       | -         | 1      | -    |
| ..... acres irrigated..  | (D)     | -       | -         | (D)     | -         | (D)    | -    |
| 100 to 139 acres ..... farms..                                     | 1       | -       | -         | -       | -         | -      | 3    |
| ..... acres irrigated..  | (D)     | -       | -         | -       | -         | -      | 95   |
| 140 to 179 acres ..... farms..                                     | -       | 1       | 1         | -       | 1         | -      | -    |
| ..... acres irrigated..  | -       | (D)     | (D)       | -       | (D)       | -      | -    |
| 180 to 219 acres ..... farms..                                     | 2       | -       | -         | -       | -         | -      | -    |
| ..... acres irrigated..  | (D)     | -       | -         | -       | -         | -      | -    |
| 220 to 259 acres ..... farms..                                     | -       | -       | -         | -       | -         | 2      | -    |
| ..... acres irrigated..  | -       | -       | -         | -       | -         | (D)    | -    |
| 260 to 499 acres ..... farms..                                     | 1       | -       | -         | -       | -         | -      | -    |
| ..... acres irrigated..  | (D)     | -       | -         | -       | -         | -      | -    |
| 500 to 999 acres ..... farms..                                     | -       | 3       | -         | -       | -         | -      | -    |
| ..... acres irrigated..  | -       | 735     | -         | -       | -         | -      | -    |
| 1,000 to 1,999 acres ..... farms..                                 | 4       | 1       | 1         | -       | 1         | -      | -    |
| ..... acres irrigated..  | 480     | (D)     | (D)       | -       | (D)       | -      | -    |
| 2,000 acres or more ..... farms..                                  | 1       | 2       | 1         | -       | 3         | -      | -    |
| ..... acres irrigated..  | (D)     | (D)     | (D)       | -       | 1 152     | -      | -    |
| 1982 irrigated acres by size of farm:                              |         |         |           |         |           |        |      |
| 1 to 9 acres ..... farms..   | 1       | -       | -         | -       | 2         | -      | -    |
| ..... acres irrigated..  | (D)     | -       | -         | -       | (D)       | -      | -    |
| 10 to 49 acres ..... farms..                                       | -       | -       | -         | -       | 1         | 2      | -    |
| ..... acres irrigated..  | -       | -       | -         | -       | (D)       | (D)    | -    |
| 50 to 69 acres ..... farms..                                       | 1       | -       | -         | -       | -         | -      | 1    |
| ..... acres irrigated..  | (D)     | -       | -         | -       | -         | -      | (D)  |
| 70 to 99 acres ..... farms..                                       | -       | -       | -         | -       | -         | 1      | 1    |
| ..... acres irrigated..  | -       | -       | -         | 1       | -         | (D)    | (D)  |
| 100 to 139 acres ..... farms..                                     | -       | 2       | 1         | 1       | -         | -      | -    |
| ..... acres irrigated..  | -       | (D)     | (D)       | (D)     | -         | -      | -    |
| 140 to 179 acres ..... farms..                                     | -       | -       | 1         | -       | 2         | -      | -    |
| ..... acres irrigated..  | -       | -       | (D)       | -       | (D)       | -      | -    |
| 180 to 219 acres ..... farms..                                     | -       | -       | -         | -       | -         | -      | 1    |
| ..... acres irrigated..  | -       | -       | -         | -       | -         | -      | (D)  |
| 220 to 259 acres ..... farms..                                     | -       | -       | -         | 1       | -         | 1      | -    |
| ..... acres irrigated..  | -       | -       | -         | (D)     | -         | (D)    | -    |
| 260 to 499 acres ..... farms..                                     | -       | 1       | -         | -       | -         | -      | 1    |
| ..... acres irrigated..  | -       | (D)     | -         | -       | -         | -      | (D)  |
| 500 to 999 acres ..... farms..                                     | 1       | 2       | -         | 1       | -         | -      | -    |
| ..... acres irrigated..  | (D)     | (D)     | -         | (D)     | -         | -      | -    |
| 1,000 to 1,999 acres ..... farms..                                 | 1       | 1       | -         | -       | 1         | -      | -    |
| ..... acres irrigated..  | (D)     | (D)     | -         | -       | (D)       | -      | -    |
| 2,000 acres or more ..... farms..                                  | -       | 1       | -         | -       | 1         | -      | -    |
| ..... acres irrigated..  | -       | (D)     | -         | -       | (D)       | -      | -    |

**Table 7. Irrigation: 1987 and 1982—Con.**

[For meaning of abbreviations and symbols, see introductory text]

| Farms with irrigation  | Coahoma | Copiah | Covington | De Soto | Forrest | Franklin | George |
|--|---------|--------|-----------|---------|---------|----------|--------|
| Farms.....number, 1987..   | 100     | 9      | 9         | 19      | 18      | 2        | 32     |
| .....1982..  | 66      | 13     | 8         | 18      | 15      | 1        | 22     |
| Land in irrigated farms.....acres, 1987..                        | 177 396 | 5 154  | 3 881     | 25 909  | 4 437   | (D)      | 3 758  |
| .....1982..  | 94 838  | 2 820  | 3 642     | 18 076  | 1 325   | (D)      | 2 317  |
| Harvested cropland.....farms, 1987..                             | 98      | 9      | 9         | 18      | 18      | 2        | 31     |
| .....1982..  | 66      | 12     | 8         | 18      | 15      | -        | 22     |
| .....acres, 1987..   | 128 073 | 4 176  | 1 027     | 16 959  | 2 588   | (D)      | 2 316  |
| .....1982..  | 83 369  | 288    | 1 857     | 14 656  | 154     | -        | 1 312  |
| Other cropland, excluding cropland<br>pastured.....farms, 1987.. | 97      | 5      | 5         | 11      | 8       | 1        | 14     |
| .....1982..  | 46      | 5      | 4         | 9       | 2       | 1        | 5      |
| .....acres, 1987..   | 41 473  | 629    | 515       | 3 539   | 388     | (D)      | 742    |
| .....1982..  | 5 443   | 73     | 300       | 590     | (D)     | (D)      | 71     |
| Pastureland, excluding woodland pastured...farms, 1987..         | 10      | 3      | 7         | 9       | 6       | 2        | 6      |
| .....1982..  | 2       | 8      | 3         | 5       | 4       | -        | 8      |
| .....acres, 1987..   | 546     | 26     | 577       | 939     | 693     | (D)      | 79     |
| .....1982..  | (D)     | 383    | 186       | 1 178   | 367     | -        | 374    |
| Irrigated land.....acres, 1987..                                 | 55 557  | (D)    | 105       | 6 557   | (D)     | (D)      | 616    |
| .....1982..  | 27 273  | 173    | 72        | 3 239   | 100     | (D)      | 540    |
| Harvested cropland.....farms, 1987..                             | 98      | 8      | 9         | 16      | 17      | 2        | 31     |
| .....1982..  | 66      | 12     | 8         | 17      | 14      | -        | 22     |
| .....acres, 1987..   | 55 415  | (D)    | 105       | (D)     | (D)     | (D)      | (D)    |
| .....1982..  | (D)     | (D)    | 72        | (D)     | (D)     | -        | (D)    |
| Pastureland and other land.....farms, 1987..                     | 3       | 2      | -         | 3       | 1       | -        | 2      |
| .....1982..  | 1       | 2      | -         | 1       | 1       | 1        | 2      |
| .....acres, 1987..   | 142     | (D)    | -         | (D)     | (D)     | -        | (D)    |
| .....1982..  | (D)     | (D)    | -         | (D)     | (D)     | (D)      | (D)    |
| 1987 irrigated acres by size of farm:                            |         |        |           |         |         |          |        |
| 1 to 9 acres.....farms..   | 1       | 1      | -         | 2       | 4       | -        | 3      |
| .....acres irrigated..   | (D)     | (D)    | -         | (D)     | 7       | -        | 8      |
| 10 to 49 acres.....farms..                                       | 2       | 2      | 1         | 8       | 5       | -        | 16     |
| .....acres irrigated..   | (D)     | (D)    | (D)       | 26      | 7       | -        | 80     |
| 50 to 69 acres.....farms..                                       | -       | 1      | -         | 1       | 1       | 1        | 1      |
| .....acres irrigated..   | -       | (D)    | -         | (D)     | (D)     | (D)      | (D)    |
| 70 to 99 acres.....farms..                                       | -       | -      | 2         | 1       | 1       | -        | 3      |
| .....acres irrigated..   | -       | -      | (D)       | (D)     | (D)     | -        | 24     |
| 100 to 139 acres.....farms..                                     | -       | -      | 1         | -       | 1       | -        | 5      |
| .....acres irrigated..   | -       | -      | (D)       | -       | (D)     | -        | 54     |
| 140 to 179 acres.....farms..                                     | 2       | 1      | 1         | -       | 1       | -        | -      |
| .....acres irrigated..   | (D)     | (D)    | (D)       | -       | (D)     | -        | -      |
| 180 to 219 acres.....farms..                                     | 1       | 2      | -         | -       | 2       | -        | 1      |
| .....acres irrigated..   | (D)     | (D)    | -         | -       | (D)     | -        | (D)    |
| 220 to 259 acres.....farms..                                     | 1       | -      | -         | -       | -       | -        | -      |
| .....acres irrigated..   | (D)     | -      | -         | -       | -       | -        | -      |
| 260 to 499 acres.....farms..                                     | 9       | 1      | 2         | -       | 2       | -        | 1      |
| .....acres irrigated..   | 1 505   | (D)    | (D)       | -       | (D)     | -        | (D)    |
| 500 to 999 acres.....farms..                                     | 33      | -      | -         | 2       | -       | -        | 1      |
| .....acres irrigated..   | 11 296  | -      | -         | (D)     | -       | -        | (D)    |
| 1,000 to 1,999 acres.....farms..                                 | 27      | -      | 2         | 2       | -       | -        | 1      |
| .....acres irrigated..   | 10 804  | -      | (D)       | (D)     | -       | -        | (D)    |
| 2,000 acres or more.....farms..                                  | 24      | 1      | -         | 3       | 1       | 1        | -      |
| .....acres irrigated..   | 31 604  | (D)    | -         | 5 156   | (D)     | (D)      | -      |
| 1982 irrigated acres by size of farm:                            |         |        |           |         |         |          |        |
| 1 to 9 acres.....farms..   | -       | 1      | -         | 3       | 2       | -        | 3      |
| .....acres irrigated..   | -       | (D)    | -         | 3       | (D)     | -        | 10     |
| 10 to 49 acres.....farms..                                       | 1       | 2      | 1         | 7       | 7       | -        | 7      |
| .....acres irrigated..   | (D)     | (D)    | (D)       | 24      | 18      | -        | (D)    |
| 50 to 69 acres.....farms..                                       | -       | 2      | 2         | -       | -       | -        | 1      |
| .....acres irrigated..   | -       | (D)    | (D)       | -       | -       | -        | (D)    |
| 70 to 99 acres.....farms..                                       | -       | 2      | 1         | 1       | -       | -        | 4      |
| .....acres irrigated..   | -       | (D)    | (D)       | (D)     | -       | -        | 115    |
| 100 to 139 acres.....farms..                                     | -       | 2      | -         | -       | 3       | 1        | 3      |
| .....acres irrigated..   | -       | (D)    | -         | -       | 30      | (D)      | 31     |
| 140 to 179 acres.....farms..                                     | 1       | 3      | -         | 2       | -       | -        | -      |
| .....acres irrigated..   | (D)     | 47     | -         | (D)     | -       | -        | -      |
| 180 to 219 acres.....farms..                                     | -       | -      | -         | -       | 1       | -        | -      |
| .....acres irrigated..   | -       | -      | -         | -       | (D)     | -        | -      |
| 220 to 259 acres.....farms..                                     | 3       | -      | 1         | -       | -       | -        | -      |
| .....acres irrigated..   | (D)     | -      | (D)       | -       | -       | -        | -      |
| 260 to 499 acres.....farms..                                     | 4       | 1      | 1         | -       | 2       | -        | 4      |
| .....acres irrigated..   | 543     | -      | (D)       | -       | (D)     | -        | 288    |
| 500 to 999 acres.....farms..                                     | 20      | -      | 1         | -       | -       | -        | -      |
| .....acres irrigated..   | 5 795   | -      | (D)       | -       | -       | -        | -      |
| 1,000 to 1,999 acres.....farms..                                 | 23      | 1      | -         | 2       | -       | -        | -      |
| .....acres irrigated..   | 7 436   | (D)    | -         | (D)     | -       | -        | -      |
| 2,000 acres or more.....farms..                                  | 14      | -      | 1         | 3       | -       | -        | -      |
| .....acres irrigated..   | 13 005  | -      | (D)       | 1 833   | -       | -        | -      |

Table 7. Irrigation: 1987 and 1982—Con.

[For meaning of abbreviations and symbols, see introductory text]

| Farms with irrigation   | Greene | Grenada | Hancock | Harrison | Hinds | Holmes | Humphreys |
|---|--------|---------|---------|----------|-------|--------|-----------|
| Farms ..... number, 1987 ..   | 5      | 9       | 7       | 17       | 12    | 45     | 85        |
| ..... number, 1982 ..   | 3      | 7       | 4       | 11       | 19    | 13     | 55        |
| Land in irrigated farms ..... acres, 1987 ..                        | 1 921  | 4 436   | 1 268   | 422      | 2 462 | 89 732 | 106 430   |
| ..... acres, 1982 ..  | 1 225  | 11 742  | 193     | 127      | 5 547 | 25 546 | 69 186    |
| Harvested cropland ..... farms, 1987 ..                             | 4      | 9       | 7       | 17       | 12    | 45     | 84        |
| ..... farms, 1982 ..  | 3      | 7       | 4       | 11       | 19    | 13     | 55        |
| ..... acres, 1987 ..  | 945    | 1 985   | 330     | 55       | 797   | 52 268 | 62 013    |
| ..... acres, 1982 ..  | 831    | 8 397   | 18      | 33       | 2 967 | 15 843 | 55 157    |
| Other cropland, excluding cropland<br>pastured ..... farms, 1987 .. | 4      | 7       | 3       | 6        | 3     | 40     | 76        |
| ..... farms, 1982 ..  | 1      | 3       | 2       | —        | 5     | 9      | 31        |
| ..... acres, 1987 ..  | 167    | 1 740   | 149     | 49       | 175   | 23 593 | 29 944    |
| ..... acres, 1982 ..  | (D)    | 491     | (D)     | —        | 160   | 1 720  | 4 630     |
| Pastureland, excluding woodland pastured<br>..... farms, 1987 ..    | 3      | 2       | 3       | 5        | 6     | 9      | 8         |
| ..... farms, 1982 ..  | 2      | 4       | —       | 3        | 8     | 2      | 2         |
| ..... acres, 1987 ..  | 208    | (D)     | 506     | 95       | 456   | 1 084  | 2 362     |
| ..... acres, 1982 ..  | (D)    | 634     | —       | 13       | 840   | (D)    | (D)       |
| Irrigated land ..... acres, 1987 ..                                 | (D)    | 545     | 143     | 43       | 101   | 25 881 | 28 820    |
| ..... acres, 1982 ..  | (D)    | 3 121   | 17      | 16       | 314   | 6 257  | 15 530    |
| Harvested cropland ..... farms, 1987 ..                             | 4      | 8       | 4       | 12       | 12    | 45     | 84        |
| ..... farms, 1982 ..  | 3      | 7       | 3       | 11       | 19    | 13     | 55        |
| ..... acres, 1987 ..  | (D)    | (D)     | (D)     | 43       | 101   | 25 881 | (D)       |
| ..... acres, 1982 ..  | (D)    | (D)     | (D)     | 16       | 314   | 6 257  | 15 530    |
| Pastureland and other land ..... farms, 1987 ..                     | 1      | 1       | 3       | —        | —     | —      | 2         |
| ..... farms, 1982 ..  | —      | 1       | 1       | —        | —     | —      | —         |
| ..... acres, 1987 ..  | (D)    | (D)     | (D)     | —        | —     | —      | (D)       |
| ..... acres, 1982 ..  | —      | (D)     | (D)     | —        | —     | —      | —         |
| 1987 irrigated acres by size of farm:                               |        |         |         |          |       |        |           |
| 1 to 9 acres ..... farms ..   | —      | 1       | 1       | 6        | 3     | 1      | —         |
| ..... acres irrigated ..  | —      | (D)     | (D)     | 8        | 6     | (D)    | —         |
| 10 to 49 acres ..... farms ..                                       | 1      | 2       | 3       | 10       | —     | —      | 1         |
| ..... acres irrigated ..  | (D)    | (D)     | 28      | (D)      | —     | —      | (D)       |
| 50 to 69 acres ..... farms ..                                       | 1      | —       | —       | —        | 1     | 1      | —         |
| ..... acres irrigated ..  | (D)    | —       | —       | —        | (D)   | (D)    | —         |
| 70 to 99 acres ..... farms ..                                       | 1      | —       | —       | —        | 1     | —      | —         |
| ..... acres irrigated ..  | (D)    | —       | —       | —        | (D)   | —      | —         |
| 100 to 139 acres ..... farms ..                                     | 1      | —       | —       | 1        | 2     | 2      | —         |
| ..... acres irrigated ..  | (D)    | —       | —       | (D)      | (D)   | (D)    | —         |
| 140 to 179 acres ..... farms ..                                     | —      | 1       | —       | —        | 1     | —      | —         |
| ..... acres irrigated ..  | —      | (D)     | —       | —        | (D)   | —      | —         |
| 180 to 219 acres ..... farms ..                                     | —      | —       | —       | —        | 1     | —      | 2         |
| ..... acres irrigated ..  | —      | —       | —       | —        | (D)   | —      | (D)       |
| 220 to 259 acres ..... farms ..                                     | —      | —       | —       | —        | 1     | 1      | 2         |
| ..... acres irrigated ..  | —      | —       | —       | —        | (D)   | (D)    | (D)       |
| 260 to 499 acres ..... farms ..                                     | —      | 2       | 2       | —        | —     | 3      | 15        |
| ..... acres irrigated ..  | —      | (D)     | (D)     | —        | —     | 525    | 2 256     |
| 500 to 999 acres ..... farms ..                                     | —      | 1       | 1       | —        | 2     | 9      | 26        |
| ..... acres irrigated ..  | —      | (D)     | (D)     | —        | (D)   | 2 677  | 5 511     |
| 1,000 to 1,999 acres ..... farms ..                                 | 1      | 1       | —       | —        | —     | 12     | 23        |
| ..... acres irrigated ..  | (D)    | (D)     | —       | —        | —     | 7 099  | 9 233     |
| 2,000 acres or more ..... farms ..                                  | —      | 1       | —       | —        | —     | 16     | 16        |
| ..... acres irrigated ..  | —      | (D)     | —       | —        | —     | 15 324 | 11 194    |
| 1982 irrigated acres by size of farm:                               |        |         |         |          |       |        |           |
| 1 to 9 acres ..... farms ..   | —      | —       | —       | 4        | 1     | —      | —         |
| ..... acres irrigated ..  | —      | —       | —       | 4        | (D)   | —      | —         |
| 10 to 49 acres ..... farms ..                                       | —      | —       | 2       | 7        | 2     | 1      | —         |
| ..... acres irrigated ..  | —      | —       | (D)     | 12       | (D)   | (D)    | —         |
| 50 to 69 acres ..... farms ..                                       | —      | —       | —       | —        | 1     | 1      | —         |
| ..... acres irrigated ..  | —      | —       | —       | —        | (D)   | (D)    | —         |
| 70 to 99 acres ..... farms ..                                       | 1      | 1       | 2       | —        | 3     | —      | 1         |
| ..... acres irrigated ..  | (D)    | (D)     | (D)     | —        | 5     | —      | (D)       |
| 100 to 139 acres ..... farms ..                                     | —      | —       | —       | —        | 3     | 1      | 2         |
| ..... acres irrigated ..  | —      | —       | —       | —        | 27    | (D)    | (D)       |
| 140 to 179 acres ..... farms ..                                     | —      | —       | —       | —        | 4     | —      | —         |
| ..... acres irrigated ..  | —      | —       | —       | —        | 45    | —      | —         |
| 180 to 219 acres ..... farms ..                                     | —      | —       | —       | —        | 3     | 1      | —         |
| ..... acres irrigated ..  | —      | —       | —       | —        | 42    | (D)    | —         |
| 220 to 259 acres ..... farms ..                                     | —      | 1       | —       | —        | —     | —      | 1         |
| ..... acres irrigated ..  | —      | (D)     | —       | —        | —     | —      | (D)       |
| 260 to 499 acres ..... farms ..                                     | 1      | —       | —       | —        | 1     | —      | 6         |
| ..... acres irrigated ..  | (D)    | —       | —       | —        | (D)   | —      | 505       |
| 500 to 999 acres ..... farms ..                                     | 1      | 2       | —       | —        | —     | 1      | 12        |
| ..... acres irrigated ..  | (D)    | (D)     | —       | —        | —     | (D)    | 2 666     |
| 1,000 to 1,999 acres ..... farms ..                                 | —      | —       | —       | —        | —     | 3      | 25        |
| ..... acres irrigated ..  | —      | —       | —       | —        | —     | 1 415  | 8 498     |
| 2,000 acres or more ..... farms ..                                  | —      | 3       | —       | —        | 1     | 5      | 8         |
| ..... acres irrigated ..  | —      | 2 820   | —       | —        | (D)   | 4 210  | 3 589     |

**Table 7. Irrigation: 1987 and 1982—Con.**

[For meaning of abbreviations and symbols, see introductory text]

| Farms with irrigation  | Issaquena | Itawamba | Jackson | Jasper | Jefferson | Jefferson Davis | Jones |
|--|-----------|----------|---------|--------|-----------|-----------------|-------|
| Farms ..... number, 1987..   | 15        | 9        | 8       | 4      | 4         | 6               | 17    |
| ..... number, 1982..   | 7         | 6        | 12      | 8      | 4         | 7               | 7     |
| Land in irrigated farms ..... acres, 1987..                        | 43 721    | 1 117    | 394     | 852    | 758       | 220             | 4 667 |
| ..... acres, 1982..  | 21 012    | 2 605    | 2 513   | 529    | 319       | 481             | 2 233 |
| Harvested cropland ..... farms, 1987..                             | 15        | 9        | 8       | 4      | 2         | 2               | 17    |
| ..... farms, 1982..  | 7         | 6        | 12      | 8      | 4         | 5               | 7     |
| ..... acres, 1987..  | 32 213    | 194      | 58      | 239    | (D)       | (D)             | 394   |
| ..... acres, 1982..  | 16 892    | 2 293    | 1 679   | 99     | 174       | 54              | 470   |
| Other cropland, excluding cropland<br>pastured ..... farms, 1987.. | 14        | 2        | 2       | 1      | 1         | 1               | 2     |
| ..... farms, 1982..  | 4         | 2        | 2       | 3      | -         | 3               | 3     |
| ..... acres, 1987..  | 7 036     | (D)      | (D)     | (D)    | (D)       | (D)             | (D)   |
| ..... acres, 1982..  | 866       | (D)      | (D)     | 59     | -         | 26              | 143   |
| Pastureland, excluding woodland pastured<br>..... farms, 1987..    | 1         | 3        | 2       | 2      | 3         | 6               | 7     |
| ..... farms, 1982..  | -         | 3        | 3       | 5      | 2         | 3               | 4     |
| ..... acres, 1987..  | (D)       | 139      | (D)     | (D)    | 109       | 145             | 2 972 |
| ..... acres, 1982..  | -         | 107      | 184     | 107    | (D)       | 228             | 596   |
| Irrigated land ..... acres, 1987..                                 | 8 149     | 94       | 25      | (D)    | 73        | 132             | 205   |
| ..... acres, 1982..  | 4 025     | 161      | 118     | 39     | 43        | 93              | 56    |
| Harvested cropland ..... farms, 1987..                             | 15        | 9        | 8       | 4      | 2         | -               | 16    |
| ..... farms, 1982..  | 7         | 5        | 10      | 7      | 4         | 4               | 6     |
| ..... acres, 1987..  | 8 149     | 94       | (D)     | (D)    | (D)       | -               | 167   |
| ..... acres, 1982..  | 4 025     | (D)      | (D)     | (D)    | 43        | (D)             | (D)   |
| Pastureland and other land ..... farms, 1987..                     | -         | -        | 1       | -      | 2         | 6               | 3     |
| ..... farms, 1982..  | -         | 1        | 2       | 1      | -         | 3               | 1     |
| ..... acres, 1987..  | -         | -        | (D)     | -      | (D)       | 132             | 38    |
| ..... acres, 1982..  | -         | (D)      | (D)     | (D)    | -         | (D)             | (D)   |
| 1987 irrigated acres by size of farm:                              |           |          |         |        |           |                 |       |
| 1 to 9 acres ..... farms..   | -         | 2        | 2       | -      | -         | -               | 2     |
| ..... acres irrigated..  | -         | (D)      | (D)     | -      | -         | -               | (D)   |
| 10 to 49 acres ..... farms..                                       | -         | 2        | 3       | -      | 2         | 5               | 4     |
| ..... acres irrigated..  | -         | (D)      | 14      | -      | (D)       | (D)             | 22    |
| 50 to 69 acres ..... farms..                                       | -         | 2        | -       | -      | 1         | -               | -     |
| ..... acres irrigated..  | -         | (D)      | -       | -      | (D)       | -               | -     |
| 70 to 99 acres ..... farms..                                       | -         | -        | 2       | -      | -         | 1               | 4     |
| ..... acres irrigated..  | -         | -        | (D)     | -      | -         | (D)             | 62    |
| 100 to 139 acres ..... farms..                                     | -         | 1        | 1       | 1      | -         | -               | 1     |
| ..... acres irrigated..  | -         | (D)      | (D)     | (D)    | -         | -               | (D)   |
| 140 to 179 acres ..... farms..                                     | -         | -        | -       | -      | -         | -               | 2     |
| ..... acres irrigated..  | -         | -        | -       | -      | -         | -               | (D)   |
| 180 to 219 acres ..... farms..                                     | -         | -        | -       | 1      | -         | -               | -     |
| ..... acres irrigated..  | -         | -        | -       | (D)    | -         | -               | -     |
| 220 to 259 acres ..... farms..                                     | -         | -        | -       | 1      | -         | -               | -     |
| ..... acres irrigated..  | -         | -        | -       | (D)    | -         | -               | -     |
| 260 to 499 acres ..... farms..                                     | -         | 2        | -       | 1      | -         | -               | 2     |
| ..... acres irrigated..  | -         | (D)      | -       | (D)    | -         | -               | (D)   |
| 500 to 999 acres ..... farms..                                     | 2         | -        | -       | -      | 1         | -               | 1     |
| ..... acres irrigated..  | (D)       | -        | -       | -      | (D)       | -               | (D)   |
| 1,000 to 1,999 acres ..... farms..                                 | 5         | -        | -       | -      | -         | -               | -     |
| ..... acres irrigated..  | (D)       | -        | -       | -      | -         | -               | -     |
| 2,000 acres or more ..... farms..                                  | 8         | -        | -       | -      | -         | -               | 1     |
| ..... acres irrigated..  | 6 500     | -        | -       | -      | -         | -               | (D)   |
| 1982 irrigated acres by size of farm:                              |           |          |         |        |           |                 |       |
| 1 to 9 acres ..... farms..   | -         | -        | 2       | -      | -         | -               | -     |
| ..... acres irrigated..  | -         | -        | (D)     | -      | -         | -               | -     |
| 10 to 49 acres ..... farms..                                       | -         | 1        | 4       | 4      | 1         | 4               | 1     |
| ..... acres irrigated..  | -         | (D)      | 14      | (D)    | (D)       | 22              | (D)   |
| 50 to 69 acres ..... farms..                                       | -         | 1        | 1       | 1      | 1         | -               | 1     |
| ..... acres irrigated..  | -         | (D)      | (D)     | (D)    | (D)       | -               | (D)   |
| 70 to 99 acres ..... farms..                                       | -         | 2        | 1       | -      | -         | -               | -     |
| ..... acres irrigated..  | -         | (D)      | (D)     | -      | -         | -               | -     |
| 100 to 139 acres ..... farms..                                     | -         | -        | 2       | 3      | 2         | 3               | -     |
| ..... acres irrigated..  | -         | -        | (D)     | 24     | (D)       | 71              | -     |
| 140 to 179 acres ..... farms..                                     | -         | 1        | -       | -      | -         | -               | 1     |
| ..... acres irrigated..  | -         | (D)      | -       | -      | -         | -               | (D)   |
| 180 to 219 acres ..... farms..                                     | -         | -        | -       | -      | -         | -               | 1     |
| ..... acres irrigated..  | -         | -        | -       | -      | -         | -               | (D)   |
| 220 to 259 acres ..... farms..                                     | -         | -        | -       | -      | -         | -               | -     |
| ..... acres irrigated..  | -         | -        | -       | -      | -         | -               | -     |
| 260 to 499 acres ..... farms..                                     | -         | -        | 1       | -      | -         | -               | 1     |
| ..... acres irrigated..  | -         | -        | (D)     | -      | -         | -               | (D)   |
| 500 to 999 acres ..... farms..                                     | -         | -        | -       | -      | -         | -               | 2     |
| ..... acres irrigated..  | -         | -        | -       | -      | -         | -               | (D)   |
| 1,000 to 1,999 acres ..... farms..                                 | 3         | -        | 1       | -      | -         | -               | -     |
| ..... acres irrigated..  | 1 010     | -        | (D)     | -      | -         | -               | -     |
| 2,000 acres or more ..... farms..                                  | 4         | 1        | -       | -      | -         | -               | -     |
| ..... acres irrigated..  | 3 015     | (D)      | -       | -      | -         | -               | -     |



**Table 7. Irrigation: 1987 and 1982—Con.**

[For meaning of abbreviations and symbols, see introductory text]

| Farms with irrigation  | Kemper | Lafayette | Lamar | Lauderdale | Lawrence | Leake | Lee   | Lefflore |
|--|--------|-----------|-------|------------|----------|-------|-------|----------|
| Farms ..... number, 1987..   | 9      | 8         | 6     | 11         | 6        | 4     | 11    | 112      |
| ..... number, 1982..   | 6      | 4         | 2     | 9          | 5        | 3     | 9     | 78       |
| Land in irrigated farms ..... acres, 1987..                        | 1 180  | 1 307     | 5 579 | 1 398      | 419      | 710   | 1 554 | 164 049  |
| ..... acres, 1982..  | 1 306  | 845       | (D)   | 758        | 1 028    | 1 770 | 756   | 151 759  |
| Harvested cropland ..... farms, 1987..                             | 9      | 7         | 6     | 11         | 6        | 4     | 11    | 112      |
| ..... farms, 1982..  | 6      | 4         | 2     | 9          | 5        | 3     | 9     | 78       |
| ..... acres, 1987..  | 99     | 324       | 1 483 | 205        | 126      | 202   | 900   | 107 434  |
| ..... acres, 1982..  | 69     | 48        | (D)   | 130        | 93       | 1 465 | 332   | 119 942  |
| Other cropland, excluding cropland<br>pastured ..... farms, 1987.. | 1      | 3         | 5     | 5          | -        | 1     | 7     | 98       |
| ..... farms, 1982..  | 1      | 1         | 1     | 4          | -        | (D)   | 1     | 52       |
| ..... acres, 1987..  | (D)    | 64        | 264   | 118        | -        | (D)   | 309   | 41 214   |
| ..... acres, 1982..  | (D)    | (D)       | (D)   | 72         | -        | -     | (D)   | 12 927   |
| Pastureland, excluding woodland pastured ..... farms, 1987..       | 6      | 3         | 3     | 5          | 3        | 3     | 8     | 9        |
| ..... farms, 1982..  | 5      | 2         | 1     | 1          | 3        | 2     | 5     | 11       |
| ..... acres, 1987..  | 325    | 268       | 947   | 140        | 85       | 268   | 262   | 1 549    |
| ..... acres, 1982..  | 352    | (D)       | (D)   | (D)        | 419      | (D)   | 202   | 2 616    |
| Irrigated land ..... acres, 1987..                                 | 99     | 99        | (D)   | 82         | 32       | 73    | 59    | 50 540   |
| ..... acres, 1982..  | 40     | 24        | (D)   | 60         | 31       | (D)   | 39    | 46 349   |
| Harvested cropland ..... farms, 1987..                             | 8      | 7         | 6     | 10         | 6        | 4     | 11    | 112      |
| ..... farms, 1982..  | 5      | 4         | 2     | 9          | 5        | 3     | 9     | 78       |
| ..... acres, 1987..  | (D)    | (D)       | (D)   | (D)        | 32       | 73    | 59    | (D)      |
| ..... acres, 1982..  | (D)    | 24        | (D)   | 60         | 31       | (D)   | 39    | (D)      |
| Pastureland and other land ..... farms, 1987..                     | 1      | 1         | -     | 1          | -        | -     | -     | 1        |
| ..... farms, 1982..  | 1      | -         | -     | -          | -        | -     | -     | 1        |
| ..... acres, 1987..  | (D)    | (D)       | -     | (D)        | -        | -     | -     | (D)      |
| ..... acres, 1982..  | (D)    | -         | -     | -          | -        | -     | -     | (D)      |
| 1987 irrigated acres by size of farm:                              |        |           |       |            |          |       |       |          |
| 1 to 9 acres ..... farms   | 1      | 1         | 1     | -          | -        | -     | 2     | -        |
| ..... acres irrigated  | (D)    | (D)       | (D)   | -          | -        | -     | (D)   | -        |
| 10 to 49 acres ..... farms   | 1      | 3         | 3     | 3          | 3        | 1     | 2     | 1        |
| ..... acres irrigated  | (D)    | 33        | 26    | 15         | 20       | (D)   | (D)   | (D)      |
| 50 to 69 acres ..... farms   | -      | 1         | -     | -          | -        | -     | 3     | -        |
| ..... acres irrigated  | -      | (D)       | -     | -          | -        | -     | 7     | -        |
| 70 to 99 acres ..... farms   | 2      | -         | -     | 2          | 2        | -     | 1     | 3        |
| ..... acres irrigated  | (D)    | -         | -     | (D)        | (D)      | -     | (D)   | 86       |
| 100 to 139 acres ..... farms                                       | 1      | 1         | 1     | 3          | 1        | 1     | -     | 3        |
| ..... acres irrigated  | (D)    | (D)       | (D)   | 15         | (D)      | (D)   | -     | 106      |
| 140 to 179 acres ..... farms                                       | 2      | -         | -     | 1          | -        | -     | -     | 2        |
| ..... acres irrigated  | (D)    | -         | -     | (D)        | -        | -     | -     | (D)      |
| 180 to 219 acres ..... farms                                       | -      | -         | -     | -          | -        | -     | -     | -        |
| ..... acres irrigated  | -      | -         | -     | -          | -        | (D)   | -     | -        |
| 220 to 259 acres ..... farms                                       | 1      | -         | -     | 1          | -        | -     | -     | -        |
| ..... acres irrigated  | (D)    | -         | -     | (D)        | -        | -     | -     | -        |
| 260 to 499 acres ..... farms                                       | 1      | 1         | -     | 1          | -        | 1     | 3     | 15       |
| ..... acres irrigated  | (D)    | (D)       | -     | (D)        | -        | (D)   | 36    | (D)      |
| 500 to 999 acres ..... farms                                       | -      | 1         | -     | -          | -        | -     | -     | 32       |
| ..... acres irrigated  | -      | (D)       | -     | -          | -        | -     | -     | 8 796    |
| 1,000 to 1,999 acres ..... farms                                   | -      | -         | -     | -          | -        | -     | -     | 30       |
| ..... acres irrigated  | -      | -         | -     | -          | -        | -     | -     | 18 393   |
| 2,000 acres or more ..... farms                                    | -      | -         | 1     | -          | -        | -     | -     | 26       |
| ..... acres irrigated  | -      | -         | (D)   | -          | -        | -     | -     | 19 857   |
| 1982 irrigated acres by size of farm:                              |        |           |       |            |          |       |       |          |
| 1 to 9 acres ..... farms   | -      | 1         | -     | 2          | -        | -     | 4     | -        |
| ..... acres irrigated  | -      | (D)       | -     | (D)        | -        | -     | (D)   | -        |
| 10 to 49 acres ..... farms   | 1      | -         | -     | 2          | -        | -     | 1     | -        |
| ..... acres irrigated  | (D)    | -         | -     | (D)        | -        | (D)   | (D)   | -        |
| 50 to 69 acres ..... farms   | -      | -         | -     | 1          | -        | -     | -     | 1        |
| ..... acres irrigated  | -      | -         | -     | (D)        | -        | -     | -     | (D)      |
| 70 to 99 acres ..... farms   | 1      | -         | 2     | 2          | -        | -     | 3     | -        |
| ..... acres irrigated  | (D)    | -         | (D)   | (D)        | -        | -     | 32    | -        |
| 100 to 139 acres ..... farms                                       | -      | -         | -     | -          | 2        | -     | -     | -        |
| ..... acres irrigated  | -      | -         | -     | -          | (D)      | -     | -     | -        |
| 140 to 179 acres ..... farms                                       | -      | 1         | -     | 1          | -        | -     | -     | 1        |
| ..... acres irrigated  | -      | (D)       | -     | (D)        | -        | -     | -     | (D)      |
| 180 to 219 acres ..... farms                                       | -      | -         | -     | -          | 1        | -     | -     | 1        |
| ..... acres irrigated  | -      | -         | -     | -          | (D)      | -     | -     | (D)      |
| 220 to 259 acres ..... farms                                       | 2      | -         | -     | -          | -        | -     | -     | 2        |
| ..... acres irrigated  | (D)    | -         | -     | -          | -        | -     | -     | (D)      |
| 260 to 499 acres ..... farms                                       | 2      | 2         | -     | 1          | 2        | -     | 1     | 4        |
| ..... acres irrigated  | (D)    | (D)       | -     | (D)        | (D)      | -     | (D)   | 762      |
| 500 to 999 acres ..... farms                                       | -      | -         | -     | -          | -        | 1     | -     | 11       |
| ..... acres irrigated  | -      | -         | -     | -          | -        | (D)   | -     | 3 461    |
| 1,000 to 1,999 acres ..... farms                                   | -      | -         | -     | -          | -        | 1     | -     | 35       |
| ..... acres irrigated  | -      | -         | -     | -          | -        | (D)   | -     | 18 435   |
| 2,000 acres or more ..... farms                                    | -      | -         | -     | -          | -        | -     | -     | 23       |
| ..... acres irrigated  | -      | -         | -     | -          | -        | -     | -     | 23 265   |

Table 7. Irrigation: 1987 and 1982—Con.

[For meaning of abbreviations and symbols, see introductory text]

| Farms with irrigation  | Lincoln | Lowndes | Madison | Marion | Marshall | Monroe | Montgomery | Neshoba |
|--|---------|---------|---------|--------|----------|--------|------------|---------|
| Farms ..... number, 1987 .....   | 10      | 12      | 17      | 18     | 9        | 19     | 5          | 13      |
| ..... number, 1982 .....   | 6       | 10      | 9       | 11     | 5        | 15     | 3          | 10      |
| Land in irrigated farms ..... acres, 1987 .....                        | 1 034   | 1 652   | 15 182  | 1 954  | 1 204    | 8 210  | 4 113      | 2 394   |
| ..... acres, 1982 .....  | 1 870   | 4 050   | 9 982   | 1 019  | 723      | 5 270  | 494        | 1 199   |
| Harvested cropland ..... farms, 1987 .....                             | 10      | 11      | 16      | 16     | 6        | 19     | 5          | 11      |
| ..... farms, 1982 .....  | 5       | 10      | 9       | 11     | 5        | 15     | 3          | 10      |
| ..... acres, 1987 .....  | 151     | 725     | 4 713   | 418    | 108      | 2 564  | 1 423      | 538     |
| ..... acres, 1982 .....  | 52      | 2 668   | 3 352   | 418    | 136      | 2 938  | 105        | 134     |
| Other cropland, excluding cropland<br>pastured ..... farms, 1987 ..... | 2       | 3       | 7       | 7      | -        | 11     | 3          | 2       |
| ..... farms, 1982 .....  | 2       | 2       | 4       | 2      | 1        | 5      | 1          | 1       |
| ..... acres, 1987 .....  | (D)     | 153     | 2 198   | 136    | -        | 751    | 197        | (D)     |
| ..... acres, 1982 .....  | (D)     | (D)     | 766     | (D)    | (D)      | 270    | (D)        | (D)     |
| Pastureland, excluding woodland pastured ..... farms, 1987 .....       | 5       | 4       | 10      | 11     | 7        | 9      | 4          | 10      |
| ..... farms, 1982 .....  | 2       | 3       | 4       | 6      | 3        | 6      | 2          | 8       |
| ..... acres, 1987 .....  | 416     | 363     | 1 335   | 401    | 534      | 1 997  | 1 269      | 833     |
| ..... acres, 1982 .....  | (D)     | 704     | (D)     | 177    | 285      | 840    | (D)        | 463     |
| Irrigated land ..... acres, 1987 .....                                 | 101     | 320     | 1 167   | 87     | 50       | 864    | 422        | 462     |
| ..... acres, 1982 .....  | (D)     | 610     | (D)     | 245    | 32       | 1 627  | 9          | 98      |
| Harvested cropland ..... farms, 1987 .....                             | 9       | 9       | 16      | 12     | 6        | 19     | 4          | 11      |
| ..... farms, 1982 .....  | 5       | 10      | 9       | 10     | 5        | 15     | 3          | 9       |
| ..... acres, 1987 .....  | (D)     | (D)     | (D)     | 41     | 16       | 864    | (D)        | (D)     |
| ..... acres, 1982 .....  | (D)     | (D)     | (D)     | (D)    | 32       | (D)    | 9          | (D)     |
| Pastureland and other land ..... farms, 1987 .....                     | 1       | 3       | 1       | 6      | 3        | -      | 2          | 2       |
| ..... farms, 1982 .....  | 2       | 2       | -       | 1      | 2        | -      | -          | 1       |
| ..... acres, 1987 .....  | (D)     | (D)     | (D)     | 46     | 34       | -      | (D)        | (D)     |
| ..... acres, 1982 .....  | (D)     | -       | -       | (D)    | -        | (D)    | -          | (D)     |
| 1987 irrigated acres by size of farm:                                  |         |         |         |        |          |        |            |         |
| 1 to 9 acres ..... farms .....   | 1       | 4       | 1       | 3      | 1        | 2      | 1          | -       |
| ..... acres irrigated .....  | (D)     | 5       | (D)     | 3      | (D)      | (D)    | (D)        | -       |
| 10 to 49 acres ..... farms .....                                       | 5       | 3       | 7       | 4      | 2        | 5      | 1          | 2       |
| ..... acres irrigated .....  | (D)     | 47      | 62      | 38     | (D)      | 21     | (D)        | (D)     |
| 50 to 69 acres ..... farms .....                                       | -       | -       | -       | -      | 1        | -      | -          | 2       |
| ..... acres irrigated .....  | -       | -       | -       | -      | (D)      | -      | -          | (D)     |
| 70 to 99 acres ..... farms .....                                       | -       | -       | -       | 3      | 2        | 2      | -          | 1       |
| ..... acres irrigated .....  | -       | -       | -       | 9      | (D)      | (D)    | -          | (D)     |
| 100 to 139 acres ..... farms .....                                     | -       | -       | 2       | 2      | 1        | -      | -          | 2       |
| ..... acres irrigated .....  | -       | -       | (D)     | (D)    | (D)      | -      | -          | (D)     |
| 140 to 179 acres ..... farms .....                                     | 3       | 2       | 1       | 1      | -        | -      | -          | 1       |
| ..... acres irrigated .....  | 22      | (D)     | (D)     | (D)    | -        | -      | -          | (D)     |
| 180 to 219 acres ..... farms .....                                     | -       | -       | 1       | 4      | -        | 1      | -          | 1       |
| ..... acres irrigated .....  | -       | -       | (D)     | 10     | -        | (D)    | -          | (D)     |
| 220 to 259 acres ..... farms .....                                     | -       | 2       | -       | -      | -        | -      | -          | -       |
| ..... acres irrigated .....  | -       | (D)     | -       | -      | -        | -      | -          | -       |
| 260 to 499 acres ..... farms .....                                     | 1       | -       | 2       | 1      | 2        | 5      | -          | 4       |
| ..... acres irrigated .....  | (D)     | -       | (D)     | (D)    | (D)      | 254    | -          | 290     |
| 500 to 999 acres ..... farms .....                                     | -       | 1       | 1       | -      | -        | 2      | -          | -       |
| ..... acres irrigated .....  | -       | (D)     | (D)     | -      | -        | (D)    | -          | -       |
| 1,000 to 1,999 acres ..... farms .....                                 | -       | -       | -       | -      | -        | -      | 3          | -       |
| ..... acres irrigated .....  | -       | -       | -       | -      | -        | -      | (D)        | -       |
| 2,000 acres or more ..... farms .....                                  | -       | -       | 2       | -      | -        | 2      | -          | -       |
| ..... acres irrigated .....  | -       | -       | (D)     | -      | -        | (D)    | -          | -       |
| 1982 irrigated acres by size of farm:                                  |         |         |         |        |          |        |            |         |
| 1 to 9 acres ..... farms .....   | -       | -       | 1       | -      | -        | -      | -          | -       |
| ..... acres irrigated .....  | -       | -       | (D)     | -      | -        | -      | -          | -       |
| 10 to 49 acres ..... farms .....                                       | 2       | -       | 4       | 3      | 2        | 3      | -          | 2       |
| ..... acres irrigated .....  | (D)     | -       | 16      | 10     | (D)      | 15     | -          | (D)     |
| 50 to 69 acres ..... farms .....                                       | 1       | 2       | -       | 3      | -        | 1      | -          | 1       |
| ..... acres irrigated .....  | (D)     | (D)     | -       | 109    | -        | (D)    | -          | (D)     |
| 70 to 99 acres ..... farms .....                                       | 1       | -       | -       | 2      | 1        | 1      | 1          | 3       |
| ..... acres irrigated .....  | (D)     | -       | -       | (D)    | (D)      | (D)    | (D)        | 4       |
| 100 to 139 acres ..... farms .....                                     | 1       | -       | 1       | 1      | -        | 1      | -          | 1       |
| ..... acres irrigated .....  | (D)     | -       | (D)     | (D)    | -        | (D)    | -          | (D)     |
| 140 to 179 acres ..... farms .....                                     | -       | -       | -       | 1      | -        | 1      | -          | 2       |
| ..... acres irrigated .....  | -       | -       | -       | (D)    | -        | (D)    | -          | (D)     |
| 180 to 219 acres ..... farms .....                                     | -       | 1       | 1       | -      | -        | -      | 1          | -       |
| ..... acres irrigated .....  | -       | (D)     | (D)     | -      | -        | -      | (D)        | -       |
| 220 to 259 acres ..... farms .....                                     | -       | 1       | -       | -      | -        | -      | 1          | -       |
| ..... acres irrigated .....  | -       | (D)     | -       | -      | -        | -      | (D)        | -       |
| 260 to 499 acres ..... farms .....                                     | -       | 3       | 1       | 1      | 2        | 4      | -          | 1       |
| ..... acres irrigated .....  | -       | 208     | (D)     | (D)    | (D)      | 370    | -          | (D)     |
| 500 to 999 acres ..... farms .....                                     | -       | 2       | -       | -      | -        | 2      | -          | -       |
| ..... acres irrigated .....  | -       | (D)     | -       | -      | -        | (D)    | -          | -       |
| 1,000 to 1,999 acres ..... farms .....                                 | 1       | 1       | -       | -      | -        | 2      | -          | -       |
| ..... acres irrigated .....  | (D)     | (D)     | -       | -      | -        | (D)    | -          | -       |
| 2,000 acres or more ..... farms .....                                  | -       | -       | 1       | -      | -        | -      | -          | -       |
| ..... acres irrigated .....  | -       | -       | (D)     | -      | -        | -      | -          | -       |

**Table 7. Irrigation: 1987 and 1982—Con.**

[For meaning of abbreviations and symbols, see introductory text]

| Farms with irrigation   | Newton | Noxubee | Oktibbeha | Panola | Pearl River | Perry | Pike  | Pontotoc |
|---|--------|---------|-----------|--------|-------------|-------|-------|----------|
| Farms..... number, 1987..   | 6      | 22      | 9         | 17     | 33          | 4     | 17    | 5        |
| ..... 1982..  | 4      | 6       | 11        | 20     | 21          | 6     | 13    | 5        |
| Land in irrigated farms..... acres, 1987..                        | 1 404  | 23 238  | 9 823     | 20 438 | 3 989       | 1 319 | 2 988 | 1 033    |
| ..... 1982..  | 1 404  | 2 064   | 9 649     | 21 453 | 3 266       | 3 072 | 4 889 | 2 720    |
| Harvested cropland..... farms, 1987..                             | 6      | 22      | 9         | 17     | 33          | 4     | 17    | 3        |
| ..... 1982..  | 4      | 6       | 11        | 19     | 21          | 6     | 11    | 5        |
| ..... acres, 1987..   | 711    | 11 788  | 1 819     | 14 422 | 449         | 134   | 813   | 203      |
| ..... 1982..  | 819    | 1 700   | 1 996     | 15 458 | 586         | 2 027 | 2 383 | 985      |
| Other cropland, excluding cropland<br>pastured..... farms, 1987.. | 3      | 13      | 1         | 13     | 15          | 2     | 5     | 2        |
| ..... 1982..  | 3      | 2       | 3         | 10     | 9           | 3     | 2     | 1        |
| ..... acres, 1987..   | 202    | 2 857   | (D)       | 2 281  | 328         | (D)   | 104   | (D)      |
| ..... 1982..  | 130    | (D)     | 550       | 1 164  | 491         | 27    | (D)   | (D)      |
| Pastureland, excluding woodland pastured..... farms, 1987..       | 3      | 10      | 4         | 5      | 16          | -     | 12    | 3        |
| ..... 1982..  | 2      | 2       | 1         | 12     | 10          | 4     | 9     | 3        |
| ..... acres, 1987..   | 162    | 6 361   | 1 323     | 412    | 1 912       | -     | 885   | 469      |
| ..... 1982..  | (D)    | (D)     | (D)       | 1 608  | 593         | (D)   | 1 132 | 773      |
| Irrigated land..... acres, 1987..                                 | (D)    | 1 701   | 112       | 4 198  | 340         | (D)   | 226   | 121      |
| ..... 1982..  | (D)    | 587     | 128       | 3 313  | 158         | (D)   | 553   | 58       |
| Harvested cropland..... farms, 1987..                             | 6      | 22      | 9         | 17     | 31          | 4     | 14    | 3        |
| ..... 1982..  | 4      | 6       | 11        | 19     | 21          | 6     | 11    | 5        |
| ..... acres, 1987..   | (D)    | 1 701   | 112       | 4 198  | (D)         | (D)   | 193   | (D)      |
| ..... 1982..  | (D)    | 587     | (D)       | (D)    | (D)         | (D)   | 390   | (D)      |
| Pastureland and other land..... farms, 1987..                     | -      | -       | -         | -      | 2           | -     | 3     | 2        |
| ..... 1982..  | -      | -       | 1         | 2      | 1           | -     | 5     | 1        |
| ..... acres, 1987..   | -      | -       | -         | -      | (D)         | -     | 33    | (D)      |
| ..... 1982..  | -      | -       | (D)       | (D)    | (D)         | -     | 163   | (D)      |
| 1987 irrigated acres by size of farm:                             |        |         |           |        |             |       |       |          |
| 1 to 9 acres..... farms..   | -      | -       | 4         | -      | 3           | 1     | -     | 1        |
| ..... acres irrigated..   | -      | -       | 13        | -      | 10          | (D)   | -     | (D)      |
| 10 to 49 acres..... farms..                                       | -      | 2       | 1         | 2      | 12          | 1     | 5     | 1        |
| ..... acres irrigated..   | -      | (D)     | (D)       | (D)    | 76          | (D)   | 34    | (D)      |
| 50 to 69 acres..... farms..                                       | 1      | 1       | -         | -      | 1           | -     | 1     | -        |
| ..... acres irrigated..   | (D)    | (D)     | -         | -      | (D)         | -     | (D)   | -        |
| 70 to 99 acres..... farms..                                       | -      | -       | -         | -      | 4           | -     | 2     | -        |
| ..... acres irrigated..   | -      | -       | -         | -      | 110         | -     | (D)   | -        |
| 100 to 139 acres..... farms..                                     | 4      | 2       | 1         | -      | 8           | -     | 1     | 1        |
| ..... acres irrigated..   | 14     | (D)     | (D)       | -      | 97          | -     | (D)   | (D)      |
| 140 to 179 acres..... farms..                                     | -      | 2       | -         | 1      | 1           | -     | 2     | -        |
| ..... acres irrigated..   | -      | (D)     | -         | (D)    | (D)         | -     | (D)   | -        |
| 180 to 219 acres..... farms..                                     | -      | -       | -         | -      | 2           | -     | 1     | -        |
| ..... acres irrigated..   | -      | -       | -         | -      | (D)         | -     | (D)   | -        |
| 220 to 259 acres..... farms..                                     | -      | -       | -         | -      | -           | -     | -     | -        |
| ..... acres irrigated..   | -      | -       | -         | -      | -           | -     | -     | -        |
| 260 to 499 acres..... farms..                                     | -      | 4       | 2         | 1      | 1           | -     | 4     | 1        |
| ..... acres irrigated..   | -      | 217     | (D)       | (D)    | (D)         | -     | 90    | (D)      |
| 500 to 999 acres..... farms..                                     | 1      | 6       | -         | 6      | -           | 2     | 1     | 1        |
| ..... acres irrigated..   | (D)    | 915     | -         | 1 157  | -           | (D)   | (D)   | (D)      |
| 1,000 to 1,999 acres..... farms..                                 | -      | 3       | -         | 4      | -           | 1     | -     | -        |
| ..... acres irrigated..   | -      | 224     | -         | 1 258  | (D)         | -     | -     | -        |
| 2,000 acres or more..... farms..                                  | -      | 2       | 1         | 3      | -           | -     | -     | -        |
| ..... acres irrigated..   | -      | (D)     | (D)       | 1 615  | -           | -     | -     | -        |
| 1982 irrigated acres by size of farm:                             |        |         |           |        |             |       |       |          |
| 1 to 9 acres..... farms..   | -      | -       | 4         | 2      | -           | 2     | -     | -        |
| ..... acres irrigated..   | -      | -       | 12        | (D)    | -           | (D)   | -     | -        |
| 10 to 49 acres..... farms..                                       | -      | 1       | 3         | 1      | 14          | -     | 5     | 1        |
| ..... acres irrigated..   | -      | (D)     | 31        | (D)    | 31          | -     | 48    | (D)      |
| 50 to 69 acres..... farms..                                       | -      | -       | -         | 1      | 1           | 2     | 1     | -        |
| ..... acres irrigated..   | -      | -       | -         | (D)    | (D)         | (D)   | (D)   | -        |
| 70 to 99 acres..... farms..                                       | 1      | -       | 1         | -      | 2           | -     | 1     | -        |
| ..... acres irrigated..   | (D)    | -       | (D)       | -      | (D)         | -     | (D)   | -        |
| 100 to 139 acres..... farms..                                     | 1      | 2       | -         | -      | 1           | -     | -     | -        |
| ..... acres irrigated..   | (D)    | (D)     | -         | -      | (D)         | -     | -     | -        |
| 140 to 179 acres..... farms..                                     | -      | -       | -         | 1      | -           | -     | -     | -        |
| ..... acres irrigated..   | -      | -       | -         | (D)    | -           | -     | -     | -        |
| 180 to 219 acres..... farms..                                     | -      | -       | 2         | 3      | -           | -     | -     | -        |
| ..... acres irrigated..   | -      | -       | (D)       | 21     | -           | -     | -     | -        |
| 220 to 259 acres..... farms..                                     | -      | -       | -         | 1      | 1           | -     | -     | -        |
| ..... acres irrigated..   | -      | -       | -         | (D)    | (D)         | -     | -     | -        |
| 260 to 499 acres..... farms..                                     | -      | 2       | -         | -      | -           | -     | 2     | -        |
| ..... acres irrigated..   | -      | (D)     | -         | -      | -           | -     | (D)   | -        |
| 500 to 999 acres..... farms..                                     | 2      | 1       | -         | -      | -           | 1     | 2     | 4        |
| ..... acres irrigated..   | (D)    | (D)     | -         | -      | -           | (D)   | (D)   | (D)      |
| 1,000 to 1,999 acres..... farms..                                 | -      | -       | -         | 8      | 2           | -     | 2     | -        |
| ..... acres irrigated..   | -      | -       | -         | 2 474  | (D)         | -     | (D)   | -        |
| 2,000 acres or more..... farms..                                  | -      | -       | 1         | 3      | -           | 1     | -     | -        |
| ..... acres irrigated..   | -      | -       | (D)       | 654    | -           | (D)   | -     | -        |

**Table 7. Irrigation: 1987 and 1982—Con.**

[For meaning of abbreviations and symbols, see introductory text]

| Farms with irrigation  | Prentiss | Quitman | Rankin | Scott | Sharkey | Simpson | Smith | Stone |
|--|----------|---------|--------|-------|---------|---------|-------|-------|
| Farms ..... number, 1987..   | 1        | 85      | 9      | 11    | 32      | 12      | 5     | 9     |
| ..... number, 1982..   | -        | 74      | 6      | 3     | 27      | 7       | 6     | 4     |
| Land in irrigated farms ..... acres, 1987..                        | (D)      | 120 083 | 3 753  | 1 230 | 76 956  | 2 081   | 1 074 | 2 131 |
| ..... acres, 1982..  | -        | 97 160  | 2 144  | 198   | 78 570  | 1 229   | 1 757 | 1 547 |
| Harvested cropland ..... farms, 1987..                             | 1        | 85      | 8      | 8     | 32      | 12      | 4     | 9     |
| ..... farms, 1982..  | -        | 74      | 6      | 3     | 27      | 7       | 6     | 4     |
| ..... acres, 1987..  | (D)      | 86 949  | 798    | 132   | 59 589  | 639     | 347   | 1 119 |
| ..... acres, 1982..  | -        | 82 915  | 834    | 62    | 67 422  | 681     | 870   | 457   |
| Other cropland, excluding cropland<br>pastured ..... farms, 1987.. | -        | 76      | 3      | 3     | 29      | 5       | -     | 6     |
| ..... farms, 1982..  | -        | 41      | -      | 2     | 16      | 2       | 3     | 3     |
| ..... acres, 1987..  | -        | 22 901  | 383    | 231   | 15 137  | 93      | -     | 290   |
| ..... acres, 1982..  | -        | 6 222   | -      | (D)   | 2 459   | (D)     | 60    | 644   |
| Pastureland, excluding woodland pastured ..... farms, 1987..       | -        | 12      | 5      | 7     | 1       | 6       | 3     | 5     |
| ..... farms, 1982..  | -        | 8       | 5      | 1     | 2       | 6       | 2     | 1     |
| ..... acres, 1987..  | -        | 3 453   | 1 754  | 399   | (D)     | 279     | 382   | 17    |
| ..... acres, 1982..  | -        | 1 486   | (D)    | (D)   | (D)     | 200     | (D)   | (D)   |
| Irrigated land ..... acres, 1987..                                 | (D)      | 33 786  | (D)    | 210   | 10 857  | 114     | 74    | (D)   |
| ..... acres, 1982..  | -        | 24 159  | (D)    | 9     | 9 198   | 28      | 92    | (D)   |
| Harvested cropland ..... farms, 1987..                             | 1        | 85      | 8      | 8     | 32      | 12      | 4     | 9     |
| ..... farms, 1982..  | -        | 74      | 3      | 3     | 27      | 7       | 6     | 4     |
| ..... acres, 1987..  | (D)      | (D)     | (D)    | 81    | 10 857  | (D)     | (D)   | (D)   |
| ..... acres, 1982..  | -        | (D)     | (D)    | 9     | 9 198   | 28      | (D)   | (D)   |
| Pastureland and other land ..... farms, 1987..                     | -        | 2       | 1      | 3     | -       | 1       | 1     | -     |
| ..... farms, 1982..  | -        | 1       | -      | -     | -       | -       | 1     | -     |
| ..... acres, 1987..  | -        | (D)     | (D)    | 129   | -       | (D)     | (D)   | -     |
| ..... acres, 1982..  | -        | (D)     | -      | -     | -       | -       | (D)   | -     |
| 1987 irrigated acres by size of farm:                              |          |         |        |       |         |         |       |       |
| 1 to 9 acres ..... farms..   | -        | 1       | 1      | 1     | -       | 1       | -     | -     |
| ..... acres irrigated..  | -        | (D)     | (D)    | (D)   | -       | (D)     | -     | -     |
| 10 to 49 acres ..... farms..                                       | -        | -       | 1      | 4     | -       | 6       | 2     | 4     |
| ..... acres irrigated..  | -        | -       | (D)    | 45    | -       | 22      | (D)   | 4     |
| 50 to 69 acres ..... farms..                                       | -        | -       | 1      | -     | 1       | 1       | -     | 1     |
| ..... acres irrigated..  | -        | -       | (D)    | -     | (D)     | (D)     | -     | (D)   |
| 70 to 99 acres ..... farms..                                       | 1        | 3       | 2      | 2     | -       | -       | 1     | -     |
| ..... acres irrigated..  | (D)      | 193     | (D)    | (D)   | -       | -       | (D)   | -     |
| 100 to 139 acres ..... farms..                                     | -        | -       | -      | 2     | -       | -       | -     | 1     |
| ..... acres irrigated..  | -        | -       | -      | (D)   | -       | -       | -     | (D)   |
| 140 to 179 acres ..... farms..                                     | -        | -       | 2      | 1     | -       | 1       | 1     | -     |
| ..... acres irrigated..  | -        | -       | (D)    | (D)   | -       | (D)     | (D)   | -     |
| 180 to 219 acres ..... farms..                                     | -        | 1       | 1      | -     | -       | 1       | -     | -     |
| ..... acres irrigated..  | -        | (D)     | (D)    | -     | -       | (D)     | -     | -     |
| 220 to 259 acres ..... farms..                                     | -        | 2       | -      | -     | -       | -       | -     | 1     |
| ..... acres irrigated..  | -        | (D)     | -      | -     | -       | -       | -     | (D)   |
| 260 to 499 acres ..... farms..                                     | -        | 17      | -      | -     | 2       | 1       | -     | -     |
| ..... acres irrigated..  | -        | (D)     | -      | -     | (D)     | (D)     | -     | -     |
| 500 to 999 acres ..... farms..                                     | -        | 19      | -      | 1     | 9       | -       | 1     | 1     |
| ..... acres irrigated..  | -        | 2 434   | -      | (D)   | 1 350   | -       | (D)   | (D)   |
| 1,000 to 1,999 acres ..... farms..                                 | -        | 22      | -      | -     | 10      | 1       | -     | 1     |
| ..... acres irrigated..  | -        | 6 640   | -      | -     | 3 132   | (D)     | -     | (D)   |
| 2,000 acres or more ..... farms..                                  | -        | 20      | 1      | -     | 10      | -       | -     | -     |
| ..... acres irrigated..  | -        | 22 219  | (D)    | -     | 6 118   | -       | -     | -     |
| 1982 irrigated acres by size of farm:                              |          |         |        |       |         |         |       |       |
| 1 to 9 acres ..... farms..   | -        | 2       | 1      | -     | -       | -       | -     | -     |
| ..... acres irrigated..  | -        | (D)     | (D)    | -     | -       | -       | -     | -     |
| 10 to 49 acres ..... farms..                                       | -        | -       | 1      | 2     | -       | 3       | 1     | 1     |
| ..... acres irrigated..  | -        | -       | (D)    | (D)   | -       | 19      | (D)   | (D)   |
| 50 to 69 acres ..... farms..                                       | -        | 1       | -      | -     | -       | 1       | -     | -     |
| ..... acres irrigated..  | -        | (D)     | -      | -     | -       | (D)     | -     | -     |
| 70 to 99 acres ..... farms..                                       | -        | 2       | -      | -     | -       | 1       | 1     | -     |
| ..... acres irrigated..  | -        | (D)     | -      | -     | -       | (D)     | (D)   | -     |
| 100 to 139 acres ..... farms..                                     | -        | 2       | -      | 1     | -       | -       | 2     | -     |
| ..... acres irrigated..  | -        | (D)     | -      | (D)   | -       | -       | (D)   | -     |
| 140 to 179 acres ..... farms..                                     | -        | 1       | -      | -     | -       | -       | -     | 1     |
| ..... acres irrigated..  | -        | (D)     | -      | -     | -       | -       | -     | (D)   |
| 180 to 219 acres ..... farms..                                     | -        | 2       | -      | -     | -       | -       | -     | -     |
| ..... acres irrigated..  | -        | (D)     | -      | -     | -       | -       | -     | -     |
| 220 to 259 acres ..... farms..                                     | -        | 5       | -      | -     | -       | -       | -     | -     |
| ..... acres irrigated..  | -        | 394     | -      | -     | -       | -       | -     | -     |
| 260 to 499 acres ..... farms..                                     | -        | 5       | 3      | -     | -       | 2       | -     | 1     |
| ..... acres irrigated..  | -        | 704     | 100    | -     | -       | (D)     | -     | (D)   |
| 500 to 999 acres ..... farms..                                     | -        | 17      | -      | -     | 3       | -       | 2     | -     |
| ..... acres irrigated..  | -        | 3 020   | -      | -     | 349     | -       | (D)   | -     |
| 1,000 to 1,999 acres ..... farms..                                 | -        | 20      | 1      | -     | 11      | -       | -     | 1     |
| ..... acres irrigated..  | -        | 6 176   | (D)    | -     | 2 748   | -       | -     | (D)   |
| 2,000 acres or more ..... farms..                                  | -        | 17      | -      | -     | 13      | -       | -     | -     |
| ..... acres irrigated..  | -        | 13 361  | -      | -     | 6 101   | -       | -     | -     |

**Table 7. Irrigation: 1987 and 1982—Con.**

[For meaning of abbreviations and symbols, see introductory text]

| Farms with irrigation                          |                 | Sunflower | Tallahatchie | Tate  | Tippah | Tishomingo | Tunica  | Union | Walthall |
|--|-----------------|-----------|--------------|-------|--------|------------|---------|-------|----------|
| Farms  | number, 1987    | 234       | 93           | 9     | 5      | 6          | 82      | 8     | 18       |
|  | 1982            | 161       | 48           | 9     | -      | 2          | 71      | 4     | 4        |
| Land in irrigated farms                        | acres, 1987     | 262 219   | 132 013      | 7 860 | 428    | 404        | 186 989 | 888   | 1 048    |
|  | 1982            | 234 183   | 91 426       | 5 390 | -      | (D)        | 147 127 | 605   | 641      |
| Harvested cropland                             | farms, 1987     | 234       | 93           | 9     | 5      | 6          | 82      | 8     | 18       |
|  | 1982            | 160       | 48           | 9     | -      | 2          | 71      | 4     | 4        |
|  | acres, 1987     | 171 198   | 99 465       | 5 301 | 118    | 70         | 145 117 | 387   | 207      |
|  | 1982            | 192 576   | 75 962       | 3 949 | -      | (D)        | 128 505 | 127   | 333      |
| Other cropland, excluding cropland<br>pastured | farms, 1987     | 212       | 77           | 6     | 2      | 3          | 77      | 2     | 5        |
|  | 1982            | 100       | 29           | 3     | -      | 2          | 47      | 1     | 1        |
|  | acres, 1987     | 72 062    | 19 365       | 631   | (D)    | 19         | 22 871  | (D)   | 39       |
|  | 1982            | 17 188    | 4 755        | 334   | -      | (D)        | 7 294   | (D)   | (D)      |
| Pastureland, excluding woodland pastured       | farms, 1987     | 25        | 15           | 2     | 2      | 3          | 19      | 3     | 9        |
|  | 1982            | 29        | 11           | 3     | -      | 1          | 9       | -     | 1        |
|  | acres, 1987     | 3 528     | 5 345        | (D)   | (D)    | 80         | 6 147   | 158   | 446      |
|  | 1982            | 5 352     | 1 823        | 408   | -      | (D)        | 2 022   | -     | (D)      |
| Irrigated land                                 | acres, 1987     | 90 260    | 47 958       | 852   | 102    | 91         | 39 868  | 126   | 158      |
|  | 1982            | 72 492    | 25 017       | 675   | -      | (D)        | 27 697  | 24    | 78       |
| Harvested cropland                             | farms, 1987     | 234       | 93           | 9     | 5      | 6          | 82      | 8     | 15       |
|  | 1982            | 160       | 48           | 9     | -      | 2          | 71      | 4     | 4        |
|  | acres, 1987     | (D)       | (D)          | 852   | (D)    | (D)        | (D)     | 126   | (D)      |
|  | 1982            | 72 308    | 25 017       | 675   | -      | (D)        | 27 697  | 24    | 78       |
| Pastureland and other land                     | farms, 1987     | 2         | 3            | -     | 1      | 1          | 2       | -     | 3        |
|  | 1982            | 3         | -            | -     | -      | -          | -       | -     | -        |
|  | acres, 1987     | (D)       | (D)          | -     | (D)    | (D)        | (D)     | -     | (D)      |
|  | 1982            | 184       | -            | -     | -      | -          | -       | -     | -        |
| 1987 irrigated acres by size of farm:          |                 |           |              |       |        |            |         |       |          |
| 1 to 9 acres                                   | farms           | 1         | 1            | -     | 1      | 1          | -       | -     | 3        |
|  | acres irrigated | (D)       | (D)          | -     | (D)    | (D)        | -       | -     | 3        |
| 10 to 49 acres                                 | farms           | 5         | 2            | 1     | 1      | 2          | -       | 5     | 6        |
|  | acres irrigated | 109       | (D)          | (D)   | (D)    | (D)        | -       | 54    | 26       |
| 50 to 69 acres                                 | farms           | 2         | 1            | 1     | 1      | 1          | -       | -     | 3        |
|  | acres irrigated | (D)       | (D)          | (D)   | (D)    | (D)        | -       | -     | 12       |
| 70 to 99 acres                                 | farms           | 2         | -            | -     | -      | -          | 1       | -     | 3        |
|  | acres irrigated | (D)       | -            | -     | -      | -          | (D)     | -     | 76       |
| 100 to 139 acres                               | farms           | 6         | 1            | 1     | -      | 1          | 3       | -     | 2        |
|  | acres irrigated | 558       | (D)          | (D)   | -      | (D)        | (D)     | -     | (D)      |
| 140 to 179 acres                               | farms           | 6         | 3            | -     | 1      | 1          | -       | -     | -        |
|  | acres irrigated | 508       | 250          | -     | (D)    | (D)        | -       | -     | -        |
| 180 to 219 acres                               | farms           | 4         | 2            | -     | 1      | -          | -       | 1     | -        |
|  | acres irrigated | 300       | (D)          | -     | (D)    | -          | -       | (D)   | -        |
| 220 to 259 acres                               | farms           | 6         | -            | -     | -      | -          | -       | 1     | 1        |
|  | acres irrigated | 513       | -            | -     | -      | -          | -       | (D)   | (D)      |
| 260 to 499 acres                               | farms           | 33        | 22           | 1     | -      | -          | 5       | 1     | -        |
|  | acres irrigated | 5 274     | 3 695        | (D)   | -      | -          | 469     | (D)   | -        |
| 500 to 999 acres                               | farms           | 82        | 23           | 1     | -      | -          | 10      | -     | -        |
|  | acres irrigated | 18 884    | 6 139        | (D)   | -      | -          | 1 186   | -     | -        |
| 1,000 to 1,999 acres                           | farms           | 59        | 19           | 2     | -      | -          | 26      | -     | -        |
|  | acres irrigated | 29 606    | 10 194       | (D)   | -      | -          | 8 571   | -     | -        |
| 2,000 acres or more                            | farms           | 28        | 19           | 2     | -      | -          | 37      | -     | -        |
|  | acres irrigated | 34 369    | 27 421       | (D)   | -      | -          | 29 464  | -     | -        |
| 1982 irrigated acres by size of farm:          |                 |           |              |       |        |            |         |       |          |
| 1 to 9 acres                                   | farms           | -         | 2            | 2     | -      | -          | -       | -     | 1        |
|  | acres irrigated | -         | (D)          | (D)   | -      | -          | -       | -     | (D)      |
| 10 to 49 acres                                 | farms           | 1         | -            | 2     | -      | 1          | -       | 1     | -        |
|  | acres irrigated | (D)       | -            | (D)   | -      | (D)        | -       | (D)   | -        |
| 50 to 69 acres                                 | farms           | -         | -            | -     | -      | -          | -       | -     | 1        |
|  | acres irrigated | -         | -            | -     | -      | -          | -       | -     | (D)      |
| 70 to 99 acres                                 | farms           | -         | -            | -     | -      | -          | -       | -     | -        |
|  | acres irrigated | -         | -            | -     | -      | -          | -       | -     | -        |
| 100 to 139 acres                               | farms           | 4         | 3            | 1     | -      | -          | 1       | 1     | 1        |
|  | acres irrigated | 197       | 190          | (D)   | -      | -          | (D)     | (D)   | (D)      |
| 140 to 179 acres                               | farms           | 3         | 1            | -     | -      | -          | -       | 1     | -        |
|  | acres irrigated | 110       | (D)          | -     | -      | -          | -       | (D)   | -        |
| 180 to 219 acres                               | farms           | 2         | 1            | -     | -      | -          | -       | -     | -        |
|  | acres irrigated | (D)       | (D)          | -     | -      | -          | -       | -     | -        |
| 220 to 259 acres                               | farms           | 1         | 1            | -     | -      | 1          | -       | -     | -        |
|  | acres irrigated | (D)       | (D)          | -     | -      | (D)        | -       | -     | -        |
| 260 to 499 acres                               | farms           | 16        | 2            | -     | -      | -          | 6       | 1     | 1        |
|  | acres irrigated | 3 045     | (D)          | -     | -      | -          | (D)     | (D)   | (D)      |
| 500 to 999 acres                               | farms           | 33        | 4            | 2     | -      | -          | 10      | -     | -        |
|  | acres irrigated | 9 467     | 1 308        | (D)   | -      | -          | 1 689   | -     | -        |
| 1,000 to 1,999 acres                           | farms           | 70        | 14           | 2     | -      | -          | 24      | -     | -        |
|  | acres irrigated | 34 209    | 5 062        | (D)   | -      | -          | 8 377   | -     | -        |
| 2,000 acres or more                            | farms           | 31        | 20           | -     | -      | -          | 30      | -     | -        |
|  | acres irrigated | 25 105    | 18 216       | -     | -      | -          | 16 097  | -     | -        |

**Table 7. Irrigation: 1987 and 1982—Con.**

[For meaning of abbreviations and symbols, see introductory text]

| Farms with irrigation  | Warren | Washington | Wayne | Webster | Wilkinson | Winston | Yalobusha | Yazoo  |
|--|--------|------------|-------|---------|-----------|---------|-----------|--------|
| Farms ----- number, 1987..   | 2      | 157        | 4     | 4       | 4         | 3       | 7         | 43     |
| 1982..   | 5      | 122        | 2     | 2       | 3         | 5       | 1         | 23     |
| Land in irrigated farms ----- acres, 1987..                        | (D)    | 237 803    | 170   | 749     | 3 180     | 2 961   | 4 985     | 57 351 |
| 1982..   | 5 003  | 196 643    | (D)   | (D)     | 330       | 2 912   | (D)       | 37 833 |
| Harvested cropland ----- farms, 1987..                             | 2      | 157        | 4     | 4       | 4         | 3       | 7         | 43     |
| 1982..   | 5      | 122        | 2     | 2       | 3         | 5       | 1         | 23     |
| acres, 1987..  | (D)    | 163 571    | 23    | 127     | 951       | 377     | 1 671     | 36 153 |
| 1982..   | 2 027  | 165 642    | (D)   | (D)     | 23        | 1 081   | (D)       | 30 089 |
| Other cropland, excluding cropland<br>pastured ----- farms, 1987.. | 1      | 141        | 1     | 2       | -         | 1       | 3         | 36     |
| 1982..   | 3      | 80         | -     | -       | 1         | 2       | -         | 12     |
| acres, 1987..  | (D)    | 53 596     | (D)   | (D)     | -         | (D)     | 824       | 11 538 |
| 1982..   | 851    | 11 739     | -     | -       | (D)       | (D)     | -         | 2 419  |
| Pastureland, excluding woodland pastured ----- farms, 1987..       | 1      | 10         | 2     | 2       | 1         | 2       | 2         | 8      |
| 1982..   | 2      | 12         | 1     | 2       | -         | 3       | 1         | 7      |
| acres, 1987..  | (D)    | 3 135      | (D)   | (D)     | (D)       | (D)     | (D)       | 2 852  |
| 1982..   | (D)    | 1 601      | (D)   | (D)     | -         | (D)     | (D)       | 1 108  |
| Irrigated land ----- acres, 1987..                                 | (D)    | 66 616     | (D)   | 88      | (D)       | (D)     | (D)       | 9 572  |
| 1982..   | (D)    | 44 986     | (D)   | (D)     | 3         | (D)     | (D)       | 6 814  |
| Harvested cropland ----- farms, 1987..                             | 2      | 157        | 4     | 4       | 4         | 3       | 7         | 43     |
| 1982..   | 4      | 122        | 2     | 2       | 2         | 5       | 1         | 23     |
| acres, 1987..  | (D)    | (D)        | 19    | (D)     | (D)       | (D)     | (D)       | (D)    |
| 1982..   | (D)    | 44 896     | (D)   | (D)     | 3         | (D)     | (D)       | 6 814  |
| Pastureland and other land ----- farms, 1987..                     | -      | 3          | 1     | 1       | -         | -       | -         | 1      |
| 1982..   | 1      | 3          | -     | -       | -         | -       | -         | -      |
| acres, 1987..  | (D)    | (D)        | (D)   | (D)     | -         | -       | -         | (D)    |
| 1982..   | (D)    | 90         | -     | -       | -         | -       | -         | -      |
| 1987 irrigated acres by size of farm:                              |        |            |       |         |           |         |           |        |
| 1 to 9 acres ----- farms..   | -      | 1          | 1     | -       | -         | 1       | 1         | 2      |
| acres irrigated..  | (D)    | (D)        | (D)   | -       | -         | (D)     | (D)       | (D)    |
| 10 to 49 acres ----- farms..                                       | 1      | 3          | 1     | 1       | 2         | -       | -         | -      |
| acres irrigated..  | (D)    | 34         | (D)   | (D)     | (D)       | -       | -         | -      |
| 50 to 69 acres ----- farms..                                       | -      | 2          | 1     | 1       | -         | -       | 3         | -      |
| acres irrigated..  | -      | (D)        | (D)   | (D)     | -         | -       | 6         | -      |
| 70 to 99 acres ----- farms..                                       | -      | 3          | 1     | 1       | -         | -       | -         | -      |
| acres irrigated..  | -      | 43         | (D)   | (D)     | -         | -       | -         | -      |
| 100 to 139 acres ----- farms..                                     | -      | 2          | -     | -       | 1         | -       | -         | 1      |
| acres irrigated..  | -      | (D)        | -     | -       | (D)       | -       | -         | (D)    |
| 140 to 179 acres ----- farms..                                     | -      | -          | -     | -       | -         | 1       | -         | 5      |
| acres irrigated..  | -      | -          | -     | -       | -         | (D)     | -         | 451    |
| 180 to 219 acres ----- farms..                                     | -      | 2          | -     | -       | -         | -       | 1         | 1      |
| acres irrigated..  | -      | (D)        | -     | -       | -         | -       | (D)       | (D)    |
| 220 to 259 acres ----- farms..                                     | -      | 2          | -     | -       | -         | -       | -         | -      |
| acres irrigated..  | -      | (D)        | -     | -       | -         | -       | -         | -      |
| 260 to 499 acres ----- farms..                                     | -      | 10         | -     | -       | -         | -       | -         | 4      |
| acres irrigated..  | -      | 1 778      | -     | -       | -         | -       | -         | 655    |
| 500 to 999 acres ----- farms..                                     | -      | 42         | -     | 1       | -         | -       | -         | 5      |
| acres irrigated..  | -      | 11 054     | -     | (D)     | -         | -       | -         | 574    |
| 1,000 to 1,999 acres ----- farms..                                 | 1      | 48         | -     | -       | -         | -       | 1         | 16     |
| acres irrigated..  | (D)    | 20 814     | -     | -       | -         | -       | (D)       | 3 400  |
| 2,000 acres or more ----- farms..                                  | -      | 42         | -     | -       | 1         | 1       | 1         | 9      |
| acres irrigated..  | -      | 32 240     | -     | -       | (D)       | (D)     | (D)       | 4 480  |
| 1982 irrigated acres by size of farm:                              |        |            |       |         |           |         |           |        |
| 1 to 9 acres ----- farms..   | -      | 2          | 1     | -       | -         | 1       | -         | -      |
| acres irrigated..  | -      | (D)        | (D)   | -       | -         | (D)     | -         | -      |
| 10 to 49 acres ----- farms..                                       | 1      | 3          | -     | 1       | -         | 1       | -         | -      |
| acres irrigated..  | (D)    | 36         | -     | (D)     | -         | (D)     | -         | -      |
| 50 to 69 acres ----- farms..                                       | 1      | 2          | -     | -       | 2         | 1       | -         | -      |
| acres irrigated..  | (D)    | (D)        | -     | -       | (D)       | (D)     | -         | -      |
| 70 to 99 acres ----- farms..                                       | -      | 2          | -     | 1       | -         | -       | 1         | -      |
| acres irrigated..  | -      | (D)        | -     | (D)     | -         | -       | (D)       | -      |
| 100 to 139 acres ----- farms..                                     | -      | 4          | -     | -       | -         | 1       | -         | 1      |
| acres irrigated..  | -      | 168        | -     | -       | -         | (D)     | -         | (D)    |
| 140 to 179 acres ----- farms..                                     | -      | -          | -     | -       | -         | -       | -         | -      |
| acres irrigated..  | -      | -          | -     | -       | -         | -       | -         | -      |
| 180 to 219 acres ----- farms..                                     | -      | 1          | -     | -       | 1         | -       | -         | -      |
| acres irrigated..  | -      | (D)        | -     | -       | (D)       | -       | -         | -      |
| 220 to 259 acres ----- farms..                                     | 1      | -          | -     | -       | -         | -       | -         | 1      |
| acres irrigated..  | (D)    | -          | -     | -       | -         | -       | -         | (D)    |
| 260 to 499 acres ----- farms..                                     | -      | 10         | -     | -       | -         | -       | -         | 4      |
| acres irrigated..  | -      | 2 432      | -     | -       | -         | -       | -         | (D)    |
| 500 to 999 acres ----- farms..                                     | -      | 18         | 1     | -       | -         | -       | -         | -      |
| acres irrigated..  | -      | 3 932      | (D)   | -       | -         | -       | -         | -      |
| 1,000 to 1,999 acres ----- farms..                                 | 1      | 44         | -     | -       | -         | -       | -         | 9      |
| acres irrigated..  | (D)    | 17 827     | -     | -       | -         | -       | -         | 3 071  |
| 2,000 acres or more ----- farms..                                  | 1      | 36         | -     | -       | -         | 1       | -         | 8      |
| acres irrigated..  | (D)    | 20 283     | -     | -       | -         | (D)     | -         | 3 273  |

**Table 8. Machinery and Equipment on Place: 1987 and 1982**

[Data are based on a sample of farms. For meaning of abbreviations and symbols, see introductory text]

| All Farms   | Mississippi | Adams  | Alcorn | Amite  | Attala | Benton | Bolivar |
|---|-------------|--------|--------|--------|--------|--------|---------|
| <b>VALUE OF MACHINERY AND EQUIPMENT</b>                                   |             |        |        |        |        |        |         |
| Estimated market value of all machinery and equipment ----- farms, 1987.. | 34 023      | 154    | 434    | 528    | 427    | 233    | 478     |
| ----- farms, 1982..   | 42 343      | 213    | 588    | 693    | 564    | 309    | 528     |
| ----- \$1,000, 1987..   | 1 187 399   | 4 438  | 8 795  | 11 812 | 10 547 | 7 481  | 50 342  |
| ----- farms, 1982..   | 1 485 514   | 8 550  | 13 634 | 13 756 | 11 052 | 10 274 | 71 564  |
| Average per farm ----- dollars, 1987..                                    | 34 900      | 28 819 | 20 264 | 22 371 | 24 701 | 32 108 | 105 317 |
| ----- farms, 1982..   | 35 083      | 40 140 | 23 188 | 19 850 | 19 586 | 33 248 | 135 539 |
| <b>Farms by value group:</b>  |             |        |        |        |        |        |         |
| \$1 to \$9,999 ----- farms, 1987..  | 12 943      | 76     | 214    | 172    | 109    | 98     | 54      |
| ----- farms, 1982..   | 19 521      | 121    | 321    | 360    | 339    | 106    | 88      |
| \$10,000 to \$19,999 ----- farms, 1987..                                  | 7 230       | 37     | 50     | 177    | 129    | 34     | 61      |
| ----- farms, 1982..   | 7 711       | 22     | 92     | 105    | 113    | 73     | 26      |
| \$20,000 to \$29,999 ----- farms, 1987..                                  | 4 432       | 10     | 90     | 52     | 64     | 45     | 56      |
| ----- farms, 1982..   | 4 274       | 14     | 52     | 119    | 50     | 18     | 47      |
| \$30,000 to \$49,999 ----- farms, 1987..                                  | 3 506       | 17     | 36     | 64     | 81     | 15     | 16      |
| ----- farms, 1982..   | 3 501       | 12     | 27     | 61     | 13     | 53     | 37      |
| \$50,000 to \$69,999 ----- farms, 1987..                                  | 2 045       | 2      | 22     | 40     | 24     | 22     | 91      |
| ----- farms, 1982..   | 2 062       | 15     | 48     | 13     | 17     | 15     | 41      |
| \$70,000 to \$99,999 ----- farms, 1987..                                  | 1 170       | 2      | 14     | 4      | 4      | 5      | 62      |
| ----- farms, 1982..   | 1 478       | 6      | 22     | 9      | 9      | 25     | 37      |
| \$100,000 to \$199,999 ----- farms, 1987..                                | 1 656       | 6      | 4      | 14     | 11     | 6      | 70      |
| ----- farms, 1982..   | 2 283       | 14     | 22     | 23     | 10     | 13     | 110     |
| \$200,000 or more ----- farms, 1987..                                     | 1 041       | 4      | 4      | 5      | 5      | 8      | 68      |
| ----- farms, 1982..   | 1 513       | 9      | 4      | 3      | 13     | 6      | 142     |
| \$200,000 to \$499,999 ----- farms, 1987..                                | 864         | 3      | 4      | 5      | 5      | 7      | 52      |
| ----- farms, 1982..   | 177         | 1      | -      | -      | -      | 1      | 16      |
| \$500,000 or more ----- farms, 1987..                                     |             |        |        |        |        |        |         |
| ----- farms, 1982..   |             |        |        |        |        |        |         |
| <b>SELECTED MACHINERY AND EQUIPMENT</b>                                   |             |        |        |        |        |        |         |
| Motortrucks, including pickups ----- farms, 1987..                        | 28 929      | 123    | 341    | 388    | 387    | 206    | 424     |
| ----- farms, 1982..   | 35 396      | 174    | 522    | 573    | 475    | 265    | 495     |
| ----- number, 1987..  | 50 617      | 198    | 574    | 592    | 648    | 344    | 1 183   |
| ----- number, 1982..  | 58 959      | 287    | 821    | 758    | 655    | 469    | 1 518   |
| Wheel tractors ----- farms, 1987..  | 30 458      | 127    | 402    | 481    | 374    | 189    | 424     |
| ----- farms, 1982..   | 35 760      | 154    | 524    | 500    | 510    | 282    | 461     |
| ----- number, 1987..  | 62 506      | 240    | 653    | 785    | 785    | 443    | 1 581   |
| ----- number, 1982..  | 70 139      | 349    | 835    | 924    | 816    | 642    | 2 101   |
| Less than 40 horsepower (PTO) ----- farms, 1987..                         | 16 014      | 74     | 185    | 257    | 184    | 94     | 114     |
| ----- farms, 1982..   | 20 803      | (D)    | 242    | 298    | 224    | 172    | 175     |
| 40 horsepower (PTO) or more ----- farms, 1987..                           | 20 607      | 77     | 256    | 285    | 293    | 127    | 397     |
| ----- farms, 1982..   | 41 703      | (D)    | 411    | 487    | 561    | 271    | 1 406   |
| Grain and bean combines <sup>1</sup> ----- farms, 1987..                  | 5 315       | 28     | 112    | 30     | 47     | 24     | 297     |
| ----- farms, 1982..   | 6 880       | 53     | 140    | 25     | 61     | 117    | 345     |
| ----- number, 1987..  | 7 371       | 52     | 159    | 44     | 57     | 33     | 488     |
| ----- number, 1982..  | 9 685       | 87     | 171    | 33     | 80     | 174    | 622     |
| Cottonpickers and strippers ----- farms, 1987..                           | 2 808       | 5      | 12     | -      | 36     | 45     | 172     |
| ----- farms, 1982..   | 3 142       | 5      | 17     | -      | 48     | 47     | 190     |
| ----- number, 1987..  | 4 660       | 6      | 12     | -      | 51     | 55     | 304     |
| ----- number, 1982..  | 5 656       | 15     | 24     | -      | 64     | 51     | 407     |
| Mower conditioners ----- farms, 1987..                                    | 6 992       | 20     | 98     | 79     | 91     | 35     | 47      |
| ----- farms, 1982..   | 7 077       | 53     | 134    | 164    | 75     | 28     | 45      |
| ----- number, 1987..  | 8 029       | 28     | 129    | 103    | 104    | 35     | 58      |
| ----- number, 1982..  | 7 949       | 57     | 134    | 204    | 76     | 28     | 78      |
| Pickup balers ----- farms, 1987..   | 8 587       | 40     | 101    | 137    | 161    | 53     | 3       |
| ----- farms, 1982..   | 9 023       | 63     | 116    | 164    | 101    | 55     | 23      |
| ----- number, 1987..  | 10 222      | 53     | 128    | 177    | 189    | 53     | (D)     |
| ----- number, 1982..  | 10 509      | 87     | 138    | 183    | 120    | 61     | 24      |
| <b>1987 INVENTORY</b>   |             |        |        |        |        |        |         |
| <b>Manufactured 1983 to 1987:</b>   |             |        |        |        |        |        |         |
| Motortrucks, including pickups ----- farms..                              | 10 975      | 59     | 102    | 139    | 136    | 56     | 241     |
| ----- number..  | 13 932      | 65     | 115    | 188    | 156    | 78     | 376     |
| Wheel tractors ----- farms..  | 5 553       | 26     | 18     | 64     | 33     | 12     | 118     |
| ----- number..  | 8 708       | 32     | 18     | 96     | 34     | 28     | 267     |
| Less than 40 horsepower (PTO) ----- farms..                               | 1 997       | 20     | 7      | 7      | 12     | 3      | 10      |
| ----- number..  | 2 333       | (D)    | (D)    | 8      | 12     | 3      | 18      |
| 40 horsepower (PTO) or more ----- farms..                                 | 3 964       | 6      | 17     | 58     | 22     | 9      | 114     |
| ----- number..  | 6 375       | (D)    | (D)    | 88     | 22     | 25     | 249     |
| Grain and bean combines ----- farms..                                     | 870         | 7      | 1      | 1      | 1      | 7      | 99      |
| ----- number..  | 1 109       | 11     | (D)    | (D)    | (D)    | 8      | 129     |
| Cottonpickers and strippers ----- farms..                                 | 725         | 1      | 1      | -      | 10     | 12     | 20      |
| ----- number..  | 1 090       | (D)    | (D)    | -      | 10     | 14     | 40      |
| Mower conditioners ----- farms..  | 2 079       | 2      | 8      | 36     | 38     | 2      | 10      |
| ----- number..  | 2 284       | (D)    | 8      | 39     | 38     | (D)    | 10      |
| Pickup balers ----- farms..   | 1 937       | -      | 13     | 20     | 28     | -      | 2       |
| ----- number..  | 2 137       | -      | 13     | 29     | 28     | -      | (D)     |
| <b>Manufactured prior to 1983:</b>  |             |        |        |        |        |        |         |
| Motortrucks, including pickups ----- farms..                              | 23 223      | 92     | 273    | 299    | 308    | 169    | 338     |
| ----- number..  | 36 685      | 133    | 459    | 404    | 492    | 266    | 807     |
| Wheel tractors ----- farms..  | 27 802      | 110    | 389    | 459    | 364    | 186    | 399     |
| ----- number..  | 53 798      | 208    | 635    | 689    | 751    | 415    | 1 314   |
| Less than 40 horsepower (PTO) ----- farms..                               | 14 448      | 59     | 184    | 251    | 173    | 91     | 105     |
| ----- number..  | 18 470      | 65     | (D)    | 290    | 212    | 169    | 157     |
| 40 horsepower (PTO) or more ----- farms..                                 | 18 593      | 75     | 243    | 264    | 293    | 124    | 371     |
| ----- number..  | 35 328      | 143    | (D)    | 399    | 539    | 246    | 1 157   |
| Grain and bean combines ----- farms..                                     | 4 685       | 22     | 112    | 29     | 46     | 19     | 236     |
| ----- number..  | 6 262       | 41     | (D)    | (D)    | (D)    | 25     | 359     |
| Cottonpickers and strippers ----- farms..                                 | 2 384       | 4      | 11     | -      | 29     | 34     | 165     |
| ----- number..  | 3 570       | (D)    | (D)    | -      | 41     | 41     | 264     |
| Mower conditioners ----- farms..  | 5 090       | 18     | 90     | 52     | 53     | 33     | 41      |
| ----- number..  | 5 745       | (D)    | 121    | 64     | 66     | (D)    | 48      |
| Pickup balers ----- farms..   | 7 040       | 40     | 95     | 121    | 142    | 53     | 1       |
| ----- number..  | 8 085       | 53     | 115    | 148    | 161    | 53     | (D)     |

See footnotes at end of table.

**Table 8. Machinery and Equipment on Place: 1987 and 1982—Con.**

[Data are based on a sample of farms. For meaning of abbreviations and symbols, see introductory text]

| All Farms   | Calhoun | Carroll | Chickasaw | Choctaw | Claiborne | Clarke | Clay   |
|---|---------|---------|-----------|---------|-----------|--------|--------|
| <b>VALUE OF MACHINERY AND EQUIPMENT</b>                                   |         |         |           |         |           |        |        |
| Estimated market value of all machinery and equipment ----- farms, 1987-- | 419     | 431     | 447       | 228     | 216       | 352    | 392    |
| ----- farms, 1982--   | 502     | 490     | 564       | 332     | 258       | 445    | 458    |
| ----- \$1,000, 1987--   | 16 678  | 13 609  | 12 379    | 5 199   | 5 783     | 5 819  | 12 239 |
| ----- \$1,000, 1982--   | 18 590  | 15 337  | 21 353    | 5 343   | 8 228     | 7 438  | 15 774 |
| Average per farm ----- dollars, 1987--                                    | 39 805  | 31 576  | 27 693    | 22 805  | 26 773    | 16 532 | 31 222 |
| ----- dollars, 1982--   | 37 032  | 31 299  | 37 860    | 16 094  | 31 890    | 16 715 | 34 441 |
| <b>Farms by value group:</b>  |         |         |           |         |           |        |        |
| \$1 to \$9,999 ----- farms, 1987--  | 127     | 175     | 112       | 117     | 92        | 151    | 129    |
| ----- farms, 1982--   | 195     | 246     | 195       | 195     | 142       | 280    | 172    |
| \$10,000 to \$19,999 ----- farms, 1987--                                  | 65      | 127     | 116       | 28      | 26        | 65     | 90     |
| ----- farms, 1982--   | 91      | 75      | 122       | 47      | 40        | 71     | 86     |
| \$20,000 to \$29,999 ----- farms, 1987--                                  | 68      | 34      | 76        | 26      | 48        | 85     | 90     |
| ----- farms, 1982--   | 94      | 39      | 56        | 34      | 15        | 10     | 65     |
| \$30,000 to \$49,999 ----- farms, 1987--                                  | 62      | 17      | 45        | 26      | 38        | 40     | 10     |
| ----- farms, 1982--   | 25      | 41      | 62        | 43      | 28        | 67     | 49     |
| \$50,000 to \$69,999 ----- farms, 1987--                                  | 38      | 25      | 74        | 24      | 2         | 5      | 26     |
| ----- farms, 1982--   | 11      | 34      | 53        | 5       | 17        | 29     | 15     |
| \$70,000 to \$99,999 ----- farms, 1987--                                  | 12      | 12      | 9         | 3       | 2         | 6      | 2      |
| ----- farms, 1982--   | 21      | 3       | 30        | 1       | 3         | 2      | 13     |
| \$100,000 to \$199,999 ----- farms, 1987--                                | 32      | 34      | 13        | 2       | 5         | -      | 39     |
| ----- farms, 1982--   | 45      | 40      | 16        | 6       | 5         | 6      | 46     |
| \$200,000 or more ----- farms, 1987--                                     | 15      | 7       | 2         | 2       | 3         | -      | 6      |
| ----- farms, 1982--   | 20      | 12      | 30        | 1       | 8         | -      | 12     |
| \$200,000 to \$499,999 ----- farms, 1987--                                | 14      | 6       | 2         | 1       | 2         | -      | 5      |
| ----- farms, 1982--   | 1       | 1       | -         | 1       | 1         | -      | 1      |
| \$500,000 or more ----- farms, 1987--                                     | 1       | 1       | -         | 1       | 1         | -      | 1      |
| <b>SELECTED MACHINERY AND EQUIPMENT</b>                                   |         |         |           |         |           |        |        |
| Motortrucks, including pickups ----- farms, 1987--                        | 340     | 319     | 370       | 187     | 201       | 312    | 341    |
| ----- farms, 1982--   | 450     | 380     | 493       | 275     | 195       | 364    | 374    |
| ----- number, 1987--  | 705     | 607     | 601       | 321     | 350       | 485    | 660    |
| ----- number, 1982--  | 768     | 572     | 898       | 410     | 292       | 528    | 638    |
| Wheel tractors ----- farms, 1987--  | 399     | 406     | 437       | 219     | 165       | 284    | 324    |
| ----- farms, 1982--   | 461     | 419     | 476       | 285     | 175       | 337    | 383    |
| ----- number, 1987--  | 950     | 825     | 821       | 404     | 315       | 485    | 672    |
| ----- number, 1982--  | 971     | 807     | 968       | 422     | 362       | 526    | 693    |
| Less than 40 horsepower (PTO) ----- farms, 1987--                         | 187     | 254     | 153       | 146     | 78        | 177    | 183    |
| ----- farms, 1982--   | 271     | 351     | 206       | 185     | 131       | 250    | 236    |
| 40 horsepower (PTO) or more ----- farms, 1987--                           | 290     | 251     | 377       | 131     | 102       | 162    | 229    |
| ----- farms, 1982--   | 679     | 474     | 615       | 219     | 184       | 235    | 436    |
| Grain and bean combines <sup>1</sup> ----- farms, 1987--                  | 117     | 54      | 127       | 13      | 23        | 11     | 91     |
| ----- farms, 1982--   | 129     | 90      | 147       | 27      | 35        | 38     | 112    |
| ----- number, 1987--  | 147     | 60      | 137       | 21      | 40        | 11     | 143    |
| ----- number, 1982--  | 157     | 115     | 174       | 28      | 50        | 56     | 148    |
| Cottonpickers and strippers ----- farms, 1987--                           | 42      | 50      | 6         | 13      | 1         | -      | 1      |
| ----- farms, 1982--   | 79      | 69      | 1         | 2       | 8         | -      | -      |
| ----- number, 1987--  | 66      | 69      | 6         | 14      | (D)       | -      | (D)    |
| ----- number, 1982--  | 105     | 87      | (D)       | (D)     | 8         | -      | -      |
| Mower conditioners ----- farms, 1987--                                    | 107     | 129     | 93        | 44      | 21        | 99     | 82     |
| ----- farms, 1982--   | 76      | 62      | 102       | 40      | 63        | 71     | 112    |
| ----- number, 1987--  | 107     | 150     | 95        | 48      | 34        | 105    | 97     |
| ----- number, 1982--  | 78      | 70      | 105       | 41      | 66        | 115    | 131    |
| Pickup balers ----- farms, 1987--   | 125     | 145     | 132       | 75      | 67        | 130    | 149    |
| ----- farms, 1982--   | 107     | 94      | 167       | 81      | 56        | 121    | 128    |
| ----- number, 1987--  | 153     | 210     | 167       | 106     | 91        | 141    | 165    |
| ----- number, 1982--  | 127     | 101     | 187       | 83      | 69        | 143    | 154    |
| <b>1987 INVENTORY</b>   |         |         |           |         |           |        |        |
| <b>Manufactured 1983 to 1987:</b>   |         |         |           |         |           |        |        |
| Motortrucks, including pickups ----- farms--                              | 146     | 126     | 161       | 68      | 75        | 110    | 122    |
| ----- number--  | 176     | 160     | 179       | 78      | 98        | 115    | 155    |
| Wheel tractors ----- farms--  | 46      | 36      | 63        | 22      | 10        | 51     | 66     |
| ----- number--  | 86      | 46      | 109       | 26      | 11        | 72     | 72     |
| Less than 40 horsepower (PTO) ----- farms--                               | 17      | 3       | 22        | 10      | 8         | 21     | 31     |
| ----- number--  | 17      | 3       | 22        | 10      | (D)       | 21     | 31     |
| 40 horsepower (PTO) or more ----- farms--                                 | 38      | 34      | 52        | 13      | 2         | 30     | 35     |
| ----- number--  | 69      | 43      | 87        | 16      | (D)       | 30     | 41     |
| Grain and bean combines ----- farms--                                     | 10      | 1       | 18        | 2       | 2         | -      | 19     |
| ----- number--  | 11      | (D)     | 18        | (D)     | (D)       | -      | 19     |
| Cottonpickers and strippers ----- farms--                                 | 13      | 10      | -         | -       | -         | -      | -      |
| ----- number--  | 13      | 10      | -         | -       | -         | -      | -      |
| Mower conditioners ----- farms--  | 18      | 21      | 21        | 10      | 11        | 41     | 17     |
| ----- number--  | 18      | 21      | 23        | 11      | 11        | 41     | 17     |
| Pickup balers ----- farms--   | 32      | 19      | 28        | 10      | 11        | 50     | 29     |
| ----- number--  | 32      | 20      | 40        | 10      | 11        | 50     | 40     |
| <b>Manufactured prior to 1983:</b>  |         |         |           |         |           |        |        |
| Motortrucks, including pickups ----- farms--                              | 273     | 278     | 290       | 155     | 162       | 249    | 293    |
| ----- number--  | 529     | 447     | 422       | 243     | 252       | 370    | 505    |
| Wheel tractors ----- farms--  | 382     | 383     | 404       | 201     | 157       | 247    | 308    |
| ----- number--  | 864     | 779     | 712       | 378     | 304       | 434    | 600    |
| Less than 40 horsepower (PTO) ----- farms--                               | 180     | 251     | 142       | 136     | 72        | 169    | 175    |
| ----- number--  | 254     | 348     | 184       | 175     | (D)       | 229    | 205    |
| 40 horsepower (PTO) or more ----- farms--                                 | 273     | 229     | 344       | 122     | 100       | 133    | 221    |
| ----- number--  | 610     | 431     | 528       | 203     | (D)       | 205    | 395    |
| Grain and bean combines ----- farms--                                     | 112     | 54      | 112       | 12      | 21        | 11     | 88     |
| ----- number--  | 136     | (D)     | 119       | (D)     | (D)       | 11     | 124    |
| Cottonpickers and strippers ----- farms--                                 | 34      | 45      | 6         | 13      | 1         | -      | 1      |
| ----- number--  | 53      | 59      | 6         | 14      | (D)       | -      | (D)    |
| Mower conditioners ----- farms--  | 89      | 109     | 72        | 34      | 10        | 63     | 66     |
| ----- number--  | 89      | 129     | 72        | 37      | 23        | 64     | 80     |
| Pickup balers ----- farms--   | 101     | 127     | 116       | 65      | 66        | 90     | 121    |
| ----- number--  | 121     | 190     | 127       | 96      | 80        | 91     | 125    |

See footnotes at end of table.



**Table 8. Machinery and Equipment on Place: 1987 and 1982—Con.**

[Data are based on a sample of farms. For meaning of abbreviations and symbols, see introductory text.]

| All Farms  | Coahoma | Copiah | Covington | De Soto | Forrest | Franklin | George |
|--|---------|--------|-----------|---------|---------|----------|--------|
| <b>VALUE OF MACHINERY AND EQUIPMENT</b>                  |         |        |           |         |         |          |        |
| Estimated market value of all machinery and equipment    |         |        |           |         |         |          |        |
| ..... farms, 1987..                                      | 236     | 556    | 464       | 502     | 279     | 171      | 340    |
| ..... farms, 1982..                                      | 309     | 708    | 614       | 632     | 365     | 228      | 397    |
| ..... \$1,000, 1987..                                    | 28 141  | 11 046 | 7 854     | 19 663  | 5 982   | 4 533    | 7 920  |
| ..... \$1,000, 1982..                                    | 32 959  | 16 068 | 11 301    | 21 409  | 6 559   | 4 686    | 10 585 |
| Average per farm..... dollars, 1987..                    | 119 243 | 19 866 | 16 926    | 39 169  | 21 440  | 26 508   | 23 295 |
| ..... dollars, 1982..                                    | 106 662 | 22 695 | 18 406    | 33 675  | 17 971  | 20 554   | 26 662 |
| <b>Farms by value group:</b>                             |         |        |           |         |         |          |        |
| \$1 to \$9,999..... 1987..                               | 17      | 332    | 202       | 198     | 123     | 67       | 108    |
| ..... 1982..   | 62      | 386    | 293       | 307     | 167     | 113      | 168    |
| \$10,000 to \$19,999..... 1987..                         | 38      | 76     | 185       | 112     | 73      | 21       | 117    |
| ..... 1982..   | 26      | 138    | 152       | 130     | 103     | 61       | 91     |
| \$20,000 to \$29,999..... 1987..                         | 8       | 51     | 24        | 81      | 30      | 34       | 32     |
| ..... 1982..   | 1       | 50     | 78        | 48      | 39      | 23       | 46     |
| \$30,000 to \$49,999..... 1987..                         | 28      | 48     | 35        | 26      | 20      | 35       | 20     |
| ..... 1982..   | 26      | 55     | 49        | 37      | 34      | 6        | 31     |
| \$50,000 to \$69,999..... 1987..                         | 41      | 18     | 5         | 31      | 3       | -        | 43     |
| ..... 1982..   | 42      | 38     | 16        | 49      | 14      | 15       | 26     |
| \$70,000 to \$99,999..... 1987..                         | 20      | 11     | 4         | 12      | 26      | 10       | 16     |
| ..... 1982..   | 34      | 19     | 3         | 8       | 4       | 1        | 8      |
| \$100,000 to \$199,999..... 1987..                       | 29      | 15     | 5         | 25      | 3       | 2        | 2      |
| ..... 1982..   | 65      | 8      | 21        | 27      | 2       | 7        | 24     |
| \$200,000 or more..... 1987..                            | 55      | 5      | 4         | 17      | 1       | 2        | 2      |
| ..... 1982..   | 53      | 14     | 2         | 26      | 2       | 2        | 3      |
| \$200,000 to \$499,999..... 1987..                       | 49      | 3      | 3         | 13      | -       | 2        | 2      |
| ..... 1982..   | 6       | 2      | 1         | 4       | 1       | -        | -      |
| <b>SELECTED MACHINERY AND EQUIPMENT</b>                  |         |        |           |         |         |          |        |
| Motortrucks, including pickups..... farms, 1987..        | 215     | 400    | 411       | 406     | 238     | 131      | 316    |
| ..... farms, 1982..                                      | 252     | 623    | 516       | 533     | 321     | 189      | 355    |
| ..... number, 1987..                                     | 572     | 556    | 597       | 725     | 358     | 218      | 511    |
| ..... number, 1982..                                     | 652     | 939    | 788       | 1 006   | 491     | 269      | 484    |
| Wheel tractors..... farms, 1987..                        | 221     | 496    | 396       | 472     | 277     | 164      | 317    |
| ..... farms, 1982..                                      | 253     | 608    | 509       | 508     | 299     | 201      | 343    |
| ..... number, 1987..                                     | 946     | 766    | 703       | 931     | 380     | 317      | 513    |
| ..... number, 1982..                                     | 1 189   | 983    | 897       | 1 128   | 414     | 335      | 507    |
| Less than 40 horsepower (PTO)..... farms, 1987..         | 58      | 182    | 265       | 232     | 187     | 114      | 164    |
| ..... farms, 1982..                                      | 153     | 237    | 325       | 288     | 196     | 159      | 197    |
| 40 horsepower (PTO) or more..... farms, 1987..           | 188     | 368    | 270       | 321     | 127     | 83       | 224    |
| ..... farms, 1982..                                      | 793     | 529    | 378       | 643     | 184     | 158      | 316    |
| Grain and bean combines <sup>1</sup> ..... farms, 1987.. | 118     | 7      | 38        | 83      | 43      | 24       | 49     |
| ..... farms, 1982..                                      | 123     | 44     | 66        | 78      | 43      | 16       | 64     |
| ..... number, 1987..                                     | 178     | 13     | 44        | 125     | 49      | 35       | 49     |
| ..... number, 1982..                                     | 201     | 56     | 84        | 117     | 44      | 21       | 64     |
| Cottonpickers and strippers..... farms, 1987..           | 118     | 4      | 9         | 27      | -       | 1        | -      |
| ..... farms, 1982..                                      | 159     | 12     | 6         | 24      | -       | 1        | -      |
| ..... number, 1987..                                     | 246     | 5      | 9         | 48      | -       | (D)      | -      |
| ..... number, 1982..                                     | 360     | 15     | 6         | 48      | -       | (D)      | -      |
| Mower conditioners..... farms, 1987..                    | 22      | 60     | 88        | 132     | 100     | 43       | 49     |
| ..... farms, 1982..                                      | 8       | 100    | 105       | 156     | 17      | 53       | 59     |
| ..... number, 1987..                                     | 24      | 80     | 99        | 138     | 124     | 51       | 49     |
| ..... number, 1982..                                     | 10      | 121    | 129       | 172     | 24      | 53       | 63     |
| Pickup balers..... farms, 1987..                         | 5       | 120    | 146       | 132     | 101     | 67       | 71     |
| ..... farms, 1982..                                      | 19      | 157    | 129       | 172     | 90      | 68       | 79     |
| ..... number, 1987..                                     | 7       | 173    | 165       | 154     | 114     | 76       | 80     |
| ..... number, 1982..                                     | 20      | 203    | 148       | 200     | 106     | 71       | 93     |
| <b>1987 INVENTORY</b>                                    |         |        |           |         |         |          |        |
| <b>Manufactured 1983 to 1987:</b>                        |         |        |           |         |         |          |        |
| Motortrucks, including pickups..... farms..              | 139     | 169    | 164       | 181     | 101     | 54       | 117    |
| ..... number..   | 240     | 195    | 185       | 307     | 107     | 70       | 124    |
| Wheel tractors..... farms..                              | 63      | 124    | 51        | 71      | 29      | 34       | 61     |
| ..... number..   | 184     | 135    | 58        | 166     | 54      | 34       | 76     |
| Less than 40 horsepower (PTO)..... farms..               | 25      | 41     | 26        | 34      | 10      | 20       | 26     |
| ..... number..   | 55      | 43     | 26        | 35      | 10      | 20       | 27     |
| 40 horsepower (PTO) or more..... farms..                 | 44      | 87     | 31        | 53      | 20      | 14       | 43     |
| ..... number..   | 129     | 92     | 32        | 131     | 44      | 14       | 48     |
| Grain and bean combines..... farms..                     | 36      | 1      | 13        | 13      | 16      | 9        | 2      |
| ..... number..   | 65      | (D)    | 14        | 23      | 17      | 16       | (D)    |
| Cottonpickers and strippers..... farms..                 | 39      | 1      | 1         | 10      | -       | 1        | -      |
| ..... number..   | 55      | (D)    | (D)       | 16      | -       | (D)      | -      |
| Mower conditioners..... farms..                          | 17      | 13     | 34        | 46      | 39      | 15       | 11     |
| ..... number..   | 17      | 13     | 34        | 46      | 52      | 15       | 11     |
| Pickup balers..... farms..                               | -       | 25     | 27        | 51      | 13      | 22       | 11     |
| ..... number..   | -       | 25     | 27        | 52      | 25      | 23       | 11     |
| <b>Manufactured prior to 1983:</b>                       |         |        |           |         |         |          |        |
| Motortrucks, including pickups..... farms..              | 157     | 296    | 302       | 289     | 213     | 101      | 259    |
| ..... number..   | 332     | 361    | 412       | 418     | 251     | 148      | 387    |
| Wheel tractors..... farms..                              | 194     | 409    | 376       | 458     | 274     | 151      | 273    |
| ..... number..   | 762     | 631    | 645       | 765     | 326     | 283      | 438    |
| Less than 40 horsepower (PTO)..... farms..               | 36      | 152    | 244       | 218     | 177     | 101      | 145    |
| ..... number..   | 98      | 194    | 299       | 253     | 186     | 139      | 170    |
| 40 horsepower (PTO) or more..... farms..                 | 178     | 296    | 249       | 312     | 124     | 83       | 184    |
| ..... number..   | 664     | 437    | 346       | 512     | 140     | 144      | 268    |
| Grain and bean combines..... farms..                     | 87      | 7      | 27        | 73      | 28      | 17       | 47     |
| ..... number..   | 113     | (D)    | 30        | 102     | 32      | 19       | (D)    |
| Cottonpickers and strippers..... farms..                 | 90      | 3      | 8         | 23      | -       | -        | -      |
| ..... number..   | 191     | (D)    | (D)       | 32      | -       | -        | -      |
| Mower conditioners..... farms..                          | 6       | 58     | 54        | 86      | 71      | 29       | 38     |
| ..... number..   | 7       | 67     | 65        | 92      | 72      | 36       | 38     |
| Pickup balers..... farms..                               | 5       | 115    | 125       | 87      | 88      | 45       | 60     |
| ..... number..   | 7       | 148    | 138       | 102     | 89      | 53       | 69     |

See footnotes at end of table.

**Table 8. Machinery and Equipment on Place: 1987 and 1982—Con.**

[Data are based on a sample of farms. For meaning of abbreviations and symbols, see introductory text.]

| All Farms   | Greene | Grenada | Hancock | Harrison | Hinds  | Holmes | Humphreys |
|---|--------|---------|---------|----------|--------|--------|-----------|
| <b>VALUE OF MACHINERY AND EQUIPMENT</b>                                   |        |         |         |          |        |        |           |
| Estimated market value of all machinery and equipment ----- farms, 1987.. | 309    | 233     | 208     | 238      | 799    | 420    | 325       |
| ----- farms, 1982..   | 376    | 276     | 243     | 332      | 976    | 505    | 346       |
| ----- \$1,000, 1987..   | 4 332  | 7 436   | 3 235   | 3 366    | 21 045 | 24 212 | 30 615    |
| ----- farms, 1982..   | 5 679  | 8 766   | 4 312   | 5 686    | 26 704 | 30 161 | 39 967    |
| Average per farm ----- dollars, 1987..                                    | 14 021 | 31 913  | 15 553  | 14 143   | 26 339 | 57 648 | 94 200    |
| ----- farms, 1982..   | 15 103 | 31 759  | 17 745  | 17 127   | 27 361 | 59 725 | 115 511   |
| <b>Farms by value group:</b>  |        |         |         |          |        |        |           |
| \$1 to \$9,999 ----- farms, 1987..  | 140    | 104     | 103     | 102      | 354    | 189    | 54        |
| ----- farms, 1982..   | 200    | 144     | 101     | 238      | 497    | 190    | 41        |
| \$10,000 to \$19,999 ----- farms, 1987..                                  | 115    | 38      | 56      | 88       | 164    | 44     | 15        |
| ----- farms, 1982..   | 77     | 48      | 67      | 18       | 196    | 109    | 59        |
| \$20,000 to \$29,999 ----- farms, 1987..                                  | 1      | 36      | 14      | 24       | 108    | 56     | 38        |
| ----- farms, 1982..   | 66     | 14      | 27      | 39       | 128    | 31     | 20        |
| \$30,000 to \$49,999 ----- farms, 1987..                                  | 48     | 22      | 31      | 17       | 93     | 16     | 52        |
| ----- farms, 1982..   | 20     | 35      | 27      | 12       | 44     | 24     | 39        |
| \$50,000 to \$69,999 ----- farms, 1987..                                  | 1      | 3       | 3       | 6        | 33     | 11     | 39        |
| ----- farms, 1982..   | 8      | 4       | 13      | -        | 53     | 31     | 39        |
| \$70,000 to \$99,999 ----- farms, 1987..                                  | 2      | 14      | -       | -        | 15     | 28     | 28        |
| ----- farms, 1982..   | 2      | 4       | 7       | 13       | 16     | 10     | 25        |
| \$100,000 to \$199,999 ----- farms, 1987..                                | 2      | 9       | -       | 1        | 19     | 44     | 57        |
| ----- farms, 1982..   | 2      | 18      | 1       | 12       | 22     | 64     | 53        |
| \$200,000 or more ----- farms, 1987..                                     | -      | 7       | 1       | -        | 13     | 32     | 42        |
| ----- farms, 1982..   | 1      | 9       | -       | -        | 20     | 46     | 70        |
| \$200,000 to \$499,999 ----- farms, 1987..                                | -      | 7       | 1       | -        | 10     | 26     | 33        |
| ----- farms, 1982..   | -      | -       | -       | -        | 3      | 6      | 9         |
| \$500,000 or more ----- farms, 1987..                                     | -      | -       | -       | -        | -      | -      | -         |
| ----- farms, 1982..   | -      | -       | -       | -        | -      | -      | -         |
| <b>SELECTED MACHINERY AND EQUIPMENT</b>                                   |        |         |         |          |        |        |           |
| Motortrucks, including pickups ----- farms, 1987..                        | 247    | 212     | 184     | 206      | 610    | 382    | 287       |
| ----- farms, 1982..   | 322    | 229     | 161     | 286      | 931    | 368    | 306       |
| ----- number, 1987..  | 291    | 356     | 253     | 247      | 1 162  | 709    | 794       |
| ----- number, 1982..  | 435    | 361     | 209     | 389      | 1 413  | 679    | 794       |
| Wheel tractors ----- farms, 1987..  | 290    | 232     | 190     | 174      | 666    | 351    | 302       |
| ----- farms, 1982..   | 328    | 238     | 236     | 267      | 850    | 432    | 301       |
| ----- number, 1987..  | 417    | 454     | 286     | 263      | 1 282  | 857    | 1 245     |
| ----- number, 1982..  | 434    | 438     | 317     | 383      | 1 519  | 939    | 1 343     |
| Less than 40 horsepower (PTO) ----- farms, 1987..                         | 216    | 116     | 96      | 124      | 286    | 192    | 68        |
| ----- farms, 1982..   | 256    | 141     | 114     | 163      | 364    | 242    | 145       |
| 40 horsepower (PTO) or more ----- farms, 1987..                           | 135    | 148     | 115     | 66       | 503    | 223    | 279       |
| ----- farms, 1982..   | 161    | 313     | 152     | 100      | 918    | 615    | 1 100     |
| Grain and bean combines <sup>1</sup> ----- farms, 1987..                  | 1      | 55      | 14      | 5        | 61     | 71     | 101       |
| ----- farms, 1982..   | 3      | 41      | 8       | 13       | 97     | 154    | 139       |
| ----- number, 1987..  | (D)    | 62      | 15      | (D)      | 78     | 85     | 150       |
| ----- number, 1982..  | 3      | 49      | 8       | 16       | 152    | 211    | 198       |
| Cottonpickers and strippers ----- farms, 1987..                           | -      | 40      | -       | -        | 43     | 100    | 91        |
| ----- farms, 1982..   | -      | 27      | -       | -        | 35     | 140    | 129       |
| ----- number, 1987..  | -      | 66      | -       | -        | 57     | 183    | 181       |
| ----- number, 1982..  | -      | 40      | -       | -        | 68     | 228    | 259       |
| Mower conditioners ----- farms, 1987..                                    | 33     | 17      | 37      | 19       | 218    | 45     | 36        |
| ----- farms, 1982..   | 53     | 92      | 61      | 24       | 217    | 52     | 41        |
| ----- number, 1987..  | 33     | 27      | 49      | 35       | 241    | 53     | 54        |
| ----- number, 1982..  | 53     | 107     | 62      | 24       | 238    | 71     | 46        |
| Pickup balers ----- farms, 1987..   | 93     | 34      | 53      | 23       | 231    | 46     | 5         |
| ----- farms, 1982..   | 95     | 93      | 39      | 41       | 222    | 53     | 10        |
| ----- number, 1987..  | 93     | 36      | 87      | 28       | 284    | 50     | 5         |
| ----- number, 1982..  | 100    | 110     | 39      | 51       | 248    | 65     | 11        |
| <b>1987 INVENTORY</b>   |        |         |         |          |        |        |           |
| <b>Manufactured 1983 to 1987:</b>   |        |         |         |          |        |        |           |
| Motortrucks, including pickups ----- farms..                              | 68     | 84      | 79      | 89       | 214    | 178    | 204       |
| ----- number..  | 68     | 100     | 81      | 93       | 252    | 258    | 390       |
| Wheel tractors ----- farms..  | 47     | 11      | 70      | 46       | 100    | 91     | 104       |
| ----- number..  | 58     | 17      | 70      | 46       | 131    | 186    | 337       |
| Less than 40 horsepower (PTO) ----- farms..                               | 20     | -       | 39      | 46       | 37     | 22     | 13        |
| ----- number..  | 21     | -       | 39      | 46       | 41     | 23     | 34        |
| 40 horsepower (PTO) or more ----- farms..                                 | 37     | 11      | 31      | -        | 65     | 84     | 97        |
| ----- number..  | 37     | 17      | 31      | -        | 90     | 163    | 303       |
| Grain and bean combines ----- farms..                                     | -      | 5       | -       | 1        | 7      | 11     | 21        |
| ----- number..  | -      | 6       | -       | (D)      | 8      | 12     | 24        |
| Cottonpickers and strippers ----- farms..                                 | -      | 4       | -       | -        | 9      | 45     | 36        |
| ----- number..  | -      | 6       | -       | -        | 11     | 84     | 53        |
| Mower conditioners ----- farms..  | -      | 4       | 2       | 3        | 82     | 28     | 19        |
| ----- number..  | -      | 5       | (D)     | 3        | 82     | 29     | 25        |
| Pickup balers ----- farms..   | 11     | 13      | 19      | 11       | 46     | 19     | 1         |
| ----- number..  | 11     | 13      | 19      | 12       | 47     | 23     | (D)       |
| <b>Manufactured prior to 1983:</b>  |        |         |         |          |        |        |           |
| Motortrucks, including pickups ----- farms..                              | 197    | 177     | 132     | 135      | 513    | 292    | 193       |
| ----- number..  | 223    | 256     | 172     | 154      | 910    | 451    | 404       |
| Wheel tractors ----- farms..  | 261    | 230     | 134     | 132      | 644    | 337    | 279       |
| ----- number..  | 359    | 437     | 196     | 217      | 1 151  | 671    | 908       |
| Less than 40 horsepower (PTO) ----- farms..                               | 197    | 116     | 63      | 78       | 260    | 179    | 59        |
| ----- number..  | 235    | 141     | 75      | 117      | 323    | 219    | 111       |
| 40 horsepower (PTO) or more ----- farms..                                 | 99     | 146     | 91      | 66       | 483    | 198    | 260       |
| ----- number..  | 124    | 296     | 121     | 100      | 828    | 452    | 797       |
| Grain and bean combines ----- farms..                                     | 1      | 51      | 14      | 4        | 56     | 62     | 84        |
| ----- number..  | (D)    | 56      | 15      | (D)      | 70     | 73     | 126       |
| Cottonpickers and strippers ----- farms..                                 | -      | 37      | -       | -        | 36     | 75     | 79        |
| ----- number..  | -      | 60      | -       | -        | 46     | 99     | 128       |
| Mower conditioners ----- farms..  | 33     | 15      | 35      | 16       | 137    | 22     | 22        |
| ----- number..  | 33     | 22      | (D)     | 32       | 159    | 24     | 29        |
| Pickup balers ----- farms..   | 82     | 23      | 47      | 12       | 189    | 27     | 4         |
| ----- number..  | 82     | 23      | 68      | 16       | 237    | 27     | (D)       |

See footnotes at end of table.

**Table 8. Machinery and Equipment on Place: 1987 and 1982—Con.**

[Data are based on a sample of farms. For meaning of abbreviations and symbols, see introductory text]

| All Farms   | Issaquena | Itawamba | Jackson | Jasper | Jefferson | Jefferson Davis | Jones  |
|---|-----------|----------|---------|--------|-----------|-----------------|--------|
| <b>VALUE OF MACHINERY AND EQUIPMENT</b>                                   |           |          |         |        |           |                 |        |
| Estimated market value of all machinery and equipment ----- farms, 1987.. | 107       | 453      | 206     | 423    | 234       | 408             | 800    |
| ----- farms, 1982..   | 134       | 595      | 255     | 612    | 288       | 566             | 995    |
| \$1,000, 1987..   | 12 856    | 12 060   | 3 117   | 9 066  | 3 857     | 6 616           | 16 665 |
| ----- farms, 1982..   | 17 760    | 16 501   | 4 000   | 11 563 | 8 270     | 8 899           | 23 008 |
| Average per farm ----- dollars, 1987..                                    | 120 148   | 26 622   | 15 131  | 21 433 | 16 481    | 16 216          | 20 831 |
| ----- dollars, 1982..   | 132 684   | 27 732   | 15 688  | 18 894 | 28 716    | 15 723          | 23 124 |
| <b>Farms by value group:</b>  |           |          |         |        |           |                 |        |
| \$1 to \$9,999 ----- farms, 1987..  | 11        | 165      | 98      | 199    | 112       | 187             | 343    |
| ----- farms, 1982..   | 34        | 295      | 124     | 287    | 134       | 306             | 451    |
| \$10,000 to \$19,999 ----- farms, 1987..                                  | 18        | 61       | 40      | 67     | 60        | 140             | 205    |
| ----- farms, 1982..   | 5         | 111      | 79      | 157    | 56        | 138             | 255    |
| \$20,000 to \$29,999 ----- farms, 1987..                                  | 8         | 118      | 36      | 53     | 25        | 28              | 97     |
| ----- farms, 1982..   | 8         | 32       | 22      | 58     | 32        | 42              | 108    |
| \$30,000 to \$49,999 ----- farms, 1987..                                  | 13        | 25       | 29      | 62     | 29        | 7               | 65     |
| ----- farms, 1982..   | 27        | 49       | 15      | 69     | 31        | 53              | 68     |
| \$50,000 to \$69,999 ----- farms, 1987..                                  | 11        | 61       | 1       | 26     | 2         | 40              | 46     |
| ----- farms, 1982..   | 8         | 10       | 1       | 10     | 15        | 15              | 53     |
| \$70,000 to \$99,999 ----- farms, 1987..                                  | 3         | 5        | -       | 3      | 1         | 1               | 19     |
| ----- farms, 1982..   | 3         | 62       | 6       | -      | 10        | 3               | 19     |
| \$100,000 to \$199,999 ----- farms, 1987..                                | 24        | 14       | 2       | 12     | 5         | 5               | 16     |
| ----- farms, 1982..   | 21        | 34       | 8       | 30     | 5         | 9               | 36     |
| \$200,000 or more ----- farms, 1987..                                     | 19        | 4        | -       | 1      | -         | -               | 5      |
| ----- farms, 1982..   | 28        | 2        | -       | 1      | 6         | -               | 5      |
| \$200,000 to \$499,999 ----- farms, 1987..                                | 12        | 4        | -       | 1      | -         | -               | 5      |
| ----- farms, 1982..   | 7         | -        | -       | -      | -         | -               | -      |
| <b>SELECTED MACHINERY AND EQUIPMENT</b>                                   |           |          |         |        |           |                 |        |
| Motortrucks, including pickups ----- farms, 1987..                        | 102       | 346      | 181     | 373    | 172       | 370             | 682    |
| ----- farms, 1982..   | 124       | 501      | 210     | 522    | 255       | 467             | 776    |
| number, 1987..  | 308       | 528      | 256     | 503    | 261       | 552             | 1 004  |
| ----- number, 1982..  | 365       | 804      | 380     | 666    | 409       | 658             | 1 184  |
| Wheel tractors ----- farms, 1987..  | 96        | 408      | 193     | 356    | 159       | 304             | 672    |
| ----- farms, 1982..   | 102       | 506      | 202     | 510    | 233       | 455             | 866    |
| number, 1987..  | 372       | 704      | 264     | 578    | 309       | 538             | 1 143  |
| ----- number, 1982..  | 457       | 947      | 348     | 732    | 403       | 671             | 1 356  |
| Less than 40 horsepower (PTO) ----- farms, 1987..                         | 30        | 227      | 139     | 235    | 108       | 184             | 369    |
| ----- farms, 1982..   | 47        | 255      | 160     | 271    | 141       | 226             | 508    |
| 40 horsepower (PTO) or more ----- farms, 1987..                           | 84        | 274      | 75      | 213    | 99        | 223             | 431    |
| ----- farms, 1982..   | 325       | 449      | 104     | 307    | 168       | 312             | 635    |
| Grain and bean combines <sup>1</sup> ----- farms, 1987..                  | 54        | 57       | 10      | 22     | 26        | 45              | 34     |
| ----- farms, 1982..   | 65        | 82       | 11      | 7      | 58        | 25              | 39     |
| number, 1987..  | 107       | 58       | 11      | 55     | 32        | 58              | 38     |
| ----- number, 1982..  | 136       | 101      | 12      | 9      | 86        | 38              | 41     |
| Cottonpickers and strippers ----- farms, 1987..                           | 40        | 36       | -       | -      | 2         | -               | 1      |
| ----- farms, 1982..   | 25        | 31       | -       | 6      | -         | -               | (D)    |
| number, 1987..  | 65        | 41       | -       | -      | (D)       | -               | (D)    |
| ----- number, 1982..  | 57        | 47       | -       | 6      | -         | -               | (D)    |
| Mower conditioners ----- farms, 1987..                                    | 18        | 108      | 41      | 96     | 57        | 102             | 194    |
| ----- farms, 1982..   | 14        | 110      | 59      | 102    | 22        | 45              | 159    |
| number, 1987..  | 23        | 118      | 41      | 97     | 79        | 122             | 236    |
| ----- number, 1982..  | 18        | 110      | 80      | 111    | 22        | 47              | 177    |
| Pickup balers ----- farms, 1987..   | 10        | 123      | 41      | 104    | 78        | 118             | 230    |
| ----- farms, 1982..   | 12        | 127      | 8       | 154    | 51        | 166             | 248    |
| number, 1987..  | 16        | 132      | 41      | 121    | 86        | 141             | 303    |
| ----- number, 1982..  | 15        | 133      | 9       | 188    | 51        | 190             | 272    |
| <b>1987 INVENTORY</b>   |           |          |         |        |           |                 |        |
| Manufactured 1983 to 1987:  |           |          |         |        |           |                 |        |
| Motortrucks, including pickups ----- farms..                              | 53        | 111      | 35      | 145    | 55        | 111             | 230    |
| ----- number..  | 88        | 116      | 35      | 168    | 60        | 114             | 242    |
| Wheel tractors ----- farms..  | 27        | 72       | 74      | 74     | 20        | 15              | 102    |
| ----- number..  | 48        | 95       | 74      | 87     | 21        | 17              | 109    |
| Less than 40 horsepower (PTO) ----- farms..                               | 5         | 28       | 53      | 32     | 9         | 10              | 22     |
| ----- number..  | 5         | 28       | 53      | 39     | 9         | 10              | 23     |
| 40 horsepower (PTO) or more ----- farms..                                 | 23        | 53       | 21      | 44     | 11        | 6               | 83     |
| ----- number..  | 43        | 67       | 21      | 48     | 12        | 7               | 86     |
| Grain and bean combines ----- farms..                                     | 9         | -        | 1       | 1      | 1         | 3               | 9      |
| ----- number..  | 12        | -        | (D)     | (D)    | (D)       | 5               | 9      |
| Cottonpickers and strippers ----- farms..                                 | 21        | 1        | -       | -      | 1         | -               | 1      |
| ----- number..  | 22        | (D)      | -       | -      | (D)       | -               | (D)    |
| Mower conditioners ----- farms..  | 4         | 48       | -       | 18     | 14        | 40              | 102    |
| ----- number..  | 4         | 57       | -       | 18     | 14        | 49              | 125    |
| Pickup balers ----- farms..   | -         | 52       | -       | 20     | 17        | 42              | 82     |
| ----- number..  | -         | 52       | -       | 20     | 17        | 43              | 103    |
| Manufactured prior to 1983:   |           |          |         |        |           |                 |        |
| Motortrucks, including pickups ----- farms..                              | 85        | 275      | 149     | 257    | 155       | 301             | 535    |
| ----- number..  | 220       | 412      | 221     | 335    | 201       | 438             | 762    |
| Wheel tractors ----- farms..  | 90        | 379      | 140     | 309    | 150       | 293             | 629    |
| ----- number..  | 324       | 609      | 190     | 481    | 288       | 521             | 1 034  |
| Less than 40 horsepower (PTO) ----- farms..                               | 26        | 199      | 86      | 213    | 106       | 174             | 359    |
| ----- number..  | 42        | 227      | 107     | 232    | 132       | 218             | 485    |
| 40 horsepower (PTO) or more ----- farms..                                 | 78        | 239      | 61      | 178    | 80        | 221             | 383    |
| ----- number..  | 282       | 382      | 83      | 259    | 156       | 305             | 549    |
| Grain and bean combines ----- farms..                                     | 51        | 57       | 9       | 21     | 26        | 42              | 25     |
| ----- number..  | 95        | 58       | (D)     | (D)    | (D)       | 53              | 29     |
| Cottonpickers and strippers ----- farms..                                 | 26        | 35       | -       | -      | 1         | -               | -      |
| ----- number..  | 43        | (D)      | -       | -      | (D)       | -               | -      |
| Mower conditioners ----- farms..  | 18        | 60       | 41      | 78     | 57        | 63              | 105    |
| ----- number..  | 19        | 61       | 41      | 79     | 65        | 73              | 111    |
| Pickup balers ----- farms..   | 10        | 71       | 41      | 84     | 69        | 85              | 167    |
| ----- number..  | 16        | 80       | 41      | 101    | 69        | 98              | 200    |

See footnotes at end of table.

**Table 8. Machinery and Equipment on Place: 1987 and 1982—Con.**

[Data are based on a sample of farms. For meaning of abbreviations and symbols, see introductory text.]

| All Farms   | Kemper | Lafayette | Lamar  | Lauderdale | Lawrence | Leake  | Lee    | Lefflore |
|---|--------|-----------|--------|------------|----------|--------|--------|----------|
| <b>VALUE OF MACHINERY AND EQUIPMENT</b>                                   |        |           |        |            |          |        |        |          |
| Estimated market value of all machinery and equipment ----- farms, 1987-- | 425    | 447       | 336    | 440        | 303      | 659    | 568    | 281      |
| ----- farms, 1982--   | 579    | 520       | 436    | 548        | 410      | 782    | 701    | 312      |
| \$1,000, 1987--   | 8 792  | 9 519     | 8 935  | 8 526      | 7 495    | 17 767 | 17 342 | 33 177   |
| 1982--  | 11 220 | 10 912    | 8 040  | 8 933      | 6 859    | 17 384 | 21 170 | 43 347   |
| Average per farm ----- dollars, 1987--                                    | 20 688 | 21 294    | 26 591 | 19 378     | 24 735   | 26 961 | 30 532 | 118 068  |
| ----- dollars, 1982--   | 19 378 | 20 985    | 18 440 | 16 302     | 16 729   | 22 230 | 30 200 | 138 932  |
| <b>Farms by value group:</b>  |        |           |        |            |          |        |        |          |
| \$1 to \$9,999 ----- 1987--   | 228    | 181       | 134    | 153        | 91       | 269    | 228    | 48       |
| ----- 1982--  | 294    | 276       | 203    | 276        | 197      | 393    | 306    | 63       |
| \$10,000 to \$19,999 ----- 1987--   | 84     | 126       | 72     | 128        | 78       | 131    | 111    | 37       |
| ----- 1982--  | 104    | 102       | 89     | 106        | 96       | 124    | 110    | 8        |
| \$20,000 to \$29,999 ----- 1987--   | 16     | 73        | 43     | 106        | 50       | 94     | 17     | 30       |
| ----- 1982--  | 90     | 54        | 82     | 97         | 51       | 36     | 86     | 31       |
| \$30,000 to \$49,999 ----- 1987--   | 35     | 29        | 36     | 31         | 43       | 98     | 104    | 7        |
| ----- 1982--  | 57     | 36        | 38     | 37         | 38       | 148    | 75     | 24       |
| \$50,000 to \$69,999 ----- 1987--   | 29     | 6         | 23     | 2          | 19       | 22     | 58     | 10       |
| ----- 1982--  | 8      | 25        | 9      | 18         | 23       | 13     | 24     | 33       |
| \$70,000 to \$99,999 ----- 1987--   | 19     | 15        | 13     | 1          | 12       | 11     | 28     | 30       |
| ----- 1982--  | 16     | 1         | 9      | 10         | 5        | 53     | 32     | 22       |
| \$100,000 to \$199,999 ----- 1987--                                       | 13     | 15        | 12     | 17         | 9        | 30     | 11     | 68       |
| ----- 1982--  | 4      | 22        | 4      | 4          | 4        | 13     | 56     | 61       |
| \$200,000 or more ----- 1987--  | 1      | 2         | 3      | 2          | 1        | 4      | 11     | 51       |
| ----- 1982--  | 6      | 4         | 2      | 2          | 1        | 2      | 12     | 70       |
| \$200,000 to \$499,999 ----- 1987--                                       | 1      | 2         | 2      | 2          | 1        | 3      | 9      | 41       |
| \$500,000 or more ----- 1987--  | -      | -         | 1      | -          | -        | 1      | 2      | 10       |
| <b>SELECTED MACHINERY AND EQUIPMENT</b>                                   |        |           |        |            |          |        |        |          |
| Motortrucks, including pickups ----- farms, 1987--                        | 371    | 371       | 256    | 424        | 294      | 583    | 459    | 262      |
| ----- farms, 1982--   | 490    | 414       | 363    | 466        | 339      | 625    | 566    | 299      |
| number, 1987--  | 528    | 580       | 433    | 696        | 482      | 985    | 882    | 670      |
| 1982--  | 731    | 582       | 518    | 625        | 388      | 828    | 947    | 815      |
| Wheel tractors ----- farms, 1987--  | 349    | 420       | 313    | 407        | 274      | 599    | 515    | 276      |
| ----- farms, 1982--   | 469    | 473       | 352    | 482        | 325      | 674    | 550    | 242      |
| number, 1987--  | 593    | 669       | 550    | 667        | 491      | 1 006  | 1 041  | 1 007    |
| 1982--  | 709    | 726       | 552    | 732        | 425      | 995    | 940    | 1 166    |
| Less than 40 horsepower (PTO) ----- farms, 1987--                         | 211    | 247       | 165    | 310        | 221      | 367    | 198    | 64       |
| number, 1987--  | 276    | 272       | 213    | 417        | 250      | 476    | 222    | 87       |
| 40 horsepower (PTO) or more ----- farms, 1987--                           | 188    | 280       | 189    | 164        | 178      | 360    | 432    | 256      |
| number, 1987--  | 317    | 397       | 337    | 250        | 241      | 530    | 819    | 920      |
| Grain and bean combines <sup>1</sup> ----- farms, 1987--                  | 31     | 40        | 63     | 27         | 23       | 31     | 164    | 146      |
| ----- farms, 1982--   | 51     | 92        | 7      | 14         | 11       | 50     | 159    | 178      |
| number, 1987--  | 32     | 56        | 72     | 27         | 24       | 34     | 200    | 220      |
| 1982--  | 71     | 88        | 10     | 14         | 15       | 57     | 235    | 317      |
| Cottonpickers and strippers ----- farms, 1987--                           | 1      | 20        | -      | -          | -        | 30     | 34     | 123      |
| ----- farms, 1982--   | 1      | 53        | -      | 1          | -        | 23     | 18     | 167      |
| number, 1987--  | (D)    | 26        | -      | -          | -        | 34     | 37     | 250      |
| 1982--  | (D)    | 77        | -      | (D)        | -        | 25     | 19     | 377      |
| Mower conditioners ----- farms, 1987--                                    | 88     | 103       | 68     | 29         | 74       | 121    | 146    | 49       |
| ----- farms, 1982--   | 104    | 106       | 83     | 66         | 60       | 111    | 162    | 35       |
| number, 1987--  | 97     | 106       | 69     | 33         | 82       | 124    | 148    | 58       |
| 1982--  | 139    | 106       | 83     | 92         | 60       | 116    | 170    | 36       |
| Pickup balers ----- farms, 1987--   | 107    | 88        | 71     | 102        | 87       | 175    | 144    | 14       |
| ----- farms, 1982--   | 130    | 116       | 121    | 119        | 90       | 201    | 170    | 18       |
| number, 1987--  | 117    | 95        | 87     | 115        | 98       | 214    | 174    | 14       |
| 1982--  | 145    | 196       | 142    | 142        | 110      | 218    | 210    | 19       |
| <b>1987 INVENTORY</b>   |        |           |        |            |          |        |        |          |
| <b>Manufactured 1983 to 1987:</b>   |        |           |        |            |          |        |        |          |
| Motortrucks, including pickups ----- farms--                              | 116    | 76        | 50     | 189        | 137      | 243    | 161    | 117      |
| ----- number--  | 126    | 86        | 56     | 208        | 141      | 286    | 188    | 254      |
| Wheel tractors ----- farms--  | 83     | 56        | 56     | 98         | 84       | 97     | 80     | 88       |
| ----- number--  | 111    | 66        | 61     | 109        | 110      | 110    | 111    | 206      |
| Less than 40 horsepower (PTO) ----- farms--                               | 28     | 12        | 11     | 39         | 58       | 63     | 28     | 5        |
| number--  | 28     | 18        | 12     | 39         | 68       | 63     | 29     | 7        |
| 40 horsepower (PTO) or more ----- farms--                                 | 55     | 44        | 46     | 60         | 32       | 42     | 60     | 85       |
| number--  | 83     | 48        | 49     | 70         | 42       | 47     | 82     | 199      |
| Grain and bean combines ----- farms--                                     | -      | 2         | 3      | -          | 5        | 4      | 12     | 28       |
| ----- number--  | -      | (D)       | 5      | -          | 6        | 4      | 13     | 37       |
| Cottonpickers and strippers ----- farms--                                 | -      | 6         | -      | -          | -        | 3      | 2      | 56       |
| ----- number--  | -      | 7         | -      | -          | -        | 3      | (D)    | 83       |
| Mower conditioners ----- farms--  | 45     | 9         | 26     | 12         | 36       | 32     | 40     | 23       |
| ----- number--  | 53     | 10        | 26     | 13         | 36       | 32     | 40     | 24       |
| Pickup balers ----- farms--   | 63     | 19        | 24     | 23         | 20       | 20     | 30     | 1        |
| ----- number--  | 64     | 19        | 24     | 23         | 20       | 21     | 32     | (D)      |
| <b>Manufactured prior to 1983:</b>  |        |           |        |            |          |        |        |          |
| Motortrucks, including pickups ----- farms--                              | 283    | 318       | 246    | 338        | 240      | 422    | 397    | 220      |
| ----- number--  | 402    | 494       | 377    | 488        | 341      | 699    | 694    | 416      |
| Wheel tractors ----- farms--  | 278    | 388       | 298    | 321        | 216      | 550    | 455    | 259      |
| ----- number--  | 482    | 603       | 489    | 558        | 381      | 896    | 930    | 801      |
| Less than 40 horsepower (PTO) ----- farms--                               | 183    | 235       | 164    | 273        | 163      | 330    | 172    | 59       |
| number--  | 248    | 254       | 201    | 378        | 182      | 413    | 193    | 80       |
| 40 horsepower (PTO) or more ----- farms--                                 | 144    | 241       | 166    | 106        | 152      | 338    | 382    | 241      |
| number--  | 234    | 349       | 288    | 180        | 199      | 483    | 737    | 721      |
| Grain and bean combines ----- farms--                                     | 31     | 39        | 61     | 27         | 18       | 30     | 156    | 128      |
| ----- number--  | 32     | (D)       | 67     | 27         | 18       | 30     | 187    | 183      |
| Cottonpickers and strippers ----- farms--                                 | 1      | 16        | -      | -          | -        | 28     | 33     | 88       |
| ----- number--  | (D)    | 19        | -      | -          | -        | 31     | (D)    | 167      |
| Mower conditioners ----- farms--  | 43     | 94        | 42     | 18         | 38       | 89     | 107    | 27       |
| ----- number--  | 44     | 96        | 43     | 20         | 46       | 92     | 108    | 34       |
| Pickup balers ----- farms--   | 44     | 69        | 47     | 81         | 78       | 160    | 134    | 13       |
| ----- number--  | 53     | 76        | 63     | 92         | 78       | 193    | 142    | (D)      |

See footnotes at end of table.

**Table 8. Machinery and Equipment on Place: 1987 and 1982—Con.**

[Data are based on a sample of farms. For meaning of abbreviations and symbols, see introductory text]

| All Farms  | Lincoln                            | Lowndes | Madison | Marion | Marshall | Monroe | Montgomery | Neshoba |  |
|--|------------------------------------|---------|---------|--------|----------|--------|------------|---------|--|
| <b>VALUE OF MACHINERY AND EQUIPMENT</b>                                    |                                    |         |         |        |          |        |            |         |  |
| Estimated market value of all machinery and equipment ----- farms, 1987 .. | 547                                | 372     | 501     | 574    | 554      | 540    | 307        | 721     |  |
| ----- farms, 1982 ..   | 643                                | 486     | 607     | 720    | 681      | 712    | 374        | 864     |  |
| \$1,000, 1987 ..   | 13 064                             | 9 389   | 22 432  | 12 373 | 16 997   | 17 730 | 13 467     | 17 815  |  |
| ----- farms, 1982 ..   | 12 740                             | 19 861  | 24 920  | 11 946 | 19 504   | 24 062 | 10 245     | 16 799  |  |
| Average per farm ----- dollars, 1987 ..                                    | 23 882                             | 25 238  | 44 774  | 21 555 | 29 597   | 32 834 | 43 865     | 24 708  |  |
| ----- dollars, 1982 ..   | 19 814                             | 40 866  | 41 054  | 16 592 | 27 171   | 33 795 | 27 393     | 19 443  |  |
| <b>Farms by value group:</b>   |                                    |         |         |        |          |        |            |         |  |
| \$1 to \$9,999 ----- farms, 1987 ..  | 197                                | 142     | 194     | 255    | 239      | 163    | 108        | 242     |  |
| ----- farms, 1982 ..   | 354                                | 180     | 256     | 438    | 371      | 318    | 191        | 416     |  |
| \$10,000 to \$19,999 ----- farms, 1987 ..                                  | 122                                | 102     | 108     | 98     | 130      | 161    | 29         | 127     |  |
| ----- farms, 1982 ..   | 138                                | 88      | 89      | 114    | 92       | 136    | 75         | 234     |  |
| \$20,000 to \$29,999 ----- farms, 1987 ..                                  | 75                                 | 31      | 53      | 112    | 84       | 61     | 30         | 160     |  |
| ----- farms, 1982 ..   | 27                                 | 59      | 86      | 68     | 79       | 74     | 21         | 65      |  |
| \$30,000 to \$49,999 ----- farms, 1987 ..                                  | 84                                 | 59      | 51      | 66     | 37       | 44     | 24         | 129     |  |
| ----- farms, 1982 ..   | 35                                 | 48      | 38      | 14     | 50       | 45     | 33         | 94      |  |
| \$50,000 to \$69,999 ----- farms, 1987 ..                                  | 37                                 | 17      | 16      | 4      | 10       | 29     | 59         | 28      |  |
| ----- farms, 1982 ..   | 42                                 | 33      | 35      | 43     | 31       | 34     | 14         | 15      |  |
| \$70,000 to \$99,999 ----- farms, 1987 ..                                  | 9                                  | 4       | 28      | 8      | 6        | 43     | 27         | 16      |  |
| ----- farms, 1982 ..   | 18                                 | 40      | 8       | 33     | 17       | 52     | 20         | 17      |  |
| \$100,000 to \$199,999 ----- farms, 1987 ..                                | 22                                 | 12      | 25      | 27     | 34       | 28     | 21         | 7       |  |
| ----- farms, 1982 ..   | 28                                 | 25      | 49      | 8      | 29       | 26     | 9          | 7       |  |
| \$200,000 or more ----- farms, 1987 ..                                     | 1                                  | 5       | 26      | 4      | 14       | 11     | 9          | 12      |  |
| ----- farms, 1982 ..   | 1                                  | 33      | 34      | 2      | 12       | 29     | 11         | 16      |  |
| \$200,000 to \$499,999 ----- farms, 1987 ..                                | 1                                  | 4       | 19      | 4      | 12       | 10     | 9          | 12      |  |
| ----- farms, 1982 ..   | 1                                  | 1       | 7       | -      | 2        | 1      | -          | -       |  |
| \$500,000 or more ----- farms, 1987 ..                                     | -                                  | 1       | 7       | -      | 2        | 1      | -          | -       |  |
| ----- farms, 1982 ..   | -                                  | 1       | 7       | -      | 2        | 1      | -          | -       |  |
| <b>SELECTED MACHINERY AND EQUIPMENT</b>                                    |                                    |         |         |        |          |        |            |         |  |
| Motortrucks, including pickups ----- farms, 1987 ..                        | 485                                | 298     | 431     | 499    | 457      | 425    | 244        | 630     |  |
| ----- farms, 1982 ..   | 543                                | 401     | 476     | 538    | 566      | 541    | 355        | 742     |  |
| number, 1987 ..  | 746                                | 565     | 786     | 710    | 762      | 944    | 433        | 910     |  |
| ----- farms, 1982 ..   | 813                                | 759     | 763     | 751    | 889      | 1 003  | 470        | 970     |  |
| Wheel tractors ----- farms, 1987 ..  | 527                                | 338     | 483     | 485    | 482      | 502    | 287        | 624     |  |
| ----- farms, 1982 ..   | 550                                | 439     | 471     | 576    | 540      | 573    | 332        | 764     |  |
| number, 1987 ..  | 940                                | 660     | 826     | 749    | 889      | 1 108  | 548        | 1 028   |  |
| ----- farms, 1982 ..   | 783                                | 821     | 987     | 868    | 995      | 1 257  | 614        | 1 099   |  |
| Less than 40 horsepower (PTO) ----- farms, 1987 ..                         | 247                                | 150     | 265     | 292    | 275      | 236    | 157        | 357     |  |
| ----- farms, 1982 ..   | 319                                | 185     | 333     | 332    | 359      | 324    | 191        | 450     |  |
| number, 1987 ..  | 398                                | 240     | 282     | 276    | 244      | 375    | 165        | 415     |  |
| ----- farms, 1982 ..   | 621                                | 475     | 593     | 417    | 510      | 784    | 357        | 578     |  |
| number, 1987 ..  | 621                                | 475     | 593     | 417    | 510      | 784    | 357        | 578     |  |
| ----- farms, 1982 ..   | 11                                 | 51      | 59      | 42     | 92       | 186    | 44         | 33      |  |
| number, 1987 ..  | 40                                 | 134     | 94      | 18     | 110      | 169    | 35         | 29      |  |
| ----- farms, 1982 ..   | 13                                 | 108     | 69      | 43     | 108      | 227    | 62         | 34      |  |
| number, 1987 ..  | 43                                 | 179     | 152     | 26     | 155      | 208    | 41         | 30      |  |
| ----- farms, 1982 ..   | -                                  | 67      | 61      | -      | 97       | 27     | 39         | -       |  |
| number, 1987 ..  | -                                  | 25      | 54      | 1      | 88       | 27     | 59         | 1       |  |
| ----- farms, 1982 ..   | (D)                                | 79      | 116     | -      | 119      | 40     | 72         | -       |  |
| number, 1987 ..  | (D)                                | 34      | 107     | (D)    | 121      | 41     | 75         | (D)     |  |
| ----- farms, 1982 ..   | 171                                | 65      | 118     | 150    | 109      | 147    | 73         | 190     |  |
| number, 1987 ..  | 103                                | 102     | 117     | 133    | 114      | 198    | 36         | 135     |  |
| ----- farms, 1982 ..   | 179                                | 83      | 138     | 163    | 114      | 194    | 91         | 209     |  |
| number, 1987 ..  | 140                                | 119     | 139     | 146    | 125      | 206    | 46         | 177     |  |
| ----- farms, 1982 ..   | 194                                | 60      | 111     | 170    | 130      | 180    | 85         | 253     |  |
| number, 1987 ..  | 116                                | 102     | 140     | 174    | 118      | 255    | 73         | 199     |  |
| ----- farms, 1982 ..   | 244                                | 83      | 141     | 196    | 166      | 217    | 94         | 302     |  |
| number, 1987 ..  | 150                                | 119     | 180     | 209    | 135      | 305    | 82         | 229     |  |
| ----- farms, 1982 ..   | 150                                | 119     | 180     | 209    | 135      | 305    | 82         | 229     |  |
| <b>1987 INVENTORY</b>  |                                    |         |         |        |          |        |            |         |  |
| <b>Manufactured 1983 to 1987:</b>  |                                    |         |         |        |          |        |            |         |  |
| Motortrucks, including pickups ----- farms ..                              | 159                                | 121     | 165     | 117    | 161      | 176    | 67         | 215     |  |
| ----- farms ..   | 179                                | 139     | 205     | 132    | 208      | 220    | 85         | 229     |  |
| number ..  | 84                                 | 38      | 75      | 74     | 43       | 108    | 37         | 179     |  |
| ----- farms ..   | 108                                | 64      | 137     | 89     | 57       | 195    | 83         | 207     |  |
| number ..  | 7                                  | 19      | 33      | 23     | 16       | 60     | 24         | 61      |  |
| ----- farms ..   | 8                                  | 26      | 33      | 24     | 18       | 80     | 42         | 61      |  |
| number ..  | 78                                 | 20      | 57      | 63     | 27       | 60     | 22         | 125     |  |
| ----- farms ..   | 100                                | 38      | 104     | 65     | 39       | 115    | 41         | 146     |  |
| number ..  | -                                  | 4       | 13      | 2      | 15       | 29     | 1          | -       |  |
| ----- farms ..   | -                                  | 4       | 17      | (D)    | 17       | 41     | (D)        | -       |  |
| number ..  | -                                  | -       | 22      | -      | 10       | 3      | 10         | -       |  |
| ----- farms ..   | -                                  | -       | 40      | -      | 12       | 5      | 11         | -       |  |
| number ..  | 39                                 | 7       | 35      | 25     | 11       | 51     | 10         | 68      |  |
| ----- farms ..   | 40                                 | 7       | 47      | 27     | 12       | 61     | 12         | 71      |  |
| number ..  | 36                                 | 4       | 22      | 27     | 7        | 58     | 10         | 73      |  |
| ----- farms ..   | 36                                 | 4       | 24      | 28     | 8        | 67     | 18         | 74      |  |
| number ..  | <b>Manufactured prior to 1983:</b> |         |         |        |          |        |            |         |  |
| Motortrucks, including pickups ----- farms ..                              | 392                                | 239     | 332     | 421    | 337      | 363    | 227        | 496     |  |
| ----- farms ..   | 567                                | 426     | 581     | 578    | 554      | 724    | 348        | 681     |  |
| number ..  | 481                                | 309     | 432     | 465    | 458      | 439    | 264        | 494     |  |
| ----- farms ..   | 832                                | 596     | 789     | 660    | 812      | 913    | 465        | 821     |  |
| number ..  | 246                                | 132     | 234     | 272    | 261      | 196    | 134        | 305     |  |
| ----- farms ..   | 311                                | 159     | 300     | 308    | 341      | 244    | 149        | 389     |  |
| number ..  | 335                                | 228     | 247     | 255    | 234      | 341    | 155        | 317     |  |
| ----- farms ..   | 521                                | 437     | 489     | 352    | 471      | 669    | 316        | 432     |  |
| number ..  | 11                                 | 51      | 47      | 40     | 80       | 161    | 43         | 33      |  |
| ----- farms ..   | 13                                 | 104     | 52      | (D)    | 91       | 186    | (D)        | 34      |  |
| number ..  | -                                  | 67      | 48      | -      | 89       | 24     | 32         | -       |  |
| ----- farms ..   | -                                  | 79      | 76      | -      | 107      | 35     | 61         | -       |  |
| number ..  | 134                                | 62      | 83      | 128    | 99       | 106    | 63         | 122     |  |
| ----- farms ..   | 139                                | 76      | 91      | 136    | 102      | 133    | 79         | 138     |  |
| number ..  | 163                                | 57      | 89      | 151    | 125      | 135    | 75         | 191     |  |
| ----- farms ..   | 208                                | 59      | 117     | 168    | 158      | 150    | 76         | 228     |  |
| number ..  |                                    |         |         |        |          |        |            |         |  |

See footnotes at end of table.

**Table 8. Machinery and Equipment on Place: 1987 and 1982—Con.**

[Data are based on a sample of farms. For meaning of abbreviations and symbols, see introductory text]

| All Farms   | Newton          | Noxubee | Oktibbeha | Panola | Pearl River | Perry  | Pike   | Pontotoc |        |
|---|-----------------|---------|-----------|--------|-------------|--------|--------|----------|--------|
| <b>VALUE OF MACHINERY AND EQUIPMENT</b>                     |                 |         |           |        |             |        |        |          |        |
| Estimated market value of all machinery and equipment ..... | farms, 1987..   | 599     | 449       | 355    | 623         | 584    | 218    | 483      | 604    |
|   | 1982..          | 763     | 545       | 454    | 817         | 712    | 308    | 595      | 815    |
|   | \$1,000, 1987.. | 15 401  | 18 826    | 9 239  | 21 873      | 12 644 | 4 184  | 9 812    | 15 927 |
|   | 1982..          | 18 351  | 25 308    | 15 606 | 33 482      | 13 634 | 6 261  | 15 533   | 28 111 |
| Average per farm .....                                      | dollars, 1987.. | 25 712  | 41 929    | 26 025 | 35 109      | 21 651 | 19 191 | 20 314   | 26 368 |
|   | 1982..          | 24 051  | 46 437    | 34 374 | 40 994      | 19 149 | 20 327 | 26 106   | 34 493 |
| Farms by value group:                                       |                 |         |           |        |             |        |        |          |        |
| \$1 to \$9,999 .....  | 1987..          | 227     | 185       | 173    | 257         | 222    | 78     | 206      | 264    |
|   | 1982..          | 350     | 197       | 223    | 394         | 375    | 184    | 247      | 335    |
| \$10,000 to \$19,999 .....                                  | 1987..          | 146     | 36        | 79     | 119         | 156    | 63     | 132      | 109    |
|   | 1982..          | 138     | 59        | 62     | 108         | 170    | 30     | 109      | 145    |
| \$20,000 to \$29,999 .....                                  | 1987..          | 79      | 62        | 23     | 51          | 75     | 41     | 38       | 71     |
|   | 1982..          | 94      | 46        | 54     | 78          | 35     | 32     | 94       | 96     |
| \$30,000 to \$49,999 .....                                  | 1987..          | 61      | 52        | 34     | 67          | 71     | 25     | 49       | 74     |
|   | 1982..          | 104     | 93        | 45     | 62          | 78     | 13     | 49       | 54     |
| \$50,000 to \$69,999 .....                                  | 1987..          | 37      | 40        | 8      | 50          | 24     | 2      | 38       | 38     |
|   | 1982..          | 20      | 37        | 27     | 46          | 20     | 31     | 50       | 62     |
| \$70,000 to \$99,999 .....                                  | 1987..          | 22      | 42        | 17     | 26          | 21     | 3      | 7        | 9      |
|   | 1982..          | 18      | 35        | 7      | 48          | 19     | 12     | 12       | 61     |
| \$100,000 to \$199,999 .....                                | 1987..          | 15      | 16        | 14     | 37          | 14     | 5      | 10       | 31     |
|   | 1982..          | 35      | 55        | 13     | 42          | 10     | 5      | 29       | 40     |
| \$200,000 or more .....                                     | 1987..          | 12      | 16        | 7      | 16          | 1      | 1      | 3        | 8      |
|   | 1982..          | 4       | 23        | 23     | 39          | 5      | 1      | 5        | 22     |
| \$200,000 to \$499,999 .....                                | 1987..          | 12      | 10        | 7      | 11          | 1      | 1      | 3        | 8      |
|   | 1982..          | -       | 6         | -      | 5           | -      | -      | -        | -      |
| <b>SELECTED MACHINERY AND EQUIPMENT</b>                     |                 |         |           |        |             |        |        |          |        |
| Motortrucks, including pickups .....                        | farms, 1987..   | 552     | 398       | 294    | 536         | 495    | 191    | 398      | 483    |
|   | 1982..          | 665     | 490       | 359    | 707         | 565    | 257    | 454      | 619    |
|   | number, 1987..  | 958     | 713       | 492    | 1 030       | 723    | 281    | 591      | 805    |
|   | 1982..          | 988     | 785       | 555    | 1 214       | 783    | 388    | 636      | 1 077  |
| Wheel tractors .....  | farms, 1987..   | 550     | 413       | 331    | 553         | 529    | 210    | 432      | 552    |
|   | 1982..          | 669     | 494       | 351    | 742         | 626    | 235    | 494      | 677    |
|   | number, 1987..  | 1 158   | 922       | 591    | 1 240       | 980    | 370    | 750      | 1 005  |
|   | 1982..          | 1 089   | 925       | 660    | 1 547       | 909    | 362    | 872      | 1 188  |
| Less than 40 horsepower (PTO) .....                         | farms, 1987..   | 372     | 222       | 232    | 296         | 305    | 129    | 262      | 261    |
|   | 1982..          | 493     | 318       | 295    | 383         | 441    | 162    | 319      | 344    |
| 40 horsepower (PTO) or more .....                           | farms, 1987..   | 340     | 287       | 203    | 387         | 380    | 122    | 268      | 375    |
|   | 1982..          | 665     | 604       | 296    | 857         | 539    | 208    | 431      | 661    |
| Grain and bean combines <sup>1</sup> .....                  | farms, 1987..   | 32      | 152       | 32     | 147         | 44     | 6      | 15       | 196    |
|   | 1982..          | 16      | 205       | 49     | 165         | 36     | 32     | 93       | 216    |
|   | number, 1987..  | 56      | 204       | 44     | 219         | 54     | 6      | 21       | 227    |
|   | 1982..          | 32      | 251       | 65     | 249         | 41     | 33     | 105      | 259    |
| Cottonpickers and strippers .....                           | farms, 1987..   | -       | 4         | 10     | 103         | -      | -      | -        | 61     |
|   | 1982..          | -       | 3         | 8      | 106         | -      | -      | -        | 84     |
|   | number, 1987..  | -       | 7         | 10     | 148         | -      | -      | -        | 75     |
|   | 1982..          | -       | 5         | 9      | 185         | -      | -      | -        | 101    |
| Mower conditioners .....                                    | farms, 1987..   | 181     | 59        | 131    | 109         | 174    | 26     | 112      | 97     |
|   | 1982..          | 166     | 78        | 92     | 163         | 158    | 33     | 146      | 100    |
|   | number, 1987..  | 205     | 79        | 132    | 125         | 221    | 33     | 144      | 118    |
|   | 1982..          | 184     | 87        | 113    | 172         | 160    | 34     | 172      | 139    |
| Pickup balers .....   | farms, 1987..   | 256     | 99        | 187    | 150         | 171    | 55     | 162      | 108    |
|   | 1982..          | 229     | 110       | 156    | 183         | 157    | 73     | 142      | 146    |
|   | number, 1987..  | 310     | 110       | 215    | 179         | 209    | 55     | 218      | 117    |
|   | 1982..          | 277     | 129       | 175    | 199         | 166    | 90     | 184      | 156    |
| <b>1987 INVENTORY</b>                                       |                 |         |           |        |             |        |        |          |        |
| Manufactured 1983 to 1987:                                  |                 |         |           |        |             |        |        |          |        |
| Motortrucks, including pickups .....                        | farms..         | 201     | 181       | 132    | 210         | 180    | 62     | 109      | 141    |
|   | number..        | 260     | 202       | 162    | 282         | 203    | 65     | 123      | 167    |
| Wheel tractors .....  | farms..         | 138     | 60        | 47     | 65          | 157    | 27     | 27       | 60     |
|   | number..        | 194     | 107       | 72     | 117         | 208    | 40     | 31       | 61     |
| Less than 40 horsepower (PTO) .....                         | farms..         | 36      | 38        | 30     | 24          | 66     | 9      | 7        | 12     |
|   | number..        | 58      | 48        | 37     | 26          | 87     | 11     | 9        | 13     |
| 40 horsepower (PTO) or more .....                           | farms..         | 111     | 34        | 25     | 58          | 112    | 24     | 20       | 48     |
|   | number..        | 136     | 59        | 35     | 91          | 121    | 29     | 22       | 48     |
| Grain and bean combines .....                               | farms..         | -       | 21        | 4      | 11          | 3      | 1      | 1        | 15     |
|   | number..        | -       | 24        | 4      | 11          | 3      | (D)    | (D)      | 15     |
| Cottonpickers and strippers .....                           | farms..         | -       | -         | -      | 15          | -      | -      | -        | 13     |
|   | number..        | -       | -         | -      | 22          | -      | -      | -        | 13     |
| Mower conditioners .....                                    | farms..         | 76      | 23        | 38     | 44          | 79     | 4      | 40       | 25     |
|   | number..        | 86      | 24        | 38     | 46          | 94     | (D)    | 43       | 25     |
| Pickup balers .....   | farms..         | 87      | 16        | 34     | 34          | 32     | 13     | 31       | 32     |
|   | number..        | 109     | 17        | 42     | 45          | 33     | 13     | 33       | 32     |
| Manufactured prior to 1983:                                 |                 |         |           |        |             |        |        |          |        |
| Motortrucks, including pickups .....                        | farms..         | 448     | 294       | 224    | 445         | 398    | 146    | 322      | 412    |
|   | number..        | 696     | 511       | 330    | 748         | 520    | 216    | 468      | 638    |
| Wheel tractors .....  | farms..         | 488     | 390       | 323    | 521         | 437    | 201    | 418      | 512    |
|   | number..        | 964     | 815       | 519    | 1 123       | 772    | 330    | 719      | 944    |
| Less than 40 horsepower (PTO) .....                         | farms..         | 336     | 194       | 216    | 274         | 254    | 121    | 255      | 250    |
|   | number..        | 435     | 270       | 258    | 357         | 354    | 151    | 310      | 331    |
| 40 horsepower (PTO) or more .....                           | farms..         | 252     | 277       | 195    | 355         | 293    | 114    | 261      | 345    |
|   | number..        | 529     | 545       | 281    | 766         | 418    | 179    | 409      | 613    |
| Grain and bean combines .....                               | farms..         | 32      | 137       | 30     | 138         | 41     | 5      | 14       | 181    |
|   | number..        | 56      | 180       | 40     | 208         | 51     | (D)    | (D)      | 212    |
| Cottonpickers and strippers .....                           | farms..         | -       | 4         | 10     | 94          | -      | -      | -        | 58     |
|   | number..        | -       | 7         | 10     | 126         | -      | -      | -        | 62     |
| Mower conditioners .....                                    | farms..         | 107     | 46        | 93     | 68          | 103    | 22     | 80       | 72     |
|   | number..        | 119     | 55        | 94     | 79          | 127    | (D)    | 101      | 93     |
| Pickup balers .....   | farms..         | 174     | 87        | 185    | 118         | 152    | 42     | 134      | 84     |
|   | number..        | 201     | 93        | 173    | 134         | 176    | 42     | 185      | 85     |

See footnotes at end of table.

**Table 8. Machinery and Equipment on Place: 1987 and 1982—Con.**

[Data are based on a sample of farms. For meaning of abbreviations and symbols, see introductory text]

| All Farms   | Prentiss | Quitman | Rankin | Scott  | Sharkey | Simpson | Smith  | Stone  |
|---|----------|---------|--------|--------|---------|---------|--------|--------|
| <b>VALUE OF MACHINERY AND EQUIPMENT</b>                                   |          |         |        |        |         |         |        |        |
| Estimated market value of all machinery and equipment ----- farms, 1987.. | 404      | 257     | 551    | 688    | 127     | 576     | 662    | 221    |
| ----- farms, 1982..   | 564      | 323     | 667    | 833    | 159     | 771     | 769    | 275    |
| ----- \$1,000, 1987..   | 10 651   | 20 464  | 15 383 | 23 164 | 22 913  | 16 727  | 17 866 | 1 941  |
| ----- dollars, 1982..   | 14 910   | 29 953  | 17 735 | 22 479 | 29 714  | 18 700  | 17 292 | 5 837  |
| Average per farm ----- dollars, 1987..                                    | 26 365   | 79 625  | 27 919 | 33 669 | 180 421 | 29 040  | 26 988 | 8 783  |
| ----- dollars, 1982..   | 26 437   | 92 733  | 26 589 | 26 986 | 186 881 | 24 255  | 22 487 | 21 225 |
| Farms by value group:   |          |         |        |        |         |         |        |        |
| \$1 to \$9,999 ----- farms, 1987..  | 119      | 34      | 207    | 214    | 13      | 235     | 205    | 150    |
| ----- farms, 1982..   | 255      | 39      | 297    | 419    | 22      | 376     | 308    | 189    |
| \$10,000 to \$19,999 ----- farms, 1987..                                  | 132      | 50      | 125    | 197    | 9       | 107     | 169    | 57     |
| ----- farms, 1982..   | 127      | 35      | 105    | 112    | 9       | 183     | 229    | 56     |
| \$20,000 to \$29,999 ----- farms, 1987..                                  | 54       | 57      | 81     | 75     | 1       | 104     | 115    | 1      |
| ----- farms, 1982..   | 26       | 59      | 87     | 140    | 17      | 76      | 61     | 13     |
| \$30,000 to \$49,999 ----- farms, 1987..                                  | 45       | 11      | 61     | 65     | 7       | 61      | 88     | 11     |
| ----- farms, 1982..   | 48       | 46      | 63     | 84     | 9       | 43      | 83     | 1      |
| \$50,000 to \$69,999 ----- farms, 1987..                                  | 17       | 21      | 28     | 96     | 23      | 32      | 22     | 2      |
| ----- farms, 1982..   | 54       | 49      | 36     | 11     | 17      | 48      | 29     | 12     |
| \$70,000 to \$99,999 ----- farms, 1987..                                  | 17       | 19      | 11     | 5      | 10      | 17      | 32     | -      |
| ----- farms, 1982..   | 21       | 7       | 33     | 18     | 16      | 9       | 33     | 3      |
| \$100,000 to \$199,999 ----- farms, 1987..                                | 17       | 35      | 25     | 26     | 29      | 16      | 24     | -      |
| ----- farms, 1982..   | 25       | 50      | 42     | 37     | 14      | 31      | 22     | 20     |
| \$200,000 or more ----- farms, 1987..                                     | 3        | 30      | 13     | 10     | 35      | 4       | 7      | -      |
| ----- farms, 1982..   | 8        | 44      | 4      | 12     | 55      | 5       | 4      | 1      |
| \$200,000 to \$499,999 ----- farms, 1987..                                | 3        | 25      | 12     | 8      | 22      | 3       | 6      | -      |
| ----- farms, 1982..   | -        | 5       | 1      | 2      | 13      | 1       | 1      | -      |
| \$500,000 or more ----- farms, 1987..                                     | -        | -       | -      | -      | -       | -       | -      | -      |
| <b>SELECTED MACHINERY AND EQUIPMENT</b>                                   |          |         |        |        |         |         |        |        |
| Motortrucks, including pickups ----- farms, 1987..                        | 351      | 239     | 457    | 558    | 116     | 483     | 592    | 190    |
| ----- farms, 1982..   | 471      | 281     | 522    | 710    | 145     | 623     | 614    | 196    |
| ----- number, 1987..  | 588      | 552     | 811    | 923    | 408     | 779     | 937    | 246    |
| ----- number, 1982..  | 770      | 708     | 870    | 1 210  | 601     | 933     | 819    | 264    |
| Wheel tractors ----- farms, 1987..  | 360      | 238     | 522    | 625    | 122     | 530     | 624    | 176    |
| ----- farms, 1982..   | 438      | 309     | 594    | 656    | 149     | 651     | 663    | 255    |
| ----- number, 1987..  | 745      | 888     | 943    | 1 146  | 676     | 890     | 1 161  | 201    |
| ----- number, 1982..  | 862      | 1 126   | 979    | 1 109  | 845     | 1 117   | 949    | 361    |
| Less than 40 horsepower (PTO) ----- farms, 1987..                         | 176      | 82      | 289    | 357    | 28      | 264     | 387    | 97     |
| ----- farms, 1982..   | 199      | 168     | 384    | 436    | 91      | 335     | 539    | (D)    |
| 40 horsepower (PTO) or more ----- farms, 1987..                           | 256      | 218     | 366    | 408    | 112     | 378     | 416    | 89     |
| ----- farms, 1982..   | 546      | 720     | 559    | 710    | 585     | 555     | 622    | (D)    |
| Grain and bean combines <sup>1</sup> ----- farms, 1987..                  | 95       | 159     | 36     | 28     | 83      | 33      | 19     | 1      |
| ----- farms, 1982..   | 193      | 198     | 60     | 33     | 114     | 24      | 42     | 32     |
| ----- number, 1987..  | 131      | 271     | 44     | 30     | 173     | 36      | 36     | (D)    |
| ----- number, 1982..  | 221      | 364     | 63     | 37     | 203     | 32      | 43     | 41     |
| Cottonpickers and strippers ----- farms, 1987..                           | 15       | 104     | 31     | 21     | 51      | 7       | 1      | -      |
| ----- farms, 1982..   | 43       | 102     | 31     | 7      | 52      | 8       | 12     | -      |
| ----- number, 1987..  | 21       | 183     | 36     | 26     | 139     | 7       | (D)    | -      |
| ----- number, 1982..  | 45       | 203     | 46     | 11     | 128     | 8       | 13     | -      |
| Mower conditioners ----- farms, 1987..                                    | 77       | 7       | 135    | 121    | 9       | 99      | 193    | 38     |
| ----- farms, 1982..   | 45       | 22      | 110    | 100    | 11      | 117     | 138    | 39     |
| ----- number, 1987..  | 91       | 12      | 143    | 148    | 12      | 106     | 232    | 52     |
| ----- number, 1982..  | 57       | 22      | 133    | 108    | 18      | 131     | 147    | 42     |
| Pickup balers ----- farms, 1987..   | 84       | 4       | 154    | 210    | 2       | 147     | 223    | 34     |
| ----- farms, 1982..   | 41       | 8       | 167    | 179    | 6       | 164     | 174    | 43     |
| ----- number, 1987..  | 94       | 5       | 171    | 250    | (D)     | 178     | 258    | 34     |
| ----- number, 1982..  | 51       | 8       | 197    | 209    | 8       | 187     | 194    | 62     |
| <b>1987 INVENTORY</b>   |          |         |        |        |         |         |        |        |
| Manufactured 1983 to 1987:  |          |         |        |        |         |         |        |        |
| Motortrucks, including pickups ----- farms..                              | 88       | 113     | 192    | 200    | 76      | 202     | 212    | 34     |
| ----- number..  | 90       | 172     | 225    | 266    | 165     | 245     | 258    | 42     |
| Wheel tractors ----- farms..  | 38       | 57      | 132    | 196    | 70      | 91      | 150    | 7      |
| ----- number..  | 40       | 102     | 148    | 236    | 181     | 108     | 197    | 7      |
| Less than 40 horsepower (PTO) ----- farms..                               | 10       | 2       | 47     | 106    | 12      | 20      | 64     | 6      |
| ----- (D) number..  | 11       | 48      | 109    | 24     | 22      | 65      | (D)    | (D)    |
| 40 horsepower (PTO) or more ----- farms..                                 | 28       | 57      | 92     | 108    | 63      | 76      | 106    | 1      |
| ----- (D) number..  | 29       | (D)     | 100    | 127    | 157     | 86      | 132    | (D)    |
| Grain and bean combines ----- farms..                                     | 2        | 35      | 2      | 6      | 30      | -       | -      | -      |
| ----- number..  | (D)      | 43      | (D)    | 6      | 45      | -       | -      | -      |
| Cottonpickers and strippers ----- farms..                                 | 1        | 19      | 7      | 2      | 22      | -       | -      | -      |
| ----- (D) number..  | (D)      | 26      | 8      | (D)    | 45      | -       | -      | -      |
| Mower conditioners ----- farms..  | 18       | 4       | 58     | 41     | 6       | 39      | 63     | 8      |
| ----- number..  | 22       | 4       | 58     | 42     | 6       | 46      | 78     | 8      |
| Pickup balers ----- farms..   | 8        | 1       | 55     | 40     | -       | 62      | 58     | -      |
| ----- number..  | 8        | (D)     | 55     | 40     | -       | 67      | 59     | -      |
| Manufactured prior to 1983:   |          |         |        |        |         |         |        |        |
| Motortrucks, including pickups ----- farms..                              | 314      | 209     | 350    | 453    | 90      | 401     | 479    | 173    |
| ----- number..  | 498      | 380     | 586    | 657    | 243     | 534     | 679    | 204    |
| Wheel tractors ----- farms..  | 350      | 226     | 476    | 504    | 107     | 472     | 556    | 169    |
| ----- number..  | 705      | 786     | 795    | 910    | 495     | 782     | 964    | 194    |
| Less than 40 horsepower (PTO) ----- farms..                               | 167      | 81      | 248    | 261    | 20      | 256     | 343    | 91     |
| ----- (D) number..  | 188      | (D)     | 336    | 327    | 67      | 313     | 474    | (D)    |
| 40 horsepower (PTO) or more ----- farms..                                 | 255      | 206     | 309    | 346    | 101     | 321     | 343    | 86     |
| ----- (D) number..  | 517      | (D)     | 459    | 583    | 428     | 469     | 490    | (D)    |
| Grain and bean combines ----- farms..                                     | 95       | 141     | 34     | 22     | 65      | 33      | 19     | 1      |
| ----- (D) number..  | (D)      | 228     | (D)    | 24     | 128     | 36      | 36     | (D)    |
| Cottonpickers and strippers ----- farms..                                 | 14       | 93      | 25     | 19     | 44      | 7       | 1      | -      |
| ----- (D) number..  | (D)      | 157     | 28     | (D)    | 94      | 7       | (D)    | -      |
| Mower conditioners ----- farms..  | 59       | 4       | 78     | 88     | 6       | 60      | 131    | 30     |
| ----- number..  | 69       | 8       | 85     | 106    | 6       | 60      | 154    | 44     |
| Pickup balers ----- farms..   | 76       | 3       | 101    | 179    | 2       | 99      | 177    | 34     |
| ----- number..  | 86       | (D)     | 116    | 210    | (D)     | 111     | 199    | 34     |

See footnotes at end of table.

**Table 8. Machinery and Equipment on Place: 1987 and 1982—Con.**

[Data are based on a sample of farms. For meaning of abbreviations and symbols, see introductory text]

| All Farms   | Sunflower | Tallahatchie | Tate   | Tippah | Tishomingo | Tunica  | Union  | Walthead |
|---|-----------|--------------|--------|--------|------------|---------|--------|----------|
| <b>VALUE OF MACHINERY AND EQUIPMENT</b>                                   |           |              |        |        |            |         |        |          |
| Estimated market value of all machinery and equipment ----- farms, 1987-- | 441       | 404          | 560    | 532    | 298        | 162     | 579    | 605      |
| ----- farms, 1982--   | 446       | 472          | 648    | 673    | 364        | 170     | 734    | 797      |
| \$1,000, 1987--   | 49 604    | 33 632       | 19 115 | 10 585 | 5 980      | 23 047  | 11 797 | 14 274   |
| ----- farms, 1982--   | 53 983    | 38 129       | 18 999 | 16 851 | 7 141      | 25 561  | 20 564 | 19 127   |
| Average per farm ----- dollars, 1987--                                    | 112 480   | 83 249       | 34 133 | 19 897 | 20 067     | 142 268 | 20 374 | 23 593   |
| ----- dollars, 1982--   | 121 038   | 80 782       | 29 319 | 25 039 | 19 618     | 150 359 | 28 016 | 23 998   |
| <b>Farms by value group:</b>  |           |              |        |        |            |         |        |          |
| \$1 to \$9,999 ----- farms, 1987--  | 77        | 102          | 175    | 331    | 114        | 19      | 211    | 222      |
| ----- farms, 1982--   | 68        | 152          | 350    | 331    | 217        | 19      | 353    | 428      |
| \$10,000 to \$19,999 ----- farms, 1987--                                  | 70        | 44           | 130    | 41     | 45         | 6       | 184    | 140      |
| ----- farms, 1982--   | 26        | 79           | 87     | 137    | 70         | 14      | 156    | 128      |
| \$20,000 to \$29,999 ----- farms, 1987--                                  | 31        | 45           | 95     | 53     | 79         | 18      | 79     | 96       |
| ----- farms, 1982--   | 18        | 28           | 49     | 61     | 16         | 20      | 64     | 55       |
| \$30,000 to \$49,999 ----- farms, 1987--                                  | 32        | 48           | 69     | 41     | 39         | 23      | 66     | 80       |
| ----- farms, 1982--   | 29        | 21           | 59     | 33     | 34         | 15      | 35     | 82       |
| \$50,000 to \$69,999 ----- farms, 1987--                                  | 37        | 35           | 39     | 51     | 11         | 19      | 18     | 30       |
| ----- farms, 1982--   | 75        | 24           | 38     | 27     | 2          | 4       | 9      | 37       |
| \$70,000 to \$99,999 ----- farms, 1987--                                  | 22        | 33           | 19     | 2      | 1          | 12      | 3      | 14       |
| ----- farms, 1982--   | 30        | 51           | 15     | 49     | 1          | 21      | 52     | 27       |
| \$100,000 to \$199,999 ----- farms, 1987--                                | 90        | 52           | 12     | 10     | 8          | 26      | 12     | 17       |
| ----- farms, 1982--   | 106       | 59           | 25     | 33     | 23         | 27      | 58     | 34       |
| \$200,000 or more ----- farms, 1987--                                     | 82        | 45           | 21     | 3      | 1          | 39      | 6      | 6        |
| ----- farms, 1982--   | 94        | 58           | 25     | 2      | 1          | 50      | 7      | 6        |
| \$200,000 to \$499,999 ----- farms, 1987--                                | 72        | 37           | 16     | 3      | 1          | 27      | 6      | 6        |
| \$500,000 or more ----- farms, 1987--                                     | 10        | 8            | 5      | -      | -          | 12      | -      | -        |
| <b>SELECTED MACHINERY AND EQUIPMENT</b>                                   |           |              |        |        |            |         |        |          |
| Motortrucks, including pickups ----- farms, 1987--                        | 377       | 356          | 492    | 415    | 248        | 157     | 499    | 511      |
| ----- farms, 1982--   | 389       | 447          | 482    | 605    | 307        | 165     | 637    | 634      |
| number, 1987--  | 1 012     | 833          | 872    | 672    | 350        | 490     | 832    | 784      |
| number, 1982--  | 1 034     | 925          | 811    | 900    | 459        | 506     | 1 040  | 1 016    |
| Wheel tractors ----- farms, 1987--  | 390       | 385          | 490    | 459    | 255        | 154     | 489    | 520      |
| ----- farms, 1982--   | 411       | 395          | 526    | 590    | 320        | 165     | 666    | 607      |
| number, 1987--  | 1 633     | 1 240        | 1 035  | 766    | 397        | 692     | 879    | 831      |
| number, 1982--  | 1 813     | 1 316        | 976    | 967    | 482        | 699     | 1 130  | 1 065    |
| Less than 40 horsepower (PTO) ----- farms, 1987--                         | 126       | 117          | 220    | 242    | 78         | 56      | 226    | 315      |
| ----- farms, 1982--   | 225       | 149          | 327    | 268    | 103        | 87      | 288    | 338      |
| number, 1987--  | 336       | 319          | 361    | 280    | 205        | 142     | 342    | 304      |
| number, 1982--  | 1 408     | 1 091        | 708    | 498    | 294        | 605     | 591    | 493      |
| Grain and bean combines <sup>1</sup> ----- farms, 1987--                  | 190       | 175          | 116    | 45     | 45         | 107     | 83     | 45       |
| ----- farms, 1982--   | 252       | 226          | 141    | 114    | 54         | 104     | 132    | 48       |
| number, 1987--  | 294       | 254          | 138    | 69     | 54         | 205     | 100    | 49       |
| number, 1982--  | 425       | 325          | 192    | 137    | 62         | 195     | 140    | 63       |
| Cottonpickers and strippers ----- farms, 1987--                           | 174       | 172          | 98     | 29     | 21         | 58      | 60     | 2        |
| ----- farms, 1982--   | 244       | 158          | 108    | 50     | 12         | 46      | 62     | 8        |
| number, 1987--  | 359       | 318          | 59     | 33     | 22         | 121     | 70     | (D)      |
| number, 1982--  | 531       | 331          | 121    | 51     | 12         | 123     | 93     | 29       |
| Mower conditioners ----- farms, 1987--                                    | 35        | 43           | 118    | 122    | 59         | 11      | 132    | 137      |
| ----- farms, 1982--   | 61        | 46           | 87     | 98     | 77         | 12      | 127    | 148      |
| number, 1987--  | 43        | 46           | 126    | 122    | 72         | 16      | 139    | 166      |
| number, 1982--  | 73        | 53           | 95     | 102    | 83         | 19      | 129    | 170      |
| Pickup balers ----- farms, 1987--   | 12        | 69           | 110    | 126    | 78         | 6       | 176    | 155      |
| ----- farms, 1982--   | 46        | 86           | 130    | 127    | 82         | 10      | 179    | 167      |
| number, 1987--  | 19        | 94           | 114    | 161    | 79         | 6       | 193    | 169      |
| number, 1982--  | 46        | 101          | 136    | 138    | 90         | 11      | 205    | 204      |
| <b>1987 INVENTORY</b>   |           |              |        |        |            |         |        |          |
| <b>Manufactured 1983 to 1987:</b>   |           |              |        |        |            |         |        |          |
| Motortrucks, including pickups ----- farms..                              | 204       | 187          | 143    | 121    | 42         | 85      | 189    | 171      |
| ----- number..  | 348       | 286          | 172    | 131    | 43         | 167     | 191    | 200      |
| Wheel tractors ----- farms..  | 90        | 119          | 54     | 66     | 53         | 61      | 36     | 64       |
| ----- number..  | 261       | 276          | 108    | 97     | 61         | 181     | 45     | 75       |
| Less than 40 horsepower (PTO) ----- farms..                               | 6         | 7            | 31     | 24     | 17         | 5       | 17     | 29       |
| ----- number..  | 18        | 9            | 31     | 24     | 17         | 18      | 18     | 35       |
| 40 horsepower (PTO) or more ----- farms..                                 | 87        | 116          | 39     | 42     | 43         | 59      | 21     | 36       |
| ----- number..  | 243       | 267          | 77     | 73     | 44         | 163     | 27     | 40       |
| Grain and bean combines ----- farms..                                     | 31        | 55           | 9      | 9      | 2          | 42      | 7      | 4        |
| ----- number..  | 45        | 66           | 12     | 9      | (D)        | 68      | 7      | 5        |
| Cottonpickers and strippers ----- farms..                                 | 32        | 62           | 7      | 2      | -          | 21      | 6      | 1        |
| ----- number..  | 48        | 108          | 11     | (D)    | -          | 36      | 7      | (D)      |
| Mower conditioners ----- farms..  | 11        | 25           | 29     | 2      | 3          | 3       | 32     | 40       |
| ----- number..  | 13        | 27           | 31     | (D)    | (D)        | 4       | 32     | 50       |
| Pickup balers ----- farms..   | 4         | 17           | 15     | 11     | 2          | 1       | 37     | 34       |
| ----- number..  | 7         | 17           | 15     | 11     | (D)        | (D)     | 38     | 35       |
| <b>Manufactured prior to 1983:</b>  |           |              |        |        |            |         |        |          |
| Motortrucks, including pickups ----- farms..                              | 322       | 301          | 419    | 373    | 222        | 130     | 403    | 406      |
| ----- number..  | 664       | 547          | 700    | 541    | 307        | 323     | 641    | 584      |
| Wheel tractors ----- farms..  | 381       | 365          | 467    | 408    | 213        | 134     | 473    | 477      |
| ----- number..  | 1 372     | 964          | 927    | 669    | 336        | 511     | 834    | 756      |
| Less than 40 horsepower (PTO) ----- farms..                               | 121       | 112          | 202    | 219    | 61         | 51      | 209    | 286      |
| ----- number..  | 207       | 140          | 296    | 244    | 86         | 69      | 270    | 303      |
| 40 horsepower (PTO) or more ----- farms..                                 | 325       | 298          | 340    | 252    | 172        | 124     | 334    | 281      |
| ----- number..  | 1 165     | 824          | 631    | 425    | 250        | 442     | 564    | 453      |
| Grain and bean combines ----- farms..                                     | 165       | 138          | 108    | 37     | 45         | 82      | 79     | 42       |
| ----- number..  | 249       | 188          | 126    | 60     | (D)        | 137     | 93     | 44       |
| Cottonpickers and strippers ----- farms..                                 | 158       | 147          | 31     | 29     | 21         | 43      | 55     | 1        |
| ----- number..  | 311       | 210          | 48     | (D)    | 22         | 85      | 63     | (D)      |
| Mower conditioners ----- farms..  | 27        | 19           | 89     | 120    | 56         | 8       | 107    | 99       |
| ----- number..  | 30        | 19           | 95     | (D)    | (D)        | 12      | 107    | 116      |
| Pickup balers ----- farms..   | 11        | 60           | 97     | 125    | 76         | 5       | 146    | 126      |
| ----- number..  | 12        | 77           | 99     | 150    | (D)        | (D)     | 155    | 134      |

See footnotes at end of table.



**Table 8. Machinery and Equipment on Place: 1987 and 1982—Con.**

[Data are based on a sample of farms. For meaning of abbreviations and symbols, see introductory text]

| All Farms   | Warren | Washington | Wayne  | Webster | Wilkinson | Winston | Yalobusha | Yazoo  |
|---|--------|------------|--------|---------|-----------|---------|-----------|--------|
| <b>VALUE OF MACHINERY AND EQUIPMENT</b>                                   |        |            |        |         |           |         |           |        |
| Estimated market value of all machinery and equipment ----- farms, 1987-- | 222    | 394        | 470    | 300     | 216       | 547     | 299       | 568    |
| ----- farms, 1982--   | 280    | 444        | 498    | 400     | 267       | 729     | 375       | 605    |
| ----- \$1,000, 1987--   | 8 532  | 50 553     | 9 075  | 9 371   | 4 985     | 12 713  | 7 173     | 36 991 |
| ----- \$1,000, 1982--   | 10 934 | 62 184     | 9 302  | 8 403   | 7 039     | 16 296  | 10 092    | 45 294 |
| Average per farm ----- dollars, 1987--                                    | 38 431 | 128 308    | 19 309 | 31 238  | 23 081    | 23 241  | 23 991    | 65 124 |
| ----- dollars, 1982--   | 39 048 | 140 054    | 18 678 | 21 007  | 26 365    | 22 354  | 26 912    | 74 866 |
| <b>Farms by value group:</b>  |        |            |        |         |           |         |           |        |
| \$1 to \$9,999 ----- 1987--   | 94     | 79         | 160    | 141     | 104       | 275     | 149       | 195    |
| ----- 1982--  | 146    | 73         | 266    | 222     | 171       | 334     | 182       | 231    |
| \$10,000 to \$19,999 ----- 1987--   | 27     | 23         | 175    | 53      | 24        | 85      | 64        | 51     |
| ----- 1982--  | 38     | 51         | 71     | 94      | 8         | 156     | 74        | 91     |
| \$20,000 to \$29,999 ----- 1987--   | 29     | 39         | 59     | 20      | 35        | 41      | 16        | 88     |
| ----- 1982--  | 33     | 26         | 79     | 29      | 44        | 124     | 34        | 59     |
| \$30,000 to \$49,999 ----- 1987--   | 30     | 30         | 33     | 37      | 17        | 36      | 42        | 36     |
| ----- 1982--  | 21     | 14         | 42     | 23      | 4         | 44      | 59        | 32     |
| \$50,000 to \$69,999 ----- 1987--   | 12     | 7          | 15     | 8       | 27        | 44      | 7         | 19     |
| ----- 1982--  | 11     | 30         | 27     | -       | 16        | 15      | 2         | 23     |
| \$70,000 to \$99,999 ----- 1987--   | 7      | 40         | 14     | 18      | 3         | 47      | 6         | 42     |
| ----- 1982--  | 9      | 23         | 3      | 12      | 2         | 20      | 2         | 23     |
| \$100,000 to \$199,999 ----- 1987--                                       | 10     | 82         | 13     | 14      | 5         | 18      | 10        | 85     |
| ----- 1982--  | 11     | 121        | 6      | 15      | 17        | 33      | 11        | 60     |
| \$200,000 or more ----- 1987--  | 13     | 94         | 1      | 9       | 1         | 1       | 5         | 52     |
| ----- 1982--  | 11     | 106        | 4      | 5       | 5         | 3       | 11        | 86     |
| \$200,000 to \$499,999 ----- 1987--                                       | 13     | 80         | 1      | 9       | 1         | 1       | 5         | 45     |
| ----- 1982--  | -      | 14         | -      | -       | -         | -       | -         | 7      |
| <b>SELECTED MACHINERY AND EQUIPMENT</b>                                   |        |            |        |         |           |         |           |        |
| Motortrucks, including pickups ----- farms, 1987--                        | 200    | 325        | 408    | 260     | 137       | 502     | 273       | 527    |
| ----- farms, 1982--   | 239    | 390        | 419    | 340     | 231       | 633     | 333       | 561    |
| ----- number, 1987--  | 442    | 1 054      | 587    | 408     | 195       | 644     | 404       | 1 060  |
| ----- number, 1982--  | 439    | 1 244      | 626    | 490     | 385       | 920     | 526       | 1 196  |
| Wheel tractors ----- farms, 1987--  | 190    | 344        | 427    | 259     | 196       | 531     | 286       | 468    |
| ----- farms, 1982--   | 221    | 395        | 378    | 351     | 218       | 643     | 323       | 522    |
| ----- number, 1987--  | 441    | 1 535      | 851    | 484     | 346       | 797     | 584       | 1 270  |
| ----- number, 1982--  | 471    | 1 879      | 518    | 558     | 492       | 983     | 603       | 1 462  |
| Less than 40 horsepower (PTO) ----- farms, 1987--                         | 79     | 129        | 266    | 95      | 132       | 357     | 181       | 196    |
| ----- farms, 1982--   | 91     | 286        | 392    | 120     | 154       | 380     | 230       | 232    |
| 40 horsepower (PTO) or more ----- farms, 1987--                           | 144    | 298        | 275    | 196     | 107       | 277     | 168       | 392    |
| ----- farms, 1982--   | 350    | 1 249      | 459    | 364     | 192       | 417     | 354       | 1 038  |
| Grain and bean combines <sup>1</sup> ----- farms, 1987--                  | 24     | 178        | 25     | 51      | 19        | 16      | 58        | 125    |
| ----- farms, 1982--   | 34     | 265        | 10     | 58      | 54        | 22      | 52        | 120    |
| ----- number, 1987--  | 33     | 311        | 28     | 55      | 25        | 16      | 64        | 151    |
| ----- number, 1982--  | 76     | 458        | 14     | 72      | 74        | 23      | 56        | 161    |
| Cottonpickers and strippers ----- farms, 1987--                           | 21     | 163        | -      | 67      | -         | 31      | 20        | 150    |
| ----- farms, 1982--   | 11     | 194        | -      | 39      | -         | 11      | 26        | 136    |
| ----- number, 1987--  | 46     | 317        | -      | 93      | -         | 32      | 39        | 230    |
| ----- number, 1982--  | 36     | 390        | -      | 54      | -         | 11      | 60        | 276    |
| Mower conditioners ----- farms, 1987--                                    | 17     | 67         | 105    | 45      | 54        | 152     | 62        | 104    |
| ----- farms, 1982--   | 43     | 43         | 91     | 75      | 53        | 163     | 107       | 89     |
| ----- number, 1987--  | 19     | 91         | 107    | 45      | 83        | 175     | 62        | 110    |
| ----- number, 1982--  | 44     | 48         | 94     | 77      | 61        | 172     | 109       | 100    |
| Pickup balers ----- farms, 1987--   | 17     | 43         | 134    | 65      | 69        | 164     | 78        | 109    |
| ----- farms, 1982--   | 32     | 32         | 102    | 91      | 54        | 258     | 113       | 85     |
| ----- number, 1987--  | 18     | 45         | 148    | 78      | 72        | 197     | 93        | 165    |
| ----- number, 1982--  | 39     | 33         | 110    | 93      | 86        | 288     | 128       | 108    |
| <b>1987 INVENTORY</b>   |        |            |        |         |           |         |           |        |
| <b>Manufactured 1983 to 1987:</b>   |        |            |        |         |           |         |           |        |
| Motortrucks, including pickups ----- farms--                              | 87     | 205        | 157    | 82      | 52        | 98      | 131       | 296    |
| ----- number--  | 104    | 397        | 170    | 104     | 58        | 113     | 144       | 403    |
| Wheel tractors ----- farms--  | 26     | 155        | 75     | 34      | 28        | 61      | 28        | 150    |
| ----- number--  | 44     | 409        | 93     | 54      | 64        | 71      | 39        | 279    |
| Less than 40 horsepower (PTO) ----- farms--                               | 6      | 54         | 46     | 10      | 12        | 28      | 7         | 39     |
| ----- number--  | 6      | 92         | 60     | 11      | 21        | 28      | 7         | 44     |
| 40 horsepower (PTO) or more ----- farms--                                 | 20     | 113        | 29     | 25      | 27        | 33      | 22        | 125    |
| ----- number--  | 38     | 317        | 33     | 43      | 43        | 43      | 32        | 235    |
| Grain and bean combines ----- farms--                                     | 5      | 75         | 13     | 13      | 3         | -       | 2         | 24     |
| ----- number--  | 5      | 97         | 16     | 13      | 4         | -       | (D)       | 25     |
| Cottonpickers and strippers ----- farms--                                 | 14     | 58         | -      | 20      | -         | -       | 6         | 68     |
| ----- number--  | 20     | 104        | -      | 32      | -         | -       | 10        | 87     |
| Mower conditioners ----- farms--  | 6      | 12         | 14     | 11      | 20        | 28      | 16        | 18     |
| ----- number--  | 6      | 14         | 14     | 11      | 29        | 36      | 16        | 18     |
| Pickup balers ----- farms--   | -      | 3          | 4      | 13      | 19        | 70      | 12        | 31     |
| ----- number--  | -      | 3          | 4      | 13      | 19        | 78      | 19        | 58     |
| <b>Manufactured prior to 1983:</b>  |        |            |        |         |           |         |           |        |
| Motortrucks, including pickups ----- farms--                              | 186    | 269        | 329    | 214     | 102       | 430     | 170       | 326    |
| ----- number--  | 338    | 657        | 417    | 304     | 137       | 531     | 260       | 657    |
| Wheel tractors ----- farms--  | 187    | 297        | 401    | 248     | 178       | 500     | 272       | 413    |
| ----- number--  | 397    | 1 126      | 758    | 430     | 282       | 726     | 545       | 991    |
| Less than 40 horsepower (PTO) ----- farms--                               | 73     | 95         | 245    | 85      | 120       | 329     | 181       | 157    |
| ----- number--  | 85     | 194        | 332    | 109     | 133       | 352     | 223       | 188    |
| 40 horsepower (PTO) or more ----- farms--                                 | 141    | 284        | 263    | 194     | 88        | 259     | 154       | 350    |
| ----- number--  | 312    | 932        | 426    | 321     | 149       | 374     | 322       | 803    |
| Grain and bean combines ----- farms--                                     | 19     | 113        | 12     | 40      | 18        | 16      | 56        | 108    |
| ----- number--  | 28     | 214        | 12     | 42      | 21        | 16      | (D)       | 126    |
| Cottonpickers and strippers ----- farms--                                 | 14     | 127        | -      | 54      | -         | 31      | 15        | 107    |
| ----- number--  | 26     | 213        | -      | 61      | -         | 32      | 29        | 143    |
| Mower conditioners ----- farms--  | 11     | 59         | 92     | 34      | 35        | 124     | 46        | 88     |
| ----- number--  | 13     | 77         | 93     | 34      | 54        | 139     | 46        | 92     |
| Pickup balers ----- farms--   | 17     | 41         | 132    | 57      | 50        | 103     | 67        | 104    |
| ----- number--  | 18     | 42         | 144    | 65      | 53        | 119     | 74        | 107    |

<sup>1</sup>Data for 1982 include self-propelled only.

**Table 9. Agricultural Chemicals Used, Including Fertilizer and Lime: 1987 and 1982**

[Data are based on a sample of farms. For meaning of abbreviations and symbols, see introductory text.]

| Chemicals used   | Mississippi  |           |        |        |        |        |         |         |
|--|--|-----------|--------|--------|--------|--------|---------|---------|
|  | Mississippi  | Adams     | Alcorn | Amite  | Attala | Benton | Bolivar |         |
| Commercial fertilizer ----- farms, 1987..  | 22 555   | 83        | 309    | 345    | 272    | 167    | 408     |         |
|  | 1982..   | 28 008    | 78     | 480    | 512    | 345    | 235     |         |
|  | acres on which used, 1987..                        | 3 085 212 | 10 738 | 26 527 | 27 214 | 19 233 | 27 060  | 141 210 |
|  | 1982..   | 4 168 222 | 17 820 | 33 954 | 32 505 | 31 610 | 35 446  | 172 473 |
| Cropland fertilized, except pastureland ----- farms, 1987..  | 16 389   | 69        | 252    | 185    | 158    | 145    | 408     |         |
|  | 1982..   | 21 835    | 59     | 381    | 329    | 257    | 207     | 408     |
|  | acres on which used, 1987..                        | 2 562 397 | 10 290 | 23 334 | 11 244 | 13 626 | 23 826  | (D)     |
|  | 1982..   | 3 586 150 | 16 029 | 30 575 | 17 899 | 25 155 | 32 113  | 171 017 |
| Pastureland and rangeland fertilized ----- farms, 1987..   | 8 979  | 14        | 97     | 188    | 141    | 58     | 1       |         |
|  | 1982..   | 10 667    | 32     | 159    | 268    | 132    | 49      | 18      |
|  | acres on which used, 1987..                        | 522 815   | 448    | 3 193  | 15 970 | 5 607  | 3 234   | (D)     |
|  | 1982..   | 582 072   | 1 791  | 3 379  | 14 606 | 6 455  | 3 333   | 1 456   |
| Lime ----- farms, 1987..   | 4 896  | 9         | 123    | 73     | 61     | 42     | 8       |         |
|  | 1982..   | 7 799     | 27     | 167    | 176    | 83     | 51      | 23      |
|  | acres on which used, 1987..                        | 291 340   | 442    | 7 877  | 4 425  | 2 890  | 2 322   | 2 638   |
|  | 1982..   | 482 078   | 1 317  | 6 162  | 6 350  | 2 922  | 2 028   | 4 232   |
| Sprays, dusts, granules, fumigants, etc., to control--   | 353 369  | 627       | 8 682  | 4 753  | 4 013  | 2 882  | 3 190   |         |
|  | 1982..   | 556 879   | (D)    | 7 043  | 6 223  | 3 310  | 3 672   | 7 217   |
|  | Insects on hay and other crops ----- farms, 1987.. | 7 182     | 25     | 97     | 75     | 74     | 114     | 323     |
|  | 1982..   | 6 854     | 36     | 63     | 68     | 82     | 80      | 224     |
| Nematodes in crops ----- farms, 1987..   | 1 508 903  | 8 494     | 10 664 | 2 701  | 9 035  | 12 199 | 86 369  |         |
|  | 1982..   | 1 961 825 | 25 011 | 4 069  | 4 688  | 7 745  | 8 605   | 89 847  |
|  | acres on which used, 1987..                        | 113 361   | -      | 1 061  | (D)    | 850    | (D)     | 7 673   |
|  | 1982..   | 148 092   | (D)    | 4 880  | 800    | -      | (D)     | 3 155   |
| Diseases in crops and orchards ----- farms, 1987..   | 436  | -         | 18     | 2      | 3      | 1      | 9       |         |
|  | 1982..   | 576       | 1      | 13     | 3      | -      | 11      |         |
|  | acres on which used, 1987..                        | 113 361   | -      | 1 061  | (D)    | 850    | (D)     | 7 673   |
|  | 1982..   | 148 092   | (D)    | 4 880  | 800    | -      | (D)     | 3 155   |
| Weeds, grass, or brush in crops and pasture ----- farms, 1987..  | 1 600  | 1         | 13     | 17     | 2      | 4      | 148     |         |
|  | 1982..   | 1 615     | 10     | -      | 2      | 15     | 10      | 72      |
|  | acres on which used, 1987..                        | 317 737   | (D)    | 816    | 1 050  | (D)    | 252     | 54 725  |
|  | 1982..   | 371 913   | 5 303  | -      | (D)    | 354    | 152     | 32 256  |
| Chemicals used for defoliation or for growth control of crops or thinning of fruit ----- farms, 1987.. | 11 043   | 26        | 145    | 91     | 126    | 48     | 378     |         |
|  | 1982..   | 11 400    | 39     | 204    | 49     | 108    | 121     | 381     |
|  | acres on which used, 1987..                        | 2 863 229 | 22 860 | 17 798 | 7 631  | 11 631 | 16 043  | 213 208 |
|  | 1982..   | 3 891 535 | 35 905 | 24 610 | 6 141  | 19 973 | 16 604  | 308 778 |
| Chemicals used for defoliation or for growth control of crops or thinning of fruit ----- farms, 1987.. | 3 391  | 19        | 17     | 1      | 31     | 30     | 244     |         |
|  | 1982..   | 2 615     | 5      | 21     | 7      | 20     | 41      | 115     |
|  | acres on which used, 1987..                        | 928 681   | 6 109  | 2 812  | (D)    | 3 823  | 8 080   | 63 131  |
|  | 1982..   | 896 327   | 5 355  | 4 699  | (D)    | 5 416  | 2 827   | 40 942  |

| Chemicals used   | Mississippi  |         |           |         |           |        |        |        |
|--|--|---------|-----------|---------|-----------|--------|--------|--------|
|  | Calhoun  | Carroll | Chickasaw | Choctaw | Claiborne | Clarke | Clay   |        |
| Commercial fertilizer ----- farms, 1987..  | 364  | 288     | 313       | 129     | 114       | 227    | 207    |        |
|  | 1982..   | 373     | 285       | 403     | 209       | 136    | 282    |        |
|  | acres on which used, 1987..                        | 53 533  | 44 482    | 56 144  | 10 637    | 14 927 | 14 087 | 36 290 |
|  | 1982..   | 63 699  | 59 056    | 88 748  | 16 768    | 34 843 | 22 389 | 57 871 |
| Cropland fertilized, except pastureland ----- farms, 1987..  | 315  | 203     | 235       | 91      | 72        | 167    | 146    |        |
|  | 1982..   | 351     | 237       | 334     | 188       | 107    | 253    |        |
|  | acres on which used, 1987..                        | 49 967  | 24 976    | 38 243  | 8 256     | 8 932  | 5 603  | 30 970 |
|  | 1982..   | 60 125  | 36 900    | 75 634  | 15 868    | 22 159 | 14 973 | 51 185 |
| Pastureland and rangeland fertilized ----- farms, 1987..   | 81   | 157     | 125       | 67      | 55        | 116    | 87     |        |
|  | 1982..   | 68      | 106       | 113     | 48        | 62     | 148    | 83     |
|  | acres on which used, 1987..                        | 3 566   | 19 506    | 17 901  | 2 381     | 5 995  | 8 484  | 5 320  |
|  | 1982..   | 3 574   | 22 156    | 13 114  | 900       | 12 684 | 7 416  | 6 686  |
| Lime ----- farms, 1987..   | 80   | 46      | 46        | 34      | 16        | 55     | 35     |        |
|  | 1982..   | 95      | 100       | 175     | 40        | 39     | 66     |        |
|  | acres on which used, 1987..                        | 5 733   | 6 031     | 4 948   | 1 789     | 1 181  | 875    | 1 712  |
|  | 1982..   | 8 266   | 11 640    | 15 671  | 1 036     | 1 302  | 2 582  | 4 759  |
| Sprays, dusts, granules, fumigants, etc., to control--   | 6 750  | 4 749   | 9 551     | 2 166   | 1 392     | 1 133  | 1 522  |        |
|  | 1982..   | 9 105   | 12 414    | 18 534  | 1 036     | 1 302  | 2 612  | 4 751  |
|  | Insects on hay and other crops ----- farms, 1987.. | 158     | 76        | 52      | 42        | 43     | 28     | 20     |
|  | 1982..   | 150     | 85        | 84      | 28        | 62     | 37     | 28     |
| Nematodes in crops ----- farms, 1987..   | 27 525   | 17 397  | 5 094     | 1 066   | 4 361     | 2 10   | 6 198  |        |
|  | 1982..   | 27 353  | 23 071    | 6 210   | 1 741     | 8 610  | 430    | 13 125 |
|  | acres on which used, 1987..                        | 28      | 1         | 11      | -         | 2      | -      | -      |
|  | 1982..   | (D)     | 1 689     | -       | 3 000     | 848    | -      | -      |
| Diseases in crops and orchards ----- farms, 1987..   | 486  | (D)     | 150       | -       | (D)       | -      | -      |        |
|  | 1982..   | 29      | 20        | 1       | 1         | 6      | 14     |        |
|  | acres on which used, 1987..                        | 5       | 24        | 20      | 14        | 12     | 18     |        |
|  | 1982..   | 3 678   | 690       | (D)     | (D)       | 1 154  | 140    | (D)    |
| Weeds, grass, or brush in crops and pasture ----- farms, 1987..  | 1 120  | 3 133   | 864       | 1 225   | 3 971     | 44     | 2 277  |        |
|  | 1982..   | 186     | 133       | 202     | 40        | 48     | 67     |        |
|  | acres on which used, 1987..                        | 256     | 168       | 217     | 66        | 64     | 58     |        |
|  | 1982..   | 43 417  | 32 308    | 43 609  | 7 669     | 9 009  | 3 076  | 38 338 |
| Chemicals used for defoliation or for growth control of crops or thinning of fruit ----- farms, 1987.. | 46 926   | 42 459  | 68 759    | 15 178  | 17 815    | 10 918 | 44 917 |        |
|  | 1982..   | 49      | 47        | 11      | 1         | 8      | -      |        |
|  | acres on which used, 1987..                        | 33      | 52        | 1       | 1         | 17     | 11     |        |
|  | 1982..   | 12 046  | 9 284     | (D)     | (D)       | 467    | -      |        |
| Chemicals used for defoliation or for growth control of crops or thinning of fruit ----- farms, 1987.. | 7 593  | 11 732  | (D)       | (D)     | 3 506     | 440    | 1 108  |        |
|  | 1982..   | 7 593   | 11 732    | (D)     | (D)       | 3 506  | 440    |        |
|  | acres on which used, 1987..                        | 12 046  | 9 284     | (D)     | (D)       | 467    | -      |        |
|  | 1982..   | 7 593   | 11 732    | (D)     | (D)       | 3 506  | 440    |        |

**Table 9. Agricultural Chemicals Used, Including Fertilizer and Lime: 1987 and 1982—Con.**

[Data are based on a sample of farms. For meaning of abbreviations and symbols, see introductory text]

| Chemicals used   | County  |        |           |         |         |          |        |  |
|--|---------|--------|-----------|---------|---------|----------|--------|--|
|  | Coahoma | Copiah | Covington | De Soto | Forrest | Franklin | George |  |
| Commercial fertilizer ----- farms, 1987..  | 217     | 333    | 333       | 246     | 201     | 102      | 261    |  |
|  | 248     | 401    | 429       | 362     | 264     | 96       | 340    |  |
|  | 110 028 | 22 506 | 20 766    | 50 159  | 12 926  | 6 314    | 11 862 |  |
|  | 125 899 | 39 423 | 32 031    | 76 682  | 16 742  | 11 270   | 19 007 |  |
| Cropland fertilized, except pastureland ----- farms, 1987..  | 217     | 192    | 206       | 170     | 130     | 68       | 213    |  |
|  | 230     | 274    | 293       | 267     | 189     | 64       | 281    |  |
|  | (D)     | 15 759 | 11 407    | 44 627  | 9 188   | 4 852    | 8 799  |  |
|  | 125 188 | 25 867 | 20 516    | 69 851  | 13 054  | 7 136    | 13 428 |  |
| Pastureland and rangeland fertilized ----- farms, 1987..   | 1       | 181    | 177       | 94      | 102     | 44       | 77     |  |
|  | 22      | 179    | 202       | 149     | 120     | 53       | 139    |  |
|  | (D)     | 6 747  | 9 359     | 5 532   | 3 738   | 1 462    | 3 063  |  |
|  | 711     | 13 556 | 11 515    | 6 831   | 3 688   | 4 134    | 5 581  |  |
| Lime ----- farms, 1987..   | 28      | 47     | 102       | 84      | 91      | 33       | 71     |  |
|  | 10      | 106    | 143       | 74      | 117     | 30       | 109    |  |
|  | 2 373   | 7 360  | 2 929     | 4 639   | 2 482   | 647      | 2 967  |  |
|  | 3 535   | 5 083  | 6 555     | 11 187  | 3 171   | (D)      | 6 493  |  |
| Sprays, dusts, granules, fumigants, etc., to control—  | 3 427   | 4 466  | 2 905     | 7 530   | 2 392   | 851      | 2 735  |  |
|  | 5 615   | 5 034  | 6 667     | 15 503  | 2 239   | 861      | 6 366  |  |
|  | 186     | 48     | 38        | 75      | 52      | 8        | 98     |  |
|  | 211     | 76     | 66        | 91      | 36      | 9        | 123    |  |
| Insects on hay and other crops ----- farms, 1987..   | 81 630  | 5 554  | 1 928     | 18 407  | 4 267   | 226      | 3 422  |  |
|  | 106 919 | 9 135  | 5 798     | 22 803  | 3 022   | (D)      | 7 976  |  |
|  | 2       | -      | 1         | 1       | 1       | -        | 6      |  |
|  | 12      | -      | 7         | 6       | 5       | -        | 15     |  |
| Nematodes in crops ----- farms, 1987..   | (D)     | -      | (D)       | (D)     | (D)     | -        | 246    |  |
|  | 2 057   | -      | 7         | (D)     | 45      | -        | 479    |  |
|  | 61      | 1      | 14        | 35      | 14      | -        | 44     |  |
|  | 73      | 15     | 18        | 25      | 21      | 7        | 25     |  |
| Diseases in crops and orchards ----- farms, 1987..   | 21 841  | (D)    | 1 036     | 8 384   | 3 301   | -        | 734    |  |
|  | 20 380  | (D)    | 2 783     | 12 700  | (D)     | 7        | 110    |  |
|  | 177     | 90     | 102       | 119     | 54      | 27       | 103    |  |
|  | 213     | 70     | 92        | 170     | 80      | 28       | 99     |  |
| Weeds, grass, or brush in crops and pasture ----- farms, 1987..  | 123 112 | 7 151  | 10 645    | 58 631  | 7 465   | 6 544    | 6 604  |  |
|  | 164 319 | 18 093 | 12 148    | 67 209  | 9 232   | 7 186    | 6 422  |  |
|  | 158     | 4      | 4         | 43      | -       | -        | 7      |  |
|  | 173     | 13     | 5         | 34      | -       | 1        | -      |  |
| Chemicals used for defoliation or for growth control of crops or thinning of fruit ----- farms, 1987.. | 72 959  | 1 730  | 4         | 13 436  | -       | -        | (D)    |  |
|  | 63 145  | 2 880  | (D)       | 11 453  | -       | (D)      | -      |  |

| Chemicals used   | County |         |         |          |        |        |           |
|--|--------|---------|---------|----------|--------|--------|-----------|
|  | Greene | Grenada | Hancock | Harrison | Hinds  | Holmes | Humphreys |
| Commercial fertilizer ----- farms, 1987..  | 187    | 134     | 161     | 183      | 468    | 253    | 204       |
|  | 285    | 187     | 177     | 265      | 607    | 301    | 236       |
|  | 6 465  | 23 425  | 6 153   | 2 997    | 60 244 | 74 972 | 63 197    |
|  | 12 205 | 34 893  | 7 263   | 15 455   | 89 213 | 97 273 | 74 845    |
| Cropland fertilized, except pastureland ----- farms, 1987..  | 133    | 115     | 95      | 108      | 288    | 243    | 203       |
|  | 214    | 141     | 92      | 171      | 456    | 275    | 236       |
|  | 3 292  | 18 985  | 3 047   | 1 275    | 36 740 | 72 929 | (D)       |
|  | 7 200  | 28 739  | 3 519   | 11 867   | 72 437 | 92 935 | (D)       |
| Pastureland and rangeland fertilized ----- farms, 1987..   | 76     | 42      | 87      | 99       | 238    | 24     | 1         |
|  | 140    | 62      | 102     | 142      | 276    | 43     | 2         |
|  | 3 173  | 4 440   | 3 106   | 1 722    | 23 504 | 2 043  | (D)       |
|  | 5 005  | 6 154   | 3 744   | 3 588    | 16 776 | 4 338  | (D)       |
| Lime ----- farms, 1987..   | 55     | 20      | 37      | 22       | 108    | 69     | 7         |
|  | 68     | 29      | 58      | 91       | 134    | 82     | 31        |
|  | 1 330  | 3 246   | 692     | 316      | 5 404  | 8 512  | 1 070     |
|  | 1 293  | 4 196   | 2 391   | 1 429    | 12 422 | 11 066 | 3 136     |
| Sprays, dusts, granules, fumigants, etc., to control—  | 1 182  | 4 734   | 920     | 302      | 6 179  | 11 640 | 1 150     |
|  | 1 305  | 5 231   | 4 263   | 1 390    | 15 480 | 14 252 | 4 767     |
|  | 15     | 72      | 34      | 46       | 120    | 171    | 189       |
|  | 37     | 47      | 28      | 34       | 135    | 166    | 156       |
| Insects on hay and other crops ----- farms, 1987..   | (D)    | 8 985   | 653     | 598      | 21 077 | 64 932 | 56 826    |
|  | 1 695  | 13 086  | 1 180   | 490      | 40 951 | 70 189 | 81 170    |
|  | 1      | -       | 1       | 3        | 12     | 14     | 4         |
|  | 4      | 5       | -       | 9        | 1      | 8      | 13        |
| Nematodes in crops ----- farms, 1987..   | (D)    | -       | (D)     | 3        | 592    | 4 498  | 4 176     |
|  | 180    | 95      | -       | 14       | (D)    | 1 526  | 8 489     |
|  | 20     | 3       | 32      | 14       | 22     | 15     | 31        |
|  | 12     | 14      | 9       | 24       | 26     | 14     | 20        |
| Diseases in crops and orchards ----- farms, 1987..   | 35     | 1 100   | 650     | 552      | 2 315  | 3 558  | 8 861     |
|  | 126    | 5 540   | 311     | 360      | 844    | 4 711  | 11 085    |
|  | 60     | 62      | 34      | 30       | 227    | 128    | 183       |
|  | 53     | 84      | 24      | 33       | 224    | 176    | 133       |
| Weeds, grass, or brush in crops and pasture ----- farms, 1987..  | 2 718  | 18 450  | 2 051   | 472      | 41 307 | 65 897 | 71 533    |
|  | 3 110  | 31 056  | 2 452   | 5 191    | 77 680 | 92 063 | 91 350    |
|  | 5      | 43      | -       | 10       | 46     | 118    | 121       |
|  | -      | 32      | -       | 4        | 48     | 140    | 117       |
| Chemicals used for defoliation or for growth control of crops or thinning of fruit ----- farms, 1987.. | 5      | 6 172   | -       | 13       | 12 315 | 48 327 | 39 682    |
|  | -      | 6 554   | -       | 4        | 11 905 | 51 864 | 45 122    |

**Table 9. Agricultural Chemicals Used, Including Fertilizer and Lime: 1987 and 1982—Con.**

[Data are based on a sample of farms. For meaning of abbreviations and symbols, see introductory text.]

| Chemicals used   | County    |          |         |        |           |                 |        |  |
|--|-----------|----------|---------|--------|-----------|-----------------|--------|--|
|  | Issaquena | Itawamba | Jackson | Jasper | Jefferson | Jefferson Davis | Jones  |  |
| Commercial fertilizer ----- farms, 1987..  | 75        | 321      | 144     | 201    | 147       | 325             | 486    |  |
|  | 87        | 412      | 172     | 371    | 166       | 365             | 591    |  |
|  | 31 008    | 18 707   | 4 520   | 11 257 | 8 271     | 18 988          | 24 304 |  |
|  | 31 226    | 36 595   | 9 971   | 26 369 | 26 112    | 25 211          | 32 528 |  |
| Cropland fertilized, except pastureland ----- farms, 1987..  | 75        | 196      | 77      | 148    | 85        | 248             | 256    |  |
|  | 79        | 330      | 106     | 249    | 84        | 283             | 351    |  |
|  | 30 700    | 11 604   | 3 219   | 5 934  | 5 083     | 11 287          | 9 842  |  |
|  | 31 150    | 31 083   | 8 502   | 9 442  | 22 215    | 15 029          | 15 370 |  |
| Pastureland and rangeland fertilized ----- farms, 1987..   | 4         | 145      | 67      | 77     | 84        | 142             | 310    |  |
|  | 8         | 140      | 109     | 200    | 91        | 153             | 354    |  |
|  | 308       | 7 103    | 1 301   | 5 323  | 3 188     | 7 701           | 14 462 |  |
|  | 76        | 5 512    | 1 469   | 16 927 | 3 897     | 10 182          | 17 158 |  |
| Lime ----- farms, 1987..   | -         | 37       | 16      | 42     | 26        | 62              | 155    |  |
|  | -         | 152      | 69      | 121    | 76        | 147             | 184    |  |
|  | -         | 2 327    | 621     | 1 356  | 770       | 1 612           | 6 145  |  |
|  | -         | 6 779    | 1 910   | 4 645  | 4 034     | 7 721           | 13 466 |  |
| Sprays, dusts, granules, fumigants, etc., to control—  | -         | 2 141    | 621     | 2 014  | 682       | 1 605           | 8 188  |  |
|  | -         | 8 052    | 2 082   | 4 689  | 4 271     | 6 779           | 11 922 |  |
|  | -         | -        | -       | -      | -         | -               | -      |  |
|  | -         | -        | -       | -      | -         | -               | -      |  |
| Insects on hay and other crops ----- farms, 1987..   | 69        | 83       | 1       | 23     | 4         | 78              | 70     |  |
|  | 79        | 95       | 10      | 21     | 51        | 48              | 61     |  |
|  | 42 167    | 4 822    | (D)     | 611    | 2 227     | 2 631           | 698    |  |
|  | 62 372    | 9 996    | 2 420   | 2 653  | 15 872    | 2 473           | 2 352  |  |
| Nematodes in crops ----- farms, 1987..   | 7         | 2        | 1       | -      | 2         | 11              | -      |  |
|  | 1         | 7        | -       | -      | 8         | 6               | -      |  |
|  | 1 584     | (D)      | (D)     | -      | (D)       | 112             | -      |  |
|  | (D)       | 490      | -       | (D)    | 757       | 660             | -      |  |
| Diseases in crops and orchards ----- farms, 1987..   | 18        | 9        | 13      | 22     | 16        | 13              | 11     |  |
|  | 5         | 1        | 3       | 12     | 9         | 13              | 38     |  |
|  | 6 474     | 45       | 13      | 38     | 463       | 532             | (D)    |  |
|  | 6 727     | (D)      | (D)     | 632    | 1 890     | (D)             | 767    |  |
| Weeds, grass, or brush in crops and pasture ----- farms, 1987..  | 81        | 174      | 67      | 51     | 67        | 109             | 210    |  |
|  | 85        | 214      | 41      | 56     | 46        | 67              | 140    |  |
|  | 58 873    | 14 200   | 1 541   | 8 878  | 10 287    | 8 122           | 10 911 |  |
|  | 69 950    | 34 068   | 5 108   | 5 010  | 29 610    | 7 022           | 11 924 |  |
| Chemicals used for defoliation or for growth control of crops or thinning of fruit ----- farms, 1987.. | 47        | 4        | -       | 2      | 2         | 1               | 10     |  |
|  | 39        | 27       | -       | 1      | 1         | 6               | 4      |  |
|  | 20 320    | 373      | -       | (D)    | (D)       | (D)             | 74     |  |
|  | 24 377    | 1 755    | -       | (D)    | (D)       | 450             | 212    |  |

| Chemicals used   | County |           |        |            |          |        |        |         |
|--|--------|-----------|--------|------------|----------|--------|--------|---------|
|  | Kemper | Lafayette | Lamar  | Lauderdale | Lawrence | Leake  | Lee    | Leflore |
| Commercial fertilizer ----- farms, 1987..  | 296    | 263       | 244    | 283        | 214      | 319    | 417    | 218     |
|  | 384    | 287       | 319    | 424        | 253      | 460    | 462    | 241     |
|  | 16 214 | 22 935    | 23 820 | 6 620      | 18 130   | 16 065 | 53 781 | 104 649 |
|  | 40 631 | 32 042    | 20 910 | 18 112     | 21 102   | 27 853 | 57 947 | 135 205 |
| Cropland fertilized, except pastureland ----- farms, 1987..  | 167    | 198       | 162    | 174        | 108      | 189    | 339    | 218     |
|  | 279    | 227       | 198    | 251        | 172      | 344    | 378    | 241     |
|  | 8 075  | 15 812    | 16 122 | 2 650      | 11 711   | 9 410  | 42 511 | 103 009 |
|  | 29 124 | 28 700    | 10 996 | 8 157      | 13 062   | 24 214 | 45 634 | (D)     |
| Pastureland and rangeland fertilized ----- farms, 1987..   | 146    | 103       | 153    | 136        | 141      | 164    | 158    | 11      |
|  | 199    | 83        | 187    | 254        | 163      | 159    | 202    | 2       |
|  | 8 139  | 7 123     | 7 698  | 3 970      | 6 419    | 6 655  | 11 270 | 1 840   |
|  | 11 507 | 3 342     | 9 914  | 9 955      | 8 040    | 3 639  | 12 313 | (D)     |
| Lime ----- farms, 1987..   | 49     | 18        | 63     | 55         | 59       | 58     | 80     | 24      |
|  | 132    | 68        | 140    | 131        | 76       | 95     | 189    | 27      |
|  | 1 437  | 1 013     | 5 664  | 1 565      | 3 147    | 1 996  | 5 134  | 3 683   |
|  | 14 103 | 5 785     | 6 488  | 3 214      | 3 038    | 2 284  | 13 457 | 5 075   |
| Sprays, dusts, granules, fumigants, etc., to control—  | 1 539  | 1 136     | 5 191  | 2 204      | 3 103    | 1 811  | 6 334  | 5 215   |
|  | 13 949 | 6 261     | 7 109  | 3 052      | 3 439    | 2 196  | 12 247 | 6 984   |
|  | -      | -         | -      | -          | -        | -      | -      | -       |
|  | -      | -         | -      | -          | -        | -      | -      | -       |
| Insects on hay and other crops ----- farms, 1987..   | 19     | 86        | 51     | 59         | 30       | 62     | 137    | 166     |
|  | 43     | 73        | 30     | 23         | 12       | 84     | 51     | 223     |
|  | 1 650  | 8 724     | 10 495 | 918        | 625      | 2 608  | 14 850 | 92 959  |
|  | 7 662  | 8 802     | 2 785  | 1 158      | 1 686    | 7 507  | 6 789  | 149 140 |
| Nematodes in crops ----- farms, 1987..   | -      | 1         | -      | 1          | -        | 12     | 5      | 9       |
|  | -      | -         | -      | 4          | -        | 24     | 21     | 5       |
|  | -      | (D)       | -      | (D)        | -        | 144    | 500    | 3 931   |
|  | -      | -         | -      | 400        | -        | 1 270  | 1 430  | 3 011   |
| Diseases in crops and orchards ----- farms, 1987..   | 1      | 23        | 32     | 29         | -        | 13     | 7      | 41      |
|  | 6      | 8         | 16     | 17         | 2        | 27     | 8      | 41      |
|  | (D)    | 1 151     | 8 374  | 211        | -        | 261    | 1 313  | 15 842  |
|  | (D)    | 905       | 2 490  | 494        | (D)      | 320    | 2 587  | 16 003  |
| Weeds, grass, or brush in crops and pasture ----- farms, 1987..  | 66     | 158       | 92     | 115        | 74       | 107    | 260    | 199     |
|  | 80     | 144       | 35     | 90         | 48       | 143    | 265    | 190     |
|  | 8 179  | 13 661    | 9 547  | 3 549      | 12 348   | 6 484  | 54 779 | 114 243 |
|  | 24 555 | 25 337    | 6 969  | 4 611      | 9 827    | 20 235 | 44 958 | 177 900 |
| Chemicals used for defoliation or for growth control of crops or thinning of fruit ----- farms, 1987.. | 11     | 42        | 1      | -          | 5        | 20     | 55     | 148     |
|  | 2      | 32        | -      | 3          | 1        | 10     | 5      | 141     |
|  | 228    | 4 949     | (D)    | -          | 100      | 1 395  | 1 347  | 72 295  |
|  | (D)    | 2 739     | -      | (D)        | (D)      | 660    | 275    | 77 615  |

**Table 9. Agricultural Chemicals Used, Including Fertilizer and Lime: 1987 and 1982—Con.**

[Data are based on a sample of farms. For meaning of abbreviations and symbols, see introductory text]

| Chemicals used   | Lincoln | Lowndes | Madison | Marion | Marshall | Monroe | Montgomery | Neshoba |
|--|---------|---------|---------|--------|----------|--------|------------|---------|
| Commercial fertilizer ----- farms, 1987..  | 353     | 240     | 354     | 379    | 354      | 410    | 239        | 524     |
| ----- farms, 1982..  | 440     | 294     | 372     | 538    | 450      | 515    | 209        | 600     |
| acres on which used, 1987..  | 23 087  | 43 651  | 60 729  | 23 761 | 55 156   | 85 094 | 26 843     | 27 633  |
| ----- farms, 1982..  | 38 993  | 73 518  | 96 086  | 30 342 | 67 605   | 86 693 | 28 197     | 30 284  |
| Cropland fertilized, except pastureland ----- farms, 1987..  | 176     | 200     | 280     | 204    | 279      | 326    | 197        | 346     |
| ----- farms, 1982..  | 293     | 258     | 287     | 367    | 367      | 458    | 176        | 454     |
| acres on which used, 1987..  | 9 637   | 36 147  | 52 718  | 12 464 | 46 694   | 71 538 | 16 421     | 14 665  |
| ----- farms, 1982..  | 25 936  | 67 452  | 85 816  | 17 335 | 59 232   | 76 530 | 24 988     | 19 688  |
| Pastureland and rangeland fertilized ----- farms, 1987..   | 228     | 85      | 106     | 218    | 119      | 121    | 73         | 271     |
| ----- farms, 1982..  | 203     | 73      | 137     | 286    | 141      | 167    | 60         | 273     |
| acres on which used, 1987..  | 13 450  | 7 504   | 8 011   | 11 297 | 8 462    | 13 556 | 10 422     | 12 968  |
| ----- farms, 1982..  | 13 057  | 6 066   | 10 270  | 13 007 | 8 373    | 10 163 | 3 209      | 10 596  |
| Lime ----- farms, 1987..   | 110     | 36      | 108     | 108    | 102      | 66     | 58         | 129     |
| ----- farms, 1982..  | 107     | 55      | 146     | 153    | 112      | 147    | 53         | 178     |
| acres on which used, 1987..  | 3 404   | 2 423   | 10 212  | 5 673  | 8 687    | 4 338  | 4 158      | 4 738   |
| ----- farms, 1982..  | 6 232   | 1 084   | 18 232  | 6 057  | 8 363    | 8 990  | 4 118      | 8 543   |
| tons, 1987..   | 3 783   | 2 922   | 10 835  | 6 314  | 10 802   | 5 655  | 4 578      | 7 487   |
| ----- farms, 1982..  | 6 532   | 1 371   | 18 681  | 7 133  | 12 815   | 12 653 | 5 099      | 9 324   |
| Sprays, dusts, granules, fumigants, etc., to control—  |         |         |         |        |          |        |            |         |
| Insects on hay and other crops ----- farms, 1987..   | 40      | 69      | 99      | 39     | 139      | 115    | 73         | 53      |
| ----- farms, 1982..  | 21      | 60      | 146     | 52     | 121      | 81     | 41         | 16      |
| acres on which used, 1987..  | 1 662   | 6 512   | 36 815  | 560    | 24 795   | 19 803 | 9 601      | 905     |
| ----- farms, 1982..  | 3 782   | 5 647   | 59 246  | 2 918  | 21 348   | 17 565 | 8 397      | (D)     |
| Nematodes in crops ----- farms, 1987..   | -       | 13      | 2       | -      | 10       | 4      | 36         | 1       |
| ----- farms, 1982..  | 6       | 2       | 2       | 5      | 9        | 8      | 2          | -       |
| acres on which used, 1987..  | -       | 2 825   | (D)     | -      | 3 038    | 2 272  | 1 747      | (D)     |
| ----- farms, 1982..  | 6       | (D)     | (D)     | 175    | 1 864    | 240    | (D)        | -       |
| Diseases in crops and orchards ----- farms, 1987..   | 8       | 23      | 17      | 26     | 14       | 14     | 40         | 28      |
| ----- farms, 1982..  | 15      | 40      | 25      | 9      | 50       | 21     | 1          | 8       |
| acres on which used, 1987..  | 208     | 4 351   | 4 597   | 187    | 3 929    | 1 280  | 949        | 26      |
| ----- farms, 1982..  | (D)     | 7 312   | 13 418  | 124    | 1 030    | 2 647  | (D)        | 13      |
| Weeds, grass, or brush in crops and pasture ----- farms, 1987..  | 118     | 111     | 169     | 136    | 158      | 256    | 143        | 139     |
| ----- farms, 1982..  | 121     | 186     | 161     | 97     | 164      | 326    | 85         | 74      |
| acres on which used, 1987..  | 10 673  | 39 831  | 38 867  | 10 332 | 39 173   | 70 224 | 18 598     | 4 203   |
| ----- farms, 1982..  | 22 864  | 57 312  | 61 440  | 10 406 | 45 092   | 87 054 | 24 813     | 8 866   |
| Chemicals used for defoliation or for growth control of crops or thinning of fruit ----- farms, 1987.. | 1       | 50      | 79      | -      | 98       | 48     | 72         | 6       |
| ----- farms, 1982..  | 7       | 10      | 47      | -      | 47       | 15     | 22         | -       |
| acres on which used, 1987..  | (D)     | 8 291   | 24 349  | -      | 14 125   | 4 684  | 8 988      | 12      |
| ----- farms, 1982..  | (D)     | 1 682   | 25 221  | -      | 8 653    | 3 236  | 8 458      | -       |

| Chemicals used   | Newton | Noxubee | Oktibbeha | Panola  | Pearl River | Perry  | Pike   | Pontotoc |
|--|--------|---------|-----------|---------|-------------|--------|--------|----------|
| Commercial fertilizer ----- farms, 1987..  | 356    | 279     | 231       | 432     | 454         | 112    | 290    | 438      |
| ----- farms, 1982..  | 474    | 380     | 250       | 443     | 560         | 191    | 445    | 597      |
| acres on which used, 1987..  | 32 485 | 99 459  | 19 654    | 64 548  | 38 503      | 5 889  | 21 264 | 41 255   |
| ----- farms, 1982..  | 34 366 | 128 688 | 36 894    | 108 162 | 43 902      | 11 599 | 34 158 | 74 388   |
| Cropland fertilized, except pastureland ----- farms, 1987..  | 253    | 236     | 159       | 332     | 249         | 61     | 142    | 376      |
| ----- farms, 1982..  | 362    | 327     | 212       | 343     | 349         | 136    | 327    | 505      |
| acres on which used, 1987..  | 20 541 | 87 609  | 12 325    | 59 538  | 24 505      | 3 993  | 9 356  | 37 031   |
| ----- farms, 1982..  | 21 470 | 113 827 | 30 678    | 100 604 | 28 298      | 8 535  | 24 238 | 69 096   |
| Pastureland and rangeland fertilized ----- farms, 1987..   | 187    | 82      | 99        | 130     | 246         | 61     | 180    | 124      |
| ----- farms, 1982..  | 287    | 124     | 91        | 147     | 310         | 98     | 189    | 172      |
| acres on which used, 1987..  | 11 944 | 11 850  | 7 329     | 5 010   | 13 998      | 1 896  | 11 908 | 4 224    |
| ----- farms, 1982..  | 12 896 | 14 861  | 6 216     | 7 558   | 15 604      | 3 064  | 9 920  | 5 292    |
| Lime ----- farms, 1987..   | 96     | 62      | 54        | 49      | 126         | 44     | 52     | 113      |
| ----- farms, 1982..  | 169    | 128     | 58        | 113     | 210         | 63     | 192    | 111      |
| acres on which used, 1987..  | 6 031  | 9 189   | 3 418     | 7 207   | 5 463       | 1 737  | 2 811  | 7 861    |
| ----- farms, 1982..  | 6 109  | 9 432   | 3 623     | 11 890  | 10 224      | 2 158  | 6 871  | 8 251    |
| tons, 1987..   | 6 140  | 10 729  | 4 647     | 8 324   | 7 242       | 1 847  | 2 996  | 17 291   |
| ----- farms, 1982..  | 6 482  | 11 104  | 4 765     | 14 644  | 10 518      | 2 122  | 9 974  | 12 395   |
| Sprays, dusts, granules, fumigants, etc., to control—  |        |         |           |         |             |        |        |          |
| Insects on hay and other crops ----- farms, 1987..   | 43     | 67      | 38        | 165     | 100         | 22     | 22     | 180      |
| ----- farms, 1982..  | 20     | 60      | 51        | 167     | 94          | 17     | 68     | 147      |
| acres on which used, 1987..  | 1 053  | 14 480  | 2 955     | 35 936  | 6 611       | 1 554  | 1 919  | 14 023   |
| ----- farms, 1982..  | 7 427  | 25 590  | 4 467     | 41 490  | 13 065      | 4 194  | 6 218  | 11 968   |
| Nematodes in crops ----- farms, 1987..   | 1      | 1       | -         | 3       | -           | -      | 2      | 2        |
| ----- farms, 1982..  | 3      | 1       | 11        | 5       | 2           | -      | 18     | 28       |
| acres on which used, 1987..  | (D)    | (D)     | -         | 1 043   | -           | -      | (D)    | (D)      |
| ----- farms, 1982..  | (D)    | (D)     | 11        | 3 943   | (D)         | -      | 1 037  | 4 733    |
| Diseases in crops and orchards ----- farms, 1987..   | 8      | 5       | 2         | 32      | 51          | 3      | 16     | 3        |
| ----- farms, 1982..  | 1      | 31      | 44        | 31      | 47          | 1      | 33     | 25       |
| acres on which used, 1987..  | 16     | 348     | (D)       | 6 143   | 2 980       | (D)    | 472    | 967      |
| ----- farms, 1982..  | (D)    | 4 728   | 3 440     | 13 802  | 3 834       | (D)    | 3 501  | 6 317    |
| Weeds, grass, or brush in crops and pasture ----- farms, 1987..  | 149    | 199     | 92        | 238     | 151         | 36     | 120    | 285      |
| ----- farms, 1982..  | 69     | 226     | 109       | 250     | 115         | 29     | 120    | 378      |
| acres on which used, 1987..  | 15 173 | 86 882  | 12 982    | 82 697  | 25 622      | 3 314  | 6 777  | 36 814   |
| ----- farms, 1982..  | 10 666 | 96 784  | 27 423    | 112 667 | 16 996      | 6 178  | 14 505 | 63 409   |
| Chemicals used for defoliation or for growth control of crops or thinning of fruit ----- farms, 1987.. | 1      | 2       | 2         | 112     | 16          | 7      | 2      | 72       |
| ----- farms, 1982..  | 1      | 6       | 10        | 102     | 5           | -      | 2      | 17       |
| acres on which used, 1987..  | (D)    | (D)     | (D)       | 28 844  | 556         | 7      | (D)    | 4 108    |
| ----- farms, 1982..  | (D)    | 1 779   | 393       | 28 058  | 1 640       | -      | (D)    | 3 020    |

**Table 9. Agricultural Chemicals Used, Including Fertilizer and Lime: 1987 and 1982—Con.**

[Data are based on a sample of farms. For meaning of abbreviations and symbols, see introductory text.]

| Chemicals used  | Prentiss |        | Quitman |         | Rankin |        | Scott  |        | Sharkey |         | Simpson |        | Smith  |        | Stone |        |
|---|----------|--------|---------|---------|--------|--------|--------|--------|---------|---------|---------|--------|--------|--------|-------|--------|
|   | 1987     | 1982   | 1987    | 1982    | 1987   | 1982   | 1987   | 1982   | 1987    | 1982    | 1987    | 1982   | 1987   | 1982   | 1987  | 1982   |
| Commercial fertilizer ----- farms,  | 312      | 445    | 220     | 278     | 299    | 418    | 362    | 465    | 100     | 99      | 352     | 483    | 301    | 486    | 169   | 206    |
| acres on which used,  | 30 829   | 52 254 | 68 023  | 88 158  | 27 543 | 37 837 | 24 562 | 35 298 | 55 803  | 73 718  | 17 944  | 39 693 | 11 524 | 31 969 | 5 443 | 9 955  |
| Cropland fertilized, except pastureland ----- farms,  | 257      | 404    | 220     | 278     | 194    | 289    | 215    | 308    | 100     | 97      | 168     | 379    | 207    | 292    | 83    | 184    |
| acres on which used,  | 27 589   | 48 955 | 68 023  | (D)     | 19 794 | 28 213 | 13 673 | 21 952 | 55 803  | 73 453  | 7 641   | 33 331 | 5 502  | 19 985 | 2 151 | 5 714  |
| Pastureland and rangeland fertilized ----- farms,   | 105      | 96     | -       | 2       | 142    | 201    | 186    | 248    | -       | 4       | 215     | 162    | 139    | 240    | 95    | 108    |
| acres on which used,  | 3 240    | 3 299  | -       | (D)     | 7 749  | 9 624  | 10 889 | 13 346 | -       | 265     | 10 303  | 6 364  | 6 022  | 11 964 | 3 292 | 4 241  |
| Lime ----- farms,   | 96       | 159    | 22      | 45      | 71     | 131    | 68     | 89     | 2       | 1       | 36      | 136    | 68     | 151    | 50    | 57     |
| acres on which used,  | 2 678    | 8 999  | 1 875   | 3 706   | 4 319  | 6 740  | 2 964  | 7 514  | (D)     | (D)     | 1 379   | 7 976  | 1 601  | 5 428  | 1 396 | 1 507  |
| tons,   | 4 381    | 11 453 | 3 129   | 6 563   | 4 517  | 6 931  | 3 255  | 7 185  | (D)     | (D)     | 1 516   | 8 032  | 1 727  | 5 840  | 1 482 | 1 618  |
| Sprays, dusts, granules, fumigants, etc., to control—   |          |        |         |         |        |        |        |        |         |         |         |        |        |        |       |        |
| Insects on hay and other crops ----- farms,   | 78       | 127    | 188     | 162     | 97     | 81     | 48     | 52     | 92      | 119     | 52      | 78     | 32     | 45     | 23    | 45     |
| acres on which used,  | 7 936    | 10 359 | 54 895  | 72 005  | 10 354 | 17 790 | 3 865  | 4 027  | 62 358  | 99 679  | 2 891   | 4 758  | 4 437  | 7 159  | 82    | 159    |
| Nematodes in crops ----- farms,   | 5        | 25     | 6       | 7       | 12     | 15     | 1      | 8      | 9       | 11      | 1       | 13     | -      | -      | 8     | -      |
| acres on which used,  | 324      | 148    | 4 700   | 2 103   | 1 779  | 3 589  | (D)    | 214    | 11 405  | 14 411  | (D)     | 10 400 | -      | -      | 8     | -      |
| Diseases in crops and orchards ----- farms,   | 14       | 26     | 33      | 53      | 3      | 12     | 27     | 7      | 27      | 24      | 8       | 28     | 30     | 21     | 16    | 22     |
| acres on which used,  | 658      | 748    | 10 860  | 18 732  | 919    | 1 752  | 253    | 372    | 24 064  | 29 335  | 24      | 2 936  | 481    | 1 262  | 96    | 506    |
| Weeds, grass, or brush in crops and pasture ----- farms,  | 225      | 335    | 187     | 193     | 177    | 136    | 179    | 109    | 102     | 122     | 126     | 97     | 115    | 101    | 23    | 62     |
| acres on which used,  | 22 147   | 49 576 | 99 598  | 110 060 | 20 921 | 21 911 | 9 591  | 14 540 | 116 139 | 132 335 | 6 220   | 21 352 | 4 414  | 13 244 | 549   | 18 127 |
| Chemicals used for defoliation or for growth control of crops or thinning of fruit ----- farms, | 11       | 50     | 139     | 97      | 26     | 20     | 17     | 15     | 75      | 52      | 1       | 8      | -      | 3      | -     | 1      |
| acres on which used,  | 2 117    | 1 313  | 33 684  | 28 787  | 4 869  | 4 168  | 816    | 4 227  | 35 758  | 31 644  | (D)     | (D)    | (D)    | (D)    | (D)   | (D)    |

| Chemicals used  | Sunflower |         | Tallahatchie |         | Tate   |        | Tippah |        | Tishomingo |        | Tunica  |         | Union  |        | Walthall |        |
|---|-----------|---------|--------------|---------|--------|--------|--------|--------|------------|--------|---------|---------|--------|--------|----------|--------|
|   | 1987      | 1982    | 1987         | 1982    | 1987   | 1982   | 1987   | 1982   | 1987       | 1982   | 1987    | 1982    | 1987   | 1982   | 1987     | 1982   |
| Commercial fertilizer ----- farms,  | 337       | 352     | 285          | 282     | 328    | 384    | 362    | 454    | 228        | 290    | 124     | 112     | 428    | 557    | 470      | 587    |
| acres on which used,  | 124 789   | 169 004 | 113 831      | 113 296 | 51 824 | 58 662 | 27 170 | 38 125 | 11 827     | 18 162 | 85 325  | 80 178  | 34 220 | 57 461 | 30 232   | 50 601 |
| Cropland fertilized, except pastureland ----- farms,  | 322       | 340     | 263          | 253     | 250    | 322    | 310    | 417    | 170        | 238    | 124     | 112     | 334    | 498    | 313      | 433    |
| acres on which used,  | 123 916   | 166 854 | 110 165      | 110 489 | 43 721 | 50 616 | 22 800 | 35 280 | 9 310      | 13 185 | (D)     | (D)     | 29 304 | 51 073 | 15 933   | 31 345 |
| Pastureland and rangeland fertilized ----- farms,   | 21        | 32      | 26           | 60      | 118    | 140    | 140    | 138    | 97         | 100    | 1       | 1       | 168    | 152    | 227      | 305    |
| acres on which used,  | 873       | 2 150   | 3 666        | 2 807   | 8 103  | 8 046  | 4 370  | 2 845  | 2 517      | 4 977  | (D)     | (D)     | 4 916  | 6 388  | 14 299   | 19 256 |
| Lime ----- farms,   | 17        | 25      | 44           | 73      | 104    | 122    | 147    | 92     | 73         | 105    | 5       | 5       | 83     | 146    | 210      | 214    |
| acres on which used,  | 3 280     | 5 904   | 3 317        | 15 203  | 6 635  | 6 439  | 10 939 | 6 439  | 3 333      | 3 723  | (D)     | 1 043   | 1 767  | 7 344  | 8 818    | 10 066 |
| tons,   | 4 840     | 8 586   | 4 765        | 18 942  | 6 885  | 7 758  | 11 127 | 7 203  | 6 035      | 3 642  | (D)     | 1 946   | 2 676  | 8 697  | 9 301    | 10 637 |
| Sprays, dusts, granules, fumigants, etc., to control—   |           |         |              |         |        |        |        |        |            |        |         |         |        |        |          |        |
| Insects on hay and other crops ----- farms,   | 288       | 249     | 237          | 197     | 124    | 162    | 128    | 89     | 39         | 28     | 101     | 73      | 182    | 150    | 96       | 57     |
| acres on which used,  | 100 892   | 116 525 | 95 658       | 100 849 | 16 796 | 16 457 | 4 546  | 5 289  | 1 557      | 2 251  | 52 162  | 53 035  | 13 478 | 14 628 | 3 131    | 5 928  |
| Nematodes in crops ----- farms,   | 41        | 24      | 40           | 9       | 2      | 7      | 16     | 6      | -          | 24     | 9       | 3       | 4      | 22     | 14       | 9      |
| acres on which used,  | 9 104     | 7 543   | 14 783       | 10 324  | (D)    | 3 003  | 430    | 120    | -          | -      | 3 186   | (D)     | 1 122  | 1 896  | 514      | 684    |
| Diseases in crops and orchards ----- farms,   | 57        | 40      | 61           | 31      | 20     | 33     | 1      | 3      | -          | 1      | 25      | 27      | 4      | 12     | 31       | 34     |
| acres on which used,  | 22 433    | 19 462  | 23 958       | 15 942  | 1 747  | 4 252  | (D)    | 1 436  | -          | (D)    | 13 069  | 13 100  | 2 327  | (D)    | 912      | 4 437  |
| Weeds, grass, or brush in crops and pasture ----- farms,  | 326       | 275     | 245          | 220     | 190    | 190    | 151    | 287    | 103        | 131    | 115     | 141     | 280    | 361    | 172      | 98     |
| acres on which used,  | 148 458   | 197 804 | 141 721      | 146 553 | 36 038 | 49 600 | 15 384 | 36 408 | 6 242      | 8 693  | 128 986 | 155 945 | 25 770 | 41 936 | 11 550   | 21 455 |
| Chemicals used for defoliation or for growth control of crops or thinning of fruit ----- farms, | 199       | 180     | 186          | 127     | 76     | 113    | 67     | 21     | 17         | 8      | 59      | 48      | 45     | 36     | 10       | 3      |
| acres on which used,  | 64 881    | 70 659  | 71 176       | 60 361  | 13 342 | 13 411 | 3 558  | 2 369  | 620        | 60     | 25 774  | 37 644  | 4 261  | 4 723  | 238      | (D)    |

**Table 9. Agricultural Chemicals Used, Including Fertilizer and Lime: 1987 and 1982—Con.**

[Data are based on a sample of farms. For meaning of abbreviations and symbols, see introductory text]

| Chemicals used   | Warren | Washington | Wayne  | Webster | Wilkinson | Winston | Yalobusha | Yazoo   |
|--|--------|------------|--------|---------|-----------|---------|-----------|---------|
| Commercial fertilizer ----- farms, 1987--  | 98     | 304        | 307    | 205     | 112       | 389     | 194       | 364     |
| 1982--   | 119    | 306        | 285    | 264     | 106       | 564     | 183       | 323     |
| acres on which used, 1987--  | 19 825 | 129 114    | 19 242 | 26 769  | 6 640     | 22 411  | 23 843    | 113 903 |
| 1982--   | 24 615 | 169 535    | 12 393 | 23 637  | 22 072    | 23 869  | 28 568    | 124 090 |
| Cropland fertilized, except pastureland ----- farms, 1987--  | 76     | 304        | 241    | 148     | 75        | 286     | 158       | 288     |
| 1982--   | 82     | 306        | 165    | 230     | 59        | 416     | 167       | 297     |
| acres on which used, 1987--  | 19 601 | 128 739    | 11 475 | 22 509  | 5 055     | 11 293  | 21 951    | 105 436 |
| 1982--   | 20 500 | 168 086    | 5 340  | 20 775  | 18 007    | 16 681  | 26 531    | 116 938 |
| Pastureland and rangeland fertilized ----- farms, 1987--   | 23     | 4          | 143    | 87      | 40        | 201     | 70        | 130     |
| 1982--   | 44     | 20         | 186    | 83      | 55        | 205     | 40        | 66      |
| acres on which used, 1987--  | 224    | 375        | 7 767  | 4 260   | 1 585     | 11 118  | 1 892     | 8 467   |
| 1982--   | 4 115  | 1 449      | 7 053  | 2 862   | 4 065     | 7 188   | 2 037     | 7 152   |
| Lime ----- farms, 1987--   | 16     | 3          | 77     | 51      | 32        | 40      | 46        | 76      |
| 1982--   | 34     | 12         | 76     | 113     | 41        | 90      | 30        | 77      |
| acres on which used, 1987--  | 211    | 641        | 1 514  | 6 664   | 2 519     | 1 527   | 4 404     | 8 499   |
| 1982--   | 1 299  | 3 079      | 2 540  | 4 133   | 2 949     | 2 787   | 1 627     | 11 229  |
| tons, 1987--   | 308    | 800        | 3 131  | 7 259   | 2 294     | 2 132   | 6 788     | 11 162  |
| 1982--   | 1 595  | 4 436      | 3 123  | 5 248   | 2 550     | 2 966   | 2 166     | 13 694  |
| Sprays, dusts, granules, fumigants, etc., to control--   |        |            |        |         |           |         |           |         |
| Insects on hay and other crops ----- farms, 1987--   | 58     | 262        | 62     | 96      | 9         | 84      | 76        | 239     |
| 1982--   | 50     | 275        | 35     | 80      | 24        | 57      | 56        | 255     |
| acres on which used, 1987--  | 24 606 | 105 025    | 832    | 14 044  | (D)       | 3 582   | 10 900    | 92 430  |
| 1982--   | 27 214 | 148 520    | 724    | 8 824   | 10 786    | 2 001   | 11 276    | 114 396 |
| Nematodes in crops ----- farms, 1987--   | 1      | 13         | 7      | 7       | --        | --      | 2         | 18      |
| 1982--   | 1      | 12         | 2      | 24      | --        | 1       | 10        | 8       |
| acres on which used, 1987--  | (D)    | 7 001      | 21     | 202     | --        | --      | (D)       | 5 709   |
| 1982--   | (D)    | 13 552     | (D)    | 1 761   | --        | (D)     | 233       | 5 716   |
| Diseases in crops and orchards ----- farms, 1987--   | 8      | 70         | --     | 15      | 6         | 10      | 3         | 30      |
| 1982--   | 10     | 60         | 8      | 21      | 2         | 1       | 22        | 21      |
| acres on which used, 1987--  | (D)    | 27 638     | --     | 119     | 6         | 566     | (D)       | 5 650   |
| 1982--   | 2 814  | 26 179     | 49     | (D)     | (D)       | (D)     | 2 898     | 10 874  |
| Weeds, grass, or brush in crops and pasture ----- farms, 1987--  | 54     | 259        | 66     | 135     | 55        | 96      | 96        | 210     |
| 1982--   | 89     | 303        | 48     | 77      | 44        | 88      | 99        | 249     |
| acres on which used, 1987--  | 28 406 | 165 744    | 4 748  | 18 015  | 4 307     | 5 612   | 15 406    | 100 322 |
| 1982--   | 32 524 | 226 370    | 4 020  | 17 978  | 14 949    | 9 211   | 17 043    | 139 847 |
| Chemicals used for defoliation or for growth control of crops or thinning of fruit ----- farms, 1987-- | 29     | 192        | --     | 61      | 2         | 21      | 39        | 186     |
| 1982--   | 13     | 155        | --     | 37      | 1         | 1       | 30        | 144     |
| acres on which used, 1987--  | 13 136 | 63 484     | --     | 14 220  | (D)       | 1 674   | 11 534    | 64 031  |
| 1982--   | 12 025 | 65 585     | --     | 5 767   | (D)       | (D)     | 5 564     | 71 713  |

**Table 10. Tenure and Characteristics of Operator and Type of Organization: 1987 and 1982**

[For meaning of abbreviations and symbols, see introductory text]

| Characteristics                            | Mississippi | Adams   | Alcorn | Amite   | Attala  | Benton | Bolivar |
|--|-------------|---------|--------|---------|---------|--------|---------|
| <b>FARMS</b>                               |             |         |        |         |         |        |         |
| Land in farms ----- farms, 1987..          | 34 074      | 159     | 434    | 528     | 427     | 232    | 478     |
| 1982..                                     | 42 415      | 220     | 587    | 700     | 564     | 309    | 528     |
| acres, 1987..                              | 10 746 190  | 93 290  | 78 027 | 152 604 | 112 601 | 84 509 | 402 720 |
| 1982..                                     | 12 421 651  | 120 859 | 97 845 | 182 836 | 141 062 | 91 682 | 457 430 |
| Harvested cropland ----- farms, 1987..     | 24 305      | 96      | 338    | 316     | 308     | 169    | 461     |
| 1982..                                     | 31 122      | 124     | 492    | 480     | 404     | 240    | 507     |
| acres, 1987..                              | 4 272 651   | 35 969  | 27 983 | 21 468  | 22 407  | 29 974 | 298 187 |
| 1982..                                     | 5 799 772   | 42 897  | 46 835 | 32 943  | 38 873  | 39 533 | 374 646 |
| <b>TENURE OF OPERATOR</b>                  |             |         |        |         |         |        |         |
| Full owners ----- farms, 1987..            | 22 012      | 103     | 293    | 367     | 309     | 154    | 102     |
| 1982..                                     | 27 832      | 148     | 378    | 483     | 409     | 189    | 165     |
| acres, 1987..                              | 4 103 371   | 58 485  | 42 230 | 84 337  | 60 486  | 35 863 | 54 527  |
| 1982..                                     | 4 964 554   | 75 743  | 45 135 | 89 911  | 71 351  | 40 882 | 108 094 |
| Harvested cropland ----- farms, 1987..     | 13 927      | 58      | 207    | 195     | 208     | 99     | 91      |
| 1982..                                     | 18 309      | 79      | 296    | 302     | 271     | 133    | 149     |
| acres, 1987..                              | 794 414     | 23 172  | 8 159  | 8 301   | 6 464   | 5 506  | 33 819  |
| 1982..                                     | 1 279 372   | 14 319  | 11 265 | 13 068  | 10 315  | 9 533  | 84 747  |
| Part owners ----- farms, 1987..            | 8 949       | 31      | 118    | 135     | 103     | 65     | 173     |
| 1982..                                     | 11 371      | 35      | 174    | 181     | 130     | 91     | 247     |
| acres, 1987..                              | 4 622 938   | 24 406  | 32 833 | 63 893  | 48 110  | 41 036 | 167 561 |
| 1982..                                     | 6 165 464   | 22 066  | 45 316 | 88 371  | 62 290  | 46 352 | 267 565 |
| Owned land in farms ----- acres, 1987..    | 2 084 659   | 7 386   | 16 111 | 30 794  | 28 875  | 16 741 | 60 212  |
| 1982..                                     | 2 841 068   | 4 582   | 17 770 | 52 682  | 36 540  | 17 942 | 106 442 |
| Rented land in farms ----- acres, 1987..   | 2 538 279   | 17 020  | 16 722 | 33 099  | 19 235  | 24 295 | 107 349 |
| 1982..                                     | 3 324 396   | 17 484  | 27 546 | 35 689  | 25 750  | 28 410 | 161 123 |
| Harvested cropland ----- farms, 1987..     | 7 809       | 26      | 111    | 107     | 87      | 59     | 171     |
| 1982..                                     | 10 155      | 24      | 165    | 148     | 115     | 81     | 247     |
| acres, 1987..                              | 2 158 341   | 8 712   | 18 022 | 12 383  | 13 738  | 18 718 | 126 177 |
| 1982..                                     | 3 574 955   | 11 143  | 30 445 | 18 269  | 23 749  | 26 618 | 219 603 |
| Tenants ----- farms, 1987..                | 3 113       | 25      | 23     | 26      | 15      | 13     | 203     |
| 1982..                                     | 3 212       | 37      | 35     | 36      | 25      | 29     | 116     |
| acres, 1987..                              | 2 019 881   | 10 399  | 2 964  | 4 374   | 4 005   | 7 610  | 180 632 |
| 1982..                                     | 1 291 633   | 23 050  | 7 394  | 4 554   | 7 421   | 4 448  | 81 771  |
| Harvested cropland ----- farms, 1987..     | 2 589       | 12      | 20     | 14      | 13      | 11     | 199     |
| 1982..                                     | 2 658       | 21      | 31     | 30      | 18      | 26     | 111     |
| acres, 1987..                              | 1 319 896   | 4 085   | 1 803  | 784     | 2 205   | 5 750  | 138 191 |
| 1982..                                     | 945 445     | 17 435  | 5 125  | 1 606   | 4 809   | 3 382  | 70 296  |
| <b>OPERATOR CHARACTERISTICS</b>            |             |         |        |         |         |        |         |
| Operators by place of residence:           |             |         |        |         |         |        |         |
| On farm operated ----- 1987..              | 22 945      | 82      | 304    | 365     | 306     | 137    | 222     |
| 1982..                                     | 27 224      | 97      | 419    | 444     | 360     | 180    | 267     |
| Not on farm operated ----- 1987..          | 7 454       | 57      | 65     | 97      | 83      | 59     | 215     |
| 1982..                                     | 8 624       | 77      | 93     | 128     | 121     | 83     | 185     |
| Not reported ----- 1987..                  | 3 675       | 20      | 65     | 66      | 38      | 36     | 41      |
| 1982..                                     | 6 567       | 46      | 75     | 128     | 83      | 46     | 76      |
| Operators by principal occupation:         |             |         |        |         |         |        |         |
| Farming ----- 1987..                       | 15 111      | 63      | 140    | 246     | 191     | 110    | 360     |
| 1982..                                     | 18 236      | 73      | 230    | 288     | 216     | 156    | 421     |
| Other ----- 1987..                         | 18 963      | 96      | 294    | 282     | 236     | 122    | 118     |
| 1982..                                     | 24 179      | 147     | 357    | 412     | 348     | 153    | 107     |
| Operators by days of work off farm:        |             |         |        |         |         |        |         |
| None ----- 1987..                          | 12 581      | 60      | 122    | 218     | 171     | 77     | 264     |
| 1982..                                     | 14 255      | 65      | 169    | 235     | 179     | 111    | 287     |
| Any ----- 1987..                           | 19 421      | 93      | 285    | 268     | 240     | 132    | 178     |
| 1982..                                     | 24 263      | 130     | 384    | 391     | 331     | 163    | 188     |
| 1 to 49 days ----- 1987..                  | 1 667       | 5       | 9      | 12      | 43      | 10     | 34      |
| 1982..                                     | 2 207       | 10      | 28     | 45      | 34      | 29     | 31      |
| 50 to 99 days ----- 1987..                 | 1 017       | 11      | 9      | 13      | 26      | 6      | 13      |
| 1982..                                     | 1 268       | 9       | 21     | 14      | 18      | 17     | 19      |
| 100 to 149 days ----- 1987..               | 1 216       | 7       | 17     | 25      | 3       | 10     | 15      |
| 1982..                                     | 1 400       | 2       | 22     | 21      | 14      | 4      | 30      |
| 150 to 199 days ----- 1987..               | 2 003       | 9       | 33     | 39      | 22      | 18     | 10      |
| 1982..                                     | 2 641       | 10      | 49     | 60      | 35      | 21     | 16      |
| 200 days or more ----- 1987..              | 13 518      | 61      | 217    | 179     | 146     | 88     | 106     |
| 1982..                                     | 16 747      | 99      | 264    | 251     | 230     | 92     | 92      |
| Not reported ----- 1987..                  | 2 072       | 6       | 27     | 42      | 16      | 23     | 36      |
| 1982..                                     | 3 897       | 25      | 34     | 74      | 54      | 35     | 53      |
| Operators by years on present farm:        |             |         |        |         |         |        |         |
| 2 years or less ----- 1987..               | 2 009       | 10      | 24     | 20      | 18      | 15     | 67      |
| 1982..                                     | 2 114       | 6       | 27     | 24      | 23      | 13     | 46      |
| 3 or 4 years ----- 1987..                  | 2 060       | 12      | 23     | 27      | 15      | 8      | 41      |
| 1982..                                     | 3 106       | 20      | 44     | 41      | 33      | 22     | 48      |
| 5 to 9 years ----- 1987..                  | 4 177       | 29      | 41     | 56      | 48      | 21     | 70      |
| 1982..                                     | 5 686       | 33      | 86     | 92      | 66      | 49     | 71      |
| 10 years or more ----- 1987..              | 17 517      | 55      | 212    | 283     | 258     | 110    | 203     |
| 1982..                                     | 18 769      | 63      | 277    | 312     | 279     | 130    | 249     |
| Average years on present farm ----- 1987.. | 19.0        | 14.8    | 19.4   | 20.5    | 22.5    | 20.3   | 16.2    |
| 1982..                                     | 17.5        | 15.5    | 17.0   | 19.1    | 19.5    | 18.3   | 16.6    |
| Not reported ----- 1987..                  | 8 311       | 53      | 134    | 142     | 88      | 78     | 97      |
| 1982..                                     | 12 740      | 98      | 153    | 231     | 163     | 95     | 114     |



Table 10. Tenure and Characteristics of Operator and Type of Organization: 1987 and 1982—Con.

[For meaning of abbreviations and symbols, see introductory text]

| Characteristics                            | Calhoun | Carroll | Chickasaw | Choctaw | Claiborne | Clarke | Clay    |
|--|---------|---------|-----------|---------|-----------|--------|---------|
| <b>FARMS</b>                               |         |         |           |         |           |        |         |
| Land in farms ----- farms, 1987--          | 419     | 431     | 447       | 228     | 219       | 352    | 393     |
| ----- farms, 1982--                        | 501     | 490     | 564       | 332     | 258       | 445    | 458     |
| ----- acres, 1987--                        | 134 874 | 173 064 | 145 426   | 47 224  | 100 413   | 74 002 | 125 223 |
| ----- acres, 1982--                        | 156 035 | 186 333 | 174 592   | 76 105  | 128 170   | 93 005 | 135 050 |
| Harvested cropland ----- farms, 1987--     | 364     | 287     | 357       | 138     | 112       | 227    | 273     |
| ----- farms, 1982--                        | 423     | 320     | 452       | 256     | 169       | 302    | 354     |
| ----- acres, 1987--                        | 61 930  | 39 135  | 57 862    | 9 169   | 16 860    | 9 467  | 44 335  |
| ----- acres, 1982--                        | 81 910  | 51 778  | 86 236    | 27 016  | 35 672    | 11 179 | 63 529  |
| <b>TENURE OF OPERATOR</b>                  |         |         |           |         |           |        |         |
| Full owners ----- farms, 1987--            | 270     | 279     | 273       | 178     | 157       | 251    | 223     |
| ----- farms, 1982--                        | 324     | 304     | 284       | 245     | 178       | 330    | 284     |
| ----- acres, 1987--                        | 54 363  | 91 571  | 61 415    | 28 265  | 40 666    | 35 667 | 43 932  |
| ----- acres, 1982--                        | 59 008  | 91 325  | 67 932    | 35 993  | 49 743    | 60 909 | 53 220  |
| Harvested cropland ----- farms, 1987--     | 220     | 158     | 201       | 98      | 63        | 138    | 149     |
| ----- farms, 1982--                        | 250     | 170     | 195       | 176     | 102       | 216    | 204     |
| ----- acres, 1987--                        | 13 616  | 13 735  | 14 226    | 2 412   | 2 287     | 2 911  | 8 088   |
| ----- acres, 1982--                        | 19 824  | 12 400  | 22 703    | 5 133   | 7 490     | 4 447  | 14 219  |
| Part owners ----- farms, 1987--            | 118     | 118     | 128       | 39      | 41        | 86     | 139     |
| ----- farms, 1982--                        | 147     | 143     | 223       | 76      | 57        | 94     | 136     |
| ----- acres, 1987--                        | 71 442  | 68 738  | 70 871    | 17 789  | 51 990    | 30 406 | 70 154  |
| ----- acres, 1982--                        | 89 960  | 85 209  | 90 644    | 37 596  | 69 914    | 29 808 | 72 013  |
| Owned land in farms ----- acres, 1987--    | 34 810  | 27 140  | 35 305    | 11 368  | 29 908    | 17 166 | 28 680  |
| ----- acres, 1982--                        | 43 944  | 38 780  | 47 855    | 18 388  | 43 772    | 15 717 | 29 367  |
| Rented land in farms ----- acres, 1987--   | 36 632  | 41 598  | 35 566    | 6 421   | 22 082    | 13 240 | 41 474  |
| ----- acres, 1982--                        | 46 016  | 46 429  | 42 789    | 19 208  | 26 142    | 14 091 | 42 646  |
| Harvested cropland ----- farms, 1987--     | 118     | 98      | 117       | 33      | 36        | 77     | 106     |
| ----- farms, 1982--                        | 144     | 120     | 207       | 70      | 48        | 74     | 119     |
| ----- acres, 1987--                        | 41 891  | 20 252  | 35 795    | 6 552   | 11 336    | 4 952  | 29 554  |
| ----- acres, 1982--                        | 56 459  | 32 196  | 53 269    | 19 978  | 24 441    | 6 208  | 42 060  |
| Tenants ----- farms, 1987--                | 31      | 34      | 46        | 11      | 21        | 15     | 31      |
| ----- farms, 1982--                        | 30      | 43      | 57        | 11      | 23        | 21     | 38      |
| ----- acres, 1987--                        | 9 069   | 12 755  | 13 140    | 1 170   | 7 757     | 7 929  | 11 137  |
| ----- acres, 1982--                        | 7 067   | 11 799  | 16 016    | 2 516   | 8 513     | 2 288  | 9 817   |
| Harvested cropland ----- farms, 1987--     | 26      | 31      | 39        | 7       | 13        | 12     | 18      |
| ----- farms, 1982--                        | 29      | 30      | 50        | 10      | 19        | 12     | 31      |
| ----- acres, 1987--                        | 6 423   | 5 148   | 7 841     | 205     | 3 237     | 1 604  | 6 693   |
| ----- acres, 1982--                        | 5 627   | 7 182   | 10 264    | 1 905   | 3 741     | 524    | 7 250   |
| <b>OPERATOR CHARACTERISTICS</b>            |         |         |           |         |           |        |         |
| Operators by place of residence:           |         |         |           |         |           |        |         |
| On farm operated ----- 1987--              | 274     | 260     | 322       | 166     | 131       | 269    | 280     |
| ----- 1982--                               | 301     | 269     | 374       | 228     | 155       | 303    | 286     |
| Not on farm operated ----- 1987--          | 92      | 123     | 77        | 39      | 56        | 45     | 80      |
| ----- 1982--                               | 113     | 142     | 102       | 58      | 57        | 66     | 91      |
| Not reported ----- 1987--                  | 53      | 48      | 48        | 23      | 32        | 38     | 33      |
| ----- 1982--                               | 87      | 79      | 88        | 46      | 46        | 76     | 81      |
| Operators by principal occupation:         |         |         |           |         |           |        |         |
| Farming ----- 1987--                       | 209     | 196     | 199       | 64      | 100       | 118    | 168     |
| ----- 1982--                               | 270     | 196     | 302       | 122     | 111       | 148    | 181     |
| Other ----- 1987--                         | 210     | 235     | 246       | 164     | 119       | 234    | 225     |
| ----- 1982--                               | 231     | 294     | 262       | 210     | 147       | 297    | 277     |
| Operators by days of work off farm:        |         |         |           |         |           |        |         |
| None ----- 1987--                          | 140     | 155     | 126       | 66      | 80        | 99     | 136     |
| ----- 1982--                               | 193     | 160     | 202       | 91      | 86        | 124    | 155     |
| Any ----- 1987--                           | 235     | 254     | 288       | 149     | 121       | 231    | 232     |
| ----- 1982--                               | 266     | 281     | 312       | 209     | 149       | 280    | 269     |
| 1 to 49 days ----- 1987--                  | 22      | 27      | 26        | 10      | 12        | 19     | 17      |
| ----- 1982--                               | 33      | 31      | 46        | 11      | 7         | 28     | 18      |
| 50 to 99 days ----- 1987--                 | 18      | 10      | 14        | 4       | 10        | 8      | 9       |
| ----- 1982--                               | 11      | 15      | 24        | 17      | 9         | 7      | 15      |
| 100 to 149 days ----- 1987--               | 10      | 16      | 15        | 7       | 10        | 7      | 11      |
| ----- 1982--                               | 9       | 19      | 10        | 11      | 5         | 15     | 13      |
| 150 to 199 days ----- 1987--               | 31      | 18      | 39        | 17      | 10        | 25     | 17      |
| ----- 1982--                               | 54      | 28      | 34        | 29      | 17        | 24     | 12      |
| 200 days or more ----- 1987--              | 154     | 183     | 194       | 111     | 79        | 172    | 178     |
| ----- 1982--                               | 159     | 188     | 198       | 141     | 111       | 206    | 211     |
| Not reported ----- 1987--                  | 44      | 22      | 33        | 13      | 18        | 22     | 25      |
| ----- 1982--                               | 42      | 49      | 50        | 32      | 23        | 41     | 34      |
| Operators by years on present farm:        |         |         |           |         |           |        |         |
| 2 years or less ----- 1987--               | 23      | 28      | 15        | 8       | 15        | 7      | 23      |
| ----- 1982--                               | 18      | 26      | 27        | 19      | 9         | 16     | 22      |
| 3 or 4 years ----- 1987--                  | 18      | 32      | 22        | 17      | 7         | 29     | 14      |
| ----- 1982--                               | 31      | 29      | 49        | 22      | 13        | 34     | 23      |
| 5 to 9 years ----- 1987--                  | 32      | 45      | 43        | 25      | 20        | 47     | 62      |
| ----- 1982--                               | 56      | 64      | 100       | 39      | 29        | 50     | 61      |
| 10 years or more ----- 1987--              | 238     | 222     | 254       | 124     | 118       | 171    | 199     |
| ----- 1982--                               | 243     | 214     | 228       | 157     | 139       | 198    | 185     |
| Average years on present farm ----- 1987-- | 19.9    | 19.1    | 19.3      | 22.0    | 21.1      | 20.8   | 19.0    |
| ----- 1982--                               | 18.5    | 17.0    | 16.6      | 18.5    | 18.6      | 18.8   | 18.4    |
| Not reported ----- 1987--                  | 108     | 104     | 113       | 54      | 59        | 98     | 95      |
| ----- 1982--                               | 153     | 157     | 160       | 95      | 68        | 147    | 167     |

Table 10. **Tenure and Characteristics of Operator and Type of Organization: 1987 and 1982—Con.**

[For meaning of abbreviations and symbols, see introductory text]

| Characteristics                            | Coahoma | Copiah  | Covington | De Soto | Forrest | Franklin | George |
|--|---------|---------|-----------|---------|---------|----------|--------|
| <b>FARMS</b>                               |         |         |           |         |         |          |        |
| Land in farms ----- farms, 1987..          | 237     | 555     | 462       | 503     | 279     | 171      | 340    |
| 1982..                                     | 309     | 708     | 614       | 632     | 365     | 228      | 397    |
| acres, 1987..                              | 260 026 | 151 921 | 79 616    | 166 003 | 47 667  | 47 960   | 50 590 |
| 1982..                                     | 273 741 | 184 815 | 99 045    | 199 526 | 64 727  | 59 547   | 49 134 |
| Harvested cropland ----- farms, 1987..     | 229     | 321     | 305       | 307     | 187     | 102      | 260    |
| 1982..                                     | 298     | 432     | 441       | 433     | 259     | 123      | 320    |
| acres, 1987..                              | 184 893 | 21 938  | 15 670    | 82 039  | 13 391  | 7 549    | 14 274 |
| 1982..                                     | 229 031 | 35 695  | 29 897    | 104 045 | 15 740  | 14 160   | 16 381 |
| <b>TENURE OF OPERATOR</b>                  |         |         |           |         |         |          |        |
| Full owners ----- farms, 1987..            | 59      | 392     | 329       | 314     | 204     | 127      | 259    |
| 1982..                                     | 93      | 509     | 436       | 368     | 283     | 177      | 259    |
| acres, 1987..                              | 22 913  | 80 095  | 44 400    | 32 836  | 30 581  | 24 364   | 31 013 |
| 1982..                                     | 39 725  | 102 456 | 50 845    | 56 100  | 49 161  | 33 820   | 28 632 |
| Harvested cropland ----- farms, 1987..     | 54      | 204     | 189       | 163     | 125     | 65       | 187    |
| 1982..                                     | 87      | 284     | 293       | 224     | 192     | 84       | 191    |
| acres, 1987..                              | 19 030  | 6 360   | 5 343     | 6 278   | 3 730   | 2 461    | 4 652  |
| 1982..                                     | 29 291  | 11 510  | 8 348     | 19 639  | 9 205   | 2 980    | 5 382  |
| Part owners ----- farms, 1987..            | 57      | 143     | 124       | 134     | 66      | 38       | 74     |
| 1982..                                     | 104     | 164     | 154       | 193     | 70      | 44       | 123    |
| acres, 1987..                              | 58 018  | 65 810  | 34 024    | 91 182  | 16 553  | 21 990   | 19 078 |
| 1982..                                     | 137 857 | 73 418  | 44 786    | 105 315 | 12 275  | 25 035   | 19 800 |
| Owned land in farms ----- acres, 1987..    | 21 656  | 31 817  | 18 831    | 29 083  | 6 552   | 13 345   | 11 166 |
| 1982..                                     | 63 441  | 33 055  | 22 249    | 45 463  | 6 122   | 11 328   | 11 617 |
| Rented land in farms ----- acres, 1987..   | 36 362  | 33 993  | 15 193    | 62 099  | 10 001  | 8 645    | 7 912  |
| 1982..                                     | 74 416  | 40 363  | 22 537    | 59 852  | 6 153   | 13 707   | 8 183  |
| Harvested cropland ----- farms, 1987..     | 56      | 107     | 107       | 105     | 57      | 34       | 69     |
| 1982..                                     | 102     | 131     | 132       | 156     | 58      | 35       | 116    |
| acres, 1987..                              | 39 929  | 13 816  | 9 984     | 47 408  | 9 569   | 4 988    | 9 244  |
| 1982..                                     | 119 407 | 21 320  | 20 224    | 58 310  | 6 167   | 10 863   | 10 419 |
| Tenants ----- farms, 1987..                | 121     | 20      | 9         | 55      | 9       | 6        | 7      |
| 1982..                                     | 112     | 35      | 24        | 71      | 12      | 7        | 15     |
| acres, 1987..                              | 179 095 | 6 016   | 1 192     | 41 985  | 533     | 1 606    | 499    |
| 1982..                                     | 96 159  | 8 941   | 3 414     | 38 111  | 3 291   | 692      | 702    |
| Harvested cropland ----- farms, 1987..     | 119     | 10      | 9         | 39      | 5       | 3        | 4      |
| 1982..                                     | 109     | 17      | 16        | 53      | 9       | 4        | 13     |
| acres, 1987..                              | 125 934 | 1 762   | 343       | 28 353  | 92      | 100      | 378    |
| 1982..                                     | 80 333  | 2 865   | 1 325     | 26 096  | 368     | 317      | 580    |
| <b>OPERATOR CHARACTERISTICS</b>            |         |         |           |         |         |          |        |
| Operators by place of residence:           |         |         |           |         |         |          |        |
| On farm operated ----- 1987..              | 108     | 395     | 380       | 322     | 207     | 113      | 274    |
| 1982..                                     | 137     | 471     | 418       | 411     | 259     | 137      | 301    |
| Not on farm operated ----- 1987..          | 109     | 105     | 81        | 133     | 33      | 38       | 30     |
| 1982..                                     | 137     | 147     | 100       | 145     | 55      | 52       | 52     |
| Not reported ----- 1987..                  | 20      | 55      | 51        | 48      | 39      | 20       | 36     |
| 1982..                                     | 35      | 90      | 96        | 76      | 51      | 39       | 44     |
| Operators by principal occupation:         |         |         |           |         |         |          |        |
| Farming ----- 1987..                       | 180     | 225     | 176       | 201     | 113     | 73       | 109    |
| 1982..                                     | 243     | 281     | 234       | 227     | 120     | 68       | 126    |
| Other ----- 1987..                         | 57      | 330     | 286       | 302     | 166     | 98       | 231    |
| 1982..                                     | 66      | 427     | 380       | 405     | 245     | 160      | 271    |
| Operators by days of work off farm:        |         |         |           |         |         |          |        |
| None ----- 1987..                          | 144     | 211     | 153       | 155     | 99      | 57       | 93     |
| 1982..                                     | 167     | 229     | 200       | 176     | 116     | 70       | 115    |
| Any ----- 1987..                           | 83      | 310     | 274       | 335     | 159     | 100      | 240    |
| 1982..                                     | 108     | 409     | 352       | 421     | 224     | 138      | 252    |
| 1 to 49 days ----- 1987..                  | 15      | 35      | 17        | 27      | 5       | 5        | 13     |
| 1982..                                     | 14      | 39      | 22        | 28      | 13      | 8        | 15     |
| 50 to 99 days ----- 1987..                 | 14      | 9       | 9         | 20      | 9       | 9        | 15     |
| 1982..                                     | 12      | 35      | 16        | 16      | 10      | 5        | 12     |
| 100 to 149 days ----- 1987..               | 7       | 13      | 12        | 23      | 18      | 4        | 10     |
| 1982..                                     | 11      | 34      | 24        | 20      | 10      | 9        | 12     |
| 150 to 199 days ----- 1987..               | 6       | 23      | 22        | 34      | 22      | 9        | 27     |
| 1982..                                     | 4       | 34      | 38        | 36      | 28      | 13       | 30     |
| 200 days or more ----- 1987..              | 41      | 230     | 214       | 231     | 105     | 73       | 175    |
| 1982..                                     | 67      | 267     | 252       | 321     | 163     | 103      | 183    |
| Not reported ----- 1987..                  | 10      | 34      | 35        | 13      | 21      | 14       | 7      |
| 1982..                                     | 34      | 70      | 62        | 35      | 25      | 20       | 30     |
| Operators by years on present farm:        |         |         |           |         |         |          |        |
| 2 years or less ----- 1987..               | 45      | 27      | 19        | 31      | 9       | 4        | 19     |
| 1982..                                     | 18      | 37      | 38        | 38      | 11      | 3        | 19     |
| 3 or 4 years ----- 1987..                  | 18      | 30      | 18        | 44      | 18      | 6        | 18     |
| 1982..                                     | 35      | 35      | 45        | 63      | 38      | 8        | 24     |
| 5 to 9 years ----- 1987..                  | 23      | 63      | 43        | 87      | 38      | 10       | 46     |
| 1982..                                     | 48      | 108     | 82        | 98      | 48      | 31       | 50     |
| 10 years or more ----- 1987..              | 110     | 289     | 243       | 242     | 142     | 104      | 171    |
| 1982..                                     | 156     | 324     | 255       | 282     | 150     | 112      | 190    |
| Average years on present farm ----- 1987.. | 16.1    | 20.5    | 21.5      | 16.9    | 19.0    | 24.3     | 17.7   |
| 1982..                                     | 17.1    | 18.9    | 16.8      | 15.6    | 16.5    | 21.0     | 17.7   |
| Not reported ----- 1987..                  | 41      | 146     | 139       | 99      | 72      | 47       | 86     |
| 1982..                                     | 52      | 204     | 184       | 151     | 118     | 74       | 114    |

Table 10. Tenure and Characteristics of Operator and Type of Organization: 1987 and 1982—Con.

[For meaning of abbreviations and symbols, see introductory text]

| Characteristics                            | Greene | Grenada | Hancock | Harrison | Hinds   | Holmes  | Humphreys |
|--|--------|---------|---------|----------|---------|---------|-----------|
| <b>FARMS</b>                               |        |         |         |          |         |         |           |
| Land in farms ----- farms, 1987..          | 309    | 233     | 208     | 238      | 799     | 420     | 325       |
| 1982..                                     | 376    | 276     | 243     | 332      | 983     | 505     | 346       |
| acres, 1987..                              | 55 286 | 85 444  | 34 416  | 18 149   | 265 611 | 236 326 | 210 198   |
| 1982..                                     | 65 383 | 107 724 | 38 597  | 33 357   | 310 492 | 250 106 | 210 306   |
| Harvested cropland ----- farms, 1987..     | 219    | 170     | 117     | 163      | 470     | 314     | 236       |
| 1982..                                     | 262    | 209     | 131     | 215      | 597     | 366     | 287       |
| acres, 1987..                              | 6 273  | 25 888  | 4 400   | 2 805    | 58 504  | 103 300 | 109 722   |
| 1982..                                     | 11 087 | 45 454  | 7 265   | 10 048   | 99 584  | 129 646 | 148 091   |
| <b>TENURE OF OPERATOR</b>                  |        |         |         |          |         |         |           |
| Full owners ----- farms, 1987..            | 247    | 140     | 152     | 208      | 518     | 215     | 116       |
| 1982..                                     | 302    | 166     | 183     | 279      | 629     | 284     | 134       |
| acres, 1987..                              | 39 825 | 37 635  | 25 258  | 15 089   | 137 995 | 69 429  | 53 359    |
| 1982..                                     | 45 072 | 34 889  | 25 160  | 24 712   | 111 554 | 69 615  | 70 204    |
| Harvested cropland ----- farms, 1987..     | 170    | 90      | 82      | 136      | 283     | 132     | 59        |
| 1982..                                     | 195    | 107     | 90      | 174      | 325     | 189     | 90        |
| acres, 1987..                              | 3 567  | 4 488   | 2 488   | (D)      | 15 046  | 17 070  | 19 920    |
| 1982..                                     | 5 491  | 6 898   | 3 479   | 5 782    | 17 124  | 24 775  | 38 786    |
| Part owners ----- farms, 1987..            | 57     | 88      | 45      | 26       | 198     | 117     | 119       |
| 1982..                                     | 82     | 84      | 51      | 47       | 257     | 157     | 136       |
| acres, 1987..                              | 14 880 | 36 778  | 7 958   | 2 856    | 98 285  | 83 850  | 94 881    |
| 1982..                                     | 17 729 | 60 505  | 12 819  | 7 425    | 165 486 | 146 586 | 114 935   |
| Owned land in farms ----- acres, 1987..    | 9 285  | 17 714  | 2 385   | 1 821    | 52 955  | 40 331  | 36 233    |
| 1982..                                     | 11 589 | 30 180  | 4 304   | 3 480    | 88 163  | 75 278  | 47 100    |
| Rented land in farms ----- acres, 1987..   | 5 715  | 21 084  | 5 573   | 1 135    | 45 330  | 53 519  | 58 758    |
| 1982..                                     | 6 140  | 30 385  | 8 615   | 3 835    | 77 335  | 71 308  | 67 835    |
| Harvested cropland ----- farms, 1987..     | 46     | 60      | 31      | 22       | 144     | 109     | 102       |
| 1982..                                     | 57     | 78      | 37      | 37       | 210     | 143     | 126       |
| acres, 1987..                              | 2 679  | 16 049  | 1 787   | 976      | 31 934  | 41 707  | 55 076    |
| 1982..                                     | 5 333  | 29 493  | 3 641   | 3 137    | 66 161  | 81 412  | 89 367    |
| Tenants ----- farms, 1987..                | 5      | 25      | 11      | 4        | 83      | 88      | 90        |
| 1982..                                     | 12     | 26      | 9       | 6        | 97      | 64      | 76        |
| acres, 1987..                              | 480    | 9 631   | 1 200   | 84       | 29 331  | 73 047  | 61 848    |
| 1982..                                     | 2 562  | 12 270  | 518     | 1 220    | 33 440  | 33 905  | 25 167    |
| Harvested cropland ----- farms, 1987..     | 3      | 20      | 4       | 3        | 43      | 73      | 75        |
| 1982..                                     | 10     | 24      | 4       | 4        | 62      | 54      | 69        |
| acres, 1987..                              | 27     | 5 329   | 145     | (D)      | 11 524  | 44 523  | 34 726    |
| 1982..                                     | 273    | 9 102   | 145     | 1 130    | 16 299  | 23 459  | 20 958    |
| <b>OPERATOR CHARACTERISTICS</b>            |        |         |         |          |         |         |           |
| Operators by place of residence:           |        |         |         |          |         |         |           |
| On farm operated ----- 1987..              | 238    | 119     | 143     | 177      | 485     | 224     | 153       |
| 1982..                                     | 256    | 140     | 144     | 233      | 582     | 267     | 180       |
| Not on farm operated ----- 1987..          | 43     | 85      | 39      | 41       | 240     | 139     | 149       |
| 1982..                                     | 60     | 92      | 69      | 57       | 280     | 143     | 139       |
| Not reported ----- 1987..                  | 28     | 29      | 26      | 20       | 74      | 57      | 23        |
| 1982..                                     | 60     | 44      | 30      | 42       | 141     | 95      | 47        |
| Operators by principal occupation:         |        |         |         |          |         |         |           |
| Farming ----- 1987..                       | 101    | 98      | 56      | 87       | 275     | 236     | 258       |
| 1982..                                     | 124    | 121     | 74      | 106      | 366     | 296     | 274       |
| Other ----- 1987..                         | 208    | 134     | 152     | 151      | 524     | 184     | 67        |
| 1982..                                     | 252    | 155     | 188     | 224      | 617     | 209     | 72        |
| Operators by days of work off farm:        |        |         |         |          |         |         |           |
| None ----- 1987..                          | 100    | 78      | 56      | 77       | 267     | 201     | 192       |
| 1982..                                     | 121    | 102     | 71      | 90       | 286     | 211     | 178       |
| Any ----- 1987..                           | 198    | 139     | 147     | 149      | 490     | 189     | 105       |
| 1982..                                     | 228    | 153     | 157     | 215      | 618     | 222     | 132       |
| 1 to 49 days ----- 1987..                  | 5      | 16      | 15      | 19       | 33      | 15      | 16        |
| 1982..                                     | 13     | 12      | 11      | 10       | 60      | 23      | 33        |
| 50 to 99 days ----- 1987..                 | 9      | 7       | 8       | 9        | 28      | 14      | 8         |
| 1982..                                     | 10     | 5       | 4       | 13       | 30      | 16      | 10        |
| 100 to 149 days ----- 1987..               | 19     | 10      | 8       | 14       | 29      | 23      | 14        |
| 1982..                                     | 10     | 6       | 10      | 12       | 37      | 17      | 11        |
| 150 to 199 days ----- 1987..               | 26     | 8       | 26      | 11       | 50      | 16      | 3         |
| 1982..                                     | 36     | 20      | 23      | 25       | 57      | 22      | 4         |
| 200 days or more ----- 1987..              | 139    | 98      | 90      | 96       | 350     | 121     | 64        |
| 1982..                                     | 158    | 110     | 108     | 155      | 434     | 144     | 74        |
| Not reported ----- 1987..                  | 11     | 16      | 5       | 12       | 42      | 30      | 28        |
| 1982..                                     | 27     | 21      | 15      | 27       | 77      | 72      | 36        |
| Operators by years on present farm:        |        |         |         |          |         |         |           |
| 2 years or less ----- 1987..               | 14     | 15      | 6       | 6        | 43      | 28      | 46        |
| 1982..                                     | 14     | 27      | 5       | 15       | 42      | 26      | 33        |
| 3 or 4 years ----- 1987..                  | 19     | 16      | 15      | 14       | 56      | 21      | 34        |
| 1982..                                     | 25     | 18      | 18      | 30       | 62      | 19      | 36        |
| 5 to 9 years ----- 1987..                  | 36     | 38      | 37      | 47       | 90      | 53      | 45        |
| 1982..                                     | 48     | 44      | 38      | 52       | 154     | 86      | 44        |
| 10 years or more ----- 1987..              | 182    | 106     | 83      | 124      | 435     | 198     | 142       |
| 1982..                                     | 175    | 181     | 107     | 146      | 423     | 235     | 141       |
| Average years on present farm ----- 1987.. | 18.6   | 15.8    | 15.7    | 16.6     | 19.1    | 20.0    | 14.9      |
| 1982..                                     | 18.6   | 13.8    | 15.1    | 15.3     | 17.2    | 18.3    | 15.0      |
| Not reported ----- 1987..                  | 78     | 56      | 57      | 47       | 175     | 120     | 58        |
| 1982..                                     | 114    | 86      | 75      | 89       | 302     | 158     | 92        |

Table 10. Tenure and Characteristics of Operator and Type of Organization: 1987 and 1982—Con.

[For meaning of abbreviations and symbols, see introductory text]

| Characteristics                            | Issaquena | Itawamba | Jackson | Jasper  | Jefferson | Jefferson Davis | Jones   |
|--|-----------|----------|---------|---------|-----------|-----------------|---------|
| <b>FARMS</b>                               |           |          |         |         |           |                 |         |
| Land in farms ----- farms, 1987..          | 107       | 452      | 206     | 423     | 234       | 408             | 800     |
| 1982..                                     | 134       | 600      | 255     | 612     | 288       | 566             | 995     |
| acres, 1987..                              | 121 019   | 78 932   | 20 892  | 97 908  | 81 073    | 76 851          | 104 172 |
| 1982..                                     | 111 115   | 98 384   | 29 465  | 117 899 | 115 048   | 89 103          | 129 648 |
| Harvested cropland ----- farms, 1987..     | 103       | 355      | 124     | 262     | 115       | 299             | 463     |
| 1982..                                     | 127       | 466      | 182     | 435     | 163       | 415             | 629     |
| acres, 1987..                              | 84 927    | 21 774   | 3 644   | 12 728  | 13 691    | 18 104          | 19 060  |
| 1982..                                     | 94 029    | 38 728   | 10 543  | 17 037  | 35 449    | 21 077          | 28 078  |
| <b>TENURE OF OPERATOR</b>                  |           |          |         |         |           |                 |         |
| Full owners ----- farms, 1987..            | 22        | 355      | 170     | 325     | 170       | 282             | 615     |
| 1982..                                     | 38        | 443      | 192     | 454     | 187       | 417             | 776     |
| acres, 1987..                              | 15 863    | 54 155   | 15 795  | 59 701  | 45 411    | 41 242          | 68 818  |
| 1982..                                     | 32 380    | 56 404   | 17 174  | 67 532  | 46 809    | 50 669          | 79 927  |
| Harvested cropland ----- farms, 1987..     | 18        | 270      | 96      | 180     | 70        | 190             | 322     |
| 1982..                                     | 36        | 323      | 125     | 305     | 93        | 285             | 458     |
| acres, 1987..                              | 11 239    | 9 870    | 2 423   | 5 133   | 3 815     | 6 545           | 8 045   |
| 1982..                                     | 24 931    | 10 917   | 3 682   | 7 457   | 5 750     | 8 561           | 11 139  |
| Part owners ----- farms, 1987..            | 52        | 75       | 30      | 88      | 47        | 105             | 167     |
| 1982..                                     | 64        | 133      | 54      | 142     | 75        | 137             | 190     |
| acres, 1987..                              | 70 578    | 20 873   | 4 818   | 32 828  | 23 844    | 28 413          | 34 114  |
| 1982..                                     | 62 005    | 39 405   | 10 363  | 48 135  | 61 807    | 37 366          | 47 240  |
| Owned land in farms ----- acres, 1987..    | 38 349    | 9 213    | 2 700   | 19 850  | 11 039    | 13 169          | 17 018  |
| 1982..                                     | 32 575    | 16 769   | 4 889   | 25 298  | 24 630    | 19 066          | 24 472  |
| Rented land in farms ----- acres, 1987..   | 32 229    | 11 660   | 2 118   | 12 978  | 12 805    | 15 244          | 17 096  |
| 1982..                                     | 29 430    | 22 636   | 5 474   | 22 837  | 37 177    | 18 300          | 22 768  |
| Harvested cropland ----- farms, 1987..     | 52        | 67       | 24      | 73      | 36        | 95              | 132     |
| 1982..                                     | 62        | 120      | 49      | 119     | 58        | 120             | 155     |
| acres, 1987..                              | 49 867    | 9 834    | 1 170   | 6 346   | 3 272     | 7 650           | 10 803  |
| 1982..                                     | 56 064    | 26 631   | 5 202   | 9 291   | 26 752    | 11 899          | 16 116  |
| Tenants ----- farms, 1987..                | 33        | 22       | 6       | 10      | 17        | 21              | 18      |
| 1982..                                     | 32        | 24       | 9       | 16      | 26        | 12              | 29      |
| acres, 1987..                              | 34 578    | 3 904    | 279     | 5 379   | 11 818    | 7 196           | 1 240   |
| 1982..                                     | 16 730    | 2 575    | 1 926   | 2 232   | 6 432     | 1 068           | 2 481   |
| Harvested cropland ----- farms, 1987..     | 33        | 18       | 4       | 9       | 9         | 14              | 9       |
| 1982..                                     | 29        | 23       | 8       | 11      | 9         | 10              | 16      |
| acres, 1987..                              | 23 821    | 2 070    | 51      | 1 249   | 6 604     | 3 909           | 212     |
| 1982..                                     | 13 034    | 1 180    | 1 679   | 289     | 2 947     | 617             | 823     |
| <b>OPERATOR CHARACTERISTICS</b>            |           |          |         |         |           |                 |         |
| Operators by place of residence:           |           |          |         |         |           |                 |         |
| On farm operated ----- 1987..              | 65        | 327      | 160     | 317     | 145       | 269             | 626     |
| 1982..                                     | 78        | 415      | 193     | 418     | 180       | 361             | 723     |
| Not on farm operated ----- 1987..          | 32        | 68       | 34      | 58      | 62        | 74              | 88      |
| 1982..                                     | 34        | 80       | 33      | 83      | 73        | 92              | 118     |
| Not reported ----- 1987..                  | 10        | 57       | 12      | 48      | 27        | 65              | 86      |
| 1982..                                     | 22        | 105      | 29      | 111     | 35        | 113             | 154     |
| Operators by principal occupation:         |           |          |         |         |           |                 |         |
| Farming ----- 1987..                       | 84        | 184      | 56      | 160     | 93        | 154             | 351     |
| 1982..                                     | 92        | 227      | 67      | 225     | 116       | 199             | 370     |
| Other ----- 1987..                         | 23        | 268      | 150     | 263     | 141       | 254             | 449     |
| 1982..                                     | 42        | 373      | 188     | 387     | 172       | 367             | 625     |
| Operators by days of work off farm:        |           |          |         |         |           |                 |         |
| None ----- 1987..                          | 60        | 154      | 53      | 154     | 105       | 150             | 268     |
| 1982..                                     | 67        | 193      | 56      | 210     | 86        | 174             | 308     |
| Any ----- 1987..                           | 36        | 263      | 149     | 233     | 120       | 236             | 483     |
| 1982..                                     | 50        | 355      | 188     | 348     | 174       | 332             | 593     |
| 1 to 49 days ----- 1987..                  | 11        | 21       | 5       | 14      | 17        | 18              | 40      |
| 1982..                                     | 7         | 20       | 6       | 21      | 13        | 24              | 33      |
| 50 to 99 days ----- 1987..                 | 2         | 14       | 2       | 12      | 6         | 11              | 19      |
| 1982..                                     | 7         | 11       | 8       | 12      | 9         | 17              | 33      |
| 100 to 149 days ----- 1987..               | 3         | 14       | 6       | 10      | 6         | 15              | 47      |
| 1982..                                     | 3         | 22       | 11      | 20      | 9         | 16              | 18      |
| 150 to 199 days ----- 1987..               | 3         | 18       | 14      | 25      | 6         | 32              | 33      |
| 1982..                                     | 5         | 28       | 14      | 42      | 14        | 50              | 62      |
| 200 days or more ----- 1987..              | 17        | 196      | 122     | 172     | 85        | 160             | 344     |
| 1982..                                     | 28        | 274      | 149     | 253     | 129       | 225             | 447     |
| Not reported ----- 1987..                  | 11        | 35       | 4       | 36      | 9         | 22              | 49      |
| 1982..                                     | 17        | 52       | 11      | 54      | 28        | 60              | 94      |
| Operators by years on present farm:        |           |          |         |         |           |                 |         |
| 2 years or less ----- 1987..               | 10        | 16       | 4       | 13      | 7         | 15              | 38      |
| 1982..                                     | 2         | 20       | 10      | 19      | 21        | 28              | 51      |
| 3 or 4 years ----- 1987..                  | 8         | 20       | 22      | 27      | 13        | 25              | 47      |
| 1982..                                     | 9         | 37       | 33      | 41      | 17        | 22              | 71      |
| 5 to 9 years ----- 1987..                  | 11        | 46       | 37      | 40      | 29        | 53              | 105     |
| 1982..                                     | 21        | 71       | 46      | 58      | 35        | 57              | 120     |
| 10 years or more ----- 1987..              | 54        | 231      | 107     | 225     | 112       | 189             | 422     |
| 1982..                                     | 63        | 247      | 105     | 270     | 135       | 230             | 470     |
| Average years on present farm ----- 1987.. | 18.3      | 19.8     | 17.2    | 21.7    | 21.5      | 19.1            | 18.5    |
| 1982..                                     | 17.3      | 18.3     | 14.9    | 19.5    | 18.8      | 19.7            | 17.6    |
| Not reported ----- 1987..                  | 24        | 139      | 36      | 118     | 73        | 126             | 188     |
| 1982..                                     | 39        | 225      | 61      | 224     | 80        | 229             | 283     |

**Table 10. Tenure and Characteristics of Operator and Type of Organization: 1987 and 1982—Con.**

[For meaning of abbreviations and symbols, see introductory text]

| Characteristics                            | Kemper  | Lafayette | Lamar  | Lauderdale | Lawrence | Leake   | Lee     | Leflore |
|--|---------|-----------|--------|------------|----------|---------|---------|---------|
| <b>FARMS</b>                               |         |           |        |            |          |         |         |         |
| Land in farms ----- farms, 1987..          | 430     | 447       | 336    | 449        | 303      | 659     | 567     | 281     |
| ----- farms, 1982..                        | 579     | 525       | 435    | 551        | 411      | 787     | 701     | 312     |
| ----- acres, 1987..                        | 107 807 | 113 563   | 57 612 | 86 233     | 61 206   | 96 008  | 131 306 | 277 137 |
| ----- acres, 1982..                        | 139 659 | 130 939   | 83 040 | 96 367     | 76 919   | 116 407 | 141 581 | 323 368 |
| Harvested cropland ----- farms, 1987..     | 294     | 330       | 218    | 285        | 213      | 427     | 433     | 263     |
| ----- farms, 1982..                        | 434     | 379       | 312    | 383        | 278      | 547     | 543     | 298     |
| ----- acres, 1987..                        | 16 194  | 23 693    | 13 720 | 12 507     | 13 283   | 19 880  | 67 661  | 173 487 |
| ----- acres, 1982..                        | 37 631  | 37 677    | 20 475 | 12 812     | 15 222   | 30 562  | 74 541  | 247 632 |
| <b>TENURE OF OPERATOR</b>                  |         |           |        |            |          |         |         |         |
| Full owners ----- farms, 1987..            | 308     | 317       | 265    | 317        | 219      | 506     | 328     | 65      |
| ----- farms, 1982..                        | 408     | 342       | 318    | 397        | 302      | 613     | 432     | 94      |
| ----- acres, 1987..                        | 70 624  | 65 696    | 39 426 | 51 659     | 35 563   | 61 957  | 40 673  | 34 728  |
| ----- acres, 1982..                        | 81 290  | 64 052    | 51 812 | 60 864     | 46 001   | 68 271  | 48 736  | 72 659  |
| Harvested cropland ----- farms, 1987..     | 198     | 220       | 165    | 181        | 146      | 299     | 216     | 54      |
| ----- farms, 1982..                        | 290     | 221       | 207    | 254        | 185      | 394     | 298     | 82      |
| ----- acres, 1987..                        | 7 318   | 7 621     | 5 505  | 5 678      | 3 227    | 7 715   | 11 689  | 18 246  |
| ----- acres, 1982..                        | 10 976  | 8 649     | 7 558  | 5 780      | 3 979    | 8 917   | 12 530  | 47 767  |
| Part owners ----- farms, 1987..            | 102     | 103       | 57     | 113        | 75       | 129     | 193     | 97      |
| ----- farms, 1982..                        | 129     | 145       | 109    | 131        | 98       | 149     | 218     | 139     |
| ----- acres, 1987..                        | 33 527  | 39 072    | 15 197 | 32 547     | 24 408   | 31 645  | 81 072  | 112 210 |
| ----- acres, 1982..                        | 48 250  | 58 881    | 29 318 | 32 882     | 25 317   | 45 216  | 84 564  | 183 035 |
| Owned land in farms ----- acres, 1987..    | 18 443  | 16 569    | 7 223  | 18 519     | 10 914   | 15 444  | 32 077  | 48 898  |
| ----- acres, 1982..                        | 19 896  | 25 675    | 11 706 | 17 094     | 11 751   | 23 010  | 31 990  | 73 119  |
| Rented land in farms ----- acres, 1987..   | 15 084  | 22 503    | 7 974  | 14 028     | 13 494   | 16 201  | 48 995  | 63 312  |
| ----- acres, 1982..                        | 28 354  | 33 206    | 17 612 | 15 788     | 13 566   | 22 206  | 52 574  | 109 916 |
| Harvested cropland ----- farms, 1987..     | 83      | 87        | 45     | 93         | 60       | 110     | 179     | 92      |
| ----- farms, 1982..                        | 114     | 128       | 99     | 114        | 83       | 132     | 202     | 138     |
| ----- acres, 1987..                        | 7 249   | 12 025    | 6 668  | 6 485      | 9 551    | 11 168  | 49 648  | 69 129  |
| ----- acres, 1982..                        | 19 954  | 24 665    | 12 013 | 6 433      | 8 502    | 20 014  | 55 481  | 143 970 |
| Tenants ----- farms, 1987..                | 20      | 27        | 14     | 19         | 9        | 24      | 46      | 119     |
| ----- farms, 1982..                        | 42      | 38        | 8      | 23         | 11       | 25      | 51      | 79      |
| ----- acres, 1987..                        | 3 656   | 8 795     | 2 989  | 2 027      | 1 235    | 2 406   | 9 561   | 130 199 |
| ----- acres, 1982..                        | 10 119  | 8 006     | 1 910  | 2 621      | 5 601    | 2 920   | 8 281   | 67 674  |
| Harvested cropland ----- farms, 1987..     | 13      | 23        | 8      | 11         | 7        | 18      | 38      | 117     |
| ----- farms, 1982..                        | 30      | 30        | 6      | 15         | 10       | 21      | 43      | 78      |
| ----- acres, 1987..                        | 1 627   | 4 047     | 1 547  | 334        | 505      | 997     | 6 324   | 86 112  |
| ----- acres, 1982..                        | 6 701   | 4 363     | 904    | 599        | 2 741    | 1 631   | 6 530   | 55 895  |
| <b>OPERATOR CHARACTERISTICS</b>            |         |           |        |            |          |         |         |         |
| Operators by place of residence:           |         |           |        |            |          |         |         |         |
| On farm operated ----- 1987..              | 308     | 265       | 251    | 317        | 218      | 486     | 414     | 146     |
| ----- 1982..                               | 398     | 282       | 314    | 356        | 295      | 540     | 470     | 164     |
| Not on farm operated ----- 1987..          | 81      | 132       | 46     | 80         | 56       | 92      | 98      | 109     |
| ----- 1982..                               | 103     | 155       | 56     | 94         | 65       | 111     | 120     | 106     |
| Not reported ----- 1987..                  | 41      | 50        | 39     | 52         | 29       | 81      | 55      | 26      |
| ----- 1982..                               | 78      | 88        | 65     | 101        | 51       | 136     | 111     | 42      |
| Operators by principal occupation:         |         |           |        |            |          |         |         |         |
| Farming ----- 1987..                       | 181     | 151       | 116    | 104        | 113      | 298     | 188     | 215     |
| ----- 1982..                               | 218     | 211       | 161    | 142        | 108      | 355     | 286     | 245     |
| Other ----- 1987..                         | 249     | 296       | 220    | 345        | 190      | 361     | 379     | 66      |
| ----- 1982..                               | 361     | 314       | 274    | 409        | 303      | 432     | 435     | 67      |
| Operators by days of work off farm:        |         |           |        |            |          |         |         |         |
| None ----- 1987..                          | 161     | 123       | 97     | 105        | 109      | 245     | 179     | 165     |
| ----- 1982..                               | 188     | 146       | 126    | 116        | 91       | 284     | 211     | 161     |
| Any ----- 1987..                           | 240     | 300       | 219    | 330        | 179      | 364     | 359     | 106     |
| ----- 1982..                               | 340     | 334       | 280    | 399        | 294      | 395     | 436     | 102     |
| 1 to 49 days ----- 1987..                  | 18      | 28        | 14     | 28         | 14       | 26      | 24      | 9       |
| ----- 1982..                               | 34      | 28        | 20     | 26         | 20       | 27      | 33      | 16      |
| 50 to 99 days ----- 1987..                 | 23      | 12        | 8      | 8          | 10       | 11      | 18      | 12      |
| ----- 1982..                               | 24      | 26        | 12     | 22         | 15       | 12      | 17      | 7       |
| 100 to 149 days ----- 1987..               | 13      | 31        | 12     | 13         | 13       | 31      | 22      | 9       |
| ----- 1982..                               | 25      | 16        | 20     | 19         | 20       | 28      | 18      | 10      |
| 150 to 199 days ----- 1987..               | 25      | 27        | 23     | 30         | 31       | 50      | 34      | 6       |
| ----- 1982..                               | 40      | 38        | 31     | 42         | 56       | 56      | 34      | 10      |
| 200 days or more ----- 1987..              | 161     | 202       | 162    | 251        | 111      | 246     | 261     | 70      |
| ----- 1982..                               | 217     | 226       | 197    | 290        | 183      | 272     | 334     | 59      |
| Not reported ----- 1987..                  | 29      | 24        | 20     | 14         | 15       | 50      | 29      | 10      |
| ----- 1982..                               | 51      | 45        | 29     | 36         | 26       | 108     | 54      | 49      |
| Operators by years on present farm:        |         |           |        |            |          |         |         |         |
| 2 years or less ----- 1987..               | 10      | 18        | 18     | 16         | 8        | 19      | 23      | 59      |
| ----- 1982..                               | 21      | 27        | 16     | 27         | 10       | 29      | 30      | 22      |
| 3 or 4 years ----- 1987..                  | 21      | 28        | 32     | 32         | 9        | 27      | 37      | 22      |
| ----- 1982..                               | 45      | 40        | 38     | 44         | 26       | 45      | 59      | 33      |
| 5 to 9 years ----- 1987..                  | 52      | 59        | 42     | 56         | 27       | 77      | 71      | 28      |
| ----- 1982..                               | 54      | 85        | 80     | 65         | 51       | 104     | 107     | 47      |
| 10 years or more ----- 1987..              | 237     | 225       | 168    | 235        | 185      | 335     | 297     | 111     |
| ----- 1982..                               | 277     | 213       | 182    | 238        | 191      | 333     | 306     | 144     |
| Average years on present farm ----- 1987.. | 22.3    | 19.5      | 18.0   | 18.8       | 22.0     | 20.2    | 18.8    | 13.9    |
| ----- 1982..                               | 20.1    | 16.8      | 15.8   | 16.6       | 17.5     | 17.8    | 17.1    | 16.8    |
| Not reported ----- 1987..                  | 110     | 117       | 76     | 110        | 74       | 201     | 139     | 61      |
| ----- 1982..                               | 182     | 160       | 119    | 177        | 133      | 276     | 199     | 66      |

**Table 10. Tenure and Characteristics of Operator and Type of Organization: 1987 and 1982—Con.**

[For meaning of abbreviations and symbols, see introductory text]

| Characteristics                            | Lincoln | Lowndes | Madison | Marion  | Marshall | Monroe  | Montgomery | Neshoba |
|--|---------|---------|---------|---------|----------|---------|------------|---------|
| <b>FARMS</b>                               |         |         |         |         |          |         |            |         |
| Land in farms ----- farms, 1987--          | 548     | 371     | 502     | 574     | 554      | 542     | 307        | 721     |
| ----- farms, 1982--                        | 643     | 486     | 607     | 720     | 681      | 712     | 374        | 870     |
| ----- acres, 1987--                        | 103 596 | 131 086 | 216 946 | 96 396  | 197 599  | 185 982 | 97 454     | 132 386 |
| ----- acres, 1982--                        | 124 647 | 156 255 | 238 403 | 126 210 | 220 829  | 210 113 | 110 766    | 152 684 |
| Harvested cropland ----- farms, 1987--     | 364     | 283     | 345     | 412     | 380      | 440     | 229        | 546     |
| ----- farms, 1982--                        | 413     | 378     | 413     | 522     | 485      | 583     | 275        | 657     |
| ----- acres, 1987--                        | 16 832  | 55 758  | 61 209  | 15 884  | 60 961   | 90 025  | 24 601     | 19 515  |
| ----- acres, 1982--                        | 28 188  | 93 632  | 103 974 | 21 857  | 81 719   | 113 768 | 37 449     | 25 603  |
| <b>TENURE OF OPERATOR</b>                  |         |         |         |         |          |         |            |         |
| Full owners ----- farms, 1987--            | 366     | 234     | 302     | 414     | 350      | 300     | 201        | 543     |
| ----- farms, 1982--                        | 457     | 296     | 360     | 551     | 405      | 411     | 260        | 656     |
| ----- acres, 1987--                        | 52 397  | 44 622  | 75 085  | 55 900  | 67 584   | 55 187  | 41 979     | 90 644  |
| ----- acres, 1982--                        | 63 878  | 46 409  | 72 497  | 77 414  | 64 311   | 71 507  | 51 480     | 99 605  |
| Harvested cropland ----- farms, 1987--     | 209     | 138     | 180     | 278     | 213      | 215     | 130        | 382     |
| ----- farms, 1982--                        | 267     | 203     | 208     | 379     | 245      | 299     | 172        | 461     |
| ----- acres, 1987--                        | 5 623   | 8 236   | 11 966  | 7 268   | 13 451   | 13 939  | 5 701      | 10 298  |
| ----- acres, 1982--                        | 7 759   | 15 389  | 17 320  | 10 904  | 13 096   | 22 847  | 6 404      | 11 831  |
| Part owners ----- farms, 1987--            | 159     | 109     | 134     | 144     | 148      | 196     | 92         | 155     |
| ----- farms, 1982--                        | 156     | 148     | 175     | 143     | 200      | 252     | 93         | 188     |
| ----- acres, 1987--                        | 47 593  | 74 983  | 117 534 | 39 302  | 106 828  | 109 200 | 52 081     | 39 114  |
| ----- acres, 1982--                        | 56 336  | 92 326  | 141 183 | 44 855  | 134 699  | 121 525 | 50 163     | 49 425  |
| Owned land in farms ----- acres, 1987--    | 26 970  | 35 045  | 60 841  | 19 896  | 38 263   | 49 418  | 23 843     | 22 816  |
| ----- acres, 1982--                        | 29 408  | 38 251  | 71 869  | 27 709  | 50 159   | 53 473  | 24 513     | 28 503  |
| Rented land in farms ----- acres, 1987--   | 20 623  | 39 938  | 56 893  | 19 406  | 68 565   | 59 782  | 28 238     | 16 298  |
| ----- acres, 1982--                        | 26 928  | 54 075  | 69 314  | 17 146  | 84 540   | 68 052  | 25 650     | 20 922  |
| Harvested cropland ----- farms, 1987--     | 135     | 101     | 114     | 120     | 125      | 185     | 91         | 147     |
| ----- farms, 1982--                        | 125     | 136     | 148     | 123     | 178      | 236     | 87         | 175     |
| ----- acres, 1987--                        | 9 258   | 39 770  | 36 888  | 8 335   | 37 131   | 62 139  | 17 209     | 8 751   |
| ----- acres, 1982--                        | 18 522  | 64 342  | 70 687  | 9 644   | 58 550   | 76 591  | 25 409     | 12 578  |
| Tenants ----- farms, 1987--                | 23      | 28      | 66      | 16      | 56       | 46      | 14         | 23      |
| ----- farms, 1982--                        | 30      | 42      | 72      | 26      | 76       | 49      | 21         | 26      |
| ----- acres, 1987--                        | 3 606   | 11 481  | 24 327  | 1 194   | 23 187   | 21 595  | 3 394      | 2 628   |
| ----- acres, 1982--                        | 4 433   | 17 520  | 24 723  | 3 941   | 21 819   | 17 081  | 9 123      | 3 654   |
| Harvested cropland ----- farms, 1987--     | 20      | 24      | 51      | 14      | 42       | 40      | 8          | 17      |
| ----- farms, 1982--                        | 21      | 39      | 57      | 20      | 62       | 48      | 16         | 21      |
| ----- acres, 1987--                        | 1 951   | 7 752   | 12 355  | 281     | 10 379   | 13 947  | 1 691      | 466     |
| ----- acres, 1982--                        | 1 907   | 13 901  | 15 967  | 1 309   | 10 073   | 12 330  | 5 636      | 1 194   |
| <b>OPERATOR CHARACTERISTICS</b>            |         |         |         |         |          |         |            |         |
| Operators by place of residence:           |         |         |         |         |          |         |            |         |
| On farm operated ----- 1987--              | 424     | 238     | 300     | 422     | 325      | 373     | 169        | 539     |
| ----- 1982--                               | 479     | 305     | 334     | 504     | 389      | 488     | 205        | 607     |
| Not on farm operated ----- 1987--          | 70      | 96      | 153     | 81      | 170      | 109     | 103        | 111     |
| ----- 1982--                               | 88      | 93      | 186     | 98      | 186      | 133     | 89         | 126     |
| Not reported ----- 1987--                  | 54      | 37      | 49      | 71      | 59       | 60      | 35         | 71      |
| ----- 1982--                               | 76      | 88      | 87      | 118     | 106      | 91      | 80         | 137     |
| Operators by principal occupation:         |         |         |         |         |          |         |            |         |
| Farming ----- 1987--                       | 236     | 158     | 206     | 240     | 234      | 236     | 137        | 275     |
| ----- 1982--                               | 257     | 240     | 241     | 248     | 302      | 287     | 121        | 309     |
| Other ----- 1987--                         | 312     | 213     | 296     | 334     | 320      | 306     | 170        | 446     |
| ----- 1982--                               | 386     | 246     | 366     | 472     | 379      | 425     | 253        | 561     |
| Operators by days of work off farm:        |         |         |         |         |          |         |            |         |
| None ----- 1987--                          | 223     | 133     | 175     | 203     | 190      | 174     | 101        | 245     |
| ----- 1982--                               | 205     | 159     | 213     | 190     | 222      | 224     | 120        | 247     |
| Any ----- 1987--                           | 293     | 211     | 305     | 333     | 324      | 339     | 179        | 444     |
| ----- 1982--                               | 388     | 274     | 341     | 474     | 397      | 453     | 239        | 554     |
| 1 to 49 days ----- 1987--                  | 21      | 19      | 27      | 15      | 32       | 34      | 19         | 35      |
| ----- 1982--                               | 29      | 29      | 31      | 27      | 35       | 48      | 26         | 52      |
| 50 to 99 days ----- 1987--                 | 12      | 9       | 13      | 24      | 20       | 20      | 5          | 14      |
| ----- 1982--                               | 27      | 22      | 14      | 25      | 25       | 23      | 8          | 19      |
| 100 to 149 days ----- 1987--               | 15      | 7       | 17      | 25      | 25       | 19      | 10         | 30      |
| ----- 1982--                               | 30      | 6       | 26      | 33      | 22       | 22      | 14         | 29      |
| 150 to 199 days ----- 1987--               | 49      | 23      | 24      | 63      | 27       | 31      | 15         | 43      |
| ----- 1982--                               | 48      | 25      | 30      | 100     | 35       | 35      | 32         | 40      |
| 200 days or more ----- 1987--              | 202     | 153     | 224     | 206     | 220      | 235     | 130        | 322     |
| ----- 1982--                               | 254     | 192     | 240     | 289     | 280      | 325     | 159        | 414     |
| Not reported ----- 1987--                  | 32      | 27      | 22      | 38      | 40       | 29      | 27         | 32      |
| ----- 1982--                               | 50      | 53      | 53      | 56      | 62       | 35      | 15         | 66      |
| Operators by years on present farm:        |         |         |         |         |          |         |            |         |
| 2 years or less ----- 1987--               | 24      | 25      | 38      | 21      | 34       | 24      | 20         | 23      |
| ----- 1982--                               | 24      | 23      | 48      | 38      | 46       | 33      | 16         | 37      |
| 3 or 4 years ----- 1987--                  | 42      | 22      | 38      | 38      | 41       | 30      | 18         | 32      |
| ----- 1982--                               | 49      | 42      | 38      | 63      | 63       | 54      | 26         | 50      |
| 5 to 9 years ----- 1987--                  | 84      | 58      | 78      | 83      | 73       | 78      | 27         | 79      |
| ----- 1982--                               | 84      | 88      | 84      | 88      | 97       | 117     | 38         | 103     |
| 10 years or more ----- 1987--              | 300     | 198     | 218     | 280     | 245      | 286     | 186        | 409     |
| ----- 1982--                               | 308     | 212     | 253     | 298     | 245      | 320     | 176        | 410     |
| Average years on present farm ----- 1987-- | 20.1    | 18.2    | 18.6    | 19.8    | 17.5     | 18.9    | 18.5       | 22.1    |
| ----- 1982--                               | 18.1    | 16.5    | 16.3    | 17.9    | 15.3     | 17.0    | 19.2       | 19.5    |
| Not reported ----- 1987--                  | 118     | 90      | 131     | 152     | 161      | 125     | 76         | 178     |
| ----- 1982--                               | 179     | 143     | 184     | 252     | 230      | 198     | 118        | 270     |

Table 10. Tenure and Characteristics of Operator and Type of Organization: 1987 and 1982—Con.

[For meaning of abbreviations and symbols, see introductory text]

| Characteristics                            | Newton  | Noxubee | Oktibbeha | Panola  | Pearl River | Perry  | Pike   | Pontotoc |
|--|---------|---------|-----------|---------|-------------|--------|--------|----------|
| <b>FARMS</b>                               |         |         |           |         |             |        |        |          |
| Land in farms ----- farms, 1987--          | 599     | 449     | 355       | 643     | 584         | 218    | 483    | 604      |
| ----- farms, 1982--                        | 763     | 545     | 454       | 817     | 718         | 308    | 601    | 815      |
| ----- acres, 1987--                        | 105 232 | 219 079 | 91 819    | 237 903 | 123 870     | 35 878 | 87 139 | 122 181  |
| ----- acres, 1982--                        | 129 327 | 251 737 | 124 895   | 301 817 | 131 301     | 47 998 | 99 330 | 163 392  |
| Harvested cropland ----- farms, 1987--     | 416     | 327     | 263       | 475     | 349         | 134    | 361    | 475      |
| ----- farms, 1982--                        | 551     | 419     | 345       | 601     | 434         | 212    | 404    | 659      |
| ----- acres, 1987--                        | 22 289  | 104 566 | 27 235    | 95 412  | 31 911      | 7 880  | 23 318 | 57 470   |
| ----- acres, 1982--                        | 32 059  | 140 208 | 47 375    | 156 073 | 37 780      | 12 584 | 27 221 | 92 203   |
| <b>TENURE OF OPERATOR</b>                  |         |         |           |         |             |        |        |          |
| Full owners ----- farms, 1987--            | 427     | 232     | 243       | 368     | 475         | 178    | 328    | 379      |
| ----- farms, 1982--                        | 579     | 291     | 305       | 473     | 569         | 251    | 428    | 511      |
| ----- acres, 1987--                        | 57 319  | 93 245  | 49 168    | 69 792  | 76 637      | 26 265 | 42 883 | 50 475   |
| ----- acres, 1982--                        | 78 043  | 106 412 | 60 232    | 88 991  | 74 637      | 32 324 | 52 225 | 66 409   |
| Harvested cropland ----- farms, 1987--     | 261     | 137     | 170       | 243     | 280         | 104    | 224    | 271      |
| ----- farms, 1982--                        | 385     | 193     | 216       | 300     | 326         | 158    | 270    | 375      |
| ----- acres, 1987--                        | 6 599   | 26 142  | 10 038    | 16 243  | 14 429      | 3 439  | 8 204  | 11 494   |
| ----- acres, 1982--                        | 15 203  | 40 650  | 11 810    | 28 065  | 13 037      | 5 453  | 8 905  | 21 705   |
| Part owners ----- farms, 1987--            | 153     | 155     | 87        | 192     | 87          | 34     | 142    | 181      |
| ----- farms, 1982--                        | 159     | 194     | 122       | 260     | 128         | 52     | 141    | 250      |
| ----- acres, 1987--                        | 44 216  | 102 855 | 34 469    | 113 772 | 40 795      | 9 049  | 41 028 | 60 666   |
| ----- acres, 1982--                        | 47 313  | 125 987 | 56 943    | 184 252 | 53 025      | 15 498 | 39 442 | 87 214   |
| Owned land in farms ----- acres, 1987--    | 24 366  | 55 388  | 17 434    | 46 060  | 16 806      | 3 741  | 21 216 | 24 889   |
| ----- acres, 1982--                        | 26 141  | 63 722  | 21 233    | 72 072  | 20 714      | 7 641  | 19 900 | 36 019   |
| Rented land in farms ----- acres, 1987--   | 19 850  | 47 467  | 17 035    | 67 712  | 23 989      | 5 308  | 19 812 | 35 777   |
| ----- acres, 1982--                        | 21 172  | 62 265  | 35 710    | 112 180 | 32 311      | 7 857  | 19 542 | 51 195   |
| Harvested cropland ----- farms, 1987--     | 142     | 136     | 75        | 168     | 57          | 27     | 127    | 166      |
| ----- farms, 1982--                        | 146     | 171     | 111       | 234     | 99          | 49     | 112    | 240      |
| ----- acres, 1987--                        | 14 610  | 61 954  | 12 974    | 51 006  | 16 273      | 4 391  | 13 888 | 38 225   |
| ----- acres, 1982--                        | 15 552  | 85 261  | 31 407    | 108 363 | 24 313      | 7 012  | 14 298 | 62 242   |
| Tenants ----- farms, 1987--                | 19      | 62      | 25        | 83      | 22          | 6      | 13     | 44       |
| ----- farms, 1982--                        | 25      | 60      | 27        | 84      | 21          | 5      | 32     | 54       |
| ----- acres, 1987--                        | 3 697   | 22 979  | 8 182     | 54 339  | 6 438       | 564    | 3 228  | 11 040   |
| ----- acres, 1982--                        | 3 971   | 19 338  | 7 720     | 28 574  | 3 639       | 176    | 7 663  | 9 769    |
| Harvested cropland ----- farms, 1987--     | 13      | 54      | 18        | 64      | 12          | 3      | 10     | 38       |
| ----- farms, 1982--                        | 20      | 55      | 18        | 67      | 9           | 5      | 22     | 44       |
| ----- acres, 1987--                        | 1 080   | 16 470  | 4 223     | 28 163  | 1 209       | 50     | 1 226  | 7 751    |
| ----- acres, 1982--                        | 1 304   | 14 297  | 4 158     | 19 645  | 430         | 119    | 4 018  | 8 256    |
| <b>OPERATOR CHARACTERISTICS</b>            |         |         |           |         |             |        |        |          |
| Operators by place of residence:           |         |         |           |         |             |        |        |          |
| On farm operated ----- 1987--              | 448     | 294     | 240       | 381     | 415         | 164    | 361    | 414      |
| ----- 1982--                               | 524     | 344     | 273       | 470     | 483         | 207    | 417    | 535      |
| Not on farm operated ----- 1987--          | 90      | 99      | 74        | 181     | 129         | 31     | 85     | 110      |
| ----- 1982--                               | 110     | 114     | 116       | 209     | 132         | 43     | 83     | 140      |
| Not reported ----- 1987--                  | 61      | 56      | 41        | 81      | 40          | 23     | 37     | 80       |
| ----- 1982--                               | 129     | 87      | 65        | 138     | 103         | 58     | 101    | 140      |
| Operators by principal occupation:         |         |         |           |         |             |        |        |          |
| Farming ----- 1987--                       | 275     | 240     | 130       | 303     | 233         | 85     | 211    | 242      |
| ----- 1982--                               | 299     | 339     | 139       | 413     | 243         | 93     | 231    | 375      |
| Other ----- 1987--                         | 324     | 209     | 225       | 340     | 351         | 133    | 272    | 362      |
| ----- 1982--                               | 464     | 206     | 315       | 404     | 475         | 215    | 370    | 440      |
| Operators by days of work off farm:        |         |         |           |         |             |        |        |          |
| None ----- 1987--                          | 207     | 166     | 101       | 251     | 173         | 73     | 186    | 198      |
| ----- 1982--                               | 250     | 211     | 135       | 310     | 163         | 98     | 204    | 261      |
| Any ----- 1987--                           | 338     | 250     | 227       | 339     | 385         | 133    | 267    | 376      |
| ----- 1982--                               | 443     | 272     | 290       | 409     | 504         | 181    | 356    | 467      |
| 1 to 49 days ----- 1987--                  | 23      | 36      | 15        | 29      | 22          | 10     | 17     | 34       |
| ----- 1982--                               | 36      | 67      | 14        | 47      | 31          | 8      | 32     | 61       |
| 50 to 99 days ----- 1987--                 | 17      | 19      | 7         | 18      | 28          | 8      | 9      | 24       |
| ----- 1982--                               | 18      | 26      | 8         | 18      | 30          | 8      | 15     | 20       |
| 100 to 149 days ----- 1987--               | 15      | 18      | 4         | 28      | 35          | 4      | 18     | 23       |
| ----- 1982--                               | 16      | 23      | 3         | 23      | 37          | 5      | 19     | 29       |
| 150 to 199 days ----- 1987--               | 36      | 10      | 15        | 31      | 44          | 23     | 55     | 33       |
| ----- 1982--                               | 47      | 15      | 20        | 44      | 69          | 19     | 47     | 47       |
| 200 days or more ----- 1987--              | 247     | 167     | 186       | 233     | 256         | 88     | 168    | 262      |
| ----- 1982--                               | 326     | 141     | 245       | 277     | 337         | 139    | 243    | 310      |
| Not reported ----- 1987--                  | 54      | 33      | 27        | 53      | 26          | 12     | 30     | 30       |
| ----- 1982--                               | 70      | 62      | 29        | 98      | 51          | 29     | 41     | 87       |
| Operators by years on present farm:        |         |         |           |         |             |        |        |          |
| 2 years or less ----- 1987--               | 18      | 35      | 12        | 53      | 33          | 14     | 19     | 26       |
| ----- 1982--                               | 43      | 35      | 30        | 41      | 39          | 9      | 36     | 46       |
| 3 or 4 years ----- 1987--                  | 15      | 19      | 22        | 44      | 49          | 13     | 29     | 31       |
| ----- 1982--                               | 47      | 38      | 42        | 65      | 91          | 16     | 62     | 69       |
| 5 to 9 years ----- 1987--                  | 73      | 50      | 49        | 60      | 118         | 19     | 91     | 77       |
| ----- 1982--                               | 88      | 89      | 58        | 108     | 136         | 38     | 74     | 124      |
| 10 years or more ----- 1987--              | 345     | 248     | 186       | 319     | 299         | 120    | 236    | 308      |
| ----- 1982--                               | 339     | 229     | 198       | 353     | 276         | 148    | 241    | 326      |
| Average years on present farm ----- 1987-- | 21.6    | 18.5    | 18.9      | 19.1    | 15.4        | 19.2   | 17.7   | 19.9     |
| ----- 1982--                               | 17.9    | 16.0    | 15.8      | 17.1    | 13.1        | 18.7   | 15.7   | 15.8     |
| Not reported ----- 1987--                  | 148     | 97      | 86        | 167     | 85          | 52     | 108    | 162      |
| ----- 1982--                               | 246     | 154     | 128       | 250     | 176         | 97     | 188    | 250      |

Table 10. Tenure and Characteristics of Operator and Type of Organization: 1987 and 1982—Con.

[For meaning of abbreviations and symbols, see introductory text]

| Characteristics                            | Prentiss | Quitman | Rankin  | Scott   | Sharkey | Simpson | Smith   | Stone  |
|--|----------|---------|---------|---------|---------|---------|---------|--------|
| <b>FARMS</b>                               |          |         |         |         |         |         |         |        |
| Land in farms ----- farms, 1987..          | 405      | 256     | 551     | 688     | 127     | 576     | 662     | 221    |
| ----- farms, 1982..                        | 564      | 323     | 667     | 833     | 162     | 771     | 773     | 275    |
| ----- acres, 1987..                        | 87 159   | 199 767 | 130 631 | 113 926 | 177 963 | 95 132  | 87 046  | 35 670 |
| ----- acres, 1982..                        | 111 307  | 212 667 | 142 766 | 138 307 | 210 485 | 130 119 | 108 292 | 54 617 |
| Harvested cropland ----- farms, 1987..     | 323      | 241     | 350     | 450     | 117     | 354     | 404     | 160    |
| ----- farms, 1982..                        | 466      | 312     | 439     | 542     | 158     | 508     | 512     | 206    |
| ----- acres, 1987..                        | 40 558   | 145 048 | 29 060  | 21 627  | 133 558 | 13 841  | 12 567  | 5 602  |
| ----- acres, 1982..                        | 63 869   | 175 698 | 37 750  | 38 359  | 180 276 | 28 760  | 20 267  | 11 497 |
| <b>TENURE OF OPERATOR</b>                  |          |         |         |         |         |         |         |        |
| Full owners ----- farms, 1987..            | 265      | 55      | 369     | 525     | 28      | 439     | 522     | 181    |
| ----- farms, 1982..                        | 348      | 93      | 487     | 638     | 39      | 585     | 611     | 210    |
| ----- acres, 1987..                        | 36 725   | 13 077  | 69 395  | 73 813  | 19 269  | 58 154  | 60 850  | 24 898 |
| ----- acres, 1982..                        | 46 626   | 24 347  | 83 920  | 74 980  | 27 436  | 79 995  | 74 316  | 32 933 |
| Harvested cropland ----- farms, 1987..     | 198      | 49      | 209     | 315     | 22      | 240     | 285     | 124    |
| ----- farms, 1982..                        | 252      | 82      | 291     | 376     | 38      | 355     | 371     | 148    |
| ----- acres, 1987..                        | 9 176    | 7 530   | 8 342   | 9 364   | 13 714  | 5 666   | 6 907   | (D)    |
| ----- acres, 1982..                        | 16 635   | 17 277  | 11 742  | 10 893  | 22 593  | 8 925   | 9 428   | 3 332  |
| Part owners ----- farms, 1987..            | 118      | 99      | 144     | 134     | 55      | 113     | 122     | 36     |
| ----- farms, 1982..                        | 193      | 141     | 149     | 156     | 78      | 152     | 136     | 53     |
| ----- acres, 1987..                        | 45 681   | 105 249 | 52 850  | 37 135  | 64 324  | 32 905  | 24 777  | 9 753  |
| ----- acres, 1982..                        | 60 924   | 142 367 | 52 573  | 53 837  | 131 563 | 43 311  | 30 609  | 20 332 |
| Owned land in farms ----- acres, 1987..    | 18 269   | 33 025  | 28 211  | 19 799  | 28 030  | 18 138  | 14 160  | 4 269  |
| ----- acres, 1982..                        | 25 161   | 63 354  | 26 492  | 28 424  | 59 316  | 20 344  | 15 772  | 9 349  |
| Rented land in farms ----- acres, 1987..   | 27 412   | 72 224  | 24 639  | 17 336  | 36 294  | 14 767  | 10 617  | 5 484  |
| ----- acres, 1982..                        | 35 763   | 79 013  | 26 081  | 25 413  | 72 247  | 22 967  | 14 837  | 10 983 |
| Harvested cropland ----- farms, 1987..     | 108      | 94      | 116     | 118     | 53      | 98      | 110     | 34     |
| ----- farms, 1982..                        | 191      | 141     | 127     | 133     | 76      | 131     | 124     | 49     |
| ----- acres, 1987..                        | 29 186   | 76 292  | 17 342  | 11 103  | 46 331  | 7 412   | 5 538   | 2 827  |
| ----- acres, 1982..                        | 43 984   | 117 146 | 23 045  | 21 640  | 111 253 | 16 916  | 9 187   | 7 920  |
| Tenants ----- farms, 1987..                | 22       | 102     | 38      | 29      | 44      | 24      | 18      | 4      |
| ----- farms, 1982..                        | 23       | 89      | 31      | 39      | 45      | 34      | 26      | 12     |
| ----- acres, 1987..                        | 4 753    | 81 441  | 8 386   | 2 978   | 94 370  | 4 073   | 1 419   | 1 019  |
| ----- acres, 1982..                        | 3 757    | 45 953  | 6 273   | 9 490   | 51 486  | 6 813   | 3 367   | 1 352  |
| Harvested cropland ----- farms, 1987..     | 17       | 98      | 25      | 17      | 42      | 16      | 9       | 2      |
| ----- farms, 1982..                        | 23       | 89      | 21      | 33      | 44      | 22      | 17      | 9      |
| ----- acres, 1987..                        | 2 196    | 61 226  | 3 376   | 1 160   | 73 513  | 763     | 122     | (D)    |
| ----- acres, 1982..                        | 3 250    | 41 275  | 2 963   | 5 826   | 46 430  | 2 919   | 1 652   | 245    |
| <b>OPERATOR CHARACTERISTICS</b>            |          |         |         |         |         |         |         |        |
| Operators by place of residence:           |          |         |         |         |         |         |         |        |
| On farm operated ----- 1987..              | 273      | 134     | 403     | 504     | 72      | 405     | 496     | 167    |
| ----- 1982..                               | 410      | 176     | 467     | 557     | 87      | 504     | 557     | 205    |
| Not on farm operated ----- 1987..          | 77       | 99      | 91      | 116     | 41      | 102     | 87      | 39     |
| ----- 1982..                               | 65       | 104     | 109     | 133     | 56      | 137     | 94      | 35     |
| Not reported ----- 1987..                  | 55       | 23      | 57      | 68      | 14      | 69      | 79      | 15     |
| ----- 1982..                               | 89       | 43      | 91      | 143     | 19      | 130     | 122     | 35     |
| Operators by principal occupation:         |          |         |         |         |         |         |         |        |
| Farming ----- 1987..                       | 177      | 200     | 227     | 335     | 102     | 249     | 314     | 86     |
| ----- 1982..                               | 260      | 259     | 263     | 381     | 128     | 320     | 343     | 109    |
| Other ----- 1987..                         | 228      | 56      | 324     | 353     | 25      | 327     | 348     | 135    |
| ----- 1982..                               | 304      | 64      | 404     | 452     | 34      | 451     | 430     | 166    |
| Operators by days of work off farm:        |          |         |         |         |         |         |         |        |
| None ----- 1987..                          | 140      | 147     | 187     | 274     | 79      | 194     | 247     | 71     |
| ----- 1982..                               | 193      | 168     | 230     | 306     | 89      | 247     | 229     | 96     |
| Any ----- 1987..                           | 237      | 93      | 336     | 365     | 43      | 324     | 370     | 142    |
| ----- 1982..                               | 321      | 111     | 365     | 434     | 54      | 431     | 456     | 153    |
| 1 to 49 days ----- 1987..                  | 25       | 16      | 25      | 33      | 3       | 31      | 35      | 11     |
| ----- 1982..                               | 38       | 20      | 27      | 37      | 3       | 35      | 39      | 15     |
| 50 to 99 days ----- 1987..                 | 8        | 7       | 15      | 19      | 5       | 9       | 11      | 2      |
| ----- 1982..                               | 12       | 7       | 23      | 23      | 8       | 20      | 19      | 3      |
| 100 to 149 days ----- 1987..               | 14       | 8       | 21      | 22      | 4       | 24      | 21      | 7      |
| ----- 1982..                               | 20       | 13      | 23      | 14      | 6       | 26      | 30      | 8      |
| 150 to 199 days ----- 1987..               | 32       | 8       | 34      | 38      | 5       | 39      | 43      | 16     |
| ----- 1982..                               | 24       | 8       | 38      | 42      | 10      | 66      | 51      | 19     |
| 200 days or more ----- 1987..              | 158      | 54      | 241     | 253     | 26      | 221     | 260     | 106    |
| ----- 1982..                               | 227      | 63      | 254     | 318     | 27      | 284     | 317     | 108    |
| Not reported ----- 1987..                  | 28       | 16      | 28      | 49      | 5       | 58      | 45      | 8      |
| ----- 1982..                               | 50       | 44      | 72      | 93      | 19      | 93      | 88      | 26     |
| Operators by years on present farm:        |          |         |         |         |         |         |         |        |
| 2 years or less ----- 1987..               | 22       | 42      | 36      | 31      | 20      | 20      | 33      | 5      |
| ----- 1982..                               | 22       | 20      | 25      | 35      | 10      | 43      | 42      | 21     |
| 3 or 4 years ----- 1987..                  | 18       | 22      | 46      | 32      | 13      | 35      | 33      | 10     |
| ----- 1982..                               | 39       | 28      | 43      | 68      | 13      | 63      | 48      | 23     |
| 5 to 9 years ----- 1987..                  | 45       | 28      | 55      | 101     | 20      | 75      | 62      | 39     |
| ----- 1982..                               | 75       | 52      | 69      | 97      | 28      | 98      | 110     | 40     |
| 10 years or more ----- 1987..              | 216      | 120     | 289     | 353     | 48      | 288     | 371     | 130    |
| ----- 1982..                               | 260      | 150     | 331     | 362     | 68      | 321     | 334     | 110    |
| Average years on present farm ----- 1987.. | 19.4     | 15.9    | 19.3    | 19.6    | 15.0    | 20.7    | 19.3    | 18.4   |
| ----- 1982..                               | 18.0     | 17.5    | 18.8    | 18.1    | 15.8    | 17.9    | 17.7    | 14.7   |
| Not reported ----- 1987..                  | 104      | 44      | 125     | 171     | 26      | 158     | 163     | 37     |
| ----- 1982..                               | 168      | 73      | 199     | 271     | 43      | 246     | 239     | 81     |



**Table 10. Tenure and Characteristics of Operator and Type of Organization: 1987 and 1982—Con.**

[For meaning of abbreviations and symbols, see introductory text]

| Characteristics                            | Sunflower | Tallahatchie | Tate    | Tippah  | Tishomingo | Tunica  | Union   | Walthall |
|--|-----------|--------------|---------|---------|------------|---------|---------|----------|
| <b>FARMS</b>                               |           |              |         |         |            |         |         |          |
| Land in farms ----- farms, 1987..          | 442       | 404          | 560     | 532     | 298        | 162     | 579     | 611      |
| ----- farms, 1982..                        | 446       | 472          | 647     | 673     | 384        | 171     | 734     | 807      |
| ----- acres, 1987..                        | 347 487   | 298 270      | 162 925 | 99 940  | 43 216     | 245 244 | 100 383 | 110 548  |
| ----- acres, 1982..                        | 380 345   | 299 833      | 167 198 | 118 349 | 47 697     | 228 731 | 122 047 | 145 625  |
| Harvested cropland ----- farms, 1987..     | 387       | 346          | 394     | 425     | 245        | 153     | 476     | 489      |
| ----- farms, 1982..                        | 411       | 422          | 453     | 540     | 307        | 163     | 628     | 607      |
| ----- acres, 1987..                        | 211 493   | 195 347      | 60 932  | 28 178  | 12 626     | 191 430 | 44 135  | 29 475   |
| ----- acres, 1982..                        | 292 104   | 214 039      | 77 210  | 42 583  | 16 740     | 199 830 | 62 870  | 47 146   |
| <b>TENURE OF OPERATOR</b>                  |           |              |         |         |            |         |         |          |
| Full owners ----- farms, 1987..            | 114       | 157          | 338     | 373     | 196        | 32      | 377     | 430      |
| ----- farms, 1982..                        | 139       | 201          | 410     | 476     | 248        | 39      | 461     | 593      |
| ----- acres, 1987..                        | 39 202    | 47 180       | 50 201  | 57 904  | 25 132     | 18 830  | 40 429  | 58 248   |
| ----- acres, 1982..                        | 68 143    | 80 685       | 63 768  | 61 414  | 26 031     | 31 879  | 50 647  | 78 466   |
| Harvested cropland ----- farms, 1987..     | 79        | 110          | 214     | 283     | 150        | 31      | 281     | 308      |
| ----- farms, 1982..                        | 117       | 159          | 254     | 362     | 199        | 35      | 368     | 406      |
| ----- acres, 1987..                        | 17 795    | 20 172       | 11 546  | 8 399   | 3 598      | 16 346  | 8 056   | 9 294    |
| ----- acres, 1982..                        | 42 120    | 50 226       | 21 100  | 11 476  | 4 565      | 27 779  | 15 374  | 14 148   |
| Part owners ----- farms, 1987..            | 142       | 154          | 173     | 130     | 85         | 65      | 180     | 169      |
| ----- farms, 1982..                        | 198       | 181          | 179     | 159     | 104        | 78      | 222     | 189      |
| ----- acres, 1987..                        | 134 633   | 150 430      | 94 800  | 38 007  | 17 040     | 89 822  | 52 251  | 50 864   |
| ----- acres, 1982..                        | 240 218   | 169 223      | 86 954  | 52 465  | 20 483     | 107 081 | 62 063  | 63 734   |
| Owned land in farms ----- acres, 1987..    | 60 934    | 55 808       | 33 331  | 19 851  | 7 591      | 39 068  | 22 677  | 27 000   |
| ----- acres, 1982..                        | 102 851   | 77 958       | 31 766  | 25 888  | 9 741      | 46 931  | 30 152  | 31 528   |
| Rented land in farms ----- acres, 1987..   | 73 699    | 94 622       | 61 469  | 18 156  | 9 449      | 50 754  | 29 574  | 23 864   |
| ----- acres, 1982..                        | 137 367   | 91 265       | 55 188  | 26 577  | 10 742     | 60 150  | 31 911  | 32 206   |
| Harvested cropland ----- farms, 1987..     | 134       | 147          | 146     | 118     | 78         | 57      | 176     | 152      |
| ----- farms, 1982..                        | 194       | 175          | 151     | 148     | 96         | 75      | 211     | 177      |
| ----- acres, 1987..                        | 80 498    | 98 767       | 42 934  | 17 757  | 8 305      | 63 304  | 30 131  | 19 701   |
| ----- acres, 1982..                        | 190 822   | 126 881      | 48 389  | 28 479  | 11 427     | 90 867  | 39 801  | 31 329   |
| Tenants ----- farms, 1987..                | 186       | 93           | 49      | 29      | 17         | 65      | 22      | 12       |
| ----- farms, 1982..                        | 109       | 90           | 58      | 38      | 12         | 54      | 51      | 25       |
| ----- acres, 1987..                        | 173 652   | 98 660       | 17 924  | 4 029   | 1 044      | 136 592 | 7 703   | 1 436    |
| ----- acres, 1982..                        | 71 984    | 49 925       | 16 476  | 4 470   | 1 183      | 89 771  | 9 337   | 3 425    |
| Harvested cropland ----- farms, 1987..     | 174       | 89           | 34      | 24      | 17         | 65      | 19      | 9        |
| ----- farms, 1982..                        | 100       | 88           | 48      | 30      | 12         | 53      | 49      | 24       |
| ----- acres, 1987..                        | 113 200   | 76 408       | 6 452   | 2 022   | 723        | 111 780 | 5 948   | 480      |
| ----- acres, 1982..                        | 59 162    | 36 932       | 7 721   | 2 628   | 748        | 81 184  | 7 695   | 1 669    |
| <b>OPERATOR CHARACTERISTICS</b>            |           |              |         |         |            |         |         |          |
| Operators by place of residence:           |           |              |         |         |            |         |         |          |
| On farm operated ----- 1987..              | 196       | 229          | 365     | 380     | 210        | 91      | 431     | 454      |
| ----- 1982..                               | 224       | 268          | 379     | 454     | 261        | 92      | 476     | 558      |
| Not on farm operated ----- 1987..          | 203       | 138          | 142     | 96      | 58         | 53      | 87      | 93       |
| ----- 1982..                               | 156       | 144          | 173     | 117     | 58         | 61      | 130     | 114      |
| Not reported ----- 1987..                  | 43        | 37           | 53      | 56      | 30         | 18      | 61      | 64       |
| ----- 1982..                               | 66        | 60           | 95      | 102     | 45         | 18      | 128     | 135      |
| Operators by principal occupation:         |           |              |         |         |            |         |         |          |
| Farming ----- 1987..                       | 321       | 250          | 235     | 198     | 110        | 140     | 214     | 265      |
| ----- 1982..                               | 359       | 286          | 268     | 125     | 258        | 153     | 289     | 337      |
| Other ----- 1987..                         | 121       | 154          | 325     | 334     | 188        | 22      | 365     | 346      |
| ----- 1982..                               | 87        | 186          | 379     | 415     | 239        | 18      | 445     | 470      |
| Operators by days of work off farm:        |           |              |         |         |            |         |         |          |
| None ----- 1987..                          | 243       | 202          | 208     | 179     | 89         | 95      | 178     | 256      |
| ----- 1982..                               | 224       | 216          | 214     | 194     | 101        | 96      | 227     | 282      |
| Any ----- 1987..                           | 168       | 181          | 319     | 323     | 196        | 52      | 375     | 328      |
| ----- 1982..                               | 162       | 205          | 370     | 422     | 233        | 58      | 444     | 438      |
| 1 to 49 days ----- 1987..                  | 34        | 19           | 19      | 20      | 22         | 20      | 39      | 35       |
| ----- 1982..                               | 38        | 30           | 33      | 36      | 15         | 18      | 31      | 42       |
| 50 to 99 days ----- 1987..                 | 19        | 10           | 12      | 15      | 7          | 7       | 10      | 22       |
| ----- 1982..                               | 13        | 21           | 8       | 12      | 7          | 5       | 22      | 25       |
| 100 to 149 days ----- 1987..               | 8         | 13           | 21      | 28      | 11         | 5       | 14      | 17       |
| ----- 1982..                               | 18        | 19           | 19      | 21      | 9          | 7       | 19      | 30       |
| 150 to 199 days ----- 1987..               | 12        | 10           | 18      | 18      | 12         | 3       | 44      | 42       |
| ----- 1982..                               | 8         | 22           | 28      | 44      | 21         | 2       | 47      | 65       |
| 200 days or more ----- 1987..              | 95        | 129          | 249     | 242     | 139        | 17      | 268     | 212      |
| ----- 1982..                               | 85        | 113          | 282     | 309     | 181        | 26      | 325     | 276      |
| Not reported ----- 1987..                  | 31        | 21           | 33      | 30      | 13         | 15      | 26      | 27       |
| ----- 1982..                               | 60        | 51           | 63      | 57      | 30         | 17      | 63      | 87       |
| Operators by years on present farm:        |           |              |         |         |            |         |         |          |
| 2 years or less ----- 1987..               | 76        | 37           | 47      | 28      | 14         | 25      | 34      | 26       |
| ----- 1982..                               | 26        | 34           | 31      | 30      | 23         | 10      | 40      | 26       |
| 3 or 4 years ----- 1987..                  | 35        | 34           | 46      | 37      | 21         | 8       | 31      | 34       |
| ----- 1982..                               | 39        | 25           | 56      | 43      | 16         | 9       | 49      | 59       |
| 5 to 9 years ----- 1987..                  | 59        | 54           | 99      | 46      | 24         | 11      | 57      | 74       |
| ----- 1982..                               | 58        | 90           | 93      | 78      | 47         | 36      | 102     | 64       |
| 10 years or more ----- 1987..              | 203       | 199          | 252     | 279     | 172        | 86      | 320     | 332      |
| ----- 1982..                               | 230       | 214          | 262     | 313     | 175        | 85      | 323     | 388      |
| Average years on present farm ----- 1987.. | 14.9      | 16.9         | 16.5    | 20.8    | 20.2       | 18.1    | 19.3    | 20.8     |
| ----- 1982..                               | 17.8      | 17.1         | 16.0    | 18.9    | 18.3       | 17.0    | 16.8    | 21.1     |
| Not reported ----- 1987..                  | 69        | 80           | 116     | 142     | 67         | 32      | 137     | 145      |
| ----- 1982..                               | 93        | 109          | 205     | 209     | 103        | 31      | 220     | 270      |

Table 10. **Tenure and Characteristics of Operator and Type of Organization: 1987 and 1982—Con.**

[For meaning of abbreviations and symbols, see introductory text]

| Characteristics                             | Warren  | Washington | Wayne  | Webster | Wilkinson | Winston | Yalobusha | Yazoo   |
|---|---------|------------|--------|---------|-----------|---------|-----------|---------|
| <b>FARMS</b>                                |         |            |        |         |           |         |           |         |
| Land in farms ----- farms, 1987 ..          | 222     | 394        | 470    | 300     | 216       | 548     | 299       | 569     |
| ----- farms, 1982 ..                        | 280     | 444        | 498    | 400     | 267       | 729     | 375       | 605     |
| ----- acres, 1987 ..                        | 106 927 | 355 975    | 80 003 | 78 825  | 102 668   | 100 108 | 91 427    | 367 496 |
| ----- acres, 1982 ..                        | 132 105 | 370 332    | 82 442 | 87 471  | 151 434   | 122 180 | 106 803   | 372 389 |
| Harvested cropland ----- farms, 1987 ..     | 112     | 358        | 310    | 238     | 124       | 412     | 239       | 409     |
| ----- farms, 1982 ..                        | 140     | 410        | 324    | 312     | 157       | 581     | 282       | 404     |
| ----- acres, 1987 ..                        | 39 731  | 238 051    | 10 581 | 28 817  | 13 576    | 19 178  | 26 840    | 165 709 |
| ----- acres, 1982 ..                        | 44 240  | 302 221    | 10 155 | 35 125  | 27 101    | 28 219  | 38 571    | 201 774 |
| <b>TENURE OF OPERATOR</b>                   |         |            |        |         |           |         |           |         |
| Full owners ----- farms, 1987 ..            | 129     | 116        | 358    | 205     | 137       | 402     | 175       | 246     |
| ----- farms, 1982 ..                        | 176     | 145        | 397    | 287     | 180       | 521     | 227       | 282     |
| ----- acres, 1987 ..                        | 40 683  | 55 459     | 57 350 | 38 920  | 53 251    | 61 822  | 34 301    | 81 776  |
| ----- acres, 1982 ..                        | 67 938  | 80 379     | 62 349 | 40 766  | 75 424    | 68 332  | 42 358    | 79 277  |
| Harvested cropland ----- farms, 1987 ..     | 62      | 90         | 223    | 152     | 67        | 287     | 122       | 140     |
| ----- farms, 1982 ..                        | 79      | 125        | 235    | 205     | 94        | 398     | 159       | 140     |
| ----- acres, 1987 ..                        | 8 885   | 31 454     | 5 080  | 7 473   | 3 606     | 9 818   | 3 778     | 23 637  |
| ----- acres, 1982 ..                        | 12 617  | 60 304     | 5 403  | 8 404   | 10 713    | 10 944  | 8 596     | 27 733  |
| Part owners ----- farms, 1987 ..            | 62      | 129        | 99     | 79      | 56        | 129     | 109       | 206     |
| ----- farms, 1982 ..                        | 78      | 183        | 88     | 96      | 66        | 178     | 124       | 236     |
| ----- acres, 1987 ..                        | 48 643  | 164 631    | 21 543 | 36 853  | 42 071    | 36 218  | 54 070    | 182 975 |
| ----- acres, 1982 ..                        | 56 090  | 218 186    | 19 308 | 42 921  | 65 370    | 50 688  | 60 064    | 249 881 |
| Owned land in farms ----- acres, 1987 ..    | 18 748  | 70 920     | 11 317 | 19 951  | 22 415    | 19 895  | 19 700    | 68 485  |
| ----- acres, 1982 ..                        | 25 081  | 106 812    | 10 084 | 19 838  | 23 577    | 28 455  | 27 876    | 113 811 |
| Rented land in farms ----- acres, 1987 ..   | 29 895  | 93 711     | 10 226 | 16 902  | 19 656    | 16 323  | 34 370    | 113 590 |
| ----- acres, 1982 ..                        | 31 029  | 111 376    | 9 224  | 23 063  | 41 793    | 22 293  | 32 188    | 135 970 |
| Harvested cropland ----- farms, 1987 ..     | 33      | 125        | 79     | 71      | 39        | 112     | 103       | 169     |
| ----- farms, 1982 ..                        | 48      | 178        | 81     | 93      | 46        | 161     | 107       | 197     |
| ----- acres, 1987 ..                        | 18 328  | 112 159    | 5 231  | 19 622  | 8 050     | 8 751   | 21 645    | 80 222  |
| ----- acres, 1982 ..                        | 27 697  | 180 616    | 4 625  | 24 344  | 11 289    | 16 039  | 28 199    | 143 610 |
| Tenants ----- farms, 1987 ..                | 31      | 149        | 13     | 16      | 23        | 17      | 15        | 117     |
| ----- farms, 1982 ..                        | 26      | 116        | 13     | 17      | 21        | 30      | 24        | 87      |
| ----- acres, 1987 ..                        | 17 601  | 135 885    | 1 110  | 3 052   | 7 346     | 2 068   | 3 056     | 103 645 |
| ----- acres, 1982 ..                        | 8 077   | 71 765     | 785    | 3 784   | 10 640    | 3 160   | 4 381     | 43 211  |
| Harvested cropland ----- farms, 1987 ..     | 17      | 143        | 8      | 15      | 18        | 13      | 14        | 100     |
| ----- farms, 1982 ..                        | 13      | 107        | 8      | 14      | 17        | 22      | 16        | 67      |
| ----- acres, 1987 ..                        | 12 518  | 94 438     | 270    | 1 722   | 1 920     | 609     | 1 517     | 61 850  |
| ----- acres, 1982 ..                        | 3 926   | 61 301     | 127    | 2 377   | 5 099     | 1 236   | 1 776     | 30 431  |
| <b>OPERATOR CHARACTERISTICS</b>             |         |            |        |         |           |         |           |         |
| Operators by place of residence:            |         |            |        |         |           |         |           |         |
| On farm operated ----- 1987 ..              | 141     | 199        | 328    | 217     | 113       | 403     | 182       | 325     |
| ----- 1982 ..                               | 154     | 222        | 341    | 290     | 144       | 490     | 226       | 352     |
| Not on farm operated ----- 1987 ..          | 57      | 163        | 76     | 59      | 80        | 81      | 71        | 190     |
| ----- 1982 ..                               | 79      | 168        | 80     | 59      | 84        | 116     | 93        | 146     |
| Not reported ----- 1987 ..                  | 24      | 32         | 66     | 24      | 23        | 64      | 46        | 54      |
| ----- 1982 ..                               | 47      | 54         | 77     | 51      | 39        | 123     | 56        | 107     |
| Operators by principal occupation:          |         |            |        |         |           |         |           |         |
| Farming ----- 1987 ..                       | 113     | 297        | 185    | 130     | 79        | 184     | 117       | 341     |
| ----- 1982 ..                               | 90      | 337        | 173    | 169     | 93        | 223     | 169       | 329     |
| Other ----- 1987 ..                         | 109     | 97         | 285    | 170     | 137       | 364     | 182       | 228     |
| ----- 1982 ..                               | 190     | 107        | 325    | 231     | 174       | 506     | 206       | 276     |
| Operators by days of work off farm:         |         |            |        |         |           |         |           |         |
| None ----- 1987 ..                          | 83      | 250        | 164    | 115     | 85        | 190     | 102       | 279     |
| ----- 1982 ..                               | 76      | 260        | 141    | 153     | 94        | 206     | 143       | 250     |
| Any ----- 1987 ..                           | 114     | 126        | 283    | 170     | 122       | 333     | 182       | 255     |
| ----- 1982 ..                               | 186     | 134        | 310    | 217     | 155       | 466     | 200       | 294     |
| 1 to 49 days ----- 1987 ..                  | 8       | 17         | 19     | 16      | 8         | 18      | 11        | 26      |
| ----- 1982 ..                               | 16      | 29         | 19     | 14      | 11        | 35      | 27        | 44      |
| 50 to 99 days ----- 1987 ..                 | 11      | 11         | 22     | 14      | 8         | 17      | 5         | 12      |
| ----- 1982 ..                               | 5       | 12         | 25     | 18      | 4         | 26      | 11        | 11      |
| 100 to 149 days ----- 1987 ..               | 6       | 7          | 7      | 5       | 9         | 17      | 7         | 25      |
| ----- 1982 ..                               | 4       | 16         | 16     | 11      | 10        | 42      | 15        | 14      |
| 150 to 199 days ----- 1987 ..               | 13      | 13         | 52     | 13      | 25        | 23      | 27        | 19      |
| ----- 1982 ..                               | 17      | 10         | 63     | 18      | 27        | 38      | 16        | 23      |
| 200 days or more ----- 1987 ..              | 76      | 78         | 183    | 122     | 72        | 258     | 132       | 173     |
| ----- 1982 ..                               | 144     | 67         | 187    | 156     | 103       | 325     | 131       | 202     |
| Not reported ----- 1987 ..                  | 25      | 18         | 23     | 15      | 9         | 25      | 15        | 35      |
| ----- 1982 ..                               | 18      | 50         | 47     | 30      | 18        | 57      | 32        | 61      |
| Operators by years on present farm:         |         |            |        |         |           |         |           |         |
| 2 years or less ----- 1987 ..               | 19      | 64         | 36     | 13      | 9         | 19      | 18        | 56      |
| ----- 1982 ..                               | 15      | 29         | 31     | 22      | 20        | 28      | 22        | 29      |
| 3 or 4 years ----- 1987 ..                  | 17      | 33         | 27     | 13      | 5         | 10      | 18        | 47      |
| ----- 1982 ..                               | 25      | 39         | 47     | 23      | 14        | 32      | 28        | 39      |
| 5 to 9 years ----- 1987 ..                  | 22      | 43         | 61     | 20      | 26        | 50      | 43        | 62      |
| ----- 1982 ..                               | 43      | 67         | 53     | 48      | 40        | 72      | 49        | 96      |
| 10 years or more ----- 1987 ..              | 105     | 186        | 207    | 186     | 122       | 315     | 154       | 279     |
| ----- 1982 ..                               | 117     | 228        | 198    | 201     | 111       | 354     | 164       | 263     |
| Average years on present farm ----- 1987 .. | 17.3    | 15.5       | 17.6   | 22.8    | 22.2      | 22.9    | 19.0      | 17.6    |
| ----- 1982 ..                               | 15.1    | 17.9       | 17.3   | 19.1    | 17.2      | 21.4    | 17.3      | 17.1    |
| Not reported ----- 1987 ..                  | 59      | 68         | 139    | 68      | 54        | 154     | 66        | 125     |
| ----- 1982 ..                               | 80      | 81         | 169    | 106     | 82        | 243     | 112       | 178     |

Table 10. Tenure and Characteristics of Operator and Type of Organization: 1987 and 1982—Con.

[For meaning of abbreviations and symbols, see introductory text]

| Characteristics  | Mississippi | Adams   | Alcorn | Amite   | Attala  | Benton | Boivier |
|--|-------------|---------|--------|---------|---------|--------|---------|
| <b>OPERATOR CHARACTERISTICS—</b>   |             |         |        |         |         |        |         |
| Con.   |             |         |        |         |         |        |         |
| <b>Operators by age group:</b>   |             |         |        |         |         |        |         |
| Under 25 years ----- 1987..  | 363         | 1       | 5      | 4       | 7       | 5      | 9       |
| ----- 1982..   | 636         | 1       | 4      | 10      | 3       | 15     | 12      |
| 25 to 34 years ----- 1987..  | 2 979       | 14      | 33     | 39      | 22      | 18     | 72      |
| ----- 1982..   | 4 577       | 14      | 50     | 69      | 42      | 41     | 63      |
| 35 to 44 years ----- 1987..  | 6 311       | 30      | 87     | 71      | 60      | 36     | 109     |
| ----- 1982..   | 7 946       | 47      | 127    | 91      | 108     | 49     | 113     |
| 45 to 54 years ----- 1987..  | 7 516       | 36      | 97     | 123     | 95      | 47     | 102     |
| ----- 1982..   | 9 447       | 40      | 142    | 161     | 122     | 70     | 123     |
| 55 to 64 years ----- 1987..  | 8 404       | 34      | 99     | 143     | 112     | 64     | 89      |
| ----- 1982..   | 10 525      | 59      | 172    | 181     | 131     | 81     | 135     |
| 55 to 59 years ----- 1987..  | 4 100       | 20      | 53     | 65      | 51      | 28     | 48      |
| 60 to 64 years ----- 1987..  | 4 304       | 14      | 46     | 78      | 61      | 36     | 41      |
| 65 years and over ----- 1987..   | 8 501       | 44      | 113    | 148     | 131     | 62     | 97      |
| ----- 1982..   | 9 284       | 59      | 92     | 188     | 158     | 53     | 82      |
| 65 to 69 years ----- 1987..  | 3 570       | 19      | 53     | 57      | 48      | 34     | 54      |
| 70 years and over ----- 1987..   | 4 931       | 25      | 60     | 91      | 83      | 28     | 43      |
| Average age ----- 1987..   | 53.8        | 54.2    | 54.0   | 55.6    | 56.3    | 54.0   | 49.7    |
| ----- 1982..   | 52.5        | 54.8    | 51.7   | 54.1    | 54.7    | 50.5   | 50.4    |
| <b>Operators by sex:</b>   |             |         |        |         |         |        |         |
| <b>Male</b> ----- farms, 1987..  |             |         |        |         |         |        |         |
| ----- 1982..   | 31 893      | 148     | 415    | 495     | 400     | 207    | 453     |
| ----- 1987..   | 39 651      | 201     | 566    | 654     | 533     | 289    | 493     |
| ----- 1982..   | 10 320 592  | 89 534  | 76 160 | 148 281 | 104 955 | 80 733 | 384 956 |
| ----- 1987..   | 11 969 356  | 116 347 | 95 743 | 176 684 | 135 496 | 88 561 | 445 011 |
| <b>Female</b> ----- farms, 1987..  |             |         |        |         |         |        |         |
| ----- 1982..   | 2 181       | 11      | 19     | 33      | 27      | 25     | 25      |
| ----- 1987..   | 2 764       | 19      | 21     | 46      | 31      | 20     | 35      |
| ----- 1982..   | 425 598     | 3 756   | 1 867  | 4 323   | 7 636   | 3 776  | 17 764  |
| ----- 1987..   | 452 295     | 4 512   | 2 102  | 6 152   | 5 566   | 3 121  | 12 419  |
| <b>TYPE OF ORGANIZATION</b>  |             |         |        |         |         |        |         |
| <b>Individual or family (sole proprietorship)</b> ----- farms, 1987..              |             |         |        |         |         |        |         |
| ----- 1982..   | 30 326      | 141     | 377    | 492     | 401     | 198    | 313     |
| ----- 1987..   | 38 255      | 194     | 518    | 653     | 527     | 275    | 402     |
| ----- 1982..   | 7 090 376   | 63 011  | 58 024 | 125 087 | 101 222 | 54 122 | 166 142 |
| ----- 1987..   | 8 898 004   | 72 339  | 77 562 | 147 710 | 124 564 | 71 761 | 218 661 |
| <b>Partnership</b> ----- farms, 1987..   |             |         |        |         |         |        |         |
| ----- 1982..   | 2 770       | 15      | 53     | 28      | 22      | 30     | 87      |
| ----- 1987..   | 3 046       | 20      | 65     | 37      | 28      | 28     | 56      |
| ----- 1982..   | 2 672 712   | 28 292  | 19 038 | 24 144  | 9 418   | 24 107 | 161 253 |
| ----- 1987..   | 1 974 273   | 29 763  | 18 961 | 31 599  | 11 221  | 13 585 | 102 931 |
| <b>Corporation:</b>  |             |         |        |         |         |        |         |
| <b>Family held</b> ----- farms, 1987..   |             |         |        |         |         |        |         |
| ----- 1982..   | 709         | 2       | 3      | 5       | 1       | 4      | 68      |
| ----- 1987..   | 745         | 2       | 2      | 4       | 3       | 2      | 59      |
| ----- 1982..   | 753 088     | (D)     | (D)    | 2 135   | (D)     | 6 280  | 64 089  |
| ----- 1987..   | 1 220 284   | (D)     | (D)    | 2 719   | (D)     | (D)    | 81 869  |
| <b>Other than family held</b> ----- farms, 1987..                                  |             |         |        |         |         |        |         |
| ----- 1982..   | 114         | -       | -      | -       | 2       | -      | 8       |
| ----- 1987..   | 141         | -       | -      | 3       | 1       | 1      | 5       |
| ----- 1982..   | 137 712     | -       | -      | -       | (D)     | -      | (D)     |
| ----- 1987..   | 156 045     | -       | -      | 542     | (D)     | (D)    | 25 839  |
| <b>Other—cooperative, estate or trust, institutional, etc.</b> ----- farms, 1987.. |             |         |        |         |         |        |         |
| ----- 1982..   | 155         | 1       | 1      | 3       | 1       | -      | 2       |
| ----- 1987..   | 228         | 4       | 2      | 3       | 5       | 3      | 6       |
| ----- 1982..   | 92 302      | (D)     | (D)    | 1 238   | (D)     | -      | (D)     |
| ----- 1987..   | 173 045     | (D)     | (D)    | 266     | 2 205   | 556    | 28 130  |

Table 10. **Tenure and Characteristics of Operator and Type of Organization: 1987 and 1982—Con.**

[For meaning of abbreviations and symbols, see introductory text]

| Characteristics  | Calhoun | Carroll | Chickasaw | Choctaw | Claiborne | Clarke | Clay    |
|--|---------|---------|-----------|---------|-----------|--------|---------|
| <b>OPERATOR CHARACTERISTICS—</b>                               |         |         |           |         |           |        |         |
| <b>Con.</b>  |         |         |           |         |           |        |         |
| <b>Operators by age group:</b>                                 |         |         |           |         |           |        |         |
| Under 25 years.....1987..                                      | 7       | 2       | 6         | -       | 1         | 2      | 11      |
| .....1982..  | 17      | 4       | 21        | 3       | 2         | -      | 14      |
| 25 to 34 years.....1987..                                      | 42      | 29      | 56        | 21      | 15        | 27     | 51      |
| .....1982..  | 45      | 48      | 75        | 29      | 18        | 42     | 67      |
| 35 to 44 years.....1987..                                      | 85      | 63      | 86        | 48      | 21        | 62     | 72      |
| .....1982..  | 122     | 97      | 96        | 74      | 40        | 75     | 75      |
| 45 to 54 years.....1987..                                      | 102     | 116     | 91        | 47      | 38        | 62     | 74      |
| .....1982..  | 113     | 91      | 134       | 78      | 54        | 84     | 103     |
| 55 to 64 years.....1987..                                      | 98      | 112     | 105       | 50      | 53        | 83     | 85      |
| .....1982..  | 110     | 131     | 126       | 81      | 52        | 117    | 91      |
| 55 to 59 years.....1987..                                      | 55      | 39      | 50        | 26      | 26        | 45     | 58      |
| 60 to 64 years.....1987..                                      | 43      | 73      | 55        | 24      | 27        | 38     | 27      |
| 65 years and over.....1987..                                   | 85      | 109     | 103       | 62      | 91        | 116    | 100     |
| .....1982..  | 94      | 119     | 112       | 67      | 92        | 127    | 108     |
| 65 to 69 years.....1987..                                      | 40      | 45      | 43        | 23      | 33        | 54     | 36      |
| 70 years and over.....1987..                                   | 45      | 64      | 60        | 39      | 58        | 62     | 64      |
| Average age.....1987..   | 51.5    | 55.2    | 52.5      | 54.3    | 59.4      | 55.8   | 52.3    |
| .....1982..  | 50.6    | 53.8    | 51.0      | 52.3    | 56.3      | 55.3   | 51.4    |
| <b>Operators by sex:</b>                                       |         |         |           |         |           |        |         |
| <b>Male</b>  |         |         |           |         |           |        |         |
| .....farms, 1987..   | 407     | 400     | 425       | 216     | 198       | 334    | 373     |
| .....1982..  | 486     | 460     | 548       | 318     | 234       | 414    | 424     |
| .....acres, 1987..   | 133 208 | 160 344 | 142 671   | 45 322  | 94 503    | 70 152 | 118 897 |
| .....1982..  | 154 558 | 180 661 | 172 446   | 73 697  | 122 133   | 90 377 | 131 069 |
| <b>Female</b>  |         |         |           |         |           |        |         |
| .....farms, 1987..   | 12      | 31      | 22        | 12      | 21        | 18     | 20      |
| .....1982..  | 15      | 30      | 16        | 14      | 24        | 31     | 34      |
| .....acres, 1987..   | 1 666   | 12 720  | 2 755     | 1 902   | 5 910     | 3 850  | 6 326   |
| .....1982..  | 1 477   | 7 672   | 2 146     | 2 408   | 6 037     | 2 628  | 3 981   |
| <b>TYPE OF ORGANIZATION</b>                                    |         |         |           |         |           |        |         |
| <b>Individual or family (sole proprietorship)</b>              |         |         |           |         |           |        |         |
| .....farms, 1987..   | 381     | 376     | 405       | 216     | 190       | 329    | 333     |
| .....1982..  | 454     | 449     | 499       | 311     | 237       | 430    | 394     |
| .....acres, 1987..   | 106 141 | 116 884 | 121 795   | 41 483  | 62 210    | 60 651 | 91 470  |
| .....1982..  | 125 665 | 147 892 | 138 510   | 67 113  | 92 739    | 78 196 | 97 811  |
| <b>Partnership</b>   |         |         |           |         |           |        |         |
| .....farms, 1987..   | 33      | 40      | 39        | 11      | 18        | 20     | 41      |
| .....1982..  | 36      | 37      | 56        | 15      | 12        | 12     | 50      |
| .....acres, 1987..   | 21 841  | 24 973  | 19 816    | (D)     | 17 055    | 9 154  | (D)     |
| .....1982..  | 24 749  | 13 950  | 21 607    | 7 702   | 11 230    | 1 849  | 24 170  |
| <b>Corporation:</b>  |         |         |           |         |           |        |         |
| <b>Family held</b>   |         |         |           |         |           |        |         |
| .....farms, 1987..   | 3       | 9       | 1         | -       | 6         | 2      | 17      |
| .....1982..  | 5       | 2       | 5         | -       | 5         | 3      | 7       |
| .....acres, 1987..   | (D)     | (D)     | (D)       | -       | (D)       | (D)    | (D)     |
| .....1982..  | (D)     | (D)     | (D)       | -       | (D)       | 12 960 | 9 167   |
| <b>Other than family held</b>                                  |         |         |           |         |           |        |         |
| .....farms, 1987..   | -       | 2       | -         | -       | 1         | -      | 1       |
| .....1982..  | 1       | 2       | -         | -       | 1         | -      | 3       |
| .....acres, 1987..   | -       | (D)     | -         | -       | (D)       | -      | (D)     |
| .....1982..  | (D)     | (D)     | -         | -       | (D)       | -      | 3 065   |
| <b>Other—cooperative, estate or trust, institutional, etc.</b> |         |         |           |         |           |        |         |
| .....farms, 1987..   | 2       | 4       | 2         | 1       | 4         | 1      | 1       |
| .....1982..  | 5       | -       | 4         | 6       | 3         | -      | 4       |
| .....acres, 1987..   | (D)     | 658     | (D)       | (D)     | 637       | (D)    | (D)     |
| .....1982..  | (D)     | -       | (D)       | 1 290   | 6 270     | -      | 837     |

**Table 10. Tenure and Characteristics of Operator and Type of Organization: 1987 and 1982—Con.**

[For meaning of abbreviations and symbols, see introductory text]

| Characteristics  | Coahoma | Copiah  | Covington | De Soto | Forrest | Franklin | George |
|--|---------|---------|-----------|---------|---------|----------|--------|
| <b>OPERATOR CHARACTERISTICS—</b>   |         |         |           |         |         |          |        |
| Con.   |         |         |           |         |         |          |        |
| <b>Operators by age group:</b>   |         |         |           |         |         |          |        |
| Under 25 years ----- 1987..  | 7       | 5       | 2         | 4       | 2       | 4        | 1      |
| ----- 1982..   | 4       | 6       | 16        | 7       | 3       | 4        | 8      |
| 25 to 34 years ----- 1987..  | 30      | 24      | 33        | 50      | 22      | 10       | 38     |
| ----- 1982..   | 37      | 69      | 70        | 57      | 34      | 16       | 39     |
| 35 to 44 years ----- 1987..  | 38      | 105     | 85        | 84      | 42      | 18       | 69     |
| ----- 1982..   | 62      | 108     | 107       | 114     | 67      | 26       | 89     |
| 45 to 54 years ----- 1987..  | 59      | 86      | 89        | 113     | 49      | 31       | 92     |
| ----- 1982..   | 74      | 135     | 143       | 172     | 78      | 51       | 90     |
| 55 to 64 years ----- 1987..  | 56      | 159     | 136       | 125     | 82      | 53       | 81     |
| ----- 1982..   | 84      | 193     | 133       | 157     | 96      | 65       | 99     |
| 55 to 59 years ----- 1987..  | 29      | 76      | 56        | 68      | 37      | 21       | 38     |
| 60 to 64 years ----- 1987..  | 27      | 83      | 80        | 57      | 45      | 32       | 42     |
| 65 years and over ----- 1987..   | 47      | 176     | 117       | 127     | 82      | 55       | 59     |
| ----- 1982..   | 48      | 197     | 145       | 125     | 87      | 66       | 72     |
| 65 to 69 years ----- 1987..  | 24      | 68      | 37        | 58      | 35      | 14       | 26     |
| 70 years and over ----- 1987..   | 23      | 108     | 80        | 69      | 47      | 41       | 33     |
| Average age ----- 1987..   | 51.4    | 56.8    | 54.8      | 53.6    | 55.8    | 58.0     | 51.6   |
| ----- 1982..   | 51.3    | 55.2    | 52.5      | 52.6    | 53.7    | 55.9     | 51.4   |
| <b>Operators by sex:</b>   |         |         |           |         |         |          |        |
| <b>Male</b> ----- farms, 1987..  |         |         |           |         |         |          |        |
| ----- 1982..   | 228     | 519     | 420       | 471     | 258     | 155      | 322    |
| ----- 1987..   | 289     | 654     | 553       | 590     | 343     | 204      | 377    |
| ----- 1982..   | 255 535 | 147 359 | 74 886    | 155 552 | 45 323  | 43 955   | 49 430 |
| ----- 1987..   | 267 203 | 175 242 | 91 749    | 193 862 | 61 771  | 54 274   | 46 915 |
| <b>Female</b> ----- farms, 1987..  |         |         |           |         |         |          |        |
| ----- 1982..   | 9       | 36      | 42        | 32      | 21      | 16       | 18     |
| ----- 1987..   | 20      | 54      | 61        | 42      | 22      | 24       | 20     |
| ----- 1982..   | 4 491   | 4 562   | 4 730     | 10 451  | 2 344   | 4 005    | 1 160  |
| ----- 1987..   | 6 538   | 9 573   | 7 296     | 5 664   | 2 956   | 5 273    | 2 219  |
| <b>TYPE OF ORGANIZATION</b>  |         |         |           |         |         |          |        |
| <b>Individual or family (sole proprietorship)</b> ----- farms, 1987..              |         |         |           |         |         |          |        |
| ----- 1982..   | 146     | 508     | 436       | 447     | 245     | 162      | 314    |
| ----- 1987..   | 204     | 656     | 581       | 562     | 332     | 210      | 369    |
| ----- 1982..   | 78 150  | 120 258 | 71 494    | 79 906  | 37 982  | 43 883   | 41 802 |
| ----- 1987..   | 111 087 | 149 219 | 87 853    | 135 613 | 44 617  | 52 110   | 42 894 |
| <b>Partnership</b> ----- farms, 1987..   |         |         |           |         |         |          |        |
| ----- 1982..   | 49      | 31      | 24        | 47      | 25      | 8        | 24     |
| ----- 1987..   | 41      | 38      | 32        | 59      | 21      | 15       | 27     |
| ----- 1982..   | 133 074 | 20 265  | (D)       | 82 415  | 8 161   | (D)      | (D)    |
| ----- 1987..   | 58 517  | 24 666  | (D)       | 44 047  | (D)     | 6 068    | (D)    |
| <b>Corporation:</b>  |         |         |           |         |         |          |        |
| <b>Family held</b> ----- farms, 1987..   |         |         |           |         |         |          |        |
| ----- 1982..   | 36      | 10      | 1         | 7       | 8       | 1        | 2      |
| ----- 1987..   | 58      | 7       | 1         | 9       | 7       | 1        | 1      |
| ----- 1982..   | 37 491  | (D)     | (D)       | (D)     | (D)     | (D)      | (D)    |
| ----- 1987..   | (D)     | 9 710   | (D)       | (D)     | 14 813  | (D)      | (D)    |
| <b>Other than family held</b> ----- farms, 1987..                                  |         |         |           |         |         |          |        |
| ----- 1982..   | 5       | 2       | 1         | 2       | -       | -        | -      |
| ----- 1987..   | 2       | -       | -         | 2       | 4       | 1        | -      |
| ----- 1982..   | (D)     | (D)     | (D)       | (D)     | -       | -        | -      |
| ----- 1987..   | (D)     | -       | -         | (D)     | 498     | (D)      | -      |
| <b>Other—cooperative, estate or trust, institutional, etc.</b> ----- farms, 1987.. |         |         |           |         |         |          |        |
| ----- 1982..   | 1       | 4       | -         | -       | 1       | -        | -      |
| ----- 1987..   | 4       | 7       | -         | -       | 1       | 1        | -      |
| ----- 1982..   | (D)     | 473     | -         | -       | (D)     | -        | -      |
| ----- 1987..   | 5 015   | 1 220   | -         | -       | (D)     | (D)      | -      |

**Table 10. Tenure and Characteristics of Operator and Type of Organization: 1987 and 1982—Con.**

[For meaning of abbreviations and symbols, see introductory text]

| Characteristics   | Greene | Grenada | Hancock | Harrison | Hinds   | Holmes  | Humphreys |
|---|--------|---------|---------|----------|---------|---------|-----------|
| <b>OPERATOR CHARACTERISTICS—</b>  |        |         |         |          |         |         |           |
| <b>Con.</b>   |        |         |         |          |         |         |           |
| <b>Operators by age group:</b>  |        |         |         |          |         |         |           |
| Under 25 years ----- 1987..   | 1      | 2       | 2       | -        | 1       | 8       | 9         |
| ----- 1982..  | 3      | 5       | 5       | 2        | 5       | 11      | 6         |
| 25 to 34 years ----- 1987..   | 23     | 26      | 16      | 7        | 45      | 44      | 51        |
| ----- 1982..  | 29     | 32      | 14      | 29       | 78      | 54      | 67        |
| 35 to 44 years ----- 1987..   | 72     | 43      | 37      | 35       | 129     | 72      | 71        |
| ----- 1982..  | 76     | 48      | 57      | 63       | 152     | 77      | 86        |
| 45 to 54 years ----- 1987..   | 68     | 49      | 69      | 58       | 162     | 70      | 74        |
| ----- 1982..  | 79     | 55      | 69      | 83       | 225     | 84      | 61        |
| 55 to 64 years ----- 1987..   | 64     | 58      | 55      | 81       | 211     | 92      | 73        |
| ----- 1982..  | 94     | 77      | 61      | 86       | 282     | 131     | 77        |
| 55 to 59 years ----- 1987..   | 24     | 27      | 25      | 49       | 105     | 29      | 40        |
| 60 to 64 years ----- 1987..   | 40     | 31      | 30      | 32       | 106     | 63      | 33        |
| 65 years and over ----- 1987..  | 81     | 55      | 29      | 57       | 251     | 134     | 47        |
| ----- 1982..  | 95     | 59      | 37      | 69       | 241     | 148     | 49        |
| 65 to 69 years ----- 1987..   | 36     | 25      | 14      | 26       | 105     | 48      | 19        |
| 70 years and over ----- 1987..  | 45     | 30      | 15      | 31       | 146     | 86      | 28        |
| Average age ----- 1987..  | 54.0   | 53.2    | 52.0    | 56.0     | 56.7    | 54.8    | 49.0      |
| ----- 1982..  | 54.1   | 52.5    | 51.2    | 53.2     | 55.1    | 54.7    | 48.2      |
| <b>Operators by sex:</b>  |        |         |         |          |         |         |           |
| Male ----- farms, 1987..  | 284    | 214     | 194     | 222      | 735     | 382     | 312       |
| ----- 1982..  | 345    | 264     | 226     | 304      | 892     | 464     | 338       |
| acres, 1987..   | 51 404 | 80 831  | 32 710  | 16 926   | 255 289 | 228 551 | 206 782   |
| ----- 1982..  | 61 434 | 106 236 | 36 165  | 28 349   | 292 562 | 245 202 | 208 482   |
| Female ----- farms, 1987..  | 25     | 19      | 14      | 16       | 64      | 38      | 13        |
| ----- 1982..  | 31     | 12      | 17      | 28       | 91      | 41      | 8         |
| acres, 1987..   | 3 881  | 4 613   | 1 706   | 1 223    | 10 322  | 7 775   | 3 416     |
| ----- 1982..  | 3 929  | 1 488   | 2 432   | 5 008    | 17 930  | 4 904   | 1 824     |
| <b>TYPE OF ORGANIZATION</b>   |        |         |         |          |         |         |           |
| Individual or family (sole proprietorship) ----- farms, 1987..              | 296    | 204     | 200     | 222      | 696     | 348     | 228       |
| ----- 1982..  | 360    | 248     | 228     | 310      | 879     | 449     | 273       |
| acres, 1987..   | 51 004 | 57 022  | 30 476  | 15 029   | 158 998 | 136 359 | 82 247    |
| ----- 1982..  | 61 119 | 82 864  | 35 739  | 28 767   | 192 780 | 173 421 | 119 897   |
| Partnership ----- farms, 1987..   | 13     | 18      | 6       | 13       | 74      | 52      | 69        |
| ----- 1982..  | 13     | 16      | 12      | 17       | 70      | 40      | 48        |
| acres, 1987..   | 4 281  | 16 715  | (D)     | 2 766    | 43 139  | 72 880  | 100 441   |
| ----- 1982..  | 4 061  | 17 003  | 2 480   | 2 348    | 48 091  | 43 990  | 46 889    |
| Corporation:  |        |         |         |          |         |         |           |
| Family held ----- farms, 1987..   | -      | 8       | 1       | -        | 22      | 14      | 25        |
| ----- 1982..  | -      | 7       | 2       | 5        | 20      | 12      | 22        |
| acres, 1987..   | -      | 8 191   | (D)     | -        | (D)     | (D)     | 24 247    |
| ----- 1982..  | -      | 5 553   | (D)     | 2 242    | 50 560  | 32 590  | 37 801    |
| Other than family held ----- farms, 1987..                                  | -      | 2       | -       | -        | 1       | 1       | 2         |
| ----- 1982..  | -      | 3       | -       | -        | 7       | -       | 3         |
| acres, 1987..   | -      | (D)     | -       | (D)      | (D)     | (D)     | (D)       |
| ----- 1982..  | -      | (D)     | -       | -        | 12 358  | -       | 5 719     |
| Other—cooperative, estate or trust, institutional, etc. ----- farms, 1987.. | -      | 1       | 1       | 2        | 6       | 5       | 1         |
| ----- 1982..  | 3      | 2       | 1       | -        | 7       | 4       | -         |
| acres, 1987..   | -      | (D)     | (D)     | (D)      | 3 204   | 6 788   | (D)       |
| ----- 1982..  | 183    | (D)     | (D)     | -        | 6 702   | 105     | -         |

**Table 10. Tenure and Characteristics of Operator and Type of Organization: 1987 and 1982—Con.**

[For meaning of abbreviations and symbols, see introductory text]

| Characteristics   | Issaquena | Itawamba | Jackson | Jasper  | Jefferson | Jefferson Davis | Jones   |
|---|-----------|----------|---------|---------|-----------|-----------------|---------|
| <b>OPERATOR CHARACTERISTICS—</b>  |           |          |         |         |           |                 |         |
| <b>Con.</b>   |           |          |         |         |           |                 |         |
| <b>Operators by age group:</b>  |           |          |         |         |           |                 |         |
| Under 25 years ----- 1987--   | 2         | 1        | -       | 3       | -         | 5               | 5       |
| ----- 1982--  | 5         | 6        | 3       | 8       | 3         | 8               | 6       |
| 25 to 34 years ----- 1987--   | 13        | 32       | 9       | 31      | 19        | 31              | 53      |
| ----- 1982--  | 17        | 63       | 31      | 65      | 28        | 69              | 80      |
| 35 to 44 years ----- 1987--   | 22        | 102      | 37      | 57      | 21        | 65              | 147     |
| ----- 1982--  | 32        | 131      | 54      | 104     | 37        | 77              | 194     |
| 45 to 54 years ----- 1987--   | 21        | 100      | 81      | 87      | 52        | 95              | 185     |
| ----- 1982--  | 17        | 130      | 58      | 138     | 64        | 123             | 257     |
| 55 to 64 years ----- 1987--   | 19        | 102      | 58      | 116     | 46        | 99              | 226     |
| ----- 1982--  | 37        | 146      | 66      | 152     | 73        | 145             | 252     |
| 55 to 59 years ----- 1987--   | 8         | 52       | 27      | 60      | 24        | 50              | 111     |
| 60 to 64 years ----- 1987--   | 11        | 50       | 31      | 56      | 22        | 49              | 115     |
| 65 years and over ----- 1987--  | 30        | 115      | 41      | 129     | 96        | 113             | 184     |
| ----- 1982--  | 26        | 124      | 43      | 145     | 83        | 144             | 206     |
| 65 to 69 years ----- 1987--   | 9         | 53       | 20      | 50      | 28        | 49              | 77      |
| 70 years and over ----- 1987--  | 21        | 62       | 21      | 79      | 68        | 64              | 107     |
| Average age ----- 1987--  | 52.4      | 53.7     | 53.8    | 56.3    | 59.0      | 54.6            | 54.4    |
| ----- 1982--  | 51.0      | 52.0     | 50.8    | 53.4    | 55.5      | 54.0            | 53.0    |
| <b>Operators by sex:</b>  |           |          |         |         |           |                 |         |
| Male ----- farms, 1987--  | 103       | 428      | 187     | 398     | 199       | 385             | 729     |
| ----- 1982--  | 117       | 568      | 237     | 564     | 282       | 516             | 926     |
| ----- acres, 1987--   | 120 064   | 74 633   | 19 684  | 94 813  | 70 188    | 74 671          | 96 397  |
| ----- 1982--  | 102 368   | 93 811   | 28 454  | 113 216 | 108 777   | 84 065          | 122 167 |
| Female ----- farms, 1987--  | 4         | 24       | 19      | 25      | 35        | 23              | 71      |
| ----- 1982--  | 17        | 32       | 18      | 48      | 26        | 50              | 69      |
| ----- acres, 1987--   | 955       | 4 299    | 1 208   | 2 995   | 10 885    | 2 180           | 7 775   |
| ----- 1982--  | 8 747     | 4 573    | 1 011   | 4 683   | 6 271     | 5 038           | 7 481   |
| <b>TYPE OF ORGANIZATION</b>   |           |          |         |         |           |                 |         |
| Individual or family (sole proprietorship) ----- farms, 1987--              | 70        | 423      | 197     | 403     | 217       | 387             | 745     |
| ----- 1982--  | 100       | 549      | 240     | 574     | 261       | 535             | 923     |
| ----- acres, 1987--   | 45 245    | 69 740   | 17 860  | 86 475  | 66 309    | 69 290          | 82 245  |
| ----- 1982--  | 44 630    | 79 478   | 27 162  | 108 304 | 86 559    | 78 141          | 106 079 |
| Partnership ----- farms, 1987--   | 26        | 29       | 9       | 14      | 14        | 18              | 36      |
| ----- 1982--  | 19        | 49       | 13      | 29      | 18        | 27              | 56      |
| ----- acres, 1987--   | 44 233    | 9 192    | 3 032   | 8 102   | 10 627    | 6 706           | 12 323  |
| ----- 1982--  | 21 688    | (D)      | (D)     | 8 332   | 10 131    | 7 087           | 14 304  |
| Corporation:  |           |          |         |         |           |                 |         |
| Family held ----- farms, 1987--   | 8         | -        | -       | 3       | 2         | 2               | 13      |
| ----- 1982--  | 15        | -        | 2       | 1       | 4         | 3               | 8       |
| ----- acres, 1987--   | 21 641    | -        | -       | 3 160   | (D)       | (D)             | (D)     |
| ----- 1982--  | 44 797    | -        | (D)     | (D)     | (D)       | (D)             | 4 765   |
| Other than family held ----- farms, 1987--                                  | 2         | -        | -       | -       | 1         | 1               | 2       |
| ----- 1982--  | -         | 2        | -       | 1       | -         | -               | 4       |
| ----- acres, 1987--   | (D)       | -        | -       | -       | (D)       | (D)             | (D)     |
| ----- 1982--  | -         | (D)      | -       | (D)     | (D)       | -               | 799     |
| Other—cooperative, estate or trust, institutional, etc. ----- farms, 1987-- | 1         | -        | -       | 3       | -         | -               | 4       |
| ----- 1982--  | -         | -        | -       | 7       | 4         | 1               | 4       |
| ----- acres, 1987--   | (D)       | -        | -       | 171     | -         | -               | 2 832   |
| ----- 1982--  | -         | -        | -       | (D)     | 309       | (D)             | 3 701   |

Table 10. Tenure and Characteristics of Operator and Type of Organization: 1987 and 1982—Con.

[For meaning of abbreviations and symbols, see introductory text]

| Characteristics   | Kemper  | Lafayette | Lamar  | Lauderdale | Lawrence | Leake   | Lee     | Lefflore |
|---|---------|-----------|--------|------------|----------|---------|---------|----------|
| <b>OPERATOR CHARACTERISTICS—</b>  |         |           |        |            |          |         |         |          |
| <b>Con.</b>   |         |           |        |            |          |         |         |          |
| Operators by age group:   |         |           |        |            |          |         |         |          |
| Under 25 years ----- 1987..   | -       | 6         | 5      | 1          | 3        | 6       | 7       | 5        |
| ----- 1982..  | 9       | 4         | 5      | 3          | 6        | 5       | 7       | 8        |
| 25 to 34 years ----- 1987..   | 33      | 25        | 41     | 25         | 30       | 36      | 44      | 38       |
| ----- 1982..  | 57      | 39        | 56     | 44         | 42       | 76      | 91      | 66       |
| 35 to 44 years ----- 1987..   | 73      | 68        | 75     | 76         | 29       | 132     | 122     | 66       |
| ----- 1982..  | 104     | 95        | 90     | 83         | 100      | 152     | 140     | 62       |
| 45 to 54 years ----- 1987..   | 77      | 118       | 73     | 114        | 86       | 166     | 123     | 52       |
| ----- 1982..  | 105     | 125       | 94     | 158        | 86       | 191     | 140     | 55       |
| 55 to 64 years ----- 1987..   | 118     | 101       | 66     | 117        | 77       | 156     | 133     | 80       |
| ----- 1982..  | 145     | 115       | 105    | 131        | 92       | 186     | 186     | 83       |
| 55 to 59 years ----- 1987..   | 51      | 53        | 33     | 53         | 27       | 86      | 67      | 38       |
| 60 to 64 years ----- 1987..   | 67      | 48        | 33     | 64         | 50       | 70      | 66      | 42       |
| 65 years and over ----- 1987..  | 129     | 129       | 76     | 116        | 78       | 163     | 138     | 40       |
| ----- 1982..  | 159     | 147       | 85     | 132        | 85       | 177     | 137     | 38       |
| 65 to 69 years ----- 1987..   | 45      | 44        | 31     | 53         | 35       | 68      | 72      | 22       |
| 70 years and over ----- 1987..  | 84      | 85        | 45     | 63         | 43       | 95      | 66      | 18       |
| Average age ----- 1987..  | 56.2    | 55.5      | 51.4   | 55.0       | 54.8     | 54.3    | 53.2    | 49.5     |
| ----- 1982..  | 54.1    | 54.3      | 51.2   | 54.1       | 51.2     | 53.1    | 51.7    | 48.4     |
| Operators by sex:   |         |           |        |            |          |         |         |          |
| Male ----- farms, 1987..  | 395     | 413       | 314    | 421        | 280      | 610     | 550     | 277      |
| ----- 1982..  | 522     | 500       | 408    | 520        | 380      | 725     | 666     | 309      |
| acres, 1987..   | 95 294  | 103 256   | 55 397 | 81 638     | 55 842   | 89 377  | 129 717 | 271 740  |
| ----- 1982..  | 130 538 | 124 349   | 80 580 | 91 636     | 72 879   | 109 845 | 135 580 | 318 328  |
| Female ----- farms, 1987..  | 35      | 34        | 22     | 28         | 23       | 49      | 17      | 4        |
| ----- 1982..  | 57      | 25        | 27     | 31         | 31       | 62      | 35      | 3        |
| acres, 1987..   | 12 513  | 10 307    | 2 215  | 4 595      | 5 364    | 6 631   | 1 589   | 5 397    |
| ----- 1982..  | 9 121   | 6 590     | 2 460  | 4 731      | 4 040    | 6 562   | 6 001   | 5 040    |
| <b>TYPE OF ORGANIZATION</b>   |         |           |        |            |          |         |         |          |
| Individual or family (sole proprietorship) ----- farms, 1987..              | 405     | 394       | 309    | 425        | 291      | 628     | 504     | 165      |
| ----- 1982..  | 549     | 462       | 411    | 517        | 385      | 749     | 638     | 243      |
| acres, 1987..   | 100 361 | 92 181    | 43 369 | 77 615     | 52 675   | 88 922  | 101 281 | 86 782   |
| ----- 1982..  | 124 532 | 104 098   | 65 553 | 83 991     | 61 038   | 103 174 | 118 015 | 196 958  |
| Partnership ----- farms, 1987..   | 22      | 45        | 20     | 20         | 11       | 25      | 50      | 76       |
| ----- 1982..  | 24      | 60        | 20     | 27         | 24       | 30      | 51      | 50       |
| acres, 1987..   | 5 756   | 19 238    | 4 350  | 6 992      | (D)      | 5 529   | 26 229  | 143 381  |
| ----- 1982..  | 13 427  | 24 409    | 8 844  | 10 200     | (D)      | 10 945  | 18 294  | 72 165   |
| Corporation:  |         |           |        |            |          |         |         |          |
| Family held ----- farms, 1987..   | 1       | 5         | 4      | 2          | -        | 4       | 6       | 29       |
| ----- 1982..  | 1       | 1         | 4      | 4          | -        | 4       | 7       | 14       |
| acres, 1987..   | (D)     | 2 055     | 9 407  | (D)        | (D)      | (D)     | (D)     | 39 897   |
| ----- 1982..  | (D)     | (D)       | 8 643  | 1 865      | -        | 2 065   | (D)     | 36 540   |
| Other than family held ----- farms, 1987..                                  | 1       | 1         | -      | 1          | -        | 2       | 2       | 10       |
| ----- 1982..  | -       | 1         | -      | -          | 1        | 2       | 2       | 4        |
| acres, 1987..   | (D)     | (D)       | -      | (D)        | -        | (D)     | (D)     | (D)      |
| ----- 1982..  | -       | (D)       | -      | -          | (D)      | (D)     | (D)     | (D)      |
| Other—cooperative, estate or trust, institutional, etc. ----- farms, 1987.. | 1       | 2         | 3      | 1          | 1        | -       | 5       | 1        |
| ----- 1982..  | 5       | 1         | -      | 3          | 1        | 2       | 3       | 1        |
| acres, 1987..   | (D)     | (D)       | 486    | (D)        | (D)      | -       | 931     | (D)      |
| ----- 1982..  | (D)     | (D)       | -      | 311        | (D)      | (D)     | 1 297   | (D)      |



**Table 10. Tenure and Characteristics of Operator and Type of Organization: 1987 and 1982—Con.**

[For meaning of abbreviations and symbols, see introductory text]

| Characteristics  | Lincoln | Lowndes | Madison | Marion  | Marshall | Monroe  | Montgomery | Neshoba |
|--|---------|---------|---------|---------|----------|---------|------------|---------|
| <b>OPERATOR CHARACTERISTICS—</b>   |         |         |         |         |          |         |            |         |
| Con.   |         |         |         |         |          |         |            |         |
| Operators by age group:  |         |         |         |         |          |         |            |         |
| Under 25 years ----- 1987 ..   | -       | 8       | 5       | 8       | 9        | 12      | 3          | 2       |
| ----- 1982 ..  | 11      | 6       | 7       | 5       | 20       | 9       | 2          | 14      |
| 25 to 34 years ----- 1987 ..   | 35      | 46      | 61      | 39      | 43       | 40      | 33         | 45      |
| ----- 1982 ..  | 57      | 57      | 68      | 71      | 62       | 87      | 41         | 82      |
| 35 to 44 years ----- 1987 ..   | 92      | 70      | 79      | 106     | 98       | 102     | 44         | 123     |
| ----- 1982 ..  | 113     | 87      | 101     | 139     | 104      | 147     | 65         | 153     |
| 45 to 54 years ----- 1987 ..   | 127     | 79      | 98      | 116     | 120      | 145     | 77         | 162     |
| ----- 1982 ..  | 135     | 106     | 147     | 172     | 151      | 179     | 69         | 200     |
| 55 to 64 years ----- 1987 ..   | 139     | 83      | 116     | 149     | 129      | 118     | 78         | 181     |
| ----- 1982 ..  | 167     | 116     | 148     | 192     | 180      | 150     | 99         | 242     |
| 55 to 59 years ----- 1987 ..   | 57      | 45      | 58      | 73      | 60       | 57      | 32         | 79      |
| 60 to 64 years ----- 1987 ..   | 82      | 38      | 58      | 76      | 69       | 61      | 46         | 102     |
| 65 years and over ----- 1987 ..  | 155     | 86      | 143     | 156     | 155      | 125     | 72         | 208     |
| ----- 1982 ..  | 160     | 114     | 136     | 141     | 164      | 140     | 98         | 179     |
| 65 to 69 years ----- 1987 ..   | 63      | 30      | 56      | 78      | 70       | 51      | 27         | 103     |
| 70 years and over ----- 1987 ..  | 92      | 56      | 87      | 78      | 85       | 74      | 45         | 105     |
| Average age ----- 1987 ..  | 55.6    | 52.8    | 53.9    | 54.4    | 54.4     | 52.8    | 53.7       | 55.6    |
| ----- 1982 ..  | 53.4    | 52.6    | 53.1    | 52.7    | 53.1     | 51.2    | 53.8       | 52.9    |
| Operators by sex:  |         |         |         |         |          |         |            |         |
| Male ----- farms, 1987 ..  | 511     | 348     | 461     | 533     | 516      | 517     | 288        | 673     |
| ----- 1982 ..  | 595     | 463     | 557     | 665     | 630      | 683     | 353        | 812     |
| acres, 1987 ..   | 97 315  | 126 903 | 208 549 | 89 983  | 189 277  | 180 091 | 93 958     | 125 332 |
| ----- 1982 ..  | 116 144 | 154 072 | 230 730 | 118 094 | 211 855  | 203 318 | 108 808    | 145 480 |
| Female ----- farms, 1987 ..  | 37      | 23      | 41      | 41      | 38       | 25      | 19         | 48      |
| ----- 1982 ..  | 58      | 23      | 50      | 55      | 51       | 29      | 21         | 58      |
| acres, 1987 ..   | 6 281   | 4 183   | 8 397   | 6 413   | 8 322    | 5 891   | 3 496      | 7 054   |
| ----- 1982 ..  | 8 503   | 2 183   | 7 673   | 8 116   | 8 974    | 6 795   | 1 958      | 7 204   |
| <b>TYPE OF ORGANIZATION</b>  |         |         |         |         |          |         |            |         |
| Individual or family (sole proprietorship) ----- farms, 1987 ..              | 517     | 321     | 430     | 543     | 494      | 493     | 286        | 685     |
| ----- 1982 ..  | 603     | 443     | 544     | 670     | 606      | 639     | 347        | 820     |
| acres, 1987 ..   | 92 283  | 98 932  | 154 133 | 86 698  | 139 697  | 148 458 | 83 457     | 104 715 |
| ----- 1982 ..  | 108 354 | 129 074 | 191 087 | 105 021 | 163 281  | 153 128 | 96 662     | 124 451 |
| Partnership ----- farms, 1987 ..   | 25      | 39      | 56      | 23      | 55       | 36      | 19         | 26      |
| ----- 1982 ..  | 31      | 33      | 45      | 33      | 67       | 52      | 24         | 38      |
| acres, 1987 ..   | 9 008   | 26 789  | 50 615  | 5 469   | 55 979   | 25 135  | (D)        | 7 573   |
| ----- 1982 ..  | 9 811   | 21 535  | 37 774  | 7 115   | 55 171   | 30 320  | 7 062      | 9 264   |
| Corporation:   |         |         |         |         |          |         |            |         |
| Family held ----- farms, 1987 ..   | 4       | 8       | 12      | 4       | 3        | 6       | 1          | 8       |
| ----- 1982 ..  | 6       | 6       | 11      | 8       | 1        | 11      | 1          | 6       |
| acres, 1987 ..   | (D)     | 5 324   | 10 348  | (D)     | (D)      | (D)     | (D)        | (D)     |
| ----- 1982 ..  | 6 254   | (D)     | (D)     | (D)     | (D)      | 19 586  | (D)        | (D)     |
| Other than family held ----- farms, 1987 ..                                  | -       | -       | 3       | 1       | -        | 2       | -          | -       |
| ----- 1982 ..  | -       | 1       | 1       | 2       | -        | 6       | -          | 2       |
| acres, 1987 ..   | -       | -       | (D)     | (D)     | -        | (D)     | -          | -       |
| ----- 1982 ..  | -       | (D)     | (D)     | (D)     | -        | 4 571   | -          | (D)     |
| Other—cooperative, estate or trust, institutional, etc. ----- farms, 1987 .. | 2       | 3       | 1       | 3       | 2        | 5       | 1          | 2       |
| ----- 1982 ..  | 3       | 3       | 6       | 7       | 7        | 4       | 2          | 4       |
| acres, 1987 ..   | (D)     | 41      | (D)     | 2 659   | (D)      | 2 629   | (D)        | (D)     |
| ----- 1982 ..  | 228     | 153     | 810     | 3 853   | (D)      | 2 508   | (D)        | 16 942  |

Table 10. Tenure and Characteristics of Operator and Type of Organization: 1987 and 1982—Con.

[For meaning of abbreviations and symbols, see introductory text]

| Characteristics  | Newton  | Noxubee | Oktibbeha | Panola  | Pearl River | Perry  | Pike   | Pontotoc |
|--|---------|---------|-----------|---------|-------------|--------|--------|----------|
| <b>OPERATOR CHARACTERISTICS—</b>   |         |         |           |         |             |        |        |          |
| Con.   |         |         |           |         |             |        |        |          |
| Operators by age group:  |         |         |           |         |             |        |        |          |
| Under 25 years ----- 1987--  | 8       | 9       | 2         | 15      | 1           | -      | 1      | 12       |
| ----- 1982--   | 5       | 25      | 8         | 7       | 6           | 2      | 7      | 17       |
| 25 to 34 years ----- 1987--  | 29      | 55      | 34        | 53      | 58          | 19     | 49     | 68       |
| ----- 1982--   | 94      | 94      | 46        | 87      | 73          | 25     | 63     | 142      |
| 35 to 44 years ----- 1987--  | 143     | 98      | 83        | 118     | 110         | 31     | 84     | 129      |
| ----- 1982--   | 150     | 89      | 83        | 140     | 168         | 65     | 126    | 160      |
| 45 to 54 years ----- 1987--  | 121     | 78      | 75        | 128     | 185         | 52     | 117    | 128      |
| ----- 1982--   | 168     | 99      | 108       | 174     | 184         | 71     | 131    | 186      |
| 55 to 64 years ----- 1987--  | 152     | 94      | 85        | 148     | 132         | 64     | 123    | 135      |
| ----- 1982--   | 189     | 129     | 128       | 200     | 173         | 60     | 144    | 170      |
| 55 to 59 years ----- 1987--  | 82      | 51      | 35        | 77      | 65          | 31     | 59     | 68       |
| 60 to 64 years ----- 1987--  | 70      | 43      | 50        | 69      | 67          | 33     | 64     | 67       |
| 65 years and over ----- 1987--   | 146     | 115     | 96        | 185     | 118         | 52     | 109    | 132      |
| ----- 1982--   | 157     | 109     | 81        | 209     | 114         | 85     | 130    | 140      |
| 65 to 69 years ----- 1987--  | 65      | 45      | 46        | 66      | 46          | 23     | 47     | 62       |
| 70 years and over ----- 1987--   | 81      | 70      | 50        | 119     | 72          | 29     | 62     | 70       |
| Average age ----- 1987--   | 53.9    | 52.3    | 54.5      | 54.5    | 52.7        | 55.1   | 53.5   | 51.7     |
| ----- 1982--   | 51.9    | 49.9    | 51.9      | 53.5    | 51.1        | 53.9   | 52.3   | 49.4     |
| Operators by sex:  |         |         |           |         |             |        |        |          |
| Male ----- farms, 1987--   | 556     | 415     | 338       | 602     | 534         | 200    | 450    | 590      |
| ----- 1982--   | 707     | 517     | 435       | 768     | 676         | 279    | 564    | 789      |
| ----- acres, 1987--  | 99 955  | 208 857 | 88 446    | 232 746 | 115 995     | 34 276 | 81 184 | 120 701  |
| ----- 1982--   | 122 746 | 242 076 | 120 315   | 295 020 | 125 391     | 44 687 | 92 945 | 161 085  |
| Female ----- farms, 1987--   | 43      | 34      | 17        | 41      | 50          | 18     | 33     | 14       |
| ----- 1982--   | 56      | 28      | 19        | 49      | 42          | 29     | 37     | 26       |
| ----- acres, 1987--  | 5 277   | 10 222  | 3 373     | 5 157   | 7 875       | 1 602  | 5 955  | 1 480    |
| ----- 1982--   | 6 581   | 9 661   | 4 580     | 6 797   | 5 910       | 3 311  | 6 385  | 2 307    |
| <b>TYPE OF ORGANIZATION</b>  |         |         |           |         |             |        |        |          |
| Individual or family (sole proprietorship) ----- farms, 1987--                 | 554     | 411     | 337       | 564     | 544         | 203    | 454    | 565      |
| ----- 1982--   | 706     | 487     | 421       | 731     | 665         | 296    | 562    | 726      |
| ----- acres, 1987--  | 86 834  | 167 683 | 77 878    | 171 831 | 106 456     | 33 320 | 81 755 | 102 765  |
| ----- 1982--   | 110 081 | 186 453 | 98 878    | 210 082 | 102 751     | 44 059 | 89 126 | 132 544  |
| Partnership ----- farms, 1987--  | 39      | 28      | 16        | 54      | 15          | 13     | 24     | 36       |
| ----- 1982--   | 44      | 47      | 28        | 57      | 33          | 11     | 25     | 83       |
| ----- acres, 1987--  | 11 583  | 29 712  | (D)       | 38 292  | 5 118       | (D)    | 5 070  | 18 623   |
| ----- 1982--   | 11 517  | 40 685  | 16 816    | 37 816  | 15 736      | (D)    | 6 530  | 29 035   |
| Corporation:   |         |         |           |         |             |        |        |          |
| Family held ----- farms, 1987--  | 3       | 3       | 1         | 20      | 17          | 1      | 3      | -        |
| ----- 1982--   | 4       | 5       | 2         | 23      | 15          | -      | 10     | 2        |
| ----- acres, 1987--  | 1 254   | (D)     | (D)       | 24 487  | 9 724       | (D)    | (D)    | -        |
| ----- 1982--   | 2 837   | (D)     | (D)       | 50 539  | 10 087      | -      | 2 737  | (D)      |
| Other than family held ----- farms, 1987--                                     | 1       | 1       | -         | 3       | 4           | -      | -      | -        |
| ----- 1982--   | 3       | 1       | -         | 3       | 3           | -      | -      | -        |
| ----- acres, 1987--  | (D)     | (D)     | -         | (D)     | 1 332       | -      | -      | -        |
| ----- 1982--   | 3 060   | (D)     | -         | 794     | (D)         | -      | -      | -        |
| Other—cooperative, estate or trust,<br>institutional, etc. ----- farms, 1987-- | 2       | 6       | 1         | 2       | 4           | 1      | 2      | 3        |
| ----- 1982--   | 6       | 5       | 3         | 3       | 2           | 1      | 4      | 4        |
| ----- acres, 1987--  | (D)     | 1 187   | (D)       | (D)     | 1 240       | (D)    | (D)    | 793      |
| ----- 1982--   | 1 832   | 1 327   | (D)       | 2 586   | (D)         | (D)    | 937    | (D)      |

**Table 10. Tenure and Characteristics of Operator and Type of Organization: 1987 and 1982—Con.**

[For meaning of abbreviations and symbols, see introductory text]

| Characteristics   | Prentiss | Quitman | Rankin  | Scott   | Sharkey | Simpson | Smith   | Stone  |
|---|----------|---------|---------|---------|---------|---------|---------|--------|
| <b>OPERATOR CHARACTERISTICS—</b>  |          |         |         |         |         |         |         |        |
| Con.  |          |         |         |         |         |         |         |        |
| Operators by age group:   |          |         |         |         |         |         |         |        |
| Under 25 years ----- 1987..   | 1        | 7       | 4       | 4       | 2       | 1       | 2       | -      |
| 1982..  | 10       | 14      | 13      | 5       | 7       | 11      | 15      | 4      |
| 25 to 34 years ----- 1987..   | 36       | 44      | 43      | 68      | 18      | 50      | 50      | 19     |
| 1982..  | 64       | 41      | 54      | 88      | 26      | 67      | 87      | 31     |
| 35 to 44 years ----- 1987..   | 83       | 60      | 82      | 142     | 32      | 100     | 171     | 41     |
| 1982..  | 123      | 81      | 120     | 191     | 28      | 119     | 171     | 49     |
| 45 to 54 years ----- 1987..   | 104      | 48      | 142     | 165     | 26      | 138     | 146     | 44     |
| 1982..  | 124      | 61      | 151     | 193     | 38      | 178     | 161     | 64     |
| 55 to 64 years ----- 1987..   | 95       | 51      | 151     | 160     | 32      | 137     | 165     | 61     |
| 1982..  | 118      | 84      | 176     | 174     | 37      | 201     | 209     | 64     |
| 55 to 59 years ----- 1987..   | 54       | 20      | 79      | 72      | 16      | 57      | 76      | 29     |
| 60 to 64 years ----- 1987..   | 41       | 31      | 72      | 88      | 16      | 80      | 89      | 32     |
| 65 years and over ----- 1987..  | 86       | 46      | 129     | 149     | 21      | 150     | 128     | 56     |
| 1982..  | 125      | 42      | 153     | 182     | 22      | 195     | 130     | 63     |
| 65 to 69 years ----- 1987..   | 37       | 21      | 51      | 41      | 12      | 64      | 60      | 26     |
| 70 years and over ----- 1987..  | 49       | 25      | 78      | 108     | 9       | 86      | 88      | 30     |
| Average age ----- 1987..  | 52.5     | 49.4    | 54.3    | 52.9    | 50.5    | 54.5    | 52.1    | 54.1   |
| 1982..  | 51.8     | 48.6    | 53.3    | 52.2    | 48.3    | 54.3    | 51.1    | 52.5   |
| Operators by sex:   |          |         |         |         |         |         |         |        |
| Male ----- farms, 1987..  | 388      | 249     | 505     | 639     | 120     | 533     | 621     | 208    |
| 1982..  | 544      | 308     | 821     | 770     | 158     | 725     | 701     | 200    |
| acres, 1987..   | 84 885   | 197 030 | 126 504 | 109 051 | 175 496 | 91 543  | 82 675  | 33 845 |
| 1982..  | 109 366  | 210 024 | 135 252 | 131 597 | 209 739 | 125 196 | 102 186 | 52 719 |
| Female ----- farms, 1987..  | 17       | 7       | 46      | 49      | 7       | 43      | 41      | 13     |
| 1982..  | 20       | 15      | 46      | 63      | 4       | 46      | 72      | 15     |
| acres, 1987..   | 2 274    | 2 737   | 4 127   | 4 875   | 2 467   | 3 589   | 4 371   | 1 825  |
| 1982..  | 1 941    | 2 643   | 7 514   | 6 710   | 746     | 4 923   | 6 106   | 1 898  |
| <b>TYPE OF ORGANIZATION</b>   |          |         |         |         |         |         |         |        |
| Individual or family (sole proprietorship) ----- farms, 1987..              | 371      | 199     | 502     | 636     | 60      | 530     | 634     | 204    |
| 1982..  | 517      | 260     | 604     | 770     | 103     | 719     | 731     | 248    |
| acres, 1987..   | 73 438   | 104 367 | 103 775 | 99 812  | 35 938  | 79 428  | 82 397  | 30 487 |
| 1982..  | 89 486   | 130 666 | 117 915 | 116 039 | 52 408  | 111 549 | 101 188 | 48 189 |
| Partnership ----- farms, 1987..   | 34       | 45      | 33      | 34      | 43      | 36      | 23      | 16     |
| 1982..  | 45       | 45      | 42      | 44      | 16      | 40      | 40      | 26     |
| acres, 1987..   | 13 721   | 77 998  | 14 859  | 7 282   | 114 904 | 13 246  | 4 208   | (D)    |
| 1982..  | (D)      | 60 880  | 12 314  | 10 684  | 58 051  | 11 124  | (D)     | (D)    |
| Corporation:  |          |         |         |         |         |         |         |        |
| Family held ----- farms, 1987..   | -        | 12      | 12      | 11      | 22      | 4       | 4       | -      |
| 1982..  | -        | 17      | 11      | 11      | 39      | 5       | 1       | -      |
| acres, 1987..   | -        | 17 402  | 9 026   | 6 362   | 26 595  | (D)     | (D)     | -      |
| 1982..  | -        | (D)     | (D)     | 11 202  | 95 182  | 2 213   | (D)     | -      |
| Other than family held ----- farms, 1987..                                  | -        | -       | 2       | 3       | 1       | 1       | -       | 1      |
| 1982..  | -        | 1       | 8       | 5       | 4       | 6       | -       | 1      |
| acres, 1987..   | -        | -       | (D)     | 90      | (D)     | (D)     | -       | (D)    |
| 1982..  | -        | (D)     | 6 233   | 18      | 4 844   | (D)     | -       | (D)    |
| Other—cooperative, estate or trust, institutional, etc. ----- farms, 1987.. | -        | -       | 2       | 4       | 1       | 5       | 1       | -      |
| 1982..  | 2        | -       | 2       | 3       | -       | 1       | 1       | -      |
| acres, 1987..   | -        | -       | (D)     | 370     | (D)     | 1 507   | (D)     | -      |
| 1982..  | (D)      | -       | (D)     | 364     | -       | (D)     | (D)     | -      |

Table 10. Tenure and Characteristics of Operator and Type of Organization: 1987 and 1982—Con.

[For meaning of abbreviations and symbols, see introductory text]

| Characteristics   | Sunflower | Tallahatchie | Tate    | Tippah  | Tishomingo | Tunica  | Union   | Walthall |
|---|-----------|--------------|---------|---------|------------|---------|---------|----------|
| <b>OPERATOR CHARACTERISTICS—</b>  |           |              |         |         |            |         |         |          |
| <b>Con.</b>   |           |              |         |         |            |         |         |          |
| Operators by age group:   |           |              |         |         |            |         |         |          |
| Under 25 years ----- 1987..   | 13        | 4            | 5       | 6       | 7          | -       | 8       | 5        |
| ----- 1982..  | 6         | 9            | 17      | 15      | 2          | 7       | 9       | 12       |
| 25 to 34 years ----- 1987..   | 65        | 59           | 65      | 41      | 13         | 15      | 48      | 42       |
| ----- 1982..  | 75        | 70           | 70      | 53      | 27         | 29      | 87      | 80       |
| 35 to 44 years ----- 1987..   | 108       | 82           | 97      | 79      | 49         | 37      | 139     | 105      |
| ----- 1982..  | 77        | 90           | 126     | 104     | 80         | 26      | 156     | 163      |
| 45 to 54 years ----- 1987..   | 87        | 92           | 141     | 134     | 75         | 28      | 108     | 155      |
| ----- 1982..  | 117       | 127          | 139     | 162     | 79         | 42      | 148     | 183      |
| 55 to 64 years ----- 1987..   | 103       | 93           | 129     | 121     | 82         | 55      | 152     | 148      |
| ----- 1982..  | 99        | 98           | 152     | 193     | 105        | 55      | 206     | 175      |
| 55 to 59 years ----- 1987..   | 57        | 48           | 58      | 68      | 42         | 32      | 68      | 75       |
| 60 to 64 years ----- 1987..   | 46        | 45           | 71      | 53      | 40         | 23      | 84      | 73       |
| 65 years and over ----- 1987..  | 66        | 74           | 123     | 151     | 72         | 27      | 124     | 156      |
| ----- 1982..  | 72        | 78           | 143     | 146     | 71         | 12      | 128     | 194      |
| 65 to 69 years ----- 1987..   | 35        | 33           | 65      | 72      | 35         | 17      | 71      | 61       |
| 70 years and over ----- 1987..  | 31        | 41           | 58      | 79      | 37         | 10      | 53      | 95       |
| Average age ----- 1987..  | 48.6      | 50.8         | 52.8    | 54.7    | 54.3       | 51.8    | 52.4    | 54.5     |
| ----- 1982..  | 49.3      | 50.1         | 52.1    | 53.6    | 52.5       | 48.5    | 51.5    | 52.7     |
| Operators by sex:   |           |              |         |         |            |         |         |          |
| Male ----- farms, 1987..  | 422       | 393          | 528     | 502     | 290        | 153     | 558     | 567      |
| ----- 1982..  | 430       | 441          | 613     | 640     | 342        | 165     | 710     | 735      |
| ----- acres, 1987..   | 338 622   | 292 119      | 157 177 | 95 520  | 42 309     | 244 300 | 97 927  | 103 123  |
| ----- 1982..  | 374 658   | 288 203      | 161 707 | 114 648 | 45 408     | 227 225 | 118 023 | 137 086  |
| Female ----- farms, 1987..  | 20        | 11           | 32      | 30      | 8          | 9       | 21      | 44       |
| ----- 1982..  | 16        | 31           | 34      | 33      | 22         | 6       | 24      | 72       |
| ----- acres, 1987..   | 8 865     | 4 151        | 5 748   | 4 420   | 907        | 944     | 2 456   | 7 425    |
| ----- 1982..  | 5 687     | 11 630       | 5 491   | 3 701   | 2 289      | 1 506   | 4 024   | 8 539    |
| <b>TYPE OF ORGANIZATION</b>   |           |              |         |         |            |         |         |          |
| Individual or family (sole proprietorship) ----- farms, 1987..              | 288       | 299          | 511     | 497     | 286        | 86      | 532     | 586      |
| ----- 1982..  | 336       | 366          | 570     | 623     | 340        | 102     | 671     | 760      |
| ----- acres, 1987..   | 143 464   | 126 403      | 111 617 | 86 852  | 40 969     | 67 918  | 86 958  | 102 074  |
| ----- 1982..  | 223 272   | 182 877      | 125 481 | 103 080 | 41 795     | 91 349  | 102 759 | 130 203  |
| Partnership ----- farms, 1987..   | 90        | 67           | 36      | 32      | 12         | 38      | 41      | 20       |
| ----- 1982..  | 64        | 56           | 70      | 45      | 21         | 13      | 54      | 38       |
| ----- acres, 1987..   | (D)       | (D)          | 35 765  | 12 782  | 2 247      | 125 983 | 12 377  | 5 825    |
| ----- 1982..  | 87 203    | 63 336       | 38 505  | 14 281  | 5 736      | 23 989  | 15 232  | 11 968   |
| Corporation:  |           |              |         |         |            |         |         |          |
| Family held ----- farms, 1987..   | 51        | 29           | 10      | 1       | -          | 34      | 1       | 3        |
| ----- 1982..  | 32        | 22           | 3       | 1       | -          | 49      | 5       | 5        |
| ----- acres, 1987..   | 38 324    | 34 110       | 9 030   | (D)     | -          | 46 757  | (D)     | (D)      |
| ----- 1982..  | 55 875    | 43 539       | (D)     | (D)     | -          | 102 690 | 3 133   | 2 587    |
| Other than family held ----- farms, 1987..                                  | 9         | 8            | 3       | -       | -          | 4       | -       | -        |
| ----- 1982..  | 8         | 5            | 1       | 1       | -          | 4       | -       | 3        |
| ----- acres, 1987..   | 4 073     | 14 956       | 6 513   | -       | -          | 4 586   | -       | -        |
| ----- 1982..  | 4 773     | (D)          | (D)     | (D)     | -          | 3 865   | -       | (D)      |
| Other—cooperative, estate or trust, institutional, etc. ----- farms, 1987.. | 4         | 1            | -       | 2       | -          | -       | 5       | 2        |
| ----- 1982..  | 6         | 3            | 3       | 3       | 3          | 3       | 4       | 1        |
| ----- acres, 1987..   | (D)       | (D)          | -       | (D)     | -          | -       | (D)     | (D)      |
| ----- 1982..  | 9 222     | (D)          | 72      | (D)     | 186        | 6 838   | 923     | (D)      |

Table 10. Tenure and Characteristics of Operator and Type of Organization: 1987 and 1982—Con.

[For meaning of abbreviations and symbols, see introductory text]

| Characteristics   | Warren  | Washington | Wayne  | Webster | Wilkinson | Winston | Yalobusha | Yazoo   |
|---|---------|------------|--------|---------|-----------|---------|-----------|---------|
| <b>OPERATOR CHARACTERISTICS—</b>  |         |            |        |         |           |         |           |         |
| Con.  |         |            |        |         |           |         |           |         |
| Operators by age group:   |         |            |        |         |           |         |           |         |
| Under 25 years ----- 1987..   | 1       | 11         | 7      | 4       | -         | 4       | 3         | 12      |
| ----- 1982..  | -       | 9          | 2      | 10      | 6         | 11      | 4         | 10      |
| 25 to 34 years ----- 1987..   | 11      | 54         | 43     | 10      | 18        | 35      | 33        | 74      |
| ----- 1982..  | 27      | 79         | 59     | 40      | 37        | 69      | 44        | 72      |
| 35 to 44 years ----- 1987..   | 45      | 100        | 107    | 53      | 35        | 100     | 48        | 110     |
| ----- 1982..  | 64      | 80         | 93     | 76      | 42        | 118     | 65        | 109     |
| 45 to 54 years ----- 1987..   | 34      | 62         | 90     | 83      | 40        | 119     | 52        | 107     |
| ----- 1982..  | 65      | 92         | 103    | 88      | 53        | 168     | 66        | 112     |
| 55 to 64 years ----- 1987..   | 68      | 98         | 110    | 84      | 61        | 139     | 80        | 138     |
| ----- 1982..  | 69      | 103        | 121    | 91      | 70        | 177     | 104       | 141     |
| 55 to 59 years ----- 1987..   | 43      | 51         | 52     | 40      | 26        | 74      | 46        | 59      |
| 60 to 64 years ----- 1987..   | 25      | 47         | 58     | 44      | 35        | 65      | 34        | 79      |
| 65 years and over ----- 1987..  | 63      | 69         | 113    | 66      | 62        | 151     | 83        | 128     |
| ----- 1982..  | 55      | 81         | 120    | 95      | 59        | 188     | 92        | 161     |
| 65 to 69 years ----- 1987..   | 28      | 31         | 41     | 24      | 15        | 48      | 37        | 37      |
| 70 years and over ----- 1987..  | 35      | 38         | 72     | 42      | 47        | 103     | 46        | 91      |
| Average age ----- 1987..  | 55.5    | 49.8       | 53.0   | 54.8    | 56.4      | 55.2    | 54.3      | 52.4    |
| ----- 1982..  | 52.3    | 50.2       | 52.9   | 52.3    | 52.1      | 53.7    | 53.2      | 53.4    |
| Operators by sex:   |         |            |        |         |           |         |           |         |
| Male ----- farms, 1987..  | 201     | 377        | 440    | 275     | 185       | 518     | 278       | 535     |
| ----- 1982..  | 255     | 427        | 458    | 363     | 234       | 689     | 340       | 556     |
| acres, 1987..   | 99 519  | 342 991    | 78 200 | 75 271  | 95 132    | 94 819  | 87 082    | 358 814 |
| ----- 1982..  | 126 441 | 361 924    | 77 046 | 83 564  | 137 708   | 117 698 | 99 794    | 360 556 |
| Female ----- farms, 1987..  | 21      | 17         | 30     | 25      | 31        | 30      | 21        | 34      |
| ----- 1982..  | 25      | 17         | 40     | 37      | 33        | 40      | 35        | 49      |
| acres, 1987..   | 7 408   | 12 984     | 3 803  | 3 554   | 7 536     | 5 289   | 4 345     | 10 682  |
| ----- 1982..  | 5 664   | 8 408      | 5 396  | 3 907   | 13 726    | 4 482   | 7 009     | 11 813  |
| <b>TYPE OF ORGANIZATION</b>   |         |            |        |         |           |         |           |         |
| Individual or family (sole proprietorship) ----- farms, 1987..              | 186     | 209        | 447    | 284     | 186       | 516     | 279       | 450     |
| ----- 1982..  | 246     | 279        | 468    | 367     | 224       | 684     | 334       | 507     |
| acres, 1987..   | 65 376  | 94 006     | 74 149 | 50 877  | 79 651    | 89 236  | 81 429    | 189 588 |
| ----- 1982..  | 97 216  | 146 812    | 74 808 | 72 788  | 103 523   | 108 338 | 93 809    | 221 187 |
| Partnership ----- farms, 1987..   | 26      | 131        | 20     | 28      | 15        | 27      | 18        | 96      |
| ----- 1982..  | 24      | 84         | 22     | 32      | 26        | 37      | 38        | 75      |
| acres, 1987..   | 31 938  | 202 471    | 5 113  | 20 880  | (D)       | 6 815   | (D)       | 160 613 |
| ----- 1982..  | 19 872  | 99 932     | 6 264  | (D)     | 16 551    | 9 396   | 12 397    | 117 586 |
| Corporation:  |         |            |        |         |           |         |           |         |
| Family held ----- farms, 1987..   | 8       | 39         | 2      | 4       | 14        | 2       | -         | 17      |
| ----- 1982..  | 7       | 66         | 6      | 1       | 12        | 4       | 1         | 17      |
| acres, 1987..   | (D)     | 47 830     | (D)    | (D)     | 18 576    | (D)     | -         | (D)     |
| ----- 1982..  | 6 964   | 110 932    | (D)    | (D)     | (D)       | 3 771   | (D)       | 30 361  |
| Other than family held ----- farms, 1987..                                  | -       | 10         | -      | 1       | -         | -       | -         | 2       |
| ----- 1982..  | 1       | 9          | 1      | -       | 1         | -       | -         | 3       |
| acres, 1987..   | -       | (D)        | -      | (D)     | -         | -       | -         | (D)     |
| ----- 1982..  | (D)     | 6 288      | (D)    | -       | (D)       | -       | -         | 2 985   |
| Other—cooperative, estate or trust, institutional, etc. ----- farms, 1987.. | 2       | 5          | 1      | 3       | 1         | 3       | 2         | 4       |
| ----- 1982..  | 2       | 6          | 1      | -       | 4         | 4       | 2         | 3       |
| acres, 1987..   | (D)     | (D)        | (D)    | 1 040   | (D)       | (D)     | (D)       | 1 165   |
| ----- 1982..  | (D)     | 6 387      | (D)    | -       | 1 078     | 675     | (D)       | 250     |

**Table 11. Cattle and Calves—Inventory and Sales: 1987 and 1982**

[For meaning of abbreviations and symbols, see introductory text]

| Item   | Mississippi | Adams | Alcorn | Amite  | Attala | Benton | Bolivar |
|--|-------------|-------|--------|--------|--------|--------|---------|
| <b>INVENTORY</b>                             |             |       |        |        |        |        |         |
| Cattle and calves                            |             |       |        |        |        |        |         |
| farms, 1987..                                | 22 482      | 103   | 265    | 454    | 324    | 156    | 20      |
| 1982..                                       | 29 407      | 145   | 363    | 613    | 435    | 206    | 41      |
| number, 1987..                               | 1 147 219   | 3 671 | 7 694  | 30 942 | 12 525 | 7 339  | 1 186   |
| 1982..                                       | 1 488 148   | 5 819 | 10 127 | 40 463 | 17 045 | 8 494  | 2 881   |
| Farms by inventory:                          |             |       |        |        |        |        |         |
| 1 to 9                                       |             |       |        |        |        |        |         |
| farms, 1987..                                | 3 616       | 28    | 79     | 67     | 47     | 29     | 5       |
| 1982..                                       | 5 068       | 37    | 108    | 89     | 69     | 39     | 16      |
| number, 1987..                               | 21 407      | 143   | 455    | 399    | 302    | 165    | 15      |
| 1982..                                       | 29 775      | 220   | 600    | 545    | 413    | 217    | (D)     |
| 10 to 19                                     |             |       |        |        |        |        |         |
| farms, 1987..                                | 5 067       | 23    | 62     | 89     | 71     | 35     | 3       |
| 1982..                                       | 6 724       | 35    | 90     | 112    | 101    | 60     | 2       |
| number, 1987..                               | 70 176      | 321   | 647    | 1 243  | 1 007  | 481    | 51      |
| 1982..                                       | 93 401      | 482   | 1 253  | 1 568  | 1 447  | 820    | (D)     |
| 20 to 49                                     |             |       |        |        |        |        |         |
| farms, 1987..                                | 7 869       | 31    | 73     | 147    | 133    | 55     | 6       |
| 1982..                                       | 9 842       | 36    | 116    | 203    | 165    | 59     | 9       |
| number, 1987..                               | 243 397     | 841   | 2 184  | 4 751  | 4 119  | 1 638  | 185     |
| 1982..                                       | 304 084     | 1 025 | 3 496  | 6 485  | 5 052  | 1 725  | 262     |
| 50 to 99                                     |             |       |        |        |        |        |         |
| farms, 1987..                                | 3 507       | 13    | 43     | 80     | 51     | 24     | 3       |
| 1982..                                       | 4 530       | 22    | 30     | 111    | 70     | 28     | 5       |
| number, 1987..                               | 235 114     | 638   | 2 989  | 5 664  | 3 334  | 1 663  | 183     |
| 1982..                                       | 306 031     | 1 473 | 2 075  | 7 757  | 4 613  | 1 943  | 354     |
| 100 to 199                                   |             |       |        |        |        |        |         |
| farms, 1987..                                | 1 603       | 6     | 6      | 43     | 15     | 7      | 2       |
| 1982..                                       | 2 127       | 9     | 16     | 64     | 24     | 13     | 5       |
| number, 1987..                               | 214 508     | (D)   | (D)    | 5 728  | 1 862  | (D)    | (D)     |
| 1982..                                       | 280 190     | 992   | (D)    | 8 519  | (D)    | 1 713  | (D)     |
| 200 to 499                                   |             |       |        |        |        |        |         |
| farms, 1987..                                | 648         | 2     | 2      | 23     | 7      | 4      | -       |
| 1982..                                       | 912         | 6     | 1      | 26     | 4      | 7      | 3       |
| number, 1987..                               | 183 438     | (D)   | (D)    | 6 623  | 1 901  | (D)    | -       |
| 1982..                                       | 257 659     | 1 627 | (D)    | 7 214  | 924    | 2 076  | 756     |
| 500 or more                                  |             |       |        |        |        |        |         |
| farms, 1987..                                | 172         | -     | -      | 5      | -      | 2      | 1       |
| 1982..                                       | 204         | -     | -      | 8      | 2      | -      | 1       |
| number, 1987..                               | 179 179     | -     | -      | 6 536  | -      | (D)    | (D)     |
| 1982..                                       | 217 008     | -     | -      | 8 375  | (D)    | -      | (D)     |
| Cows and heifers that had calved             |             |       |        |        |        |        |         |
| farms, 1987..                                | 20 011      | 86    | 240    | 392    | 287    | 144    | 17      |
| 1982..                                       | 26 970      | 132   | 339    | 577    | 409    | 182    | 36      |
| number, 1987..                               | 651 146     | 2 445 | 4 451  | 16 564 | 7 987  | 4 343  | 710     |
| 1982..                                       | 809 343     | 3 453 | 5 524  | 21 574 | 9 237  | 4 568  | 1 778   |
| Beef cows                                    |             |       |        |        |        |        |         |
| farms, 1987..                                | 19 008      | 86    | 216    | 340    | 276    | 142    | 16      |
| 1982..                                       | 25 227      | 128   | 301    | 504    | 383    | 179    | 34      |
| number, 1987..                               | 579 312     | (D)   | 3 775  | 11 599 | 7 548  | (D)    | (D)     |
| 1982..                                       | 713 119     | 3 443 | 4 887  | 15 448 | 8 510  | 4 551  | 1 772   |
| 1987 farms by inventory:                     |             |       |        |        |        |        |         |
| 1 to 9                                       |             |       |        |        |        |        |         |
| farms..                                      | 5 086       | 27    | 98     | 68     | 60     | 38     | 4       |
| number..                                     | 27 554      | 138   | 487    | 390    | 362    | (D)    | 18      |
| 10 to 19                                     |             |       |        |        |        |        |         |
| farms..                                      | 5 120       | 28    | 48     | 92     | 89     | 43     | 5       |
| number..                                     | 70 026      | 370   | 617    | 1 306  | 1 234  | 584    | 77      |
| 20 to 49                                     |             |       |        |        |        |        |         |
| farms..                                      | 6 072       | 18    | 56     | 127    | 95     | 39     | 3       |
| number..                                     | 180 489     | 517   | 1 606  | 3 871  | 2 895  | 1 127  | 77      |
| 50 to 99                                     |             |       |        |        |        |        |         |
| farms..                                      | 1 817       | 7     | 12     | 38     | 23     | 14     | 3       |
| number..                                     | 119 271     | 421   | (D)    | 2 473  | 1 629  | 858    | 187     |
| 100 to 199                                   |             |       |        |        |        |        |         |
| farms..                                      | 601         | 5     | 1      | 7      | 7      | 4      | -       |
| number..                                     | 76 422      | 694   | (D)    | 849    | (D)    | 541    | -       |
| 200 to 499                                   |             |       |        |        |        |        |         |
| farms..                                      | 271         | 1     | 1      | 7      | 2      | 4      | 1       |
| number..                                     | 77 077      | (D)   | (D)    | (D)    | (D)    | 1 032  | (D)     |
| 500 or more                                  |             |       |        |        |        |        |         |
| farms..                                      | 31          | -     | -      | 1      | -      | -      | -       |
| number..                                     | 28 493      | -     | -      | (D)    | -      | -      | -       |
| Milk cows                                    |             |       |        |        |        |        |         |
| farms, 1987..                                | 1 643       | 2     | 35     | 56     | 14     | 3      | 1       |
| 1982..                                       | 3 082       | 9     | 64     | 105    | 48     | 11     | 3       |
| number, 1987..                               | 71 834      | (D)   | 676    | 4 965  | 439    | (D)    | (D)     |
| 1982..                                       | 96 224      | 10    | 827    | 6 126  | 727    | 17     | 6       |
| 1987 farms by inventory:                     |             |       |        |        |        |        |         |
| 1 to 9                                       |             |       |        |        |        |        |         |
| farms..                                      | 786         | 2     | 18     | 11     | 7      | 3      | 1       |
| number..                                     | 1 901       | (D)   | 41     | 57     | 16     | (D)    | (D)     |
| 10 to 19                                     |             |       |        |        |        |        |         |
| farms..                                      | 85          | -     | 6      | -      | 1      | -      | -       |
| number..                                     | 1 130       | -     | 92     | -      | (D)    | -      | -       |
| 20 to 49                                     |             |       |        |        |        |        |         |
| farms..                                      | 199         | -     | 7      | 1      | 3      | -      | -       |
| number..                                     | 6 430       | -     | 236    | (D)    | 93     | -      | -       |
| 50 to 99                                     |             |       |        |        |        |        |         |
| farms..                                      | 320         | -     | 3      | 19     | 2      | -      | -       |
| number..                                     | 22 254      | -     | (D)    | (D)    | (D)    | -      | -       |
| 100 to 199                                   |             |       |        |        |        |        |         |
| farms..                                      | 216         | -     | 1      | 21     | 1      | -      | -       |
| number..                                     | 28 601      | -     | (D)    | 2 803  | (D)    | -      | -       |
| 200 to 499                                   |             |       |        |        |        |        |         |
| farms..                                      | 33          | -     | -      | 4      | -      | -      | -       |
| number..                                     | 8 453       | -     | -      | 840    | -      | -      | -       |
| 500 or more                                  |             |       |        |        |        |        |         |
| farms..                                      | 4           | -     | -      | -      | -      | -      | -       |
| number..                                     | 3 085       | -     | -      | -      | -      | -      | -       |
| Heifers and heifer calves                    |             |       |        |        |        |        |         |
| farms, 1987..                                | 17 339      | 75    | 201    | 342    | 237    | 119    | 14      |
| 1982..                                       | 23 754      | 117   | 283    | 522    | 359    | 146    | 30      |
| number, 1987..                               | 262 880     | 686   | 1 692  | 7 079  | 2 544  | 1 461  | 262     |
| 1982..                                       | 362 434     | 1 404 | 2 618  | 9 756  | 4 125  | 2 515  | 554     |
| Steers, steer calves, bulls, and bull calves |             |       |        |        |        |        |         |
| farms, 1987..                                | 18 816      | 86    | 214    | 358    | 261    | 126    | 18      |
| 1982..                                       | 25 566      | 117   | 302    | 528    | 383    | 175    | 35      |
| number, 1987..                               | 233 193     | 536   | 1 551  | 7 279  | 1 984  | 1 535  | 214     |
| 1982..                                       | 316 371     | 962   | 1 884  | 9 133  | 3 683  | 1 411  | 549     |

**Table 11. Cattle and Calves—Inventory and Sales: 1987 and 1982—Con.**

[For meaning of abbreviations and symbols, see introductory text]

| Item   | Calhoun | Carroll | Chickasaw | Choctaw | Claiborne | Clarke | Clay   |
|--|---------|---------|-----------|---------|-----------|--------|--------|
| <b>INVENTORY</b>                             |         |         |           |         |           |        |        |
| Cattle and calves                            |         |         |           |         |           |        |        |
| farms, 1987                                  | 235     | 319     | 307       | 165     | 183       | 281    | 275    |
| farms, 1982                                  | 295     | 348     | 346       | 260     | 192       | 366    | 337    |
| number, 1987                                 | 11 910  | 32 325  | 22 932    | 7 535   | 14 917    | 11 495 | 21 662 |
| number, 1982                                 | 13 575  | 35 580  | 28 041    | 10 435  | 17 447    | 14 128 | 23 142 |
| Farms by inventory:                          |         |         |           |         |           |        |        |
| 1 to 9                                       |         |         |           |         |           |        |        |
| farms, 1987                                  | 21      | 41      | 48        | 32      | 28        | 41     | 49     |
| farms, 1982                                  | 57      | 39      | 52        | 53      | 20        | 61     | 55     |
| number, 1987                                 | 106     | 232     | 296       | 216     | 200       | 267    | 284    |
| number, 1982                                 | 325     | 240     | 313       | 293     | 117       | 325    | 285    |
| 10 to 19                                     |         |         |           |         |           |        |        |
| farms, 1987                                  | 54      | 59      | 74        | 37      | 44        | 68     | 49     |
| farms, 1982                                  | 55      | 69      | 72        | 63      | 52        | 101    | 72     |
| number, 1987                                 | 734     | 822     | 1 016     | 523     | 620       | 940    | 645    |
| number, 1982                                 | 752     | 984     | 1 047     | 854     | 721       | 1 424  | 1 006  |
| 20 to 49                                     |         |         |           |         |           |        |        |
| farms, 1987                                  | 96      | 127     | 92        | 66      | 60        | 106    | 93     |
| farms, 1982                                  | 98      | 132     | 100       | 91      | 60        | 129    | 96     |
| number, 1987                                 | 3 072   | 4 046   | 2 857     | 1 977   | 1 829     | 3 242  | 2 908  |
| number, 1982                                 | 2 975   | 4 216   | 3 019     | 2 651   | 1 797     | 4 091  | 2 952  |
| 50 to 99                                     |         |         |           |         |           |        |        |
| farms, 1987                                  | 37      | 48      | 44        | 21      | 20        | 42     | 39     |
| farms, 1982                                  | 53      | 57      | 57        | 34      | 28        | 52     | 54     |
| number, 1987                                 | 2 451   | 3 052   | 2 972     | 1 366   | 1 308     | 3 052  | 2 709  |
| number, 1982                                 | 3 554   | 3 722   | 3 913     | 2 341   | 1 785     | 3 370  | 3 836  |
| 100 to 199                                   |         |         |           |         |           |        |        |
| farms, 1987                                  | 18      | 29      | 28        | 6       | 15        | 19     | 28     |
| farms, 1982                                  | 23      | 33      | 40        | 13      | 17        | 14     | 44     |
| number, 1987                                 | 2 348   | 3 782   | (D)       | 753     | 2 227     | 2 507  | 3 835  |
| number, 1982                                 | (D)     | 4 266   | 5 124     | (D)     | 2 237     | 1 924  | 5 576  |
| 200 to 499                                   |         |         |           |         |           |        |        |
| farms, 1987                                  | 8       | 10      | 14        | 1       | 12        | 5      | 10     |
| farms, 1982                                  | 8       | 13      | 17        | 4       | 11        | 9      | 13     |
| number, 1987                                 | (D)     | 2 670   | (D)       | (D)     | 3 274     | 1 487  | 3 140  |
| number, 1982                                 | 2 201   | 4 195   | 5 230     | 1 135   | 3 347     | 2 994  | 3 947  |
| 500 or more                                  |         |         |           |         |           |        |        |
| farms, 1987                                  | 1       | 5       | 7         | 2       | 4         | -      | 7      |
| farms, 1982                                  | 1       | 5       | 8         | 2       | 4         | -      | 3      |
| number, 1987                                 | (D)     | 17 721  | 7 625     | (D)     | 5 459     | -      | 8 141  |
| number, 1982                                 | (D)     | 17 957  | 9 395     | (D)     | 7 443     | -      | 5 540  |
| Cows and heifers that had calved             |         |         |           |         |           |        |        |
| farms, 1987                                  | 217     | 292     | 259       | 142     | 160       | 257    | 218    |
| farms, 1982                                  | 268     | 329     | 316       | 242     | 177       | 337    | 308    |
| number, 1987                                 | 6 980   | 12 381  | 10 734    | 4 525   | 9 374     | 7 337  | 8 325  |
| number, 1982                                 | 7 233   | 19 705  | 12 169    | 5 654   | 8 864     | 8 322  | 10 894 |
| Beef cows                                    |         |         |           |         |           |        |        |
| farms, 1987                                  | 217     | 286     | 245       | 136     | 160       | 250    | 205    |
| farms, 1982                                  | 262     | 318     | 295       | 232     | 176       | 326    | 279    |
| number, 1987                                 | (D)     | 12 002  | 10 029    | (D)     | (D)       | 7 159  | 7 559  |
| number, 1982                                 | 6 932   | 19 408  | 10 856    | (D)     | 8 809     | 8 000  | 8 830  |
| 1987 farms by inventory:                     |         |         |           |         |           |        |        |
| 1 to 9                                       |         |         |           |         |           |        |        |
| farms  | 47      | 67      | 66        | 44      | 42        | 61     | 57     |
| number                                       | 294     | 386     | 344       | 252     | 229       | 323    | 271    |
| 10 to 19                                     |         |         |           |         |           |        |        |
| farms  | 57      | 69      | 58        | 41      | 35        | 70     | 57     |
| number                                       | 774     | 1 001   | 794       | 564     | 502       | 921    | 767    |
| 20 to 49                                     |         |         |           |         |           |        |        |
| farms  | 81      | 97      | 71        | 39      | 48        | 82     | 53     |
| number                                       | 2 368   | 2 860   | 2 139     | 1 135   | 1 408     | 2 477  | 1 559  |
| 50 to 99                                     |         |         |           |         |           |        |        |
| farms  | 20      | 36      | 21        | 10      | 13        | 28     | 23     |
| number                                       | 1 245   | 2 323   | 1 302     | 662     | 883       | 1 939  | 1 577  |
| 100 to 199                                   |         |         |           |         |           |        |        |
| farms  | 9       | 12      | 19        | 1       | 13        | 7      | 10     |
| number                                       | 965     | 1 505   | (D)       | (D)     | 1 821     | (D)    | 1 172  |
| 200 to 499                                   |         |         |           |         |           |        |        |
| farms  | 2       | 4       | 10        | 1       | 7         | 2      | 4      |
| number                                       | (D)     | (D)     | (D)       | (D)     | 1 747     | (D)    | (D)    |
| 500 or more                                  |         |         |           |         |           |        |        |
| farms  | 1       | 1       | -         | -       | 2         | -      | 1      |
| number                                       | (D)     | (D)     | -         | -       | (D)       | -      | (D)    |
| Milk cows                                    |         |         |           |         |           |        |        |
| farms, 1987                                  | 7       | 18      | 22        | 14      | 3         | 11     | 16     |
| farms, 1982                                  | 19      | 21      | 40        | 29      | 7         | 23     | 47     |
| number, 1987                                 | (D)     | 379     | 705       | (D)     | (D)       | 178    | 766    |
| number, 1982                                 | 301     | 297     | 1 313     | (D)     | 55        | 322    | 2 064  |
| 1987 farms by inventory:                     |         |         |           |         |           |        |        |
| 1 to 9                                       |         |         |           |         |           |        |        |
| farms  | 5       | 15      | 6         | 8       | 2         | 5      | 4      |
| number                                       | 9       | 51      | 23        | 16      | (D)       | 17     | 10     |
| 10 to 19                                     |         |         |           |         |           |        |        |
| farms  | -       | 1       | 3         | 2       | -         | 4      | 1      |
| number                                       | -       | (D)     | 40        | (D)     | -         | (D)    | (D)    |
| 20 to 49                                     |         |         |           |         |           |        |        |
| farms  | 1       | 1       | 5         | 3       | 1         | 1      | 5      |
| number                                       | (D)     | (D)     | 162       | 62      | (D)       | (D)    | 191    |
| 50 to 99                                     |         |         |           |         |           |        |        |
| farms  | 1       | -       | 8         | -       | -         | 1      | 4      |
| number                                       | (D)     | -       | 480       | -       | -         | (D)    | 279    |
| 100 to 199                                   |         |         |           |         |           |        |        |
| farms  | -       | -       | -         | -       | -         | -      | 2      |
| number                                       | -       | -       | -         | -       | -         | -      | (D)    |
| 200 to 499                                   |         |         |           |         |           |        |        |
| farms  | -       | 1       | -         | -       | -         | -      | -      |
| number                                       | -       | (D)     | -         | -       | -         | -      | -      |
| 500 or more                                  |         |         |           |         |           |        |        |
| farms  | -       | -       | -         | 1       | -         | -      | -      |
| number                                       | -       | -       | -         | (D)     | -         | -      | -      |
| Heifers and heifer calves                    |         |         |           |         |           |        |        |
| farms, 1987                                  | 198     | 269     | 233       | 134     | 143       | 235    | 190    |
| farms, 1982                                  | 225     | 298     | 270       | 206     | 155       | 285    | 262    |
| number, 1987                                 | 2 901   | 11 230  | 3 567     | 1 589   | 2 737     | 2 094  | 3 433  |
| number, 1982                                 | 3 312   | 8 645   | 5 365     | 2 154   | 2 992     | 3 089  | 7 322  |
| Steers, steer calves, bulls, and bull calves |         |         |           |         |           |        |        |
| farms, 1987                                  | 209     | 278     | 244       | 137     | 160       | 242    | 217    |
| farms, 1982                                  | 246     | 316     | 307       | 230     | 176       | 325    | 284    |
| number, 1987                                 | 2 029   | 8 714   | 8 631     | 1 421   | 2 806     | 2 064  | 9 904  |
| number, 1982                                 | 3 030   | 7 230   | 10 507    | 2 627   | 5 591     | 2 717  | 4 926  |

Table 11. Cattle and Calves—Inventory and Sales: 1987 and 1982—Con.

[For meaning of abbreviations and symbols, see introductory text]

| Item   | Coahoma      | Copiah | Covington | De Soto | Forrest | Franklin | George |        |
|--|--------------|--------|-----------|---------|---------|----------|--------|--------|
| <b>INVENTORY</b>                             |              |        |           |         |         |          |        |        |
| Cattle and calves                            | farms, 1987  | 9      | 454       | 358     | 352     | 196      | 153    | 206    |
|  | 1982         | 30     | 577       | 491     | 481     | 271      | 201    | 240    |
|  | number, 1987 | 641    | 25 426    | 16 971  | 16 787  | 7 295    | 6 261  | 7 751  |
|  | 1982         | 3 196  | 34 264    | 22 586  | 24 281  | 13 369   | 9 244  | 10 863 |
| Farms by inventory:                          |              |        |           |         |         |          |        |        |
|  |              |        |           |         |         |          |        |        |
| 1 to 9                                       | farms, 1987  | 2      | 46        | 60      | 68      | 29       | 22     | 45     |
|  | 1982         | 6      | 72        | 82      | 100     | 46       | 37     | 51     |
| 10 to 19                                     | number, 1987 | (D)    | 273       | 359     | 392     | 171      | 135    | 271    |
|  | 1982         | 17     | 397       | 473     | 589     | 307      | 230    | 274    |
| 20 to 49                                     | farms, 1987  | 3      | 76        | 72      | 85      | 61       | 41     | 44     |
|  | 1982         | 3      | 118       | 108     | 121     | 79       | 62     | 61     |
| 50 to 99                                     | number, 1987 | (D)    | 1 005     | 977     | 1 172   | 841      | 578    | 583    |
|  | 1982         | 36     | 1 639     | 1 526   | 1 700   | 1 095    | 891    | 822    |
| 100 to 199                                   | farms, 1987  | -      | 194       | 132     | 104     | 67       | 56     | 82     |
|  | 1982         | 10     | 213       | 174     | 118     | 92       | 60     | 87     |
| 200 to 499                                   | number, 1987 | -      | 6 159     | 4 065   | 3 239   | 1 891    | 1 649  | 2 491  |
|  | 1982         | 332    | 6 401     | 5 365   | 3 556   | 2 712    | 1 915  | 2 558  |
| 500 or more                                  | farms, 1987  | 1      | 76        | 57      | 49      | 30       | 22     | 24     |
|  | 1982         | 4      | 88        | 83      | 82      | 37       | 30     | 26     |
| 100 to 199                                   | number, 1987 | (D)    | 5 118     | 3 548   | 3 249   | 2 147    | 1 449  | 1 587  |
|  | 1982         | 295    | 5 989     | 5 570   | 5 577   | 2 451    | 1 982  | 1 796  |
| 200 to 499                                   | farms, 1987  | 2      | 45        | 24      | 30      | 5        | 7      | 6      |
|  | 1982         | 3      | 51        | 30      | 39      | 10       | 7      | 9      |
| 500 or more                                  | number, 1987 | (D)    | 6 294     | 3 054   | 4 122   | 635      | 914    | 752    |
|  | 1982         | 369    | 6 655     | 3 639   | 5 050   | (D)      | (D)    | (D)    |
| 200 to 499                                   | farms, 1987  | 1      | 15        | 9       | 15      | 3        | 4      | 3      |
|  | 1982         | 2      | 29        | 16      | 16      | 5        | 3      | 4      |
| 500 or more                                  | number, 1987 | (D)    | 8 216     | 2 800   | 4 319   | 1 088    | 710    | 1 100  |
|  | 1982         | (D)    |           |         |         |          |        |        |
| Cows and heifers that had calved             | farms, 1987  | 9      | 402       | 313     | 317     | 174      | 135    | 185    |
|  | 1982         | 26     | 514       | 442     | 438     | 248      | 184    | 213    |
| Beef cows                                    | number, 1987 | (D)    | 15 181    | 8 423   | 10 098  | 4 190    | 3 382  | 4 477  |
|  | 1982         | 1 661  | 18 812    | 10 953  | 13 779  | 6 365    | 3 981  | 4 760  |
| Beef cows                                    | farms, 1987  | 9      | 389       | 306     | 299     | 168      | 131    | 175    |
|  | 1982         | 23     | 494       | 426     | 403     | 240      | 173    | 201    |
| 1987 farms by inventory:                     | number, 1987 | 443    | 14 158    | 8 288   | 8 881   | 3 701    | 3 209  | 4 015  |
|  | 1982         | 1 657  | 17 295    | 10 488  | 11 661  | 6 131    | 3 730  | 3 711  |
| 1 to 9                                       | farms        | 3      | 64        | 87      | 91      | 60       | 30     | 60     |
|  | number       | 18     | 374       | 463     | 505     | 345      | 163    | 291    |
| 10 to 19                                     | farms        | 2      | 90        | 75      | 76      | 43       | 44     | 54     |
|  | number       | (D)    | 1 260     | 1 002   | 1 047   | 567      | 563    | 745    |
| 20 to 49                                     | farms        | 1      | 158       | 112     | 87      | 54       | 40     | 52     |
|  | number       | (D)    | 4 745     | 3 424   | 2 500   | 1 601    | 1 131  | 1 438  |
| 50 to 99                                     | farms        | 1      | 51        | 23      | 28      | 7        | 13     | 5      |
|  | number       | (D)    | 3 323     | 1 539   | 1 966   | 463      | 801    | 316    |
| 100 to 199                                   | farms        | 1      | 21        | 6       | 12      | 3        | 3      | 2      |
|  | number       | (D)    | 2 864     | 805     | 1 662   | (D)      | (D)    | (D)    |
| 200 to 499                                   | farms        | 1      | 5         | 3       | 5       | 1        | 1      | 1      |
|  | number       | (D)    | 1 592     | 1 055   | 1 201   | (D)      | (D)    | (D)    |
| 500 or more                                  | farms        | -      | -         | -       | -       | -        | -      | 1      |
|  | number       | -      | -         | -       | -       | -        | -      | (D)    |
| Milk cows                                    | farms, 1987  | -      | 24        | 14      | 22      | 14       | 10     | 18     |
|  | 1982         | 4      | 39        | 40      | 60      | 19       | 24     | 33     |
| 1987 farms by inventory:                     | number, 1987 | -      | 1 023     | 135     | 1 217   | 489      | 173    | 462    |
|  | 1982         | 4      | 1 517     | 465     | 2 118   | 234      | 251    | 1 049  |
| 1 to 9                                       | farms        | -      | 13        | 13      | 8       | 8        | 7      | 11     |
|  | number       | (D)    | 32        | (D)     | 23      | 19       | 21     | 24     |
| 10 to 19                                     | farms        | -      | -         | -       | 1       | -        | 1      | -      |
|  | number       | -      | -         | -       | (D)     | -        | (D)    | -      |
| 20 to 49                                     | farms        | -      | 3         | -       | 2       | -        | 1      | 2      |
|  | number       | -      | 117       | -       | (D)     | -        | (D)    | (D)    |
| 50 to 99                                     | farms        | -      | 3         | -       | 6       | 5        | -      | 3      |
|  | number       | -      | 219       | -       | 458     | (D)      | -      | 170    |
| 100 to 199                                   | farms        | -      | 5         | 1       | 5       | 1        | 1      | 2      |
|  | number       | -      | 655       | (D)     | 651     | (D)      | (D)    | (D)    |
| 200 to 499                                   | farms        | -      | -         | -       | -       | -        | -      | -      |
|  | number       | -      | -         | -       | -       | -        | -      | -      |
| 500 or more                                  | farms        | -      | -         | -       | -       | -        | -      | -      |
|  | number       | -      | -         | -       | -       | -        | -      | -      |
| Heifers and heifer calves                    | farms, 1987  | 7      | 370       | 288     | 271     | 150      | 125    | 157    |
|  | 1982         | 22     | 497       | 403     | 369     | 206      | 177    | 197    |
|  | number, 1987 | 97     | 5 669     | 4 456   | 3 727   | 1 953    | 1 282  | 1 758  |
|  | 1982         | 644    | 8 866     | 5 995   | 6 089   | 4 004    | 1 816  | 3 172  |
| Steers, steer calves, bulls, and bull calves | farms, 1987  | 7      | 389       | 327     | 294     | 164      | 134    | 174    |
|  | 1982         | 26     | 520       | 431     | 394     | 239      | 181    | 191    |
|  | number, 1987 | 101    | 4 576     | 4 092   | 2 962   | 1 152    | 1 597  | 1 516  |
|  | 1982         | 891    | 6 586     | 5 638   | 4 413   | 3 000    | 3 447  | 2 931  |



**Table 11. Cattle and Calves—Inventory and Sales: 1987 and 1982—Con.**

[For meaning of abbreviations and symbols, see introductory text]

| Item   | Greene | Grenada | Hancock | Harrison | Hinds  | Holmes | Humphreys |
|--|--------|---------|---------|----------|--------|--------|-----------|
| <b>INVENTORY</b>                             |        |         |         |          |        |        |           |
| Cattle and calves                            |        |         |         |          |        |        |           |
| farms, 1987..                                | 235    | 148     | 153     | 142      | 584    | 260    | 19        |
| farms, 1982..                                | 295    | 187     | 188     | 223      | 743    | 294    | 29        |
| number, 1987..                               | 7 598  | 10 503  | 5 756   | 3 202    | 45 661 | 15 446 | (D)       |
| number, 1982..                               | 10 195 | 11 373  | 6 255   | 8 552    | 56 936 | 16 939 | 1 651     |
| Farms by inventory:                          |        |         |         |          |        |        |           |
| 1 to 9                                       |        |         |         |          |        |        |           |
| farms, 1987..                                | 33     | 16      | 31      | 39       | 78     | 47     | 5         |
| farms, 1982..                                | 43     | 28      | 31      | 66       | 133    | 45     | 12        |
| number, 1987..                               | 213    | 102     | 176     | 252      | 466    | 263    | 26        |
| number, 1982..                               | 269    | 161     | 159     | 361      | 790    | 256    | 58        |
| 10 to 19                                     |        |         |         |          |        |        |           |
| farms, 1987..                                | 79     | 31      | 38      | 41       | 127    | 55     | 7         |
| farms, 1982..                                | 101    | 36      | 40      | 67       | 153    | 71     | 5         |
| number, 1987..                               | 1 102  | 453     | 526     | 545      | 1 708  | 759    | 87        |
| number, 1982..                               | 1 415  | 530     | 546     | 942      | 2 166  | 969    | 74        |
| 20 to 49                                     |        |         |         |          |        |        |           |
| farms, 1987..                                | 84     | 55      | 47      | 45       | 204    | 75     | 5         |
| farms, 1982..                                | 96     | 64      | 60      | 68       | 254    | 84     | 4         |
| number, 1987..                               | 2 516  | 1 889   | 1 411   | 1 246    | 6 521  | 2 502  | (D)       |
| number, 1982..                               | 2 911  | 2 180   | 1 793   | 1 990    | 8 046  | 2 675  | 124       |
| 50 to 99                                     |        |         |         |          |        |        |           |
| farms, 1987..                                | 23     | 24      | 23      | 15       | 85     | 46     | 1         |
| farms, 1982..                                | 35     | 31      | 25      | 17       | 104    | 48     | 5         |
| number, 1987..                               | 1 564  | 1 603   | 1 547   | (D)      | 6 075  | 3 073  | (D)       |
| number, 1982..                               | 2 170  | 2 011   | 1 767   | 1 124    | 7 098  | 3 160  | 295       |
| 100 to 199                                   |        |         |         |          |        |        |           |
| farms, 1987..                                | 15     | 12      | 12      | 2        | 50     | 25     | -         |
| farms, 1982..                                | 16     | 17      | 11      | 3        | 51     | 34     | -         |
| number, 1987..                               | (D)    | 1 473   | (D)     | (D)      | 7 293  | 3 297  | -         |
| number, 1982..                               | (D)    | (D)     | (D)     | (D)      | 6 853  | 4 618  | -         |
| 200 to 499                                   |        |         |         |          |        |        |           |
| farms, 1987..                                | 1      | 8       | 2       | -        | 17     | 7      | 1         |
| farms, 1982..                                | 3      | 10      | -       | 1        | 35     | 8      | 3         |
| number, 1987..                               | (D)    | (D)     | (D)     | -        | 5 266  | 2 004  | (D)       |
| number, 1982..                               | 779    | 3 011   | -       | (D)      | 9 942  | 2 261  | 1 100     |
| 500 or more                                  |        |         |         |          |        |        |           |
| farms, 1987..                                | -      | 2       | -       | -        | 13     | 5      | -         |
| farms, 1982..                                | 1      | 1       | 1       | 1        | 13     | 4      | -         |
| number, 1987..                               | -      | (D)     | -       | -        | 18 332 | 3 548  | -         |
| number, 1982..                               | (D)    | (D)     | (D)     | (D)      | 22 041 | 3 000  | -         |
| Cows and heifers that had calved             |        |         |         |          |        |        |           |
| farms, 1987..                                | 207    | 139     | 132     | 124      | 511    | 229    | 18        |
| farms, 1982..                                | 255    | 175     | 155     | 199      | 677    | 271    | 24        |
| number, 1987..                               | 4 757  | 6 037   | 3 437   | 1 752    | 24 290 | 9 442  | (D)       |
| number, 1982..                               | 5 695  | 6 519   | 3 892   | 4 469    | 26 301 | 10 093 | 1 010     |
| Beef cows                                    |        |         |         |          |        |        |           |
| farms, 1987..                                | 205    | 138     | 122     | 119      | 499    | 218    | 16        |
| farms, 1982..                                | 248    | 169     | 139     | 194      | 663    | 257    | 24        |
| number, 1987..                               | 4 744  | 6 030   | 2 806   | 1 618    | 23 661 | 9 317  | 357       |
| number, 1982..                               | 5 629  | 6 476   | 2 963   | 4 322    | 25 821 | 9 916  | 1 002     |
| 1987 farms by inventory:                     |        |         |         |          |        |        |           |
| 1 to 9                                       |        |         |         |          |        |        |           |
| farms..                                      | 59     | 25      | 42      | 59       | 102    | 53     | 5         |
| number..                                     | 324    | 134     | 217     | 290      | 551    | 265    | 28        |
| 10 to 19                                     |        |         |         |          |        |        |           |
| farms..                                      | 65     | 30      | 38      | 34       | 115    | 36     | 7         |
| number..                                     | 880    | 398     | 530     | 489      | 1 552  | 473    | 83        |
| 20 to 49                                     |        |         |         |          |        |        |           |
| farms..                                      | 58     | 52      | 27      | 23       | 169    | 84     | 3         |
| number..                                     | 1 665  | 1 505   | 778     | 664      | 4 839  | 2 596  | (D)       |
| 50 to 99                                     |        |         |         |          |        |        |           |
| farms..                                      | 16     | 21      | 8       | 3        | 68     | 28     | -         |
| number..                                     | 1 053  | 1 543   | 491     | 175      | 4 419  | 1 840  | -         |
| 100 to 199                                   |        |         |         |          |        |        |           |
| farms..                                      | 7      | 5       | 7       | -        | 22     | 10     | 1         |
| number..                                     | 822    | 609     | 790     | -        | 2 641  | 1 290  | (D)       |
| 200 to 499                                   |        |         |         |          |        |        |           |
| farms..                                      | -      | 4       | -       | -        | 21     | 5      | -         |
| number..                                     | -      | (D)     | -       | -        | (D)    | (D)    | -         |
| 500 or more                                  |        |         |         |          |        |        |           |
| farms..                                      | -      | 1       | -       | -        | 2      | 2      | -         |
| number..                                     | -      | (D)     | -       | -        | (D)    | (D)    | -         |
| Milk cows                                    |        |         |         |          |        |        |           |
| farms, 1987..                                | 9      | 3       | 19      | 8        | 22     | 23     | 2         |
| farms, 1982..                                | 29     | 10      | 23      | 21       | 32     | 32     | 4         |
| number, 1987..                               | 13     | 7       | 631     | 134      | 629    | 125    | (D)       |
| number, 1982..                               | 66     | 43      | 929     | 147      | 480    | 177    | 8         |
| 1987 farms by inventory:                     |        |         |         |          |        |        |           |
| 1 to 9                                       |        |         |         |          |        |        |           |
| farms..                                      | 9      | 3       | 9       | 6        | 17     | 20     | 2         |
| number..                                     | 13     | 7       | 20      | (D)      | 49     | 55     | (D)       |
| 10 to 19                                     |        |         |         |          |        |        |           |
| farms..                                      | -      | -       | -       | -        | 3      | 1      | -         |
| number..                                     | -      | -       | -       | -        | (D)    | (D)    | -         |
| 20 to 49                                     |        |         |         |          |        |        |           |
| farms..                                      | -      | -       | 5       | -        | 1      | 2      | -         |
| number..                                     | -      | -       | 206     | -        | (D)    | (D)    | -         |
| 50 to 99                                     |        |         |         |          |        |        |           |
| farms..                                      | -      | -       | 3       | 2        | -      | -      | -         |
| number..                                     | -      | -       | (D)     | (D)      | -      | -      | -         |
| 100 to 199                                   |        |         |         |          |        |        |           |
| farms..                                      | -      | -       | 2       | -        | -      | -      | -         |
| number..                                     | -      | -       | (D)     | -        | -      | -      | -         |
| 200 to 499                                   |        |         |         |          |        |        |           |
| farms..                                      | -      | -       | -       | -        | -      | -      | -         |
| number..                                     | -      | -       | -       | -        | -      | -      | -         |
| 500 or more                                  |        |         |         |          |        |        |           |
| farms..                                      | -      | -       | -       | -        | 1      | -      | -         |
| number..                                     | -      | -       | -       | -        | (D)    | -      | -         |
| Heifers and heifer calves                    |        |         |         |          |        |        |           |
| farms, 1987..                                | 184    | 116     | 110     | 115      | 442    | 201    | 15        |
| farms, 1982..                                | 241    | 149     | 136     | 183      | 612    | 237    | 23        |
| number, 1987..                               | 1 417  | 2 319   | 1 337   | 856      | 11 749 | 3 199  | (D)       |
| number, 1982..                               | 2 342  | 2 342   | 1 453   | 2 257    | 13 790 | 3 578  | 298       |
| Steers, steer calves, bulls, and bull calves |        |         |         |          |        |        |           |
| farms, 1987..                                | 205    | 129     | 122     | 120      | 506    | 217    | 14        |
| farms, 1982..                                | 271    | 159     | 146     | 192      | 666    | 255    | 22        |
| number, 1987..                               | 1 424  | 2 147   | 882     | 594      | 9 622  | 2 805  | (D)       |
| number, 1982..                               | 2 158  | 2 512   | 910     | 1 826    | 16 845 | 3 268  | 343       |

**Table 11. Cattle and Calves—Inventory and Sales: 1987 and 1982—Con.**

[For meaning of abbreviations and symbols, see introductory text]

| Item   | Issaquena | Itawamba | Jackson | Jasper | Jefferson | Jefferson Davis | Jones  |
|--|-----------|----------|---------|--------|-----------|-----------------|--------|
| <b>INVENTORY</b>                             |           |          |         |        |           |                 |        |
| Cattle and calves                            |           |          |         |        |           |                 |        |
| farms, 1987..                                | 16        | 272      | 124     | 333    | 190       | 326             | 563    |
| farms, 1982..                                | 18        | 408      | 173     | 516    | 228       | 425             | 778    |
| number, 1987..                               | 1 534     | 9 386    | 4 945   | 14 309 | 7 531     | 16 110          | 27 342 |
| number, 1982..                               | 1 929     | 12 993   | 5 407   | 22 817 | 11 252    | 20 149          | 34 121 |
| Farms by inventory:                          |           |          |         |        |           |                 |        |
| 1 to 9                                       |           |          |         |        |           |                 |        |
| farms, 1987..                                | —         | 55       | 30      | 49     | 37        | 48              | 89     |
| farms, 1982..                                | 3         | 109      | 47      | 87     | 40        | 63              | 129    |
| number, 1987..                               | —         | 320      | 140     | 297    | 203       | 321             | 521    |
| number, 1982..                               | 5         | 621      | 238     | 510    | 267       | 357             | 747    |
| 10 to 19                                     |           |          |         |        |           |                 |        |
| farms, 1987..                                | —         | 57       | 30      | 65     | 38        | 65              | 137    |
| farms, 1982..                                | —         | 92       | 41      | 108    | 51        | 101             | 181    |
| number, 1987..                               | —         | 823      | 422     | 913    | 495       | 896             | 1 898  |
| number, 1982..                               | —         | 1 276    | 575     | 1 486  | 733       | 1 447           | 2 504  |
| 20 to 49                                     |           |          |         |        |           |                 |        |
| farms, 1987..                                | 8         | 113      | 40      | 128    | 65        | 119             | 202    |
| farms, 1982..                                | 5         | 140      | 58      | 178    | 66        | 150             | 265    |
| number, 1987..                               | 226       | 3 550    | 1 167   | 3 988  | 2 030     | 3 657           | 6 248  |
| number, 1982..                               | 181       | 4 239    | 1 615   | 5 559  | 1 966     | 4 745           | 8 078  |
| 50 to 99                                     |           |          |         |        |           |                 |        |
| farms, 1987..                                | 4         | 32       | 13      | 54     | 35        | 59              | 87     |
| farms, 1982..                                | 7         | 41       | 19      | 82     | 41        | 66              | 136    |
| number, 1987..                               | (D)       | 1 987    | 791     | 3 604  | 2 267     | 3 929           | 5 681  |
| number, 1982..                               | 392       | 2 646    | 1 264   | 6 034  | 2 824     | 4 259           | 9 336  |
| 100 to 199                                   |           |          |         |        |           |                 |        |
| farms, 1987..                                | 1         | 8        | 6       | 31     | 11        | 26              | 33     |
| farms, 1982..                                | —         | 20       | 2       | 52     | 20        | 27              | 48     |
| number, 1987..                               | (D)       | 909      | 770     | 3 987  | 1 360     | 3 259           | 4 427  |
| number, 1982..                               | —         | 2 511    | (D)     | 6 831  | 2 686     | (D)             | 6 562  |
| 200 to 499                                   |           |          |         |        |           |                 |        |
| farms, 1987..                                | 3         | 7        | 5       | 6      | 4         | 6               | 10     |
| farms, 1982..                                | 2         | 6        | 6       | 9      | 10        | 17              | 15     |
| number, 1987..                               | 894       | 1 797    | 1 655   | 1 520  | 1 176     | 1 909           | 2 970  |
| number, 1982..                               | (D)       | 1 700    | (D)     | 2 397  | 2 776     | 4 919           | 4 125  |
| 500 or more                                  |           |          |         |        |           |                 |        |
| farms, 1987..                                | —         | —        | —       | —      | —         | 3               | 5      |
| farms, 1982..                                | 1         | —        | —       | —      | —         | 1               | 4      |
| number, 1987..                               | —         | —        | —       | —      | —         | 2 139           | 5 597  |
| number, 1982..                               | (D)       | —        | —       | —      | —         | (D)             | 2 769  |
| Cows and heifers that had calved             |           |          |         |        |           |                 |        |
| farms, 1987..                                | 14        | 244      | 114     | 287    | 157       | 280             | 494    |
| farms, 1982..                                | 14        | 371      | 156     | 466    | 209       | 374             | 709    |
| number, 1987..                               | 1 035     | 5 657    | 3 166   | 8 998  | 4 710     | 9 120           | 12 840 |
| number, 1982..                               | 1 023     | 7 068    | 2 492   | 13 766 | 6 895     | 10 613          | 17 772 |
| Beef cows                                    |           |          |         |        |           |                 |        |
| farms, 1987..                                | 14        | 226      | 112     | 273    | 153       | 277             | 478    |
| farms, 1982..                                | 14        | 344      | 149     | 437    | 207       | 364             | 674    |
| number, 1987..                               | 1 035     | 5 419    | (D)     | 8 105  | 4 684     | 8 950           | 11 674 |
| number, 1982..                               | 1 023     | 6 756    | 2 114   | 12 234 | 6 877     | 10 429          | 15 483 |
| 1987 farms by inventory:                     |           |          |         |        |           |                 |        |
| 1 to 9                                       |           |          |         |        |           |                 |        |
| farms..                                      | 1         | 59       | 48      | 47     | 35        | 65              | 133    |
| number..                                     | (D)       | 309      | 266     | 236    | 166       | 352             | 720    |
| 10 to 19                                     |           |          |         |        |           |                 |        |
| farms..                                      | —         | 66       | 30      | 84     | 32        | 71              | 133    |
| number..                                     | —         | 886      | 394     | 1 145  | 434       | 1 016           | 1 789  |
| 20 to 49                                     |           |          |         |        |           |                 |        |
| farms..                                      | 7         | 80       | 23      | 99     | 62        | 97              | 166    |
| number..                                     | 201       | 2 296    | 652     | 2 948  | 1 871     | 2 977           | 5 050  |
| 50 to 99                                     |           |          |         |        |           |                 |        |
| farms..                                      | 3         | 14       | 3       | 33     | 15        | 33              | 37     |
| number..                                     | 172       | 941      | 160     | 2 334  | 998       | 2 108           | 2 443  |
| 100 to 199                                   |           |          |         |        |           |                 |        |
| farms..                                      | 1         | 7        | 6       | 8      | 9         | 5               | 6      |
| number..                                     | (D)       | 987      | 816     | (D)    | 1 225     | 690             | 787    |
| 200 to 499                                   |           |          |         |        |           |                 |        |
| farms..                                      | 2         | —        | 2       | 2      | —         | 6               | 3      |
| number..                                     | (D)       | —        | (D)     | (D)    | —         | 1 807           | 885    |
| 500 or more                                  |           |          |         |        |           |                 |        |
| farms..                                      | —         | —        | —       | —      | —         | —               | —      |
| number..                                     | —         | —        | —       | —      | —         | —               | —      |
| Milk cows                                    |           |          |         |        |           |                 |        |
| farms, 1987..                                | —         | 19       | 9       | 31     | 8         | 9               | 33     |
| farms, 1982..                                | —         | 42       | 20      | 54     | 8         | 27              | 60     |
| number, 1987..                               | —         | 238      | (D)     | 893    | 16        | 170             | 1 166  |
| number, 1982..                               | —         | 312      | 378     | 1 532  | 18        | 184             | 2 289  |
| 1987 farms by inventory:                     |           |          |         |        |           |                 |        |
| 1 to 9                                       |           |          |         |        |           |                 |        |
| farms..                                      | —         | 10       | 8       | 20     | 8         | 5               | 21     |
| number..                                     | —         | 32       | 12      | 33     | 16        | 10              | 45     |
| 10 to 19                                     |           |          |         |        |           |                 |        |
| farms..                                      | —         | 4        | —       | —      | —         | 2               | 1      |
| number..                                     | —         | (D)      | —       | —      | —         | (D)             | (D)    |
| 20 to 49                                     |           |          |         |        |           |                 |        |
| farms..                                      | —         | 5        | —       | 1      | —         | 1               | 2      |
| number..                                     | —         | (D)      | —       | (D)    | —         | (D)             | (D)    |
| 50 to 99                                     |           |          |         |        |           |                 |        |
| farms..                                      | —         | —        | —       | 7      | —         | —               | 5      |
| number..                                     | —         | —        | —       | (D)    | —         | —               | 412    |
| 100 to 199                                   |           |          |         |        |           |                 |        |
| farms..                                      | —         | —        | —       | 3      | —         | 1               | 4      |
| number..                                     | —         | —        | —       | 355    | —         | (D)             | 634    |
| 200 to 499                                   |           |          |         |        |           |                 |        |
| farms..                                      | —         | —        | 1       | —      | —         | —               | —      |
| number..                                     | —         | —        | (D)     | —      | —         | —               | —      |
| 500 or more                                  |           |          |         |        |           |                 |        |
| farms..                                      | —         | —        | —       | —      | —         | —               | —      |
| number..                                     | —         | —        | —       | —      | —         | —               | —      |
| Heifers and heifer calves                    |           |          |         |        |           |                 |        |
| farms, 1987..                                | 16        | 191      | 92      | 257    | 142       | 251             | 446    |
| farms, 1982..                                | 16        | 311      | 132     | 421    | 170       | 353             | 630    |
| number, 1987..                               | 339       | 1 899    | 870     | 2 938  | 1 604     | 3 190           | 7 325  |
| number, 1982..                               | 527       | 2 599    | 1 215   | 5 065  | 2 459     | 4 641           | 8 666  |
| Steers, steer calves, bulls, and bull calves |           |          |         |        |           |                 |        |
| farms, 1987..                                | 16        | 207      | 100     | 284    | 162       | 285             | 485    |
| farms, 1982..                                | 13        | 347      | 153     | 460    | 196       | 391             | 697    |
| number, 1987..                               | 160       | 1 830    | 909     | 2 373  | 1 217     | 3 800           | 7 177  |
| number, 1982..                               | 379       | 3 326    | 1 700   | 3 986  | 1 898     | 4 895           | 7 683  |

**Table 11. Cattle and Calves—Inventory and Sales: 1987 and 1982—Con.**

[For meaning of abbreviations and symbols, see introductory text]

| Item   | Kemper | Lafayette | Lamar  | Lauderdale | Lawrence | Leake  | Lee    | Leflore |
|--|--------|-----------|--------|------------|----------|--------|--------|---------|
| <b>INVENTORY</b>                             |        |           |        |            |          |        |        |         |
| Cattle and calves                            |        |           |        |            |          |        |        |         |
| ..... farms, 1987..                          | 368    | 308       | 236    | 346        | 259      | 479    | 381    | 23      |
| ..... farms, 1982..                          | 489    | 380       | 354    | 460        | 347      | 604    | 477    | 35      |
| ..... number, 1987..                         | 16 586 | 11 171    | 10 538 | 13 337     | 10 385   | 18 567 | 17 870 | 1 896   |
| ..... number, 1982..                         | 21 061 | 16 724    | 21 413 | 18 083     | 13 315   | 22 989 | 23 201 | 2 763   |
| Farms by inventory:                          |        |           |        |            |          |        |        |         |
| 1 to 9                                       |        |           |        |            |          |        |        |         |
| ..... farms, 1987..                          | 42     | 35        | 54     | 70         | 40       | 73     | 80     | 6       |
| ..... farms, 1982..                          | 79     | 57        | 68     | 75         | 56       | 91     | 85     | 10      |
| ..... number, 1987..                         | 234    | 204       | 307    | 472        | 283      | 442    | 483    | 33      |
| ..... number, 1982..                         | 476    | 380       | 402    | 456        | 329      | 573    | 507    | 34      |
| 10 to 19                                     |        |           |        |            |          |        |        |         |
| ..... farms, 1987..                          | 95     | 80        | 80     | 83         | 49       | 107    | 91     | 2       |
| ..... farms, 1982..                          | 108    | 99        | 82     | 126        | 85       | 146    | 133    | 6       |
| ..... number, 1987..                         | 1 337  | 1 090     | 801    | 1 113      | 692      | 1 522  | 1 322  | (D)     |
| ..... number, 1982..                         | 1 557  | 1 372     | 1 141  | 1 694      | 1 168    | 2 034  | 1 818  | 67      |
| 20 to 49                                     |        |           |        |            |          |        |        |         |
| ..... farms, 1987..                          | 137    | 125       | 67     | 116        | 106      | 185    | 117    | 8       |
| ..... farms, 1982..                          | 163    | 121       | 97     | 167        | 117      | 238    | 160    | 8       |
| ..... number, 1987..                         | 4 381  | 3 803     | 2 006  | 3 476      | 3 293    | 5 599  | 3 852  | 273     |
| ..... number, 1982..                         | 5 100  | 3 820     | 2 954  | 5 317      | 3 504    | 7 521  | 4 917  | 258     |
| 50 to 99                                     |        |           |        |            |          |        |        |         |
| ..... farms, 1987..                          | 60     | 48        | 35     | 50         | 42       | 77     | 62     | 3       |
| ..... farms, 1982..                          | 92     | 63        | 68     | 56         | 60       | 86     | 51     | 5       |
| ..... number, 1987..                         | 4 227  | 3 049     | 2 408  | 3 225      | 2 684    | 5 226  | 4 249  | 254     |
| ..... number, 1982..                         | 6 078  | 4 291     | 4 809  | 3 509      | 3 892    | 5 615  | 3 461  | 295     |
| 100 to 199                                   |        |           |        |            |          |        |        |         |
| ..... farms, 1987..                          | 22     | 17        | 11     | 16         | 17       | 31     | 18     | 1       |
| ..... farms, 1982..                          | 34     | 29        | 21     | 19         | 22       | 33     | 35     | 2       |
| ..... number, 1987..                         | 2 818  | 2 258     | 1 394  | 2 163      | 2 145    | 3 931  | 2 377  | (D)     |
| ..... number, 1982..                         | 4 333  | (D)       | 2 737  | (D)        | 2 619    | 4 347  | (D)    | (D)     |
| 200 to 499                                   |        |           |        |            |          |        |        |         |
| ..... farms, 1987..                          | 12     | 3         | 6      | 11         | 5        | 6      | 11     | 2       |
| ..... farms, 1982..                          | 13     | 10        | 11     | 16         | 7        | 10     | 11     | 3       |
| ..... number, 1987..                         | 3 589  | 2 767     | 1 965  | 2 888      | 1 308    | 1 847  | 3 (D)  | (D)     |
| ..... number, 1982..                         | 3 517  | 2 566     | 3 170  | 4 134      | 1 803    | 2 899  | 3 369  | 991     |
| 500 or more                                  |        |           |        |            |          |        |        |         |
| ..... farms, 1987..                          | -      | -         | 3      | -          | -        | -      | 2      | 1       |
| ..... farms, 1982..                          | -      | 1         | 7      | 1          | -        | -      | 2      | 1       |
| ..... number, 1987..                         | -      | -         | 1 657  | -          | -        | -      | (D)    | (D)     |
| ..... number, 1982..                         | -      | (D)       | 6 200  | (D)        | -        | -      | (D)    | (D)     |
| Cows and heifers that had calved             |        |           |        |            |          |        |        |         |
| ..... farms, 1987..                          | 321    | 282       | 200    | 309        | 233      | 416    | 351    | 22      |
| ..... farms, 1982..                          | 450    | 353       | 316    | 426        | 321      | 563    | 440    | 33      |
| ..... number, 1987..                         | 10 258 | 7 121     | 5 245  | 8 521      | 6 441    | 11 308 | 9 193  | 1 081   |
| ..... number, 1982..                         | 12 771 | 9 284     | 8 846  | 10 745     | 7 710    | 13 256 | 10 498 | 1 323   |
| Beef cows                                    |        |           |        |            |          |        |        |         |
| ..... farms, 1987..                          | 317    | 275       | 188    | 305        | 228      | 402    | 334    | 21      |
| ..... farms, 1982..                          | 430    | 343       | 300    | 420        | 308      | 534    | 407    | 28      |
| ..... number, 1987..                         | 9 983  | 7 015     | 4 653  | 8 333      | 6 121    | 9 964  | 7 627  | 1 076   |
| ..... number, 1982..                         | 12 394 | 9 143     | 8 344  | 10 650     | 7 339    | 11 944 | 8 612  | 1 302   |
| 1987 farms by inventory:                     |        |           |        |            |          |        |        |         |
| 1 to 9                                       |        |           |        |            |          |        |        |         |
| ..... farms..                                | 73     | 63        | 66     | 100        | 57       | 81     | 104    | 6       |
| ..... number..                               | 412    | 363       | 341    | 556        | 286      | 432    | 571    | 27      |
| 10 to 19                                     |        |           |        |            |          |        |        |         |
| ..... farms..                                | 79     | 87        | 54     | 74         | 85       | 145    | 96     | 3       |
| ..... number..                               | 1 067  | 1 205     | 714    | 1 014      | 935      | 2 035  | 1 293  | 40      |
| 20 to 49                                     |        |           |        |            |          |        |        |         |
| ..... farms..                                | 108    | 87        | 47     | 92         | 81       | 129    | 104    | 8       |
| ..... number..                               | 3 180  | 2 492     | 1 480  | 2 719      | 2 608    | 3 860  | 3 130  | 231     |
| 50 to 99                                     |        |           |        |            |          |        |        |         |
| ..... farms..                                | 44     | 31        | 16     | 24         | 15       | 37     | 22     | 2       |
| ..... number..                               | 2 846  | 2 007     | (D)    | 1 582      | 939      | 2 404  | 1 371  | (D)     |
| 100 to 199                                   |        |           |        |            |          |        |        |         |
| ..... farms..                                | 8      | 7         | 2      | 11         | 9        | 10     | 5      | 1       |
| ..... number..                               | 1 158  | 948       | (D)    | 1 444      | (D)      | 1 233  | 619    | (D)     |
| 200 to 499                                   |        |           |        |            |          |        |        |         |
| ..... farms..                                | 5      | -         | 3      | 4          | 1        | -      | 3      | -       |
| ..... number..                               | 1 320  | -         | 940    | 1 018      | (D)      | -      | 843    | -       |
| 500 or more                                  |        |           |        |            |          |        |        |         |
| ..... farms..                                | -      | -         | -      | -          | -        | -      | -      | 1       |
| ..... number..                               | -      | -         | -      | -          | -        | -      | -      | (D)     |
| Milk cows                                    |        |           |        |            |          |        |        |         |
| ..... farms, 1987..                          | 20     | 9         | 25     | 15         | 14       | 24     | 34     | 3       |
| ..... farms, 1982..                          | 42     | 21        | 34     | 17         | 27       | 50     | 51     | 7       |
| ..... number, 1987..                         | 275    | 106       | 592    | 188        | 320      | 1 344  | 1 566  | 5       |
| ..... number, 1982..                         | 377    | 141       | 502    | 95         | 371      | 1 312  | 1 866  | 21      |
| 1987 farms by inventory:                     |        |           |        |            |          |        |        |         |
| 1 to 9                                       |        |           |        |            |          |        |        |         |
| ..... farms..                                | 14     | 5         | 17     | 9          | 5        | 11     | 19     | 3       |
| ..... number..                               | 36     | 11        | 37     | (D)        | 17       | (D)    | 49     | 5       |
| 10 to 19                                     |        |           |        |            |          |        |        |         |
| ..... farms..                                | 1      | 3         | -      | 1          | 3        | 1      | -      | -       |
| ..... number..                               | (D)    | (D)       | -      | (D)        | 34       | (D)    | -      | -       |
| 20 to 49                                     |        |           |        |            |          |        |        |         |
| ..... farms..                                | 3      | -         | 1      | 4          | 4        | 4      | 4      | -       |
| ..... number..                               | 68     | -         | (D)    | 99         | (D)      | 96     | 108    | -       |
| 50 to 99                                     |        |           |        |            |          |        |        |         |
| ..... farms..                                | 1      | 1         | 6      | 1          | 2        | 4      | 6      | -       |
| ..... number..                               | (D)    | (D)       | (D)    | (D)        | (D)      | 263    | 414    | -       |
| 100 to 199                                   |        |           |        |            |          |        |        |         |
| ..... farms..                                | 1      | -         | 1      | -          | -        | 1      | 4      | -       |
| ..... number..                               | (D)    | -         | (D)    | -          | -        | (D)    | (D)    | -       |
| 200 to 499                                   |        |           |        |            |          |        |        |         |
| ..... farms..                                | -      | -         | -      | -          | -        | 3      | 1      | -       |
| ..... number..                               | -      | -         | -      | -          | -        | 847    | (D)    | -       |
| 500 or more                                  |        |           |        |            |          |        |        |         |
| ..... farms..                                | -      | -         | -      | -          | -        | -      | -      | -       |
| ..... number..                               | -      | -         | -      | -          | -        | -      | -      | -       |
| Heifers and heifer calves                    |        |           |        |            |          |        |        |         |
| ..... farms, 1987..                          | 297    | 229       | 177    | 238        | 201      | 367    | 275    | 20      |
| ..... farms, 1982..                          | 406    | 311       | 291    | 372        | 282      | 481    | 385    | 30      |
| ..... number, 1987..                         | 3 709  | 2 118     | 2 627  | 2 342      | 1 963    | 4 176  | 4 555  | 436     |
| ..... number, 1982..                         | 4 450  | 4 344     | 6 486  | 3 766      | 3 041    | 5 622  | 6 111  | 749     |
| Steers, steer calves, bulls, and bull calves |        |           |        |            |          |        |        |         |
| ..... farms, 1987..                          | 315    | 253       | 198    | 286        | 220      | 401    | 305    | 18      |
| ..... farms, 1982..                          | 445    | 341       | 310    | 415        | 306      | 534    | 403    | 29      |
| ..... number, 1987..                         | 2 619  | 1 932     | 2 666  | 2 474      | 1 981    | 3 083  | 4 122  | 379     |
| ..... number, 1982..                         | 3 840  | 3 096     | 6 081  | 3 572      | 2 564    | 4 111  | 6 592  | 691     |

**Table 11. Cattle and Calves—Inventory and Sales: 1987 and 1982—Con.**

[For meaning of abbreviations and symbols, see introductory text]

| Item   | Lincoln | Lowndes | Madison | Marion | Marshall | Monroe | Montgomery | Neshoba |
|--|---------|---------|---------|--------|----------|--------|------------|---------|
| <b>INVENTORY</b>                             |         |         |         |        |          |        |            |         |
| Cattle and calves                            |         |         |         |        |          |        |            |         |
| farms, 1987..                                | 462     | 199     | 330     | 475    | 389      | 332    | 227        | 587     |
| 1982..                                       | 559     | 268     | 418     | 621    | 496      | 428    | 287        | 771     |
| number, 1987..                               | 25 084  | 11 676  | 22 859  | 20 383 | 22 570   | 20 196 | 11 944     | 26 626  |
| 1982..                                       | 27 588  | 14 596  | 25 705  | 30 891 | 28 069   | 21 991 | 14 045     | 34 677  |
| Farms by inventory:                          |         |         |         |        |          |        |            |         |
| 1 to 9                                       |         |         |         |        |          |        |            |         |
| farms, 1987..                                | 54      | 46      | 51      | 79     | 70       | 55     | 37         | 76      |
| 1982..                                       | 79      | 60      | 80      | 97     | 100      | 72     | 57         | 116     |
| number, 1987..                               | 364     | 258     | 297     | 473    | 422      | 310    | 191        | 472     |
| 1982..                                       | 497     | 339     | 483     | 595    | 553      | 393    | 347        | 742     |
| 10 to 19                                     |         |         |         |        |          |        |            |         |
| farms, 1987..                                | 113     | 49      | 73      | 105    | 102      | 74     | 49         | 127     |
| 1982..                                       | 131     | 71      | 92      | 148    | 112      | 105    | 59         | 155     |
| number, 1987..                               | 1 639   | 662     | 1 053   | 1 440  | 1 456    | 1 001  | 670        | 1 787   |
| 1982..                                       | 1 793   | 948     | 1 274   | 2 010  | 1 587    | 1 491  | 801        | 2 144   |
| 20 to 49                                     |         |         |         |        |          |        |            |         |
| farms, 1987..                                | 147     | 52      | 106     | 175    | 113      | 111    | 86         | 224     |
| 1982..                                       | 192     | 72      | 119     | 197    | 141      | 151    | 103        | 279     |
| number, 1987..                               | 4 699   | 1 607   | 3 507   | 5 200  | 3 416    | 3 307  | 2 633      | 7 163   |
| 1982..                                       | 6 098   | 2 256   | 3 483   | 6 192  | 4 179    | 4 804  | 3 286      | 8 909   |
| 50 to 99                                     |         |         |         |        |          |        |            |         |
| farms, 1987..                                | 89      | 27      | 45      | 59     | 55       | 47     | 29         | 109     |
| 1982..                                       | 86      | 32      | 65      | 99     | 75       | 51     | 33         | 141     |
| number, 1987..                               | 6 202   | 1 857   | 3 097   | 3 869  | 3 839    | 3 076  | 1 961      | 7 338   |
| 1982..                                       | 5 982   | 2 183   | 4 498   | 6 750  | 4 993    | 3 402  | 2 145      | 9 426   |
| 100 to 199                                   |         |         |         |        |          |        |            |         |
| farms, 1987..                                | 38      | 16      | 34      | 43     | 27       | 29     | 12         | 32      |
| 1982..                                       | 50      | 18      | 30      | 54     | 38       | 27     | 17         | 64      |
| number, 1987..                               | 5 389   | 2 409   | 4 714   | 5 319  | 3 460    | 4 337  | 1 587      | 4 144   |
| 1982..                                       | 6 779   | 2 468   | 3 910   | (D)    | 4 878    | 3 591  | (D)        | (D)     |
| 200 to 499                                   |         |         |         |        |          |        |            |         |
| farms, 1987..                                | 18      | 3       | 16      | 13     | 14       | 10     | 12         | 17      |
| 1982..                                       | 17      | 10      | 27      | 24     | 24       | 18     | 16         | 14      |
| number, 1987..                               | 4 591   | 716     | 5 139   | (D)    | 4 705    | 2 733  | (D)        | (D)     |
| 1982..                                       | 4 248   | 3 204   | 7 556   | 6 824  | 7 305    | 5 208  | 4 349      | 3 676   |
| 500 or more                                  |         |         |         |        |          |        |            |         |
| farms, 1987..                                | 3       | 6       | 5       | 1      | 8        | 6      | 2          | 2       |
| 1982..                                       | 4       | 5       | 5       | 2      | 6        | 4      | 2          | 2       |
| number, 1987..                               | 2 200   | 4 167   | 5 052   | (D)    | 5 272    | 5 432  | (D)        | (D)     |
| 1982..                                       | 2 191   | 3 198   | 4 501   | (D)    | 4 574    | 3 102  | (D)        | (D)     |
| Cows and heifers that had calved             |         |         |         |        |          |        |            |         |
| farms, 1987..                                | 429     | 179     | 285     | 407    | 341      | 300    | 209        | 550     |
| 1982..                                       | 521     | 251     | 390     | 574    | 450      | 403    | 265        | 731     |
| number, 1987..                               | 15 022  | 6 277   | 12 708  | 11 868 | 14 251   | 11 456 | 7 072      | 15 827  |
| 1982..                                       | 16 115  | 7 615   | 14 410  | 17 236 | 16 651   | 12 453 | 7 801      | 19 905  |
| Beef cows                                    |         |         |         |        |          |        |            |         |
| farms, 1987..                                | 390     | 174     | 276     | 376    | 327      | 285    | 202        | 531     |
| 1982..                                       | 460     | 240     | 373     | 516    | 424      | 374    | 254        | 686     |
| number, 1987..                               | 10 752  | 6 128   | 12 441  | 8 978  | 12 801   | 10 625 | 6 885      | 13 748  |
| 1982..                                       | 10 952  | 7 408   | 14 087  | 13 084 | 14 587   | 11 320 | 7 466      | 16 724  |
| 1987 farms by inventory:                     |         |         |         |        |          |        |            |         |
| 1 to 9                                       |         |         |         |        |          |        |            |         |
| farms..                                      | 90      | 68      | 66      | 111    | 90       | 88     | 47         | 144     |
| number..                                     | 542     | 361     | 325     | 551    | 476      | 503    | 238        | 840     |
| 10 to 19                                     |         |         |         |        |          |        |            |         |
| farms..                                      | 116     | 39      | 61      | 109    | 89       | 76     | 64         | 124     |
| number..                                     | 1 609   | 538     | 832     | 1 461  | 1 198    | 1 031  | 872        | 1 722   |
| 20 to 49                                     |         |         |         |        |          |        |            |         |
| farms..                                      | 133     | 42      | 76      | 109    | 89       | 76     | 58         | 199     |
| number..                                     | 3 898   | 1 318   | 2 350   | 3 173  | 2 567    | 2 316  | 1 702      | 5 926   |
| 50 to 99                                     |         |         |         |        |          |        |            |         |
| farms..                                      | 39      | 10      | 43      | 38     | 33       | 19     | 16         | 48      |
| number..                                     | 2 571   | 715     | 2 958   | 2 416  | 2 192    | 1 386  | 1 096      | 3 068   |
| 100 to 199                                   |         |         |         |        |          |        |            |         |
| farms..                                      | 10      | 9       | 19      | 7      | 10       | 16     | 12         | 13      |
| number..                                     | (D)     | 1 046   | 2 297   | (D)    | 1 142    | 1 924  | 1 744      | 1 539   |
| 200 to 499                                   |         |         |         |        |          |        |            |         |
| farms..                                      | 1       | 5       | 10      | 2      | 15       | 8      | 5          | 3       |
| number..                                     | (D)     | (D)     | (D)     | (D)    | (D)      | (D)    | 1 233      | 653     |
| 500 or more                                  |         |         |         |        |          |        |            |         |
| farms..                                      | 1       | 1       | 1       | -      | 1        | 2      | -          | -       |
| number..                                     | (D)     | (D)     | (D)     | -      | (D)      | (D)    | -          | -       |
| Milk cows                                    |         |         |         |        |          |        |            |         |
| farms, 1987..                                | 60      | 9       | 24      | 49     | 27       | 21     | 13         | 36      |
| 1982..                                       | 94      | 21      | 29      | 92     | 49       | 50     | 21         | 92      |
| number, 1987..                               | 4 270   | 149     | 267     | 2 890  | 1 450    | 831    | 187        | 2 079   |
| 1982..                                       | 5 163   | 207     | 323     | 4 152  | 2 064    | 1 133  | 335        | 3 181   |
| 1987 farms by inventory:                     |         |         |         |        |          |        |            |         |
| 1 to 9                                       |         |         |         |        |          |        |            |         |
| farms..                                      | 14      | 7       | 17      | 15     | 17       | 9      | 9          | 11      |
| number..                                     | (D)     | (D)     | 52      | 22     | 65       | 20     | 14         | 24      |
| 10 to 19                                     |         |         |         |        |          |        |            |         |
| farms..                                      | -       | -       | 3       | 4      | 1        | -      | 2          | 1       |
| number..                                     | -       | -       | 47      | 56     | (D)      | -      | (D)        | (D)     |
| 20 to 49                                     |         |         |         |        |          |        |            |         |
| farms..                                      | 8       | 1       | 3       | 5      | 2        | 5      | -          | 8       |
| number..                                     | (D)     | (D)     | (D)     | 172    | (D)      | 190    | -          | 269     |
| 50 to 99                                     |         |         |         |        |          |        |            |         |
| farms..                                      | 22      | -       | 1       | 12     | 2        | 5      | 2          | 9       |
| number..                                     | 1 525   | -       | (D)     | 874    | (D)      | (D)    | (D)        | 587     |
| 100 to 199                                   |         |         |         |        |          |        |            |         |
| farms..                                      | 12      | 1       | -       | 12     | 3        | 2      | -          | 5       |
| number..                                     | 1 554   | (D)     | -       | (D)    | 375      | (D)    | -          | 676     |
| 200 to 499                                   |         |         |         |        |          |        |            |         |
| farms..                                      | 4       | -       | -       | 1      | 1        | -      | -          | 2       |
| number..                                     | 870     | -       | -       | (D)    | (D)      | -      | -          | (D)     |
| 500 or more                                  |         |         |         |        |          |        |            |         |
| farms..                                      | -       | -       | -       | -      | 1        | -      | -          | -       |
| number..                                     | -       | -       | -       | -      | (D)      | -      | -          | -       |
| Heifers and heifer calves                    |         |         |         |        |          |        |            |         |
| farms, 1987..                                | 353     | 143     | 241     | 354    | 291      | 246    | 172        | 461     |
| 1982..                                       | 472     | 212     | 335     | 480    | 399      | 344    | 222        | 625     |
| number, 1987..                               | 5 622   | 2 509   | 4 299   | 4 607  | 4 445    | 3 848  | 2 861      | 6 174   |
| 1982..                                       | 7 638   | 3 709   | 5 722   | 7 239  | 6 038    | 5 181  | 3 308      | 8 833   |
| Steers, steer calves, bulls, and bull calves |         |         |         |        |          |        |            |         |
| farms, 1987..                                | 388     | 161     | 274     | 400    | 312      | 282    | 180        | 499     |
| 1982..                                       | 468     | 226     | 365     | 530    | 435      | 368    | 242        | 684     |
| number, 1987..                               | 4 440   | 2 890   | 5 852   | 3 908  | 3 874    | 4 892  | 2 011      | 4 625   |
| 1982..                                       | 3 835   | 3 272   | 5 573   | 6 416  | 5 380    | 4 357  | 2 936      | 5 939   |

**Table 11. Cattle and Calves—Inventory and Sales: 1987 and 1982—Con.**

[For meaning of abbreviations and symbols, see introductory text.]

| Item   | Newton | Noxubee | Oktibbeha | Panola | Pearl River | Perry  | Pike   | Pontotoc |
|--|--------|---------|-----------|--------|-------------|--------|--------|----------|
| <b>INVENTORY</b>                             |        |         |           |        |             |        |        |          |
| Cattle and calves                            |        |         |           |        |             |        |        |          |
| ..... farms, 1987..                          | 461    | 270     | 241       | 419    | 415         | 172    | 409    | 334      |
| ..... farms, 1982..                          | 592    | 363     | 326       | 575    | 578         | 254    | 509    | 483      |
| ..... number, 1987..                         | 22 649 | 21 650  | 13 834    | 20 295 | 35 158      | 7 402  | 26 123 | 12 807   |
| ..... number, 1982..                         | 30 159 | 27 951  | 19 371    | 29 906 | 39 239      | 10 159 | 27 041 | 16 391   |
| Farms by inventory:                          |        |         |           |        |             |        |        |          |
| 1 to 9                                       |        |         |           |        |             |        |        |          |
| ..... farms, 1987..                          | 61     | 38      | 29        | 54     | 81          | 24     | 68     | 68       |
| ..... farms, 1982..                          | 75     | 67      | 49        | 82     | 118         | 41     | 98     | 95       |
| ..... number, 1987..                         | 344    | 208     | 148       | 323    | 436         | 142    | 442    | 419      |
| ..... number, 1982..                         | 484    | 402     | 273       | 487    | 693         | 238    | 611    | 522      |
| 10 to 19                                     |        |         |           |        |             |        |        |          |
| ..... farms, 1987..                          | 80     | 59      | 44        | 100    | 95          | 49     | 77     | 103      |
| ..... farms, 1982..                          | 113    | 62      | 68        | 115    | 127         | 78     | 104    | 126      |
| ..... number, 1987..                         | 1 088  | 770     | 614       | 1 456  | 1 284       | 680    | 1 072  | 1 454    |
| ..... number, 1982..                         | 1 636  | 815     | 940       | 1 595  | 1 758       | 1 073  | 1 410  | 1 759    |
| 20 to 49                                     |        |         |           |        |             |        |        |          |
| ..... farms, 1987..                          | 164    | 74      | 98        | 153    | 122         | 73     | 117    | 95       |
| ..... farms, 1982..                          | 218    | 98      | 102       | 202    | 162         | 86     | 146    | 169      |
| ..... number, 1987..                         | 4 994  | 2 349   | 3 173     | 4 689  | 3 766       | 2 297  | 3 479  | 2 880    |
| ..... number, 1982..                         | 6 852  | 3 218   | 3 302     | 6 240  | 4 918       | 2 666  | 4 410  | 4 939    |
| 50 to 99                                     |        |         |           |        |             |        |        |          |
| ..... farms, 1987..                          | 103    | 47      | 46        | 66     | 56          | 13     | 59     | 42       |
| ..... farms, 1982..                          | 109    | 73      | 57        | 109    | 97          | 29     | 75     | 70       |
| ..... number, 1987..                         | 6 939  | 3 321   | 3 164     | 4 595  | 3 772       | 817    | 3 883  | 2 801    |
| ..... number, 1982..                         | 7 301  | 5 084   | 4 121     | 7 573  | 6 664       | 1 897  | 5 198  | 4 615    |
| 100 to 199                                   |        |         |           |        |             |        |        |          |
| ..... farms, 1987..                          | 38     | 33      | 13        | 29     | 36          | 10     | 57     | 20       |
| ..... farms, 1982..                          | 54     | 41      | 32        | 45     | 37          | 17     | 61     | 14       |
| ..... number, 1987..                         | 5 289  | 4 373   | 1 899     | 3 885  | 4 926       | 1 341  | 7 697  | 2 788    |
| ..... number, 1982..                         | 7 527  | 5 412   | 4 333     | 5 748  | 4 586       | 2 160  | 8 401  | (D)      |
| 200 to 499                                   |        |         |           |        |             |        |        |          |
| ..... farms, 1987..                          | 15     | 13      | 8         | 14     | 12          | 2      | 29     | 4        |
| ..... farms, 1982..                          | 23     | 14      | 15        | 19     | 26          | 2      | 25     | 8        |
| ..... number, 1987..                         | 3 995  | 3 377   | 2 445     | 3 634  | 3 297       | (D)    | (D)    | (D)      |
| ..... number, 1982..                         | 6 359  | 4 105   | 4 261     | 6 061  | 7 140       | (D)    | 7 011  | 2 032    |
| 500 or more                                  |        |         |           |        |             |        |        |          |
| ..... farms, 1987..                          | -      | 6       | 3         | 3      | 13          | 1      | 2      | 2        |
| ..... farms, 1982..                          | -      | 8       | 3         | 3      | 11          | 1      | -      | 1        |
| ..... number, 1987..                         | -      | 7 252   | 2 391     | 1 713  | 17 677      | (D)    | (D)    | (D)      |
| ..... number, 1982..                         | -      | 8 915   | 2 141     | 2 202  | 13 480      | (D)    | -      | (D)      |
| Cows and heifers that had calved             |        |         |           |        |             |        |        |          |
| ..... farms, 1987..                          | 430    | 216     | 214       | 373    | 370         | 156    | 376    | 300      |
| ..... farms, 1982..                          | 561    | 319     | 294       | 538    | 518         | 233    | 448    | 447      |
| ..... number, 1987..                         | 14 275 | 11 906  | 8 047     | 11 946 | 13 682      | 4 071  | 15 223 | 7 132    |
| ..... number, 1982..                         | 17 756 | 15 060  | 10 388    | 17 652 | 19 137      | 5 494  | 15 106 | 8 918    |
| Beef cows                                    |        |         |           |        |             |        |        |          |
| ..... farms, 1987..                          | 394    | 180     | 191       | 367    | 357         | 156    | 310    | 278      |
| ..... farms, 1982..                          | 506    | 261     | 265       | 525    | 481         | 230    | 360    | 398      |
| ..... number, 1987..                         | 10 542 | 9 755   | 5 838     | 11 742 | 12 478      | (D)    | 7 744  | 6 032    |
| ..... number, 1982..                         | 12 923 | 12 485  | 7 866     | 17 444 | 16 770      | 5 350  | 6 780  | 6 800    |
| 1987 farms by inventory:                     |        |         |           |        |             |        |        |          |
| 1 to 9                                       |        |         |           |        |             |        |        |          |
| ..... farms..                                | 91     | 47      | 39        | 80     | 116         | 38     | 105    | 108      |
| ..... number..                               | 474    | 258     | 196       | 442    | 589         | 205    | 561    | 617      |
| 10 to 19                                     |        |         |           |        |             |        |        |          |
| ..... farms..                                | 117    | 33      | 43        | 125    | 88          | 56     | 80     | 78       |
| ..... number..                               | 1 582  | 467     | 547       | 1 718  | 1 169       | 797    | 1 115  | 1 070    |
| 20 to 49                                     |        |         |           |        |             |        |        |          |
| ..... farms..                                | 128    | 62      | 78        | 98     | 95          | 48     | 99     | 65       |
| ..... number..                               | 3 865  | 1 933   | 2 359     | 2 876  | 2 926       | 1 377  | 2 904  | 1 947    |
| 50 to 99                                     |        |         |           |        |             |        |        |          |
| ..... farms..                                | 47     | 19      | 23        | 45     | 35          | 8      | 12     | 20       |
| ..... number..                               | 3 044  | 1 305   | 1 366     | 2 937  | 2 350       | 580    | 720    | 1 223    |
| 100 to 199                                   |        |         |           |        |             |        |        |          |
| ..... farms..                                | 10     | 13      | 5         | 14     | 13          | 4      | 9      | 4        |
| ..... number..                               | (D)    | 1 824   | 581       | 1 920  | 1 624       | 588    | 1 124  | 550      |
| 200 to 499                                   |        |         |           |        |             |        |        |          |
| ..... farms..                                | 1      | 4       | 3         | 4      | 8           | 2      | 5      | 3        |
| ..... number..                               | (D)    | (D)     | 789       | (D)    | (D)         | (D)    | 1 320  | 625      |
| 500 or more                                  |        |         |           |        |             |        |        |          |
| ..... farms..                                | -      | 2       | -         | 1      | 2           | -      | -      | -        |
| ..... number..                               | -      | (D)     | -         | (D)    | (D)         | -      | -      | -        |
| Milk cows                                    |        |         |           |        |             |        |        |          |
| ..... farms, 1987..                          | 59     | 47      | 34        | 16     | 23          | 2      | 92     | 28       |
| ..... farms, 1982..                          | 86     | 81      | 53        | 28     | 61          | 15     | 122    | 69       |
| ..... number, 1987..                         | 3 733  | 2 151   | 2 209     | 204    | 1 204       | (D)    | 7 479  | 1 100    |
| ..... number, 1982..                         | 4 833  | 2 575   | 2 522     | 208    | 2 367       | 144    | 8 326  | 2 118    |
| 1987 farms by inventory:                     |        |         |           |        |             |        |        |          |
| 1 to 9                                       |        |         |           |        |             |        |        |          |
| ..... farms..                                | 12     | 14      | 9         | 11     | 9           | 2      | 19     | 11       |
| ..... number..                               | 43     | 32      | 28        | 21     | (D)         | (D)    | (D)    | (D)      |
| 10 to 19                                     |        |         |           |        |             |        |        |          |
| ..... farms..                                | 3      | 5       | 2         | 3      | -           | -      | -      | 2        |
| ..... number..                               | 34     | 65      | (D)       | (D)    | -           | -      | -      | (D)      |
| 20 to 49                                     |        |         |           |        |             |        |        |          |
| ..... farms..                                | 16     | 7       | 8         | -      | -           | -      | 7      | 5        |
| ..... number..                               | 576    | 232     | 196       | -      | -           | -      | (D)    | 164      |
| 50 to 99                                     |        |         |           |        |             |        |        |          |
| ..... farms..                                | 14     | 16      | 6         | 1      | 11          | -      | 37     | 6        |
| ..... number..                               | 916    | 1 097   | 418       | (D)    | (D)         | -      | 2 806  | 408      |
| 100 to 199                                   |        |         |           |        |             |        |        |          |
| ..... farms..                                | 12     | 5       | 8         | 1      | 3           | -      | 25     | 4        |
| ..... number..                               | (D)    | 725     | 1 031     | (D)    | 399         | -      | 3 391  | 482      |
| 200 to 499                                   |        |         |           |        |             |        |        |          |
| ..... farms..                                | 2      | -       | -         | -      | -           | -      | 4      | -        |
| ..... number..                               | (D)    | -       | -         | -      | -           | -      | 988    | -        |
| 500 or more                                  |        |         |           |        |             |        |        |          |
| ..... farms..                                | -      | -       | 1         | -      | -           | -      | -      | -        |
| ..... number..                               | -      | -       | (D)       | -      | -           | -      | -      | -        |
| Heifers and heifer calves                    |        |         |           |        |             |        |        |          |
| ..... farms, 1987..                          | 361    | 207     | 179       | 360    | 306         | 135    | 325    | 240      |
| ..... farms, 1982..                          | 505    | 291     | 264       | 479    | 465         | 207    | 427    | 385      |
| ..... number, 1987..                         | 5 400  | 5 522   | 3 435     | 4 502  | 10 133      | 1 779  | 7 871  | 3 214    |
| ..... number, 1982..                         | 7 786  | 6 775   | 5 184     | 6 873  | 8 415       | 2 344  | 8 401  | 4 486    |
| Steers, steer calves, bulls, and bull calves |        |         |           |        |             |        |        |          |
| ..... farms, 1987..                          | 389    | 221     | 194       | 374    | 335         | 142    | 318    | 271      |
| ..... farms, 1982..                          | 526    | 317     | 276       | 516    | 518         | 238    | 422    | 382      |
| ..... number, 1987..                         | 2 974  | 4 222   | 2 352     | 3 847  | 11 343      | 1 552  | 3 029  | 2 461    |
| ..... number, 1982..                         | 4 617  | 6 116   | 3 799     | 5 381  | 11 687      | 2 321  | 3 534  | 2 987    |

**Table 11. Cattle and Calves—Inventory and Sales: 1987 and 1982—Con.**

[For meaning of abbreviations and symbols, see introductory text]

| Item   | Prentiss | Quitman | Rankin | Scott  | Sharkey | Simpson | Smith  | Stone  |
|--|----------|---------|--------|--------|---------|---------|--------|--------|
| <b>INVENTORY</b>                             |          |         |        |        |         |         |        |        |
| Cattle and calves                            |          |         |        |        |         |         |        |        |
| ----- farms, 1987                            | 241      | 17      | 407    | 511    | 4       | 421     | 501    | 171    |
| ----- farms, 1982                            | 332      | 27      | 511    | 632    | 19      | 594     | 591    | 243    |
| ----- number, 1987                           | 7 570    | 946     | 24 355 | 24 189 | (D)     | 19 295  | 19 079 | 7 035  |
| ----- number, 1982                           | 11 610   | 1 205   | 28 197 | 31 520 | 2 934   | 28 495  | 25 863 | 10 376 |
| <b>Farms by inventory:</b>                   |          |         |        |        |         |         |        |        |
| 1 to 9                                       |          |         |        |        |         |         |        |        |
| ----- farms, 1987                            | 65       | 6       | 55     | 77     | 2       | 43      | 61     | 29     |
| ----- farms, 1982                            | 76       | 8       | 73     | 100    | 7       | 60      | 56     | 50     |
| ----- number, 1987                           | 349      | 21      | 321    | 463    | (D)     | 242     | 346    | 154    |
| ----- number, 1982                           | 450      | 45      | 447    | 603    | (D)     | 367     | 345    | 297    |
| 10 to 19                                     |          |         |        |        |         |         |        |        |
| ----- farms, 1987                            | 60       | -       | 71     | 97     | -       | 81      | 120    | 47     |
| ----- farms, 1982                            | 87       | 6       | 102    | 128    | 2       | 129     | 137    | 48     |
| ----- number, 1987                           | 768      | -       | 1 004  | 1 402  | -       | 1 098   | 1 653  | 667    |
| ----- number, 1982                           | 1 157    | 71      | 1 412  | 1 789  | (D)     | 1 741   | 1 926  | 652    |
| 20 to 49                                     |          |         |        |        |         |         |        |        |
| ----- farms, 1987                            | 71       | 8       | 151    | 174    | 1       | 179     | 198    | 60     |
| ----- farms, 1982                            | 105      | 6       | 190    | 207    | 3       | 242     | 234    | 91     |
| ----- number, 1987                           | 2 273    | 251     | 4 686  | 5 636  | (D)     | 5 594   | 6 023  | 1 840  |
| ----- number, 1982                           | 3 134    | 231     | 6 123  | 6 490  | (D)     | 7 352   | 7 249  | 2 785  |
| 50 to 99                                     |          |         |        |        |         |         |        |        |
| ----- farms, 1987                            | 33       | -       | 76     | 116    | -       | 78      | 89     | 20     |
| ----- farms, 1982                            | 38       | 4       | 83     | 114    | 1       | 103     | 106    | 30     |
| ----- number, 1987                           | 2 286    | -       | 5 058  | 7 757  | -       | 4 867   | 6 005  | 1 335  |
| ----- number, 1982                           | 2 433    | 292     | 5 543  | 7 810  | (D)     | 7 033   | 7 195  | 2 012  |
| 100 to 199                                   |          |         |        |        |         |         |        |        |
| ----- farms, 1987                            | 9        | 1       | 34     | 32     | 1       | 30      | 28     | 9      |
| ----- farms, 1982                            | 20       | 2       | 33     | 62     | 4       | 44      | 46     | 17     |
| ----- number, 1987                           | 1 203    | (D)     | 4 286  | 4 187  | (D)     | 3 999   | 3 795  | 1 238  |
| ----- number, 1982                           | (D)      | (D)     | 4 623  | (D)    | (D)     | (D)     | 6 100  | (D)    |
| 200 to 499                                   |          |         |        |        |         |         |        |        |
| ----- farms, 1987                            | 3        | 2       | 15     | 14     | -       | 11      | 5      | 6      |
| ----- farms, 1982                            | 5        | 1       | 25     | 19     | 1       | 14      | 12     | 5      |
| ----- number, 1987                           | 691      | (D)     | 4 879  | (D)    | -       | (D)     | 1 257  | 1 801  |
| ----- number, 1982                           | 1 161    | (D)     | 7 025  | 4 613  | (D)     | 3 716   | 3 048  | 1 159  |
| 500 or more                                  |          |         |        |        |         |         |        |        |
| ----- farms, 1987                            | -        | -       | 5      | 1      | -       | 1       | -      | -      |
| ----- farms, 1982                            | 1        | -       | 5      | 2      | 1       | 2       | -      | 2      |
| ----- number, 1987                           | -        | -       | 4 121  | (D)    | (D)     | (D)     | -      | -      |
| ----- number, 1982                           | (D)      | -       | 3 024  | (D)    | (D)     | (D)     | -      | (D)    |
| Cows and heifers that had calved             |          |         |        |        |         |         |        |        |
| ----- farms, 1987                            | 224      | 13      | 351    | 445    | 4       | 371     | 458    | 154    |
| ----- farms, 1982                            | 298      | 25      | 471    | 567    | 18      | 549     | 545    | 219    |
| ----- number, 1987                           | 4 884    | 638     | 13 739 | 15 073 | (D)     | 11 669  | 11 487 | 3 970  |
| ----- number, 1982                           | 6 530    | 645     | 15 094 | 17 600 | 1 586   | 15 958  | 14 347 | 5 630  |
| Beef cows                                    |          |         |        |        |         |         |        |        |
| ----- farms, 1987                            | 205      | 13      | 343    | 434    | 3       | 358     | 445    | 153    |
| ----- farms, 1982                            | 256      | 23      | 451    | 547    | 16      | 525     | 525    | 212    |
| ----- number, 1987                           | 3 817    | (D)     | 12 915 | 14 505 | (D)     | 11 246  | 11 289 | 3 962  |
| ----- number, 1982                           | 4 635    | (D)     | 14 459 | 16 764 | 1 581   | 14 589  | 13 922 | 5 305  |
| 1987 farms by inventory:                     |          |         |        |        |         |         |        |        |
| 1 to 9                                       |          |         |        |        |         |         |        |        |
| ----- farms                                  | 82       | 3       | 64     | 95     | 1       | 69      | 106    | 51     |
| ----- number                                 | 401      | 13      | 295    | 554    | (D)     | 361     | 623    | 271    |
| 10 to 19                                     |          |         |        |        |         |         |        |        |
| ----- farms                                  | 57       | 2       | 94     | 91     | 1       | 99      | 121    | 42     |
| ----- number                                 | 772      | (D)     | 1 294  | 1 283  | (D)     | 1 365   | 1 664  | 566    |
| 20 to 49                                     |          |         |        |        |         |         |        |        |
| ----- farms                                  | 53       | 5       | 122    | 165    | -       | 128     | 165    | 47     |
| ----- number                                 | 1 631    | 138     | 3 696  | 5 039  | -       | 3 920   | 4 951  | 1 447  |
| 50 to 99                                     |          |         |        |        |         |         |        |        |
| ----- farms                                  | 11       | 1       | 42     | 66     | -       | 47      | 41     | 5      |
| ----- number                                 | (D)      | (D)     | 2 650  | 4 659  | -       | 2 989   | 2 537  | 428    |
| 100 to 199                                   |          |         |        |        |         |         |        |        |
| ----- farms                                  | 1        | 1       | 13     | 7      | 1       | 11      | 11     | 5      |
| ----- number                                 | (D)      | (D)     | 1 675  | 1 020  | (D)     | (D)     | (D)    | 645    |
| 200 to 499                                   |          |         |        |        |         |         |        |        |
| ----- farms                                  | 1        | 1       | 7      | 8      | -       | 3       | 1      | 3      |
| ----- number                                 | (D)      | (D)     | (D)    | 1 950  | -       | (D)     | (D)    | 605    |
| 500 or more                                  |          |         |        |        |         |         |        |        |
| ----- farms                                  | -        | -       | 1      | -      | -       | 1       | -      | -      |
| ----- number                                 | -        | -       | (D)    | -      | -       | (D)     | -      | -      |
| Milk cows                                    |          |         |        |        |         |         |        |        |
| ----- farms, 1987                            | 29       | 1       | 13     | 19     | 1       | 19      | 24     | 5      |
| ----- farms, 1982                            | 55       | 2       | 40     | 41     | 5       | 44      | 46     | 17     |
| ----- number, 1987                           | 1 067    | (D)     | 824    | 568    | (D)     | 423     | 188    | 8      |
| ----- number, 1982                           | 1 895    | (D)     | 635    | 836    | 5       | 1 369   | 425    | 325    |
| 1987 farms by inventory:                     |          |         |        |        |         |         |        |        |
| 1 to 9                                       |          |         |        |        |         |         |        |        |
| ----- farms                                  | 17       | 1       | 8      | 13     | 1       | 12      | 20     | 5      |
| ----- number                                 | 46       | (D)     | 18     | 40     | (D)     | 19      | 34     | 8      |
| 10 to 19                                     |          |         |        |        |         |         |        |        |
| ----- farms                                  | -        | -       | -      | 2      | -       | 1       | 3      | -      |
| ----- number                                 | -        | -       | -      | (D)    | -       | (D)     | (D)    | -      |
| 20 to 49                                     |          |         |        |        |         |         |        |        |
| ----- farms                                  | 5        | -       | -      | 1      | -       | 2       | -      | -      |
| ----- number                                 | 192      | -       | -      | (D)    | -       | (D)     | -      | -      |
| 50 to 99                                     |          |         |        |        |         |         |        |        |
| ----- farms                                  | 3        | -       | 2      | 1      | -       | 2       | -      | -      |
| ----- number                                 | 191      | -       | (D)    | (D)    | -       | (D)     | -      | -      |
| 100 to 199                                   |          |         |        |        |         |         |        |        |
| ----- farms                                  | 4        | -       | 2      | 1      | -       | 2       | 1      | -      |
| ----- number                                 | 638      | -       | (D)    | (D)    | -       | (D)     | (D)    | -      |
| 200 to 499                                   |          |         |        |        |         |         |        |        |
| ----- farms                                  | -        | -       | 1      | 1      | -       | -       | -      | -      |
| ----- number                                 | -        | -       | (D)    | (D)    | -       | -       | -      | -      |
| 500 or more                                  |          |         |        |        |         |         |        |        |
| ----- farms                                  | -        | -       | -      | -      | -       | -       | -      | -      |
| ----- number                                 | -        | -       | -      | -      | -       | -       | -      | -      |
| Heifers and heifer calves                    |          |         |        |        |         |         |        |        |
| ----- farms, 1987                            | 166      | 10      | 338    | 384    | 2       | 345     | 400    | 138    |
| ----- farms, 1982                            | 250      | 22      | 404    | 496    | 16      | 497     | 484    | 188    |
| ----- number, 1987                           | 1 457    | 150     | 6 105  | 4 971  | (D)     | 3 941   | 3 891  | 1 670  |
| ----- number, 1982                           | 3 043    | 234     | 6 763  | 7 271  | 693     | 6 969   | 6 256  | 2 185  |
| Steers, steer calves, bulls, and bull calves |          |         |        |        |         |         |        |        |
| ----- farms, 1987                            | 184      | 14      | 354    | 436    | 3       | 363     | 439    | 150    |
| ----- farms, 1982                            | 257      | 23      | 456    | 554    | 17      | 524     | 534    | 224    |
| ----- number, 1987                           | 1 229    | 158     | 4 511  | 4 145  | (D)     | 3 685   | 3 701  | 1 395  |
| ----- number, 1982                           | 2 037    | 326     | 6 340  | 6 649  | 655     | 5 568   | 5 260  | 2 561  |

**Table 11. Cattle and Calves—Inventory and Sales: 1987 and 1982—Con.**

[For meaning of abbreviations and symbols, see introductory text]

| Item   | Sunflower | Tallahatchie | Tate   | Tippah | Tishomingo | Tunica | Union  | Walthall |
|--|-----------|--------------|--------|--------|------------|--------|--------|----------|
| <b>INVENTORY</b>                             |           |              |        |        |            |        |        |          |
| Cattle and calves                            |           |              |        |        |            |        |        |          |
| ----- farms, 1987..                          | 32        | 144          | 430    | 372    | 176        | 14     | 361    | 511      |
| ----- farms, 1982..                          | 65        | 193          | 493    | 491    | 242        | 12     | 475    | 696      |
| ----- number, 1987..                         | 2 920     | 7 211        | 25 629 | 11 233 | 5 137      | 1 025  | 10 210 | 28 473   |
| ----- number, 1982..                         | 6 634     | 9 839        | 29 657 | 13 975 | 6 467      | 1 998  | 14 810 | 39 201   |
| Farms by inventory:                          |           |              |        |        |            |        |        |          |
| 1 to 9                                       |           |              |        |        |            |        |        |          |
| ----- farms, 1987..                          | 8         | 9            | 51     | 87     | 35         | 4      | 84     | 64       |
| ----- farms, 1982..                          | 15        | 24           | 58     | 124    | 57         | 1      | 122    | 110      |
| ----- number, 1987..                         | 46        | 41           | 300    | 507    | 212        | 6      | 485    | 388      |
| ----- number, 1982..                         | 54        | 118          | 363    | 707    | 329        | (D)    | 725    | 685      |
| 10 to 19                                     |           |              |        |        |            |        |        |          |
| ----- farms, 1987..                          | 5         | 30           | 100    | 106    | 62         | 5      | 103    | 96       |
| ----- farms, 1982..                          | 5         | 26           | 113    | 121    | 70         | 3      | 123    | 133      |
| ----- number, 1987..                         | 65        | 403          | 1 418  | 1 430  | 820        | 74     | 1 396  | 1 343    |
| ----- number, 1982..                         | 71        | 379          | 1 542  | 1 650  | 952        | (D)    | 1 694  | 1 848    |
| 20 to 49                                     |           |              |        |        |            |        |        |          |
| ----- farms, 1987..                          | 5         | 57           | 158    | 116    | 51         | 2      | 125    | 179      |
| ----- farms, 1982..                          | 18        | 72           | 161    | 171    | 91         | 1      | 150    | 217      |
| ----- number, 1987..                         | 139       | 1 834        | 4 727  | 3 572  | 1 441      | (D)    | 3 642  | 5 577    |
| ----- number, 1982..                         | 639       | 2 265        | 4 953  | 5 071  | 2 734      | (D)    | 4 627  | 6 855    |
| 50 to 99                                     |           |              |        |        |            |        |        |          |
| ----- farms, 1987..                          | 8         | 31           | 64     | 45     | 21         | -      | 34     | 81       |
| ----- farms, 1982..                          | 12        | 48           | 93     | 54     | 18         | 4      | 50     | 115      |
| ----- number, 1987..                         | (D)       | 2 005        | 4 371  | 2 971  | 1 347      | -      | 2 321  | 5 269    |
| ----- number, 1982..                         | 831       | 3 181        | 6 155  | 3 683  | 1 211      | (D)    | 3 327  | 7 871    |
| 100 to 199                                   |           |              |        |        |            |        |        |          |
| ----- farms, 1987..                          | 1         | 14           | 31     | 15     | 4          | 1      | 11     | 63       |
| ----- farms, 1982..                          | 5         | 16           | 38     | 20     | 3          | -      | 26     | 88       |
| ----- number, 1987..                         | (D)       | 1 825        | 4 316  | 1 978  | 514        | (D)    | 1 540  | 8 657    |
| ----- number, 1982..                         | (D)       | (D)          | 5 135  | (D)    | 351        | -      | 3 578  | 11 938   |
| 200 to 499                                   |           |              |        |        |            |        |        |          |
| ----- farms, 1987..                          | 4         | 3            | 18     | 3      | 3          | 2      | 4      | 27       |
| ----- farms, 1982..                          | 8         | 6            | 25     | 1      | 3          | 2      | 4      | 29       |
| ----- number, 1987..                         | 1 350     | 1 103        | 5 248  | 775    | 803        | (D)    | 826    | (D)      |
| ----- number, 1982..                         | 2 872     | 1 434        | 7 429  | (D)    | 890        | (D)    | 859    | 7 774    |
| 500 or more                                  |           |              |        |        |            |        |        |          |
| ----- farms, 1987..                          | 1         | -            | 8      | -      | -          | -      | -      | 1        |
| ----- farms, 1982..                          | 2         | 1            | 5      | -      | -          | 1      | -      | 4        |
| ----- number, 1987..                         | (D)       | -            | 5 249  | -      | -          | -      | -      | (D)      |
| ----- number, 1982..                         | (D)       | (D)          | 4 080  | -      | -          | (D)    | -      | 2 230    |
| Cows and heifers that had calved             |           |              |        |        |            |        |        |          |
| ----- farms, 1987..                          | 28        | 137          | 397    | 341    | 168        | 14     | 335    | 451      |
| ----- farms, 1982..                          | 53        | 181          | 450    | 449    | 221        | 12     | 430    | 526      |
| ----- number, 1987..                         | 1 744     | 4 662        | 15 761 | 6 679  | 3 255      | 654    | 5 911  | 16 917   |
| ----- number, 1982..                         | 3 315     | 5 659        | 15 641 | 7 853  | 3 679      | 1 043  | 8 294  | 21 737   |
| Beef cows                                    |           |              |        |        |            |        |        |          |
| ----- farms, 1987..                          | 28        | 135          | 364    | 299    | 159        | 11     | 313    | 374      |
| ----- farms, 1982..                          | 52        | 179          | 416    | 366    | 203        | 11     | 380    | 513      |
| ----- number, 1987..                         | 1 744     | (D)          | 12 045 | 5 284  | 3 059      | 650    | 5 090  | 9 235    |
| ----- number, 1982..                         | (D)       | 5 609        | 11 559 | 6 290  | 3 383      | (D)    | 6 419  | 12 309   |
| 1987 farms by inventory:                     |           |              |        |        |            |        |        |          |
| 1 to 9                                       |           |              |        |        |            |        |        |          |
| ----- farms..                                | 7         | 24           | 81     | 118    | 60         | 5      | 118    | 101      |
| ----- number..                               | 30        | 133          | 484    | 631    | 360        | 25     | 597    | 554      |
| 10 to 19                                     |           |              |        |        |            |        |        |          |
| ----- farms..                                | 5         | 29           | 124    | 79     | 53         | 1      | 118    | 93       |
| ----- number..                               | 65        | 400          | 1 654  | 1 083  | 692        | (D)    | 1 558  | 1 239    |
| 20 to 49                                     |           |              |        |        |            |        |        |          |
| ----- farms..                                | 9         | 54           | 108    | 84     | 35         | 2      | 63     | 137      |
| ----- number..                               | 311       | 1 583        | 3 084  | 2 342  | 982        | (D)    | 1 774  | 3 808    |
| 50 to 99                                     |           |              |        |        |            |        |        |          |
| ----- farms..                                | 1         | 17           | 31     | 16     | 8          | 1      | 10     | 33       |
| ----- number..                               | (D)       | 1 052        | 2 098  | (D)    | 432        | (D)    | 717    | 2 066    |
| 100 to 199                                   |           |              |        |        |            |        |        |          |
| ----- farms..                                | 2         | 9            | 11     | 2      | 1          | -      | 4      | 6        |
| ----- number..                               | (D)       | 1 018        | 1 400  | (D)    | (D)        | -      | 444    | 668      |
| 200 to 499                                   |           |              |        |        |            |        |        |          |
| ----- farms..                                | 4         | 2            | 9      | -      | 2          | 2      | -      | 4        |
| ----- number..                               | 991       | (D)          | 3 325  | -      | (D)        | (D)    | -      | 900      |
| 500 or more                                  |           |              |        |        |            |        |        |          |
| ----- farms..                                | -         | -            | -      | -      | -          | -      | -      | -        |
| ----- number..                               | -         | -            | -      | -      | -          | -      | -      | -        |
| Milk cows                                    |           |              |        |        |            |        |        |          |
| ----- farms, 1987..                          | -         | 2            | 49     | 52     | 14         | 4      | 35     | 98       |
| ----- farms, 1982..                          | 1         | 7            | 55     | 91     | 27         | 2      | 79     | 155      |
| ----- number, 1987..                         | -         | (D)          | 3 716  | 1 395  | 196        | 4      | 821    | 7 682    |
| ----- number, 1982..                         | (D)       | 50           | 4 082  | 1 563  | 296        | (D)    | 1 875  | 9 428    |
| 1987 farms by inventory:                     |           |              |        |        |            |        |        |          |
| 1 to 9                                       |           |              |        |        |            |        |        |          |
| ----- farms..                                | -         | 2            | 17     | 31     | 10         | 4      | 16     | 15       |
| ----- number..                               | -         | (D)          | 49     | 76     | 11         | 4      | 28     | 30       |
| 10 to 19                                     |           |              |        |        |            |        |        |          |
| ----- farms..                                | -         | -            | 1      | 4      | -          | -      | 2      | 3        |
| ----- number..                               | -         | -            | (D)    | 46     | -          | -      | (D)    | 41       |
| 20 to 49                                     |           |              |        |        |            |        |        |          |
| ----- farms..                                | -         | -            | 2      | 5      | 2          | -      | 10     | 12       |
| ----- number..                               | -         | -            | (D)    | 172    | (D)        | -      | 311    | 424      |
| 50 to 99                                     |           |              |        |        |            |        |        |          |
| ----- farms..                                | -         | -            | 14     | 9      | 2          | -      | 6      | 33       |
| ----- number..                               | -         | -            | 1 048  | 631    | (D)        | -      | 357    | 2 445    |
| 100 to 199                                   |           |              |        |        |            |        |        |          |
| ----- farms..                                | -         | -            | 12     | 3      | -          | -      | 1      | 32       |
| ----- number..                               | -         | -            | 1 671  | 470    | -          | -      | (D)    | 4 127    |
| 200 to 499                                   |           |              |        |        |            |        |        |          |
| ----- farms..                                | -         | -            | 3      | -      | -          | -      | -      | 3        |
| ----- number..                               | -         | -            | 895    | -      | -          | -      | -      | 615      |
| 500 or more                                  |           |              |        |        |            |        |        |          |
| ----- farms..                                | -         | -            | -      | -      | -          | -      | -      | -        |
| ----- number..                               | -         | -            | -      | -      | -          | -      | -      | -        |
| Heifers and heifer calves                    |           |              |        |        |            |        |        |          |
| ----- farms, 1987..                          | 26        | 121          | 334    | 277    | 117        | 9      | 261    | 404      |
| ----- farms, 1982..                          | 52        | 165          | 419    | 380    | 184        | 12     | 374    | 580      |
| ----- number, 1987..                         | 617       | 1 550        | 5 793  | 2 635  | 1 068      | 141    | 2 357  | 7 799    |
| ----- number, 1982..                         | 1 359     | 2 096        | 7 962  | 3 594  | 1 522      | 510    | 3 741  | 11 455   |
| Steers, steer calves, bulls, and bull calves |           |              |        |        |            |        |        |          |
| ----- farms, 1987..                          | 29        | 124          | 357    | 296    | 135        | 9      | 285    | 406      |
| ----- farms, 1982..                          | 62        | 181          | 429    | 380    | 203        | 11     | 377    | 581      |
| ----- number, 1987..                         | 559       | 999          | 4 075  | 1 919  | 814        | 230    | 1 942  | 3 757    |
| ----- number, 1982..                         | 1 960     | 2 084        | 6 054  | 2 528  | 1 266      | 445    | 2 775  | 6 009    |

**Table 11. Cattle and Calves—Inventory and Sales: 1987 and 1982—Con.**

[For meaning of abbreviations and symbols, see introductory text]

| Item   | Warren | Washington | Wayne  | Webster | Wilkinson | Winston | Yalobusha | Yazoo  |
|--|--------|------------|--------|---------|-----------|---------|-----------|--------|
| <b>INVENTORY</b>   |        |            |        |         |           |         |           |        |
| Cattle and calves ----- farms, 1987--                            | 129    | 44         | 355    | 190     | 176       | 456     | 208       | 309    |
| ----- farms, 1982--  | 196    | 49         | 395    | 285     | 218       | 618     | 273       | 380    |
| ----- number, 1987--   | 7 082  | 1 645      | 14 340 | 7 873   | 15 551    | 18 342  | 9 005     | 20 158 |
| ----- number, 1982--   | 9 908  | 3 492      | 14 767 | 11 125  | 20 212    | 26 184  | 11 726    | 25 076 |
| Farms by inventory:  |        |            |        |         |           |         |           |        |
| 1 to 9 ----- farms, 1987--                                       | 22     | 15         | 62     | 25      | 28        | 71      | 32        | 46     |
| ----- farms, 1982--  | 42     | 8          | 76     | 61      | 29        | 93      | 50        | 36     |
| ----- number, 1987--   | 131    | 83         | 372    | 169     | 157       | 435     | 201       | 290    |
| ----- number, 1982--   | 230    | 42         | 459    | 368     | 166       | 526     | 322       | 206    |
| 10 to 19 ----- farms, 1987--                                     | 24     | 12         | 106    | 42      | 33        | 96      | 37        | 48     |
| ----- farms, 1982--  | 68     | 7          | 105    | 66      | 39        | 130     | 62        | 80     |
| ----- number, 1987--   | 330    | 173        | 1 511  | 582     | 449       | 1 324   | 517       | 651    |
| ----- number, 1982--   | 930    | 79         | 1 433  | 900     | 540       | 1 843   | 905       | 1 146  |
| 20 to 49 ----- farms, 1987--                                     | 41     | 9          | 116    | 74      | 44        | 174     | 88        | 107    |
| ----- farms, 1982--  | 44     | 12         | 130    | 96      | 70        | 258     | 107       | 118    |
| ----- number, 1987--   | 1 256  | 286        | 3 707  | 2 147   | 1 360     | 5 113   | 2 787     | 3 509  |
| ----- number, 1982--   | 1 274  | 421        | 3 869  | 2 942   | 2 233     | 7 757   | 3 396     | 3 719  |
| 50 to 99 ----- farms, 1987--                                     | 23     | 4          | 48     | 30      | 38        | 75      | 32        | 59     |
| ----- farms, 1982--  | 22     | 15         | 59     | 41      | 37        | 84      | 31        | 78     |
| ----- number, 1987--   | 1 649  | 297        | 3 286  | 1 944   | 2 451     | 4 978   | 2 054     | 4 217  |
| ----- number, 1982--   | 1 543  | 1 090      | 3 978  | 2 593   | 2 546     | 5 666   | 1 943     | 5 206  |
| 100 to 199 ----- farms, 1987--                                   | 16     | 2          | 16     | 15      | 22        | 32      | 13        | 30     |
| ----- farms, 1982--  | 11     | 1          | 19     | 16      | 21        | 42      | 11        | 21     |
| ----- number, 1987--   | 2 116  | (D)        | 2 005  | 2 045   | (D)       | 4 300   | 1 791     | 3 801  |
| ----- number, 1982--   | 1 510  | (D)        | (D)    | (D)     | 2 780     | 5 526   | (D)       | 2 956  |
| 200 to 499 ----- farms, 1987--                                   | 1      | 2          | 5      | 4       | 5         | 8       | 6         | 16     |
| ----- farms, 1982--  | 6      | 6          | 4      | 4       | 16        | 7       | 10        | 21     |
| ----- number, 1987--   | (D)    | (D)        | (D)    | 986     | (D)       | 2 192   | 1 675     | 4 590  |
| ----- number, 1982--   | 1 721  | (D)        | 920    | 1 132   | 4 463     | 1 894   | 2 829     | 6 795  |
| 500 or more ----- farms, 1987--                                  | 2      | -          | 2      | -       | 6         | -       | -         | 3      |
| ----- farms, 1982--  | 3      | -          | 2      | -       | 4         | -       | -         | 6      |
| ----- number, 1987--   | (D)    | -          | (D)    | -       | 6 792     | -       | -         | 3 100  |
| ----- number, 1982--   | 2 700  | -          | (D)    | (D)     | 7 484     | 2 972   | (D)       | 5 048  |
| Cows and heifers that had calved ----- farms, 1987--             | 111    | 28         | 311    | 172     | 142       | 411     | 192       | 288    |
| ----- farms, 1982--  | 178    | 48         | 364    | 262     | 204       | 582     | 261       | 340    |
| ----- number, 1987--   | 4 256  | 895        | 7 940  | 4 963   | 9 445     | 11 377  | 5 299     | 11 909 |
| ----- number, 1982--   | 5 602  | 1 898      | 7 673  | 5 843   | 13 250    | 16 281  | 6 896     | 14 265 |
| Beef cows ----- farms, 1987--                                    | 111    | 28         | 308    | 162     | 138       | 390     | 186       | 282    |
| ----- farms, 1982--  | 172    | 47         | 352    | 250     | 201       | 541     | 254       | 332    |
| ----- number, 1987--   | (D)    | (D)        | 7 899  | 4 462   | (D)       | 10 179  | 5 029     | 11 685 |
| ----- number, 1982--   | 5 574  | (D)        | 7 612  | 5 312   | (D)       | 13 716  | 6 485     | 14 084 |
| 1987 farms by inventory:   |        |            |        |         |           |         |           |        |
| 1 to 9 ----- farms--   | 29     | 12         | 116    | 43      | 25        | 91      | 50        | 60     |
| ----- number--   | (D)    | (D)        | 631    | 260     | (D)       | 510     | 253       | 310    |
| 10 to 19 ----- farms--   | 22     | 6          | 63     | 48      | 26        | 124     | 50        | 54     |
| ----- number--   | 311    | 86         | 885    | 692     | 349       | 1 738   | 713       | 743    |
| 20 to 49 ----- farms--   | 30     | 3          | 95     | 49      | 46        | 129     | 63        | 106    |
| ----- number--   | 921    | 85         | 2 791  | 1 486   | 1 422     | 3 767   | 1 820     | 3 242  |
| 50 to 99 ----- farms--   | 24     | 4          | 28     | 18      | 20        | 35      | 12        | 40     |
| ----- number--   | 1 615  | 245        | 1 862  | 1 326   | 1 297     | 2 343   | 797       | 2 654  |
| 100 to 199 ----- farms--   | 3      | 3          | 3      | 3       | 14        | 9       | 10        | 13     |
| ----- number--   | 300    | 425        | 428    | (D)     | 1 843     | (D)     | (D)       | 1 725  |
| 200 to 499 ----- farms--   | 3      | -          | 2      | -       | 4         | 2       | 1         | 8      |
| ----- number--   | 950    | -          | (D)    | (D)     | 1 419     | (D)     | (D)       | (D)    |
| 500 or more ----- farms--  | -      | -          | 1      | -       | 3         | -       | -         | 1      |
| ----- number--   | -      | -          | (D)    | -       | 2 500     | -       | -         | (D)    |
| Milk cows ----- farms, 1987--                                    | 1      | 1          | 20     | 12      | 7         | 29      | 9         | 16     |
| ----- farms, 1982--  | 9      | 3          | 31     | 25      | 13        | 77      | 20        | 18     |
| ----- number, 1987--   | (D)    | (D)        | 41     | 501     | (D)       | 1 198   | 270       | 224    |
| ----- number, 1982--   | 28     | (D)        | 61     | 531     | (D)       | 2 565   | 411       | 181    |
| 1987 farms by inventory:   |        |            |        |         |           |         |           |        |
| 1 to 9 ----- farms--   | 1      | 1          | 20     | 5       | 5         | 12      | 4         | 12     |
| ----- number--   | (D)    | (D)        | 41     | 15      | 6         | (D)     | 24        | 31     |
| 10 to 19 ----- farms--   | -      | -          | -      | -       | -         | 2       | -         | 1      |
| ----- number--   | -      | -          | -      | -       | -         | (D)     | -         | (D)    |
| 20 to 49 ----- farms--   | -      | -          | -      | 2       | 1         | 4       | 4         | 1      |
| ----- number--   | -      | -          | -      | (D)     | (D)       | 120     | (D)       | (D)    |
| 50 to 99 ----- farms--   | -      | -          | -      | 3       | -         | 6       | -         | 2      |
| ----- number--   | -      | -          | -      | 156     | -         | 417     | -         | (D)    |
| 100 to 199 ----- farms--   | -      | -          | -      | 2       | -         | 5       | 1         | -      |
| ----- number--   | -      | -          | -      | (D)     | -         | 596     | (D)       | -      |
| 200 to 499 ----- farms--   | -      | -          | -      | -       | 1         | -       | -         | -      |
| ----- number--   | -      | -          | -      | -       | (D)       | -       | -         | -      |
| 500 or more ----- farms--  | -      | -          | -      | -       | -         | -       | -         | -      |
| ----- number--   | -      | -          | -      | -       | -         | -       | -         | -      |
| Heifers and heifer calves ----- farms, 1987--                    | 103    | 39         | 269    | 139     | 146       | 354     | 178       | 265    |
| ----- farms, 1982--  | 166    | 38         | 304    | 223     | 173       | 485     | 222       | 307    |
| ----- number, 1987--   | 1 704  | 367        | 3 372  | 1 616   | 3 355     | 4 072   | 2 090     | 4 625  |
| ----- number, 1982--   | 2 622  | 867        | 3 972  | 3 115   | 3 774     | 5 865   | 2 750     | 5 645  |
| Steers, steer calves, bulls, and bull calves ----- farms, 1987-- | 113    | 39         | 315    | 164     | 148       | 382     | 185       | 279    |
| ----- farms, 1982--  | 175    | 41         | 337    | 245     | 192       | 519     | 245       | 329    |
| ----- number, 1987--   | 1 122  | 383        | 3 028  | 1 294   | 2 751     | 2 893   | 1 616     | 3 624  |
| ----- number, 1982--   | 1 684  | 727        | 3 122  | 2 167   | 3 188     | 4 038   | 2 080     | 5 166  |



**Table 11. Cattle and Calves—Inventory and Sales: 1987 and 1982—Con.**

[For meaning of abbreviations and symbols, see introductory text]

| Item   | Mississippi | Adams | Alcorn | Amite  | Attala | Benton | Bolivar |
|--|-------------|-------|--------|--------|--------|--------|---------|
| <b>SALES</b>   |             |       |        |        |        |        |         |
| Dairy products sold ----- farms, 1987..                            | 895         | 1     | 18     | 46     | 8      | -      | -       |
| 1982..   | 1 292       | -     | 15     | 67     | 12     | -      | -       |
| \$1,000, 1987..  | 99 080      | (D)   | 817    | 7 292  | 474    | -      | -       |
| 1982..   | 121 729     | -     | 432    | 8 742  | 620    | -      | -       |
| Cattle and calves sold ----- farms, 1987..                         | 22 087      | 102   | 254    | 451    | 322    | 147    | 16      |
| 1982..   | 27 466      | 132   | 302    | 589    | 405    | 190    | 38      |
| number, 1987..   | 638 685     | 2 905 | 3 853  | 17 577 | 5 550  | 3 444  | 480     |
| 1982..   | 704 606     | 3 180 | 4 253  | 19 219 | 8 266  | 3 298  | 2 064   |
| \$1,000, 1987..  | 212 736     | 940   | 1 146  | 5 360  | 1 660  | 974    | 202     |
| 1982..   | 192 687     | 700   | 966    | 5 236  | 2 248  | 852    | 503     |
| 1987 farms by number sold:   |             |       |        |        |        |        |         |
| 1 to 9 ----- farms..   | 8 488       | 47    | 121    | 147    | 135    | 60     | 7       |
| number..   | 43 211      | 268   | 512    | 745    | 671    | 311    | 41      |
| 10 to 19 ----- farms..   | 5 718       | 19    | 65     | 98     | 92     | 25     | 5       |
| number..   | 77 007      | 259   | 865    | 1 303  | 1 219  | 321    | 67      |
| 20 to 49 ----- farms..   | 5 259       | 20    | 57     | 121    | 79     | 45     | 3       |
| number..   | 156 835     | 613   | 1 636  | 3 608  | 2 389  | 1 311  | (D)     |
| 50 to 99 ----- farms..   | 1 712       | 9     | 10     | 60     | 13     | 12     | -       |
| number..   | 113 429     | 565   | (D)    | 3 985  | (D)    | (D)    | -       |
| 100 to 199 ----- farms..   | 558         | 5     | 1      | 14     | 2      | 5      | -       |
| number..   | 73 167      | (D)   | (D)    | 1 989  | (D)    | (D)    | -       |
| 200 to 499 ----- farms..   | 270         | 2     | -      | 10     | 1      | -      | 1       |
| number..   | 79 069      | (D)   | -      | (D)    | (D)    | -      | (D)     |
| 500 or more ----- farms..  | 82          | -     | -      | 1      | -      | -      | -       |
| number..   | 95 967      | -     | -      | (D)    | -      | -      | -       |
| Calves sold ----- farms, 1987..                                    | 18 975      | 92    | 206    | 397    | 267    | 119    | 13      |
| 1982..   | 23 329      | 127   | 233    | 521    | 342    | 149    | 27      |
| number, 1987..   | 346 803     | 1 549 | 2 365  | 8 468  | 3 695  | 2 303  | (D)     |
| 1982..   | 383 761     | 2 313 | 2 589  | 9 804  | 4 727  | 1 897  | 562     |
| \$1,000, 1987..  | 90 737      | 409   | 581    | 1 869  | 986    | 536    | (D)     |
| 1982..   | 77 976      | 452   | 489    | 1 927  | 950    | 399    | 108     |
| 1987 farms by number sold:   |             |       |        |        |        |        |         |
| 1 to 9 ----- farms..   | 9 229       | 48    | 121    | 175    | 127    | 58     | 10      |
| number..   | 43 469      | 228   | 476    | 839    | 618    | 297    | (D)     |
| 10 to 19 ----- farms..   | 4 762       | 18    | 41     | 92     | 87     | 25     | 3       |
| number..   | 62 871      | 259   | 534    | 1 223  | 1 123  | 339    | 33      |
| 20 to 49 ----- farms..   | 3 779       | 18    | 42     | 104    | 46     | 27     | -       |
| number..   | 108 103     | 532   | (D)    | 3 067  | 1 274  | 782    | -       |
| 50 to 99 ----- farms..   | 873         | 8     | 1      | 16     | 5      | 5      | -       |
| number..   | 56 354      | 530   | (D)    | 1 041  | (D)    | (D)    | -       |
| 100 to 199 ----- farms..   | 224         | -     | 1      | 4      | 1      | 4      | -       |
| number..   | 28 595      | -     | (D)    | 460    | (D)    | (D)    | -       |
| 200 to 499 ----- farms..   | 94          | -     | -      | 6      | 1      | -      | -       |
| number..   | 27 663      | -     | -      | 1 838  | (D)    | -      | -       |
| 500 or more ----- farms..  | 14          | -     | -      | -      | -      | -      | -       |
| number..   | 19 748      | -     | -      | -      | -      | -      | -       |
| Cattle sold ----- farms, 1987..                                    | 13 533      | 64    | 164    | 285    | 171    | 84     | 14      |
| 1982..   | 16 560      | 63    | 202    | 382    | 242    | 120    | 28      |
| number, 1987..   | 291 882     | 1 356 | 1 488  | 9 109  | 1 855  | 1 141  | (D)     |
| 1982..   | 320 845     | 867   | 1 664  | 9 415  | 3 539  | 1 401  | 1 502   |
| \$1,000, 1987..  | 121 999     | 531   | 565    | 3 492  | 674    | 438    | (D)     |
| 1982..   | 114 711     | 248   | 477    | 3 309  | 1 298  | 454    | 395     |
| 1987 farms by number sold:   |             |       |        |        |        |        |         |
| 1 to 9 ----- farms..   | 8 248       | 43    | 113    | 131    | 118    | 54     | 7       |
| number..   | 31 060      | 164   | 425    | 529    | 457    | 216    | 29      |
| 10 to 19 ----- farms..   | 2 408       | 5     | 30     | 60     | 21     | 13     | 5       |
| number..   | 31 400      | 67    | 369    | 761    | 271    | 184    | 66      |
| 20 to 49 ----- farms..   | 1 896       | 8     | 17     | 58     | 27     | 13     | 1       |
| number..   | 54 672      | 222   | 452    | 1 644  | 806    | 399    | (D)     |
| 50 to 99 ----- farms..   | 561         | 4     | 4      | 22     | 4      | 3      | -       |
| number..   | 36 523      | 258   | 248    | 1 396  | (D)    | (D)    | -       |
| 100 to 199 ----- farms..   | 238         | 3     | -      | 10     | 1      | 1      | -       |
| number..   | 30 882      | (D)   | -      | 1 304  | (D)    | (D)    | -       |
| 200 to 499 ----- farms..   | 135         | 1     | -      | 3      | -      | -      | 1       |
| number..   | 39 393      | (D)   | -      | (D)    | -      | -      | (D)     |
| 500 or more ----- farms..  | 57          | -     | -      | 1      | -      | -      | -       |
| number..   | 67 952      | -     | -      | (D)    | -      | -      | -       |
| Cattle fattened on grain and concentrates sold ----- farms, 1987.. | 1 021       | 4     | 15     | 21     | 10     | 11     | -       |
| 1982..   | 1 823       | 5     | 26     | 23     | 21     | 11     | 1       |
| number, 1987..   | 28 127      | (D)   | 133    | 441    | 49     | 127    | -       |
| 1982..   | 32 342      | 36    | 154    | 538    | 479    | 137    | (D)     |
| \$1,000, 1987..  | 13 567      | (D)   | 50     | 146    | 24     | 59     | -       |
| 1982..   | 12 896      | 8     | 35     | 193    | 251    | 47     | (D)     |
| 1987 farms by number sold:   |             |       |        |        |        |        |         |
| 1 to 9 ----- farms..   | 580         | 2     | 10     | 8      | 9      | 9      | -       |
| number..   | 2 162       | (D)   | 38     | 40     | (D)    | (D)    | -       |
| 10 to 19 ----- farms..   | 190         | -     | 3      | 6      | 1      | -      | -       |
| number..   | 2 466       | -     | (D)    | 83     | (D)    | -      | -       |
| 20 to 49 ----- farms..   | 156         | -     | 2      | 4      | -      | 1      | -       |
| number..   | 4 519       | -     | (D)    | 113    | -      | (D)    | -       |
| 50 to 99 ----- farms..   | 56          | -     | -      | 3      | -      | 1      | -       |
| number..   | 3 594       | -     | -      | 205    | -      | (D)    | -       |
| 100 to 199 ----- farms..   | 15          | 1     | -      | -      | -      | -      | -       |
| number..   | 1 948       | (D)   | -      | -      | -      | -      | -       |
| 200 to 499 ----- farms..   | 16          | 1     | -      | -      | -      | -      | -       |
| number..   | 4 965       | (D)   | -      | -      | -      | -      | -       |
| 500 or more ----- farms..  | 8           | -     | -      | -      | -      | -      | -       |
| number..   | 8 473       | -     | -      | -      | -      | -      | -       |

Table 11. **Cattle and Calves—Inventory and Sales: 1987 and 1982—Con.**

[For meaning of abbreviations and symbols, see introductory text.]

| Item   | Calhoun | Carroll | Chickasaw | Choctaw | Claiborne | Clarke | Clay   |
|--|---------|---------|-----------|---------|-----------|--------|--------|
| <b>SALES</b>   |         |         |           |         |           |        |        |
| Dairy products sold ----- farms, 1987..                            | 2       | 2       | 16        | 6       | 1         | 4      | 12     |
| 1982..   | 6       | 1       | 21        | 4       | 1         | 5      | 26     |
| \$1,000, 1987..  | (D)     | (D)     | 749       | (D)     | (D)       | 183    | 898    |
| 1982..   | 246     | (D)     | 1 112     | (D)     | (D)       | 341    | 1 825  |
| Cattle and calves sold ----- farms, 1987..                         | 237     | 315     | 297       | 164     | 174       | 274    | 272    |
| 1982..   | 270     | 336     | 334       | 233     | 190       | 335    | 311    |
| number, 1987..   | 6 304   | 14 382  | 19 725    | 3 531   | 9 043     | 6 438  | 19 633 |
| 1982..   | 5 986   | 9 244   | 18 108    | 4 729   | 19 633    | 6 637  | 13 090 |
| \$1,000, 1987..  | 2 179   | 6 445   | 6 985     | 1 075   | 4 031     | 1 978  | 6 361  |
| 1982..   | 1 581   | 2 533   | 6 349     | 1 306   | 6 353     | 1 678  | 3 883  |
| 1987 farms by number sold:   |         |         |           |         |           |        |        |
| 1 to 9 ----- farms..   | 75      | 105     | 117       | 80      | 71        | 96     | 80     |
| number..   | 391     | 545     | 541       | 445     | 299       | 490    | 382    |
| 10 to 19 ----- farms..   | 78      | 82      | 68        | 41      | 34        | 80     | 65     |
| number..   | 1 088   | 1 121   | 905       | 553     | 468       | 1 078  | 868    |
| 20 to 49 ----- farms..   | 53      | 83      | 58        | 29      | 43        | 68     | 68     |
| number..   | 1 537   | 2 527   | 1 859     | 856     | 1 262     | 1 973  | 2 019  |
| 50 to 99 ----- farms..   | 22      | 33      | 27        | 9       | 8         | 19     | 35     |
| number..   | 1 473   | 2 162   | 1 936     | 515     | 591       | 1 216  | 2 476  |
| 100 to 199 ----- farms..   | 5       | 5       | 11        | 3       | 13        | 9      | 11     |
| number..   | 535     | 640     | (D)       | (D)     | (D)       | (D)    | 1 540  |
| 200 to 499 ----- farms..   | 4       | 5       | 11        | 1       | 2         | 2      | 8      |
| number..   | 1 280   | (D)     | (D)       | (D)     | (D)       | (D)    | 2 608  |
| 500 or more ----- farms..  | -       | 2       | 5         | 1       | 3         | -      | 5      |
| number..   | -       | (D)     | 10 121    | (D)     | 4 183     | -      | 9 740  |
| Calves sold ----- farms, 1987..                                    | 194     | 270     | 217       | 140     | 149       | 244    | 203    |
| 1982..   | 220     | 290     | 285       | 201     | 163       | 297    | 266    |
| number, 1987..   | 4 197   | 4 640   | 8 933     | 1 944   | 2 947     | 3 868  | 10 917 |
| 1982..   | 3 339   | 4 979   | 9 096     | 2 815   | 2 755     | 4 205  | 4 790  |
| \$1,000, 1987..  | 1 260   | 1 301   | 2 439     | 475     | 749       | 1 055  | 3 004  |
| 1982..   | 717     | 1 053   | 2 003     | 598     | 567       | 899    | 902    |
| 1987 farms by number sold:   |         |         |           |         |           |        |        |
| 1 to 9 ----- farms..   | 84      | 117     | 91        | 79      | 79        | 111    | 90     |
| number..   | 454     | 573     | 411       | 411     | 339       | 519    | 403    |
| 10 to 19 ----- farms..   | 49      | 74      | 58        | 35      | 28        | 65     | 58     |
| number..   | 667     | 950     | 726       | 460     | 338       | 862    | 775    |
| 20 to 49 ----- farms..   | 45      | 61      | 39        | 20      | 27        | 56     | 34     |
| number..   | 1 258   | 1 708   | 1 110     | 591     | 739       | 1 617  | 932    |
| 50 to 99 ----- farms..   | 10      | 16      | 19        | 5       | 6         | 9      | 17     |
| number..   | 571     | (D)     | 1 350     | (D)     | 377       | 525    | 1 117  |
| 100 to 199 ----- farms..   | 4       | 1       | 6         | 1       | 9         | 3      | 2      |
| number..   | (D)     | (D)     | 736       | (D)     | 1 154     | 345    | (D)    |
| 200 to 499 ----- farms..   | 2       | 1       | 3         | -       | -         | -      | 1      |
| number..   | (D)     | (D)     | (D)       | -       | -         | -      | (D)    |
| 500 or more ----- farms..  | -       | -       | 1         | -       | -         | -      | 1      |
| number..   | -       | -       | (D)       | -       | -         | -      | (D)    |
| Cattle sold ----- farms, 1987..                                    | 144     | 180     | 194       | 97      | 95        | 155    | 189    |
| 1982..   | 154     | 194     | 184       | 132     | 117       | 207    | 179    |
| number, 1987..   | 2 107   | 9 742   | 10 792    | 1 587   | 6 096     | 2 570  | 8 716  |
| 1982..   | 2 647   | 4 265   | 9 012     | 1 914   | 16 878    | 2 432  | 8 300  |
| \$1,000, 1987..  | 919     | 5 144   | 4 546     | 600     | 3 281     | 923    | 3 357  |
| 1982..   | 864     | 1 480   | 4 346     | 708     | 5 785     | 779    | 2 980  |
| 1987 farms by number sold:   |         |         |           |         |           |        |        |
| 1 to 9 ----- farms..   | 88      | 100     | 104       | 70      | 47        | 97     | 86     |
| number..   | 349     | 392     | 382       | 254     | 145       | 356    | 315    |
| 10 to 19 ----- farms..   | 30      | 34      | 36        | 14      | 17        | 25     | 28     |
| number..   | 365     | 461     | 494       | 164     | 222       | 314    | 389    |
| 20 to 49 ----- farms..   | 14      | 28      | 32        | 8       | 20        | 22     | 40     |
| number..   | 444     | 873     | 1 023     | 206     | 569       | 634    | 1 149  |
| 50 to 99 ----- farms..   | 10      | 9       | 4         | 3       | 4         | 6      | 15     |
| number..   | (D)     | 651     | 322       | (D)     | 231       | 341    | 1 062  |
| 100 to 199 ----- farms..   | 1       | 5       | 8         | -       | 2         | 4      | 8      |
| number..   | (D)     | 650     | (D)       | -       | (D)       | (D)    | 1 143  |
| 200 to 499 ----- farms..   | 1       | 2       | 6         | 1       | 2         | 1      | 10     |
| number..   | (D)     | (D)     | (D)       | (D)     | (D)       | (D)    | (D)    |
| 500 or more ----- farms..  | -       | 2       | 4         | 1       | 3         | -      | 2      |
| number..   | -       | (D)     | 6 121     | (D)     | 4 183     | -      | (D)    |
| Cattle fattened on grain and concentrates sold ----- farms, 1987.. | 20      | 11      | 11        | 5       | 4         | 19     | 9      |
| 1982..   | 27      | 13      | 18        | 10      | 11        | 21     | 7      |
| number, 1987..   | 613     | 1 029   | 928       | 53      | (D)       | 239    | 114    |
| 1982..   | 623     | 355     | (D)       | 70      | (D)       | 257    | (D)    |
| \$1,000, 1987..  | 349     | 509     | 439       | 17      | (D)       | 69     | 52     |
| 1982..   | 200     | 122     | (D)       | 24      | (D)       | 74     | (D)    |
| 1987 farms by number sold:   |         |         |           |         |           |        |        |
| 1 to 9 ----- farms..   | 9       | 4       | 2         | 3       | 3         | 15     | 5      |
| number..   | 34      | 15      | (D)       | (D)     | 5         | 71     | (D)    |
| 10 to 19 ----- farms..   | 3       | -       | 4         | 1       | -         | 1      | 1      |
| number..   | 44      | -       | 47        | (D)     | -         | (D)    | (D)    |
| 20 to 49 ----- farms..   | 4       | 3       | 1         | 1       | -         | 2      | 3      |
| number..   | 119     | 74      | (D)       | (D)     | -         | (D)    | 94     |
| 50 to 99 ----- farms..   | 3       | 1       | 2         | -       | -         | 1      | -      |
| number..   | (D)     | (D)     | (D)       | -       | -         | (D)    | -      |
| 100 to 199 ----- farms..   | -       | 2       | -         | -       | -         | -      | -      |
| number..   | -       | (D)     | -         | -       | -         | -      | -      |
| 200 to 499 ----- farms..   | 1       | -       | 1         | -       | -         | -      | -      |
| number..   | (D)     | -       | (D)       | -       | -         | -      | -      |
| 500 or more ----- farms..  | -       | 1       | 1         | -       | 1         | -      | -      |
| number..   | -       | (D)     | (D)       | -       | (D)       | -      | -      |

**Table 11. Cattle and Calves—Inventory and Sales: 1987 and 1982—Con.**

[For meaning of abbreviations and symbols, see introductory text]

| Item   | Coahoma | Copiah | Covington | De Soto | Forrest | Franklin | George |
|--|---------|--------|-----------|---------|---------|----------|--------|
| <b>SALES</b>   |         |        |           |         |         |          |        |
| Dairy products sold ----- farms, 1987..                            | -       | 12     | 1         | 15      | 6       | 3        | 9      |
| 1982..   | -       | 16     | 7         | 27      | 3       | 5        | 12     |
| \$1,000, 1987..  | -       | 1 586  | (D)       | 1 398   | 612     | (D)      | 788    |
| 1982..   | -       | 2 086  | 557       | 2 785   | 276     | 184      | 1 440  |
| Cattle and calves sold ----- farms, 1987..                         | 10      | 450    | 366       | 340     | 190     | 148      | 189    |
| 1982..   | 27      | 555    | 462       | 440     | 255     | 185      | 217    |
| number, 1987..   | 347     | 14 921 | 13 043    | 7 870   | 4 064   | 3 355    | 3 361  |
| 1982..   | 933     | 16 481 | 13 103    | 11 138  | 7 576   | 6 970    | 5 676  |
| \$1,000, 1987..  | 114     | 5 031  | 4 552     | 2 347   | 1 402   | 1 143    | 1 138  |
| 1982..   | 310     | 4 559  | 3 671     | 3 011   | 2 870   | 1 901    | 1 977  |
| 1987 farms by number sold:   |         |        |           |         |         |          |        |
| 1 to 9 ----- farms..   | 2       | 147    | 116       | 139     | 84      | 62       | 90     |
| number..   | (D)     | 760    | 581       | 709     | 412     | 328      | 420    |
| 10 to 19 ----- farms..   | 4       | 132    | 79        | 96      | 60      | 50       | 55     |
| number..   | 52      | 1 834  | 1 063     | 1 291   | 807     | 672      | 709    |
| 20 to 49 ----- farms..   | 2       | 106    | 119       | 68      | 37      | 20       | 36     |
| number..   | (D)     | 3 203  | 3 492     | 2 074   | 1 120   | 580      | 1 008  |
| 50 to 99 ----- farms..   | 1       | 39     | 30        | 24      | 3       | 12       | 5      |
| number..   | (D)     | 2 597  | 2 006     | 1 568   | 172     | 796      | 349    |
| 100 to 199 ----- farms..   | 1       | 15     | 16        | 9       | 4       | 3        | -      |
| number..   | (D)     | 1 831  | 2 185     | 1 168   | (D)     | (D)      | -      |
| 200 to 499 ----- farms..   | -       | 10     | 3         | 4       | 1       | 1        | 3      |
| number..   | -       | (D)    | 1 090     | 1 060   | (D)     | (D)      | 875    |
| 500 or more ----- farms..  | -       | 1      | 3         | -       | 1       | -        | -      |
| number..   | -       | (D)    | 2 626     | -       | (D)     | -        | -      |
| Calves sold ----- farms, 1987..                                    | 6       | 386    | 301       | 308     | 154     | 128      | 122    |
| 1982..   | 14      | 486    | 402       | 344     | 209     | 160      | 174    |
| number, 1987..   | 143     | 8 471  | 6 799     | 5 382   | 1 769   | 1 764    | 1 272  |
| 1982..   | 280     | 9 522  | 6 476     | 5 672   | 2 428   | 1 745    | 1 883  |
| \$1,000, 1987..  | 45      | 2 269  | 1 924     | 1 281   | 492     | 442      | 333    |
| 1982..   | 57      | 1 926  | 1 359     | 1 117   | 494     | 362      | 386    |
| 1987 farms by number sold:   |         |        |           |         |         |          |        |
| 1 to 9 ----- farms..   | 2       | 165    | 123       | 166     | 84      | 67       | 70     |
| number..   | (D)     | 814    | 566       | 759     | 395     | 341      | 326    |
| 10 to 19 ----- farms..   | 1       | 107    | 96        | 72      | 46      | 36       | 32     |
| number..   | (D)     | 1 402  | 1 314     | 934     | 620     | 483      | 422    |
| 20 to 49 ----- farms..   | 2       | 79     | 61        | 49      | 23      | 20       | 19     |
| number..   | (D)     | 2 231  | 1 705     | 1 477   | (D)     | 536      | (D)    |
| 50 to 99 ----- farms..   | 1       | 22     | 13        | 14      | 1       | 4        | 1      |
| number..   | (D)     | 1 445  | 786       | 908     | (D)     | (D)      | (D)    |
| 100 to 199 ----- farms..   | -       | 7      | 5         | 5       | -       | 1        | -      |
| number..   | -       | 917    | 643       | (D)     | -       | (D)      | -      |
| 200 to 499 ----- farms..   | -       | 6      | 2         | 2       | -       | -        | -      |
| number..   | -       | 1 662  | (D)       | (D)     | -       | -        | -      |
| 500 or more ----- farms..  | -       | -      | 1         | -       | -       | -        | -      |
| number..   | -       | -      | (D)       | -       | -       | -        | -      |
| Cattle sold ----- farms, 1987..                                    | 6       | 264    | 231       | 217     | 114     | 84       | 146    |
| 1982..   | 21      | 311    | 250       | 329     | 157     | 108      | 146    |
| number, 1987..   | 204     | 6 450  | 6 244     | 2 488   | 2 295   | 1 591    | 2 089  |
| 1982..   | 653     | 6 959  | 6 627     | 5 466   | 5 148   | 5 225    | 3 793  |
| \$1,000, 1987..  | 69      | 2 761  | 2 628     | 1 066   | 910     | 701      | 805    |
| 1982..   | 253     | 2 633  | 2 313     | 1 894   | 2 376   | 1 539    | 1 590  |
| 1987 farms by number sold:   |         |        |           |         |         |          |        |
| 1 to 9 ----- farms..   | 2       | 158    | 107       | 146     | 77      | 59       | 102    |
| number..   | (D)     | 643    | 434       | 550     | 289     | 199      | 384    |
| 10 to 19 ----- farms..   | 3       | 39     | 52        | 28      | 20      | 8        | 28     |
| number..   | 34      | 536    | 673       | 342     | 268     | 108      | 355    |
| 20 to 49 ----- farms..   | -       | 46     | 51        | 32      | 9       | 12       | 11     |
| number..   | -       | 1 336  | 1 539     | 843     | 211     | 406      | (D)    |
| 50 to 99 ----- farms..   | -       | 12     | 12        | 10      | 4       | 2        | 2      |
| number..   | -       | 871    | 816       | (D)     | 242     | (D)      | (D)    |
| 100 to 199 ----- farms..   | 1       | 5      | 6         | 1       | 2       | 2        | -      |
| number..   | (D)     | 588    | 851       | (D)     | (D)     | (D)      | -      |
| 200 to 499 ----- farms..   | -       | 3      | 1         | -       | 1       | 1        | 3      |
| number..   | -       | (D)    | (D)       | -       | (D)     | (D)      | 875    |
| 500 or more ----- farms..  | -       | 1      | 2         | -       | 1       | -        | -      |
| number..   | -       | (D)    | (D)       | -       | (D)     | -        | -      |
| Cattle fattened on grain and concentrates sold ----- farms, 1987.. | -       | 18     | 14        | 12      | 14      | 8        | 26     |
| 1982..   | 4       | 25     | 26        | 41      | 11      | 9        | 34     |
| number, 1987..   | -       | 213    | 270       | 128     | 466     | (D)      | 236    |
| 1982..   | (D)     | 256    | 522       | 336     | 119     | 94       | 349    |
| \$1,000, 1987..  | -       | 74     | 76        | 42      | 269     | (D)      | 93     |
| 1982..   | (D)     | 65     | 170       | 125     | 34      | 29       | 121    |
| 1987 farms by number sold:   |         |        |           |         |         |          |        |
| 1 to 9 ----- farms..   | -       | 9      | 9         | 8       | 7       | 4        | 16     |
| number..   | -       | 32     | 39        | 35      | 29      | 6        | 65     |
| 10 to 19 ----- farms..   | -       | 4      | -         | 2       | 5       | 1        | 8      |
| number..   | -       | 53     | -         | (D)     | (D)     | (D)      | (D)    |
| 20 to 49 ----- farms..   | -       | 5      | 3         | 2       | -       | 2        | 2      |
| number..   | -       | 128    | (D)       | (D)     | -       | (D)      | (D)    |
| 50 to 99 ----- farms..   | -       | -      | 1         | -       | 1       | -        | -      |
| number..   | -       | -      | (D)       | -       | (D)     | -        | -      |
| 100 to 199 ----- farms..   | -       | -      | 1         | -       | -       | -        | -      |
| number..   | -       | -      | (D)       | -       | -       | -        | -      |
| 200 to 499 ----- farms..   | -       | -      | -         | -       | 1       | 1        | -      |
| number..   | -       | -      | -         | -       | (D)     | (D)      | -      |
| 500 or more ----- farms..  | -       | -      | -         | -       | -       | -        | -      |
| number..   | -       | -      | -         | -       | -       | -        | -      |

**Table 11. Cattle and Calves—Inventory and Sales: 1987 and 1982—Con.**

[For meaning of abbreviations and symbols, see introductory text]

| Item  | Greene | Grenada | Hancock | Harrison | Hinds  | Holmes | Humphreys |
|---|--------|---------|---------|----------|--------|--------|-----------|
| <b>SALES</b>  |        |         |         |          |        |        |           |
| Dairy products sold ----- farms, 1987 ..                            | -      | -       | 10      | 2        | 4      | 3      | -         |
| 1982 ..   | 1      | -       | 17      | 4        | 4      | 3      | -         |
| \$1,000, 1987 ..  | -      | -       | 618     | (D)      | (D)    | 69     | -         |
| 1982 ..   | (D)    | -       | 944     | (D)      | (D)    | (D)    | -         |
| Cattle and calves sold ----- farms, 1987 ..                         | 223    | 153     | 138     | 129      | 581    | 227    | 16        |
| 1982 ..   | 270    | 180     | 155     | 188      | 698    | 267    | 21        |
| number, 1987 ..   | 3 306  | 6 768   | 2 637   | 1 448    | 24 783 | 6 957  | (D)       |
| 1982 ..   | 3 881  | 5 553   | 2 087   | 4 971    | 26 205 | 7 202  | 589       |
| \$1,000, 1987 ..  | 984    | 2 684   | 731     | 407      | 9 894  | 2 373  | 50        |
| 1982 ..   | 952    | 1 513   | 582     | 1 357    | 7 322  | 1 805  | 147       |
| 1987 farms by number sold:  |        |         |         |          |        |        |           |
| 1 to 9 ----- farms ..   | 112    | 40      | 71      | 70       | 209    | 94     | 10        |
| number ..   | 628    | 229     | 420     | 300      | 1 065  | 471    | 40        |
| 10 to 19 ----- farms ..   | 65     | 45      | 30      | 41       | 149    | 44     | 5         |
| number ..   | 859    | 615     | 389     | 535      | 2 070  | 555    | (D)       |
| 20 to 49 ----- farms ..   | 33     | 41      | 20      | 17       | 125    | 58     | 1         |
| number ..   | 895    | 1 232   | 557     | (D)      | 3 683  | 1 764  | (D)       |
| 50 to 99 ----- farms ..   | 13     | 17      | 13      | 1        | 60     | -      | -         |
| number ..   | 924    | 1 147   | 805     | (D)      | 3 971  | 1 131  | -         |
| 100 to 199 ----- farms ..   | -      | 5       | 4       | -        | 19     | 8      | -         |
| number ..   | -      | 632     | 466     | -        | 2 635  | 1 009  | -         |
| 200 to 499 ----- farms ..   | -      | 3       | -       | -        | 12     | 5      | -         |
| number ..   | -      | (D)     | -       | -        | 3 803  | (D)    | -         |
| 500 or more ----- farms ..  | -      | 2       | -       | -        | 7      | 1      | -         |
| number ..   | -      | (D)     | -       | -        | 7 556  | (D)    | -         |
| Calves sold ----- farms, 1987 ..                                    | 200    | 130     | 117     | 97       | 482    | 211    | 14        |
| 1982 ..   | 230    | 151     | 121     | 145      | 590    | 229    | 17        |
| number, 1987 ..   | 2 347  | 2 488   | 1 700   | 953      | 10 252 | 4 015  | 106       |
| 1982 ..   | 2 498  | 2 904   | 1 229   | 2 563    | 11 762 | 4 594  | 312       |
| \$1,000, 1987 ..  | 616    | 663     | 388     | 241      | 2 805  | 1 116  | 36        |
| 1982 ..   | 506    | 646     | 288     | 512      | 2 413  | 953    | 48        |
| 1987 farms by number sold:  |        |         |         |          |        |        |           |
| 1 to 9 ----- farms ..   | 121    | 49      | 70      | 64       | 226    | 101    | 10        |
| number ..   | 563    | 232     | 341     | 257      | 1 038  | 487    | 29        |
| 10 to 19 ----- farms ..   | 54     | 43      | 23      | 19       | 120    | 43     | 3         |
| number ..   | 726    | 583     | 302     | 245      | 1 587  | 556    | (D)       |
| 20 to 49 ----- farms ..   | 18     | 23      | 13      | 13       | 95     | 47     | 1         |
| number ..   | 520    | 618     | 347     | (D)      | 2 693  | 1 367  | (D)       |
| 50 to 99 ----- farms ..   | 7      | 14      | 11      | 1        | 27     | 16     | -         |
| number ..   | 538    | (D)     | 710     | (D)      | 1 760  | 972    | -         |
| 100 to 199 ----- farms ..   | -      | 1       | -       | -        | 7      | 3      | -         |
| number ..   | -      | (D)     | -       | -        | 917    | (D)    | -         |
| 200 to 499 ----- farms ..   | -      | -       | -       | -        | 7      | 1      | -         |
| number ..   | -      | -       | -       | -        | 2 257  | (D)    | -         |
| 500 or more ----- farms ..  | -      | -       | -       | -        | -      | -      | -         |
| number ..   | -      | -       | -       | -        | -      | -      | -         |
| Cattle sold ----- farms, 1987 ..                                    | 135    | 95      | 78      | 85       | 357    | 97     | 6         |
| 1982 ..   | 147    | 112     | 94      | 119      | 426    | 157    | 15        |
| number, 1987 ..   | 959    | 4 280   | 937     | 495      | 14 531 | 2 942  | 32        |
| 1982 ..   | 1 383  | 2 649   | 858     | 2 408    | 14 443 | 2 608  | 277       |
| \$1,000, 1987 ..  | 348    | 2 021   | 343     | 166      | 7 089  | 1 257  | 13        |
| 1982 ..   | 446    | 867     | 294     | 845      | 4 909  | 852    | 99        |
| 1987 farms by number sold:  |        |         |         |          |        |        |           |
| 1 to 9 ----- farms ..   | 101    | 48      | 52      | 69       | 197    | 63     | 5         |
| number ..   | 337    | 211     | 212     | 246      | 766    | 213    | (D)       |
| 10 to 19 ----- farms ..   | 21     | 20      | 14      | 13       | 53     | 14     | 1         |
| number ..   | 264    | 262     | 189     | 170      | 677    | 181    | (D)       |
| 20 to 49 ----- farms ..   | 11     | 12      | 6       | 3        | 65     | 8      | -         |
| number ..   | (D)    | 385     | 146     | 79       | 1 868  | 214    | -         |
| 50 to 99 ----- farms ..   | 2      | 10      | 6       | -        | 18     | 6      | -         |
| number ..   | (D)    | 734     | 390     | -        | 1 122  | (D)    | -         |
| 100 to 199 ----- farms ..   | -      | -       | -       | -        | 14     | 1      | -         |
| number ..   | -      | -       | -       | -        | 2 013  | (D)    | -         |
| 200 to 499 ----- farms ..   | -      | 3       | -       | -        | 5      | 4      | -         |
| number ..   | -      | (D)     | -       | -        | 1 654  | 1 144  | -         |
| 500 or more ----- farms ..  | -      | 2       | -       | -        | 5      | 1      | -         |
| number ..   | -      | (D)     | -       | -        | 6 431  | (D)    | -         |
| Cattle fattened on grain and concentrates sold ----- farms, 1987 .. | 7      | 7       | 12      | 11       | 25     | 4      | 1         |
| 1982 ..   | 21     | 15      | 12      | 12       | 42     | 16     | 3         |
| number, 1987 ..   | 17     | (D)     | 113     | 42       | 3 553  | (D)    | (D)       |
| 1982 ..   | 142    | 246     | 33      | 33       | (D)    | 458    | (D)       |
| \$1,000, 1987 ..  | 5      | (D)     | 42      | 15       | 2 235  | (D)    | (D)       |
| 1982 ..   | 35     | 93      | 12      | 10       | (D)    | 203    | (D)       |
| 1987 farms by number sold:  |        |         |         |          |        |        |           |
| 1 to 9 ----- farms ..   | 7      | 2       | 10      | 11       | 13     | 3      | 1         |
| number ..   | 17     | (D)     | (D)     | 42       | 45     | 8      | (D)       |
| 10 to 19 ----- farms ..   | -      | 1       | 1       | -        | 2      | -      | -         |
| number ..   | -      | (D)     | (D)     | -        | (D)    | -      | -         |
| 20 to 49 ----- farms ..   | -      | 3       | -       | -        | 5      | -      | -         |
| number ..   | -      | 92      | -       | -        | 137    | -      | -         |
| 50 to 99 ----- farms ..   | -      | -       | 1       | -        | 2      | -      | -         |
| number ..   | -      | -       | (D)     | -        | (D)    | -      | -         |
| 100 to 199 ----- farms ..   | -      | -       | -       | -        | -      | -      | -         |
| number ..   | -      | -       | -       | -        | -      | -      | -         |
| 200 to 499 ----- farms ..   | -      | -       | -       | -        | 2      | 1      | -         |
| number ..   | -      | -       | -       | -        | (D)    | (D)    | -         |
| 500 or more ----- farms ..  | -      | 1       | -       | -        | 1      | -      | -         |
| number ..   | -      | (D)     | -       | -        | (D)    | -      | -         |

Table 11. Cattle and Calves—Inventory and Sales: 1987 and 1982—Con.

[For meaning of abbreviations and symbols, see introductory text]

| Item   | Issaquena | Itawamba | Jackson | Jasper | Jefferson | Jefferson Davis | Jones  |
|--|-----------|----------|---------|--------|-----------|-----------------|--------|
| <b>SALES</b>   |           |          |         |        |           |                 |        |
| Dairy products sold ----- farms, 1987..                            | -         | 9        | 1       | 14     | -         | 2               | 14     |
| ----- farms, 1982..  | -         | 7        | 2       | 21     | -         | 4               | 24     |
| ----- \$1,000, 1987..  | -         | (D)      | (D)     | 1 218  | -         | (D)             | 1 899  |
| ----- \$1,000, 1982..  | -         | (D)      | (D)     | (D)    | -         | (D)             | 3 069  |
| Cattle and calves sold ----- farms, 1987..                         | 17        | 260      | 119     | 339    | 188       | 324             | 559    |
| ----- farms, 1982..  | 19        | 357      | 144     | 484    | 215       | 403             | 729    |
| ----- number, 1987..   | 749       | 5 347    | 2 316   | 7 824  | 3 805     | 8 350           | 18 138 |
| ----- number, 1982..   | 927       | 5 810    | 3 185   | 12 804 | 7 058     | 9 044           | 16 004 |
| ----- \$1,000, 1987..  | 230       | 1 574    | 845     | 2 236  | 1 117     | 2 523           | 6 521  |
| ----- \$1,000, 1982..  | 375       | 1 303    | 997     | 3 187  | 1 805     | 2 386           | 4 351  |
| 1987 farms by number sold:   |           |          |         |        |           |                 |        |
| 1 to 9 ----- farms..   | 4         | 116      | 59      | 96     | 70        | 114             | 223    |
| ----- number..   | 26        | 599      | 309     | 511    | 326       | 609             | 1 150  |
| 10 to 19 ----- farms..   | 4         | 62       | 30      | 108    | 54        | 89              | 148    |
| ----- number..   | 54        | 879      | 420     | 1 438  | 748       | 1 163           | 2 012  |
| 20 to 49 ----- farms..   | 7         | 58       | 19      | 90     | 48        | 81              | 136    |
| ----- number..   | (D)       | 1 791    | 528     | 2 585  | 1 392     | 2 416           | 4 186  |
| 50 to 99 ----- farms..   | 1         | 17       | 7       | 39     | 11        | 28              | 29     |
| ----- number..   | (D)       | 1 142    | 445     | 2 554  | 733       | 1 833           | (D)    |
| 100 to 199 ----- farms..   | -         | 6        | 3       | 6      | 5         | 8               | 12     |
| ----- number..   | -         | (D)      | (D)     | 736    | 606       | 1 070           | (D)    |
| 200 to 499 ----- farms..   | 1         | 1        | 1       | -      | -         | 4               | 5      |
| ----- number..   | (D)       | (D)      | (D)     | -      | -         | 1 259           | 1 397  |
| 500 or more ----- farms..  | -         | -        | -       | -      | -         | -               | 6      |
| ----- number..   | -         | -        | -       | -      | -         | -               | 5 991  |
| Calves sold ----- farms, 1987..                                    | 13        | 219      | 94      | 299    | 176       | 286             | 471    |
| ----- farms, 1982..  | 9         | 294      | 102     | 410    | 191       | 362             | 601    |
| ----- number, 1987..   | 487       | 3 336    | 1 349   | 5 290  | 2 831     | 5 410           | 9 039  |
| ----- number, 1982..   | 374       | 3 831    | 1 300   | 7 619  | 4 230     | 5 304           | 8 586  |
| ----- \$1,000, 1987..  | 136       | 855      | 379     | 1 307  | 745       | 1 474           | 2 472  |
| ----- \$1,000, 1982..  | 76        | 782      | 276     | 1 502  | 934       | 1 148           | 1 840  |
| 1987 farms by number sold:   |           |          |         |        |           |                 |        |
| 1 to 9 ----- farms..   | 6         | 123      | 58      | 125    | 81        | 121             | 232    |
| ----- number..   | 35        | 590      | 256     | 655    | 377       | 614             | 1 092  |
| 10 to 19 ----- farms..   | 2         | 43       | 20      | 85     | 48        | 77              | 112    |
| ----- number..   | (D)       | 591      | 263     | 1 091  | 644       | 1 008           | 1 513  |
| 20 to 49 ----- farms..   | 3         | 41       | 11      | 62     | 37        | 71              | 105    |
| ----- number..   | 77        | 1 165    | (D)     | 1 715  | 1 022     | 1 953           | 3 032  |
| 50 to 99 ----- farms..   | 1         | 9        | 2       | 24     | 8         | 13              | 13     |
| ----- number..   | (D)       | 579      | (D)     | 1 495  | (D)       | 848             | 914    |
| 100 to 199 ----- farms..   | -         | 2        | 3       | 3      | 2         | 2               | 6      |
| ----- number..   | -         | (D)      | 370     | 334    | (D)       | (D)             | 718    |
| 200 to 499 ----- farms..   | 1         | 1        | -       | -      | -         | 2               | 1      |
| ----- number..   | (D)       | (D)      | -       | -      | -         | (D)             | (D)    |
| 500 or more ----- farms..  | -         | -        | -       | -      | -         | -               | 2      |
| ----- number..   | -         | -        | -       | -      | -         | -               | (D)    |
| Cattle sold ----- farms, 1987..                                    | 11        | 172      | 81      | 200    | 90        | 165             | 360    |
| ----- farms, 1982..  | 12        | 226      | 109     | 299    | 125       | 215             | 475    |
| ----- number, 1987..   | 262       | 2 011    | 967     | 2 534  | 974       | 2 940           | 9 099  |
| ----- number, 1982..   | 553       | 1 979    | 1 885   | 5 185  | 2 828     | 3 740           | 7 418  |
| ----- \$1,000, 1987..  | 95        | 719      | 466     | 929    | 372       | 1 049           | 4 049  |
| ----- \$1,000, 1982..  | 299       | 521      | 721     | 1 684  | 871       | 1 238           | 2 511  |
| 1987 farms by number sold:   |           |          |         |        |           |                 |        |
| 1 to 9 ----- farms..   | 4         | 108      | 51      | 112    | 61        | 88              | 226    |
| ----- number..   | 32        | 375      | 174     | 458    | 237       | 317             | 850    |
| 10 to 19 ----- farms..   | 5         | 32       | 18      | 44     | 13        | 34              | 70     |
| ----- number..   | (D)       | 425      | 237     | 586    | 172       | 433             | 919    |
| 20 to 49 ----- farms..   | 1         | 23       | 9       | 35     | 11        | 27              | 45     |
| ----- number..   | (D)       | 638      | 221     | 938    | 277       | 844             | 1 298  |
| 50 to 99 ----- farms..   | -         | 9        | 2       | 8      | 5         | 12              | 9      |
| ----- number..   | -         | 573      | (D)     | (D)    | 288       | 836             | 590    |
| 100 to 199 ----- farms..   | 1         | -        | -       | 1      | -         | 4               | 3      |
| ----- number..   | (D)       | -        | -       | (D)    | -         | 510             | 392    |
| 200 to 499 ----- farms..   | -         | -        | 1       | -      | -         | -               | 4      |
| ----- number..   | -         | -        | (D)     | -      | -         | -               | 1 200  |
| 500 or more ----- farms..  | -         | -        | -       | -      | -         | -               | 3      |
| ----- number..   | -         | -        | -       | -      | -         | -               | 3 850  |
| Cattle fattened on grain and concentrates sold ----- farms, 1987.. | -         | 24       | 21      | 22     | 9         | 11              | 25     |
| ----- farms, 1982..  | -         | 35       | 15      | 50     | 3         | 16              | 68     |
| ----- number, 1987..   | -         | 509      | 349     | 219    | 85        | 116             | 731    |
| ----- number, 1982..   | -         | 250      | 230     | 781    | (D)       | 177             | 1 281  |
| ----- \$1,000, 1987..  | -         | 179      | 210     | 72     | 24        | 37              | 321    |
| ----- \$1,000, 1982..  | -         | 76       | 94      | 206    | (D)       | 52              | 407    |
| 1987 farms by number sold:   |           |          |         |        |           |                 |        |
| 1 to 9 ----- farms..   | -         | 8        | 17      | 13     | 6         | 6               | 17     |
| ----- number..   | -         | 19       | 57      | 37     | 27        | 33              | 41     |
| 10 to 19 ----- farms..   | -         | 5        | 2       | 3      | 4         | 3               | 4      |
| ----- number..   | -         | 62       | (D)     | 35     | (D)       | (D)             | 49     |
| 20 to 49 ----- farms..   | -         | 7        | 1       | 6      | 2         | 2               | 1      |
| ----- number..   | -         | 190      | (D)     | 147    | (D)       | (D)             | (D)    |
| 50 to 99 ----- farms..   | -         | 4        | -       | -      | -         | -               | 2      |
| ----- number..   | -         | 238      | -       | -      | -         | -               | (D)    |
| 100 to 199 ----- farms..   | -         | -        | -       | -      | -         | -               | -      |
| ----- number..   | -         | -        | -       | -      | -         | -               | -      |
| 200 to 499 ----- farms..   | -         | -        | 1       | -      | -         | -               | 1      |
| ----- number..   | -         | -        | (D)     | -      | -         | -               | (D)    |
| 500 or more ----- farms..  | -         | -        | -       | -      | -         | -               | -      |
| ----- number..   | -         | -        | -       | -      | -         | -               | -      |

**Table 11. Cattle and Calves—Inventory and Sales: 1987 and 1982—Con.**

[For meaning of abbreviations and symbols, see introductory text]

| Item   | Kemper | Lafayette | Lamar  | Lauderdale | Lawrence | Leake  | Lee    | Leflore |
|--|--------|-----------|--------|------------|----------|--------|--------|---------|
| <b>SALES</b>   |        |           |        |            |          |        |        |         |
| Dairy products sold ----- farms, 1987..                            | 6      | 5         | 8      | 9          | 7        | 13     | 15     | 1       |
| 1982..   | 9      | 4         | 9      | 4          | 5        | 22     | 22     | 1       |
| \$1,000, 1987..  | 233    | 120       | 875    | 193        | 363      | 1 895  | 2 085  | (D)     |
| 1982..   | 282    | (D)       | 588    | 56         | 413      | 1 471  | 2 365  | (D)     |
| Cattle and calves sold ----- farms, 1987..                         | 371    | 307       | 240    | 349        | 250      | 474    | 366    | 20      |
| 1982..   | 461    | 370       | 328    | 443        | 318      | 581    | 455    | 28      |
| number, 1987..   | 9 109  | 8 586     | 9 117  | 7 216      | 5 210    | 10 147 | 9 200  | 526     |
| 1982..   | 10 456 | 7 599     | 14 506 | 8 292      | 5 803    | 11 174 | 11 979 | 872     |
| \$1,000, 1987..  | 2 793  | 2 751     | 2 947  | 2 223      | 1 632    | 2 971  | 3 417  | 189     |
| 1982..   | 2 558  | 2 314     | 3 957  | 1 903      | 1 392    | 2 524  | 4 068  | 304     |
| 1987 farms by number sold:   |        |           |        |            |          |        |        |         |
| 1 to 9 ----- farms..   | 146    | 121       | 119    | 139        | 88       | 168    | 155    | 9       |
| number..   | 767    | 688       | 515    | 685        | 468      | 889    | 776    | 52      |
| 10 to 19 ----- farms..   | 87     | 88        | 44     | 107        | 70       | 130    | 97     | 2       |
| number..   | 1 329  | 1 181     | 619    | 1 398      | 944      | 1 758  | 1 315  | (D)     |
| 20 to 49 ----- farms..   | 92     | 59        | 52     | 76         | 74       | 135    | 84     | 6       |
| number..   | 2 849  | 1 802     | 1 659  | 2 252      | 2 275    | 4 060  | 2 535  | 165     |
| 50 to 99 ----- farms..   | 17     | 29        | 11     | 17         | 15       | 34     | 19     | 2       |
| number..   | 1 080  | 1 851     | 731    | 1 219      | (D)      | 2 050  | 1 227  | (D)     |
| 100 to 199 ----- farms..   | 14     | 8         | 4      | 8          | 2        | 4      | 7      | 1       |
| number..   | 1 601  | 974       | 584    | (D)        | (D)      | (D)    | 944    | (D)     |
| 200 to 499 ----- farms..   | 5      | 3         | 4      | 2          | 1        | 3      | 2      | -       |
| number..   | 1 483  | (D)       | 1 210  | (D)        | (D)      | (D)    | (D)    | -       |
| 500 or more ----- farms..  | -      | 1         | 6      | -          | -        | -      | 2      | -       |
| number..   | -      | (D)       | 3 799  | -          | -        | -      | (D)    | -       |
| Calves sold ----- farms, 1987..                                    | 334    | 265       | 200    | 309        | 220      | 417    | 321    | 12      |
| 1982..   | 424    | 300       | 291    | 402        | 292      | 530    | 383    | 22      |
| number, 1987..   | 6 190  | 4 240     | 5 672  | 4 835      | 3 364    | 6 520  | 4 566  | 182     |
| 1982..   | 7 584  | 4 317     | 4 731  | 5 766      | 4 031    | 8 040  | 5 407  | 355     |
| \$1,000, 1987..  | 1 678  | 1 150     | 1 727  | 1 213      | 903      | 1 597  | 1 233  | 44      |
| 1982..   | 1 486  | 941       | 991    | 1 132      | 825      | 1 555  | 1 087  | 84      |
| 1987 farms by number sold:   |        |           |        |            |          |        |        |         |
| 1 to 9 ----- farms..   | 162    | 131       | 111    | 143        | 100      | 187    | 163    | 7       |
| number..   | 763    | 697       | 438    | 642        | 507      | 910    | 762    | 32      |
| 10 to 19 ----- farms..   | 75     | 71        | 38     | 95         | 58       | 122    | 89     | 2       |
| number..   | 1 023  | 950       | 495    | 1 259      | 741      | 1 579  | 1 163  | (D)     |
| 20 to 49 ----- farms..   | 77     | 46        | 41     | 58         | 55       | 88     | 57     | 1       |
| number..   | 2 146  | 1 359     | 1 110  | 1 559      | 1 571    | 2 466  | 1 578  | (D)     |
| 50 to 99 ----- farms..   | 12     | 15        | 2      | 8          | 5        | 17     | 8      | 2       |
| number..   | 746    | (D)       | (D)    | 588        | (D)      | 1 052  | 505    | (D)     |
| 100 to 199 ----- farms..   | 5      | 2         | 2      | 4          | 2        | 2      | 4      | -       |
| number..   | 650    | (D)       | (D)    | (D)        | (D)      | (D)    | 558    | -       |
| 200 to 499 ----- farms..   | 3      | -         | 2      | 1          | -        | 1      | -      | -       |
| number..   | 862    | -         | (D)    | (D)        | -        | (D)    | -      | -       |
| 500 or more ----- farms..  | -      | -         | 4      | -          | -        | -      | -      | -       |
| number..   | -      | -         | 2 539  | -          | -        | -      | -      | -       |
| Cattle sold ----- farms, 1987..                                    | 207    | 178       | 149    | 214        | 159      | 280    | 211    | 18      |
| 1982..   | 229    | 225       | 189    | 264        | 160      | 311    | 291    | 18      |
| number, 1987..   | 2 919  | 4 346     | 3 445  | 2 381      | 1 846    | 3 627  | 4 634  | 344     |
| 1982..   | 2 872  | 3 282     | 9 775  | 2 526      | 1 772    | 3 134  | 6 572  | 517     |
| \$1,000, 1987..  | 1 115  | 1 602     | 1 220  | 1 010      | 729      | 1 373  | 2 185  | 145     |
| 1982..   | 1 072  | 1 373     | 2 966  | 771        | 567      | 968    | 2 980  | 220     |
| 1987 farms by number sold:   |        |           |        |            |          |        |        |         |
| 1 to 9 ----- farms..   | 129    | 115       | 97     | 149        | 95       | 169    | 130    | 10      |
| number..   | 504    | 495       | 357    | 530        | 369      | 660    | 482    | 39      |
| 10 to 19 ----- farms..   | 38     | 29        | 24     | 33         | 40       | 52     | 36     | 1       |
| number..   | 525    | 374       | 337    | 437        | 509      | 635    | 465    | (D)     |
| 20 to 49 ----- farms..   | 33     | 18        | 14     | 23         | 20       | 50     | 38     | 5       |
| number..   | 987    | 502       | 370    | 639        | 522      | 1 465  | 1 084  | 127     |
| 50 to 99 ----- farms..   | 4      | 7         | 8      | 5          | 2        | 8      | 3      | 2       |
| number..   | 290    | 459       | 597    | 284        | (D)      | (D)    | 216    | (D)     |
| 100 to 199 ----- farms..   | 2      | 6         | 3      | 4          | 1        | -      | -      | -       |
| number..   | (D)    | 716       | 524    | 491        | (D)      | -      | -      | -       |
| 200 to 499 ----- farms..   | 1      | 2         | 1      | -          | 1        | 1      | 2      | -       |
| number..   | (D)    | (D)       | (D)    | -          | (D)      | (D)    | (D)    | -       |
| 500 or more ----- farms..  | -      | 1         | 2      | -          | -        | -      | 2      | -       |
| number..   | -      | (D)       | (D)    | -          | -        | -      | (D)    | -       |
| Cattle fattened on grain and concentrates sold ----- farms, 1987.. | 13     | 17        | 15     | 7          | 15       | 17     | 12     | 2       |
| 1982..   | 12     | 24        | 14     | 36         | 28       | 28     | 26     | 2       |
| number, 1987..   | 118    | 646       | 636    | 91         | 159      | 221    | (D)    | (D)     |
| 1982..   | 220    | 283       | 843    | 260        | 315      | 381    | (D)    | (D)     |
| \$1,000, 1987..  | 48     | 229       | 186    | 37         | 44       | 87     | (D)    | (D)     |
| 1982..   | 82     | 94        | 264    | 67         | 94       | 97     | (D)    | (D)     |
| 1987 farms by number sold:   |        |           |        |            |          |        |        |         |
| 1 to 9 ----- farms..   | 9      | 8         | 8      | 3          | 8        | 10     | 7      | -       |
| number..   | 27     | 39        | 34     | 16         | 17       | (D)    | 29     | -       |
| 10 to 19 ----- farms..   | 3      | 2         | 4      | 3          | 5        | 1      | 1      | 1       |
| number..   | (D)    | (D)       | 62     | (D)        | (D)      | (D)    | (D)    | (D)     |
| 20 to 49 ----- farms..   | 1      | 1         | 2      | 1          | 2        | 6      | 2      | -       |
| number..   | (D)    | (D)       | (D)    | (D)        | (D)      | 164    | (D)    | -       |
| 50 to 99 ----- farms..   | -      | 4         | -      | -          | -        | -      | -      | 1       |
| number..   | -      | 271       | -      | -          | -        | -      | -      | (D)     |
| 100 to 199 ----- farms..   | -      | 2         | -      | -          | -        | -      | 1      | -       |
| number..   | -      | (D)       | -      | -          | -        | -      | (D)    | -       |
| 200 to 499 ----- farms..   | -      | -         | -      | -          | -        | -      | -      | -       |
| number..   | -      | -         | -      | -          | -        | -      | -      | -       |
| 500 or more ----- farms..  | -      | -         | 1      | -          | -        | -      | 1      | -       |
| number..   | -      | -         | (D)    | -          | -        | -      | (D)    | -       |

Table 11. **Cattle and Calves—Inventory and Sales: 1987 and 1982—Con.**

[For meaning of abbreviations and symbols, see introductory text]

| Item   | Lincoln | Lowndes | Madison | Marion | Marshall | Monroe | Montgomery | Neshoba |
|--|---------|---------|---------|--------|----------|--------|------------|---------|
| <b>SALES</b>   |         |         |         |        |          |        |            |         |
| Dairy products sold ----- farms, 1987--                            | 47      | 3       | 9       | 33     | 9        | 14     | 4          | 26      |
| 1982--   | 66      | 6       | 6       | 57     | 14       | 20     | 6          | 53      |
| \$1,000, 1987--  | 5 990   | (D)     | 385     | 3 921  | 2 292    | 1 156  | 266        | 2 799   |
| 1982--   | 6 796   | (D)     | (D)     | 4 904  | 4 094    | 1 228  | 443        | 3 513   |
| Cattle and calves sold ----- farms, 1987--                         | 467     | 193     | 318     | 458    | 392      | 324    | 213        | 584     |
| 1982--   | 535     | 248     | 385     | 592    | 450      | 398    | 266        | 741     |
| number, 1987--   | 13 972  | 5 909   | 13 862  | 11 656 | 10 962   | 9 998  | 5 757      | 13 161  |
| 1982--   | 12 221  | 5 436   | 13 926  | 13 351 | 11 951   | 9 562  | 7 752      | 15 710  |
| \$1,000, 1987--  | 4 644   | 2 379   | 4 772   | 3 600  | 3 462    | 3 278  | 1 919      | 4 026   |
| 1982--   | 3 532   | 1 567   | 3 911   | 3 536  | 3 053    | 2 395  | 2 052      | 3 714   |
| 1987 farms by number sold:   |         |         |         |        |          |        |            |         |
| 1 to 9 ----- farms--   | 155     | 73      | 110     | 195    | 163      | 127    | 75         | 208     |
| number--   | 856     | 330     | 508     | 996    | 866      | 638    | 384        | 1 094   |
| 10 to 19 ----- farms--   | 124     | 52      | 75      | 111    | 88       | 95     | 65         | 150     |
| number--   | 1 679   | 685     | 993     | 1 497  | 1 198    | 1 287  | 875        | 2 015   |
| 20 to 49 ----- farms--   | 125     | 43      | 74      | 105    | 93       | 55     | 43         | 163     |
| number--   | 3 601   | 1 251   | 2 409   | 3 220  | 2 781    | 1 639  | 1 307      | 4 825   |
| 50 to 99 ----- farms--   | 49      | 14      | 32      | 34     | 30       | 26     | 19         | 54      |
| number--   | 3 452   | 861     | 2 255   | 2 266  | 1 978    | 1 758  | 1 269      | 3 533   |
| 100 to 199 ----- farms--   | 7       | 5       | 16      | 7      | 10       | 14     | 7          | 5       |
| number--   | 884     | 559     | 2 085   | 943    | 1 527    | 1 756  | 968        | 557     |
| 200 to 499 ----- farms--   | 3       | 5       | 7       | 5      | 7        | 5      | 4          | 4       |
| number--   | 650     | (D)     | 1 701   | (D)    | (D)      | (D)    | 954        | 1 137   |
| 500 or more ----- farms--  | 4       | 1       | 4       | 1      | 1        | 2      | -          | -       |
| number--   | 2 850   | (D)     | 3 911   | (D)    | (D)      | (D)    | -          | -       |
| Calves sold ----- farms, 1987--                                    | 415     | 148     | 276     | 375    | 341      | 276    | 186        | 539     |
| 1982--   | 468     | 199     | 320     | 489    | 356      | 343    | 220        | 667     |
| number, 1987--   | 7 629   | 2 952   | 5 697   | 7 752  | 6 913    | 4 815  | 3 347      | 8 840   |
| 1982--   | 7 376   | 3 345   | 6 633   | 7 132  | 7 644    | 6 266  | 4 568      | 10 793  |
| \$1,000, 1987--  | 1 970   | 911     | 1 563   | 1 948  | 1 968    | 1 343  | 943        | 2 339   |
| 1982--   | 1 414   | 774     | 1 296   | 1 421  | 1 597    | 1 329  | 1 021      | 2 076   |
| 1987 farms by number sold:   |         |         |         |        |          |        |            |         |
| 1 to 9 ----- farms--   | 187     | 83      | 129     | 195    | 180      | 146    | 86         | 239     |
| number--   | 920     | 374     | 581     | 937    | 896      | 650    | 411        | 1 172   |
| 10 to 19 ----- farms--   | 114     | 29      | 58      | 80     | 73       | 67     | 49         | 135     |
| number--   | 1 468   | 373     | 754     | 1 069  | 968      | 853    | 641        | 1 836   |
| 20 to 49 ----- farms--   | 89      | 26      | 63      | 80     | 58       | 42     | 33         | 143     |
| number--   | 2 510   | 726     | 1 918   | 2 288  | 1 864    | 1 246  | 908        | 4 266   |
| 50 to 99 ----- farms--   | 18      | 5       | 19      | 12     | 20       | 14     | 14         | 21      |
| number--   | 1 233   | (D)     | 1 313   | (D)    | 1 302    | 876    | 882        | (D)     |
| 100 to 199 ----- farms--   | 5       | 2       | 5       | 3      | 4        | 6      | 4          | -       |
| number--   | (D)     | (D)     | (D)     | 350    | 630      | (D)    | 505        | -       |
| 200 to 499 ----- farms--   | 1       | 3       | 2       | 4      | 6        | 1      | -          | 1       |
| number--   | (D)     | 944     | (D)     | 1 316  | 1 253    | (D)    | -          | (D)     |
| 500 or more ----- farms--  | 1       | -       | -       | 1      | -        | -      | -          | -       |
| number--   | (D)     | -       | -       | (D)    | -        | -      | -          | -       |
| Cattle sold ----- farms, 1987--                                    | 299     | 139     | 187     | 279    | 251      | 207    | 132        | 337     |
| 1982--   | 327     | 151     | 225     | 375    | 295      | 229    | 168        | 436     |
| number, 1987--   | 6 343   | 2 957   | 8 165   | 3 904  | 4 049    | 5 183  | 2 410      | 4 321   |
| 1982--   | 4 845   | 2 091   | 7 293   | 6 219  | 4 307    | 3 296  | 3 184      | 4 917   |
| \$1,000, 1987--  | 2 674   | 1 468   | 3 209   | 1 651  | 1 495    | 1 935  | 976        | 1 687   |
| 1982--   | 2 118   | 793     | 2 615   | 2 116  | 1 456    | 1 065  | 1 031      | 1 638   |
| 1987 farms by number sold:   |         |         |         |        |          |        |            |         |
| 1 to 9 ----- farms--   | 173     | 80      | 109     | 168    | 165      | 121    | 79         | 216     |
| number--   | 713     | 303     | 426     | 599    | 588      | 414    | 302        | 773     |
| 10 to 19 ----- farms--   | 54      | 29      | 18      | 49     | 44       | 39     | 27         | 66      |
| number--   | 709     | 411     | 245     | 611    | 603      | 505    | 345        | 840     |
| 20 to 49 ----- farms--   | 53      | 17      | 34      | 53     | 25       | 24     | 16         | 38      |
| number--   | 1 687   | 515     | 1 022   | 1 604  | 650      | 712    | 491        | 1 068   |
| 50 to 99 ----- farms--   | 14      | 9       | 10      | 6      | 9        | 12     | 4          | 13      |
| number--   | 934     | 567     | 645     | 354    | 576      | 835    | 306        | 783     |
| 100 to 199 ----- farms--   | 1       | 2       | 7       | 2      | 5        | 7      | 4          | 2       |
| number--   | (D)     | (D)     | 965     | (D)    | 590      | 832    | (D)        | (D)     |
| 200 to 499 ----- farms--   | 2       | 1       | 5       | 1      | 3        | 3      | 2          | 2       |
| number--   | (D)     | (D)     | 1 226   | (D)    | 1 042    | (D)    | (D)        | (D)     |
| 500 or more ----- farms--  | 2       | 1       | 4       | -      | -        | 1      | -          | -       |
| number--   | (D)     | (D)     | 3 636   | -      | -        | (D)    | -          | -       |
| Cattle fattened on grain and concentrates sold ----- farms, 1987-- | 30      | 9       | 15      | 14     | 18       | 18     | 15         | 13      |
| 1982--   | 32      | 11      | 29      | 47     | 37       | 31     | 12         | 50      |
| number, 1987--   | 750     | 47      | 462     | 349    | 365      | 315    | 308        | 167     |
| 1982--   | 294     | 70      | 678     | 545    | 278      | 252    | 338        | 539     |
| \$1,000, 1987--  | 252     | 16      | 245     | 108    | 122      | 123    | 117        | 76      |
| 1982--   | 90      | 30      | 354     | 210    | 103      | 100    | 122        | 178     |
| 1987 farms by number sold:   |         |         |         |        |          |        |            |         |
| 1 to 9 ----- farms--   | 6       | 7       | 8       | 5      | 10       | 11     | 8          | 7       |
| number--   | 35      | (D)     | 25      | 13     | 36       | 31     | 24         | 27      |
| 10 to 19 ----- farms--   | 12      | 2       | 1       | 5      | 2        | 3      | 5          | 2       |
| number--   | 168     | (D)     | (D)     | 59     | (D)      | (D)    | (D)        | (D)     |
| 20 to 49 ----- farms--   | 10      | -       | 3       | 2      | 5        | 1      | -          | 4       |
| number--   | (D)     | -       | 75      | (D)    | 159      | (D)    | -          | (D)     |
| 50 to 99 ----- farms--   | 1       | -       | 1       | 1      | -        | 3      | 1          | -       |
| number--   | (D)     | -       | (D)     | (D)    | -        | 196    | (D)        | -       |
| 100 to 199 ----- farms--   | 1       | -       | 1       | 1      | 1        | -      | 1          | -       |
| number--   | (D)     | -       | (D)     | (D)    | (D)      | -      | (D)        | -       |
| 200 to 499 ----- farms--   | -       | -       | 1       | -      | -        | -      | -          | -       |
| number--   | -       | -       | (D)     | -      | -        | -      | -          | -       |
| 500 or more ----- farms--  | -       | -       | -       | -      | -        | -      | -          | -       |
| number--   | -       | -       | -       | -      | -        | -      | -          | -       |

**Table 11. Cattle and Calves—Inventory and Sales: 1987 and 1982—Con.**

[For meaning of abbreviations and symbols, see introductory text]

| Item   | Newton | Noxubee | Oktibbeha | Panola | Pearl River | Perry | Pike   | Pontotoc |
|--|--------|---------|-----------|--------|-------------|-------|--------|----------|
| <b>SALES</b>   |        |         |           |        |             |       |        |          |
| Dairy products sold ----- farms, 1987..                            | 48     | 35      | 27        | 8      | 14          | -     | 78     | 16       |
| 1982..   | 58     | 49      | 35        | 4      | 29          | 2     | 92     | 44       |
| \$1,000, 1987..  | 5 388  | 3 334   | 3 616     | 203    | 1 551       | -     | 10 711 | 1 480    |
| 1982..   | 6 937  | 3 229   | 3 250     | (D)    | 3 066       | (D)   | 11 565 | 2 427    |
| Cattle and calves sold ----- farms, 1987..                         | 460    | 265     | 244       | 425    | 400         | 175   | 411    | 321      |
| 1982..   | 576    | 337     | 316       | 546    | 526         | 236   | 466    | 442      |
| number, 1987..   | 11 999 | 11 114  | 7 203     | 12 148 | 24 494      | 3 481 | 10 874 | 6 263    |
| 1982..   | 13 113 | 12 497  | 8 167     | 14 568 | 20 170      | 4 430 | 10 564 | 6 895    |
| \$1,000, 1987..  | 3 844  | 4 012   | 2 265     | 3 840  | 8 881       | 1 187 | 3 230  | 2 017    |
| 1982..   | 3 372  | 3 695   | 2 247     | 3 602  | 6 530       | 1 146 | 2 484  | 1 770    |
| 1987 farms by number sold:   |        |         |           |        |             |       |        |          |
| 1 to 9 ----- farms..   | 165    | 81      | 84        | 158    | 156         | 72    | 160    | 143      |
| number..   | 899    | 382     | 414       | 827    | 745         | 400   | 831    | 704      |
| 10 to 19 ----- farms..   | 124    | 77      | 56        | 113    | 86          | 53    | 88     | 93       |
| number..   | 1 667  | 1 054   | 767       | 1 581  | 1 171       | 657   | 1 168  | 1 207    |
| 20 to 49 ----- farms..   | 121    | 51      | 71        | 102    | 104         | 40    | 98     | 57       |
| number..   | 3 616  | 1 540   | 2 176     | 2 937  | 3 031       | 1 179 | 3 041  | 1 551    |
| 50 to 99 ----- farms..   | 33     | 33      | 21        | 28     | 23          | 6     | 47     | 19       |
| number..   | 2 095  | 2 185   | 1 377     | 1 865  | 1 645       | 373   | 2 991  | 1 266    |
| 100 to 199 ----- farms..   | 11     | 15      | 7         | 12     | 9           | 2     | 14     | 7        |
| number..   | 1 442  | 2 147   | 1 101     | 1 632  | 1 289       | (D)   | (D)    | (D)      |
| 200 to 499 ----- farms..   | 5      | 6       | 5         | 12     | 14          | 2     | 4      | 2        |
| number..   | (D)    | (D)     | 1 368     | 3 306  | 4 308       | (D)   | (D)    | (D)      |
| 500 or more ----- farms..  | 1      | 2       | -         | -      | 8           | -     | -      | -        |
| number..   | (D)    | (D)     | -         | -      | 12 305      | -     | -      | -        |
| Calves sold ----- farms, 1987..                                    | 403    | 220     | 193       | 364    | 317         | 144   | 350    | 286      |
| 1982..   | 512    | 265     | 256       | 481    | 387         | 199   | 397    | 375      |
| number, 1987..   | 6 380  | 4 337   | 3 751     | 6 953  | 8 195       | 1 819 | 6 108  | 3 502    |
| 1982..   | 8 200  | 6 826   | 4 618     | 9 219  | 7 029       | 2 773 | 6 590  | 4 124    |
| \$1,000, 1987..  | 1 479  | 1 111   | 939       | 1 844  | 2 291       | 470   | 1 206  | 867      |
| 1982..   | 1 488  | 1 473   | 862       | 1 857  | 1 522       | 584   | 973    | 830      |
| 1987 farms by number sold:   |        |         |           |        |             |       |        |          |
| 1 to 9 ----- farms..   | 188    | 98      | 81        | 188    | 161         | 82    | 162    | 157      |
| number..   | 959    | 464     | 367       | 911    | 705         | 397   | 687    | 704      |
| 10 to 19 ----- farms..   | 99     | 58      | 47        | 92     | 69          | 38    | 81     | 77       |
| number..   | 1 312  | 758     | 612       | 1 243  | 940         | 475   | 1 043  | 965      |
| 20 to 49 ----- farms..   | 95     | 39      | 49        | 54     | 60          | 20    | 85     | 41       |
| number..   | 2 648  | 1 163   | 1 453     | 1 499  | 1 642       | 559   | 2 552  | 1 097    |
| 50 to 99 ----- farms..   | 18     | 20      | 12        | 17     | 16          | 3     | 16     | 10       |
| number..   | 1 110  | 1 286   | 771       | 1 170  | 1 006       | (D)   | (D)    | (D)      |
| 100 to 199 ----- farms..   | 3      | 5       | 4         | 9      | 3           | -     | 5      | 1        |
| number..   | 351    | 666     | 548       | 1 201  | 408         | -     | (D)    | (D)      |
| 200 to 499 ----- farms..   | -      | -       | -         | 4      | 6           | 1     | 1      | -        |
| number..   | -      | -       | -         | 929    | (D)         | (D)   | (D)    | -        |
| 500 or more ----- farms..  | -      | -       | -         | -      | 2           | -     | -      | -        |
| number..   | -      | -       | -         | -      | (D)         | -     | -      | -        |
| Cattle sold ----- farms, 1987..                                    | 263    | 171     | 169       | 297    | 273         | 118   | 283    | 178      |
| 1982..   | 354    | 229     | 214       | 340    | 368         | 133   | 302    | 273      |
| number, 1987..   | 5 619  | 6 777   | 3 452     | 5 195  | 16 299      | 1 662 | 4 766  | 2 761    |
| 1982..   | 4 913  | 5 671   | 3 549     | 5 349  | 13 141      | 1 657 | 3 974  | 2 771    |
| \$1,000, 1987..  | 2 365  | 2 901   | 1 326     | 1 995  | 6 590       | 717   | 2 025  | 1 150    |
| 1982..   | 1 884  | 2 221   | 1 384     | 1 746  | 5 008       | 562   | 1 511  | 940      |
| 1987 farms by number sold:   |        |         |           |        |             |       |        |          |
| 1 to 9 ----- farms..   | 172    | 85      | 87        | 177    | 161         | 79    | 157    | 122      |
| number..   | 695    | 299     | 333       | 650    | 635         | 302   | 587    | 515      |
| 10 to 19 ----- farms..   | 40     | 36      | 36        | 57     | 39          | 24    | 56     | 29       |
| number..   | 510    | 487     | 490       | 775    | 510         | 303   | 737    | 380      |
| 20 to 49 ----- farms..   | 25     | 21      | 34        | 40     | 38          | 11    | 47     | 13       |
| number..   | 696    | 613     | 946       | 1 130  | 1 087       | 355   | 1 334  | 367      |
| 50 to 99 ----- farms..   | 14     | 10      | 3         | 12     | 14          | 1     | 15     | 9        |
| number..   | 849    | 631     | 218       | 796    | 968         | (D)   | 978    | 533      |
| 100 to 199 ----- farms..   | 6      | 14      | 7         | 8      | 7           | 2     | 7      | 3        |
| number..   | 699    | 1 872   | (D)       | 977    | 851         | (D)   | (D)    | (D)      |
| 200 to 499 ----- farms..   | 5      | 3       | 2         | 3      | 9           | 1     | 1      | 2        |
| number..   | (D)    | (D)     | (D)       | 867    | 2 723       | (D)   | (D)    | (D)      |
| 500 or more ----- farms..  | 1      | 2       | -         | -      | 5           | -     | -      | -        |
| number..   | (D)    | (D)     | -         | -      | 9 525       | -     | -      | -        |
| Cattle fattened on grain and concentrates sold ----- farms, 1987.. | 12     | 10      | 6         | 12     | 24          | 5     | 38     | 16       |
| 1982..   | 28     | 30      | 10        | 33     | 45          | 36    | 41     | 13       |
| number, 1987..   | 583    | 372     | 58        | 327    | 1 041       | 76    | 356    | 276      |
| 1982..   | 399    | 348     | 111       | 271    | 288         | 255   | 484    | 52       |
| \$1,000, 1987..  | 209    | 262     | 27        | 192    | 490         | (D)   | 147    | 131      |
| 1982..   | 151    | 160     | 44        | 81     | 110         | 89    | 145    | 19       |
| 1987 farms by number sold:   |        |         |           |        |             |       |        |          |
| 1 to 9 ----- farms..   | 7      | 4       | 4         | 9      | 16          | 3     | 27     | 8        |
| number..   | 35     | 15      | (D)       | 37     | 47          | (D)   | 106    | 36       |
| 10 to 19 ----- farms..   | 2      | 3       | 1         | -      | 3           | 1     | 5      | 4        |
| number..   | (D)    | 39      | (D)       | -      | 52          | (D)   | 52     | 54       |
| 20 to 49 ----- farms..   | 2      | 1       | 1         | 2      | 3           | -     | 4      | 2        |
| number..   | (D)    | (D)     | (D)       | (D)    | (D)         | -     | (D)    | (D)      |
| 50 to 99 ----- farms..   | -      | 1       | -         | -      | 1           | 1     | 2      | 2        |
| number..   | -      | (D)     | -         | -      | (D)         | (D)   | (D)    | (D)      |
| 100 to 199 ----- farms..   | -      | -       | -         | -      | -           | -     | -      | -        |
| number..   | -      | -       | -         | -      | -           | -     | -      | -        |
| 200 to 499 ----- farms..   | 1      | 1       | -         | 1      | -           | -     | -      | -        |
| number..   | (D)    | (D)     | -         | (D)    | -           | -     | -      | -        |
| 500 or more ----- farms..  | -      | -       | -         | -      | 1           | -     | -      | -        |
| number..   | -      | -       | -         | -      | (D)         | -     | -      | -        |



Table 11. Cattle and Calves—Inventory and Sales: 1987 and 1982—Con.

[For meaning of abbreviations and symbols, see introductory text]

| Item   | Prentiss | Quitman | Rankin | Scott  | Sharkey | Simpson | Smith  | Stone |
|--|----------|---------|--------|--------|---------|---------|--------|-------|
| <b>SALES</b>   |          |         |        |        |         |         |        |       |
| Dairy products sold ----- farms, 1987..                            | 13       | -       | 6      | 4      | -       | 7       | 4      | -     |
| 1982..   | 27       | -       | 9      | 10     | -       | 16      | 6      | 5     |
| \$1,000, 1987..  | 1 618    | -       | 1 275  | 770    | -       | 505     | 263    | -     |
| 1982..   | 2 240    | -       | 820    | 789    | -       | 1 663   | 446    | (D)   |
| Cattle and calves sold ----- farms, 1987..                         | 226      | 15      | 398    | 505    | 3       | 424     | 495    | 170   |
| 1982..   | 310      | 23      | 485    | 592    | 13      | 581     | 586    | 224   |
| number, 1987..   | 5 020    | (D)     | 13 145 | 12 645 | 96      | 12 134  | 12 117 | 4 622 |
| 1982..   | 6 275    | 547     | 12 601 | 14 401 | 838     | 12 889  | 12 962 | 6 081 |
| \$1,000, 1987..  | 1 748    | 84      | 4 948  | 3 884  | 37      | 3 714   | 3 417  | 1 486 |
| 1982..   | 1 589    | 149     | 3 589  | 3 757  | 376     | 3 484   | 3 362  | 1 759 |
| 1987 farms by number sold:   |          |         |        |        |         |         |        |       |
| 1 to 9 ----- farms..   | 106      | 8       | 136    | 162    | -       | 129     | 166    | 65    |
| number..   | 544      | 38      | 753    | 832    | -       | 755     | 825    | 318   |
| 10 to 19 ----- farms..   | 49       | 4       | 87     | 129    | -       | 122     | 144    | 53    |
| number..   | 660      | 56      | 1 169  | 1 797  | -       | 1 662   | 1 942  | 716   |
| 20 to 49 ----- farms..   | 55       | 2       | 114    | 142    | 3       | 117     | 123    | 34    |
| number..   | 1 679    | (D)     | 3 469  | 4 214  | 96      | 3 532   | 3 841  | 922   |
| 50 to 99 ----- farms..   | 13       | -       | 35     | 59     | -       | 33      | 45     | 10    |
| number..   | 797      | -       | 2 307  | 3 688  | -       | 2 085   | 3 207  | 675   |
| 100 to 199 ----- farms..   | 2        | 1       | 19     | 8      | -       | 16      | 16     | 3     |
| number..   | (D)      | (D)     | 2 484  | 988    | -       | 1 971   | (D)    | 374   |
| 200 to 499 ----- farms..   | -        | -       | 6      | 5      | -       | 6       | 1      | 5     |
| number..   | -        | -       | (D)    | 1 126  | -       | (D)     | (D)    | 1 617 |
| 500 or more ----- farms..  | 1        | -       | 1      | 1      | -       | 1       | -      | -     |
| number..   | (D)      | -       | (D)    | -      | -       | (D)     | -      | -     |
| Calves sold ----- farms, 1987..                                    | 193      | 10      | 335    | 456    | 2       | 376     | 469    | 148   |
| 1982..   | 257      | 16      | 421    | 537    | 8       | 501     | 520    | 170   |
| number, 1987..   | 2 308    | 156     | 6 007  | 9 018  | (D)     | 8 022   | 8 576  | 2 381 |
| 1982..   | 3 747    | 277     | 6 612  | 8 946  | 166     | 8 473   | 8 264  | 2 648 |
| \$1,000, 1987..  | 536      | 33      | 1 625  | 2 351  | (D)     | 2 196   | 2 174  | 747   |
| 1982..   | 731      | 64      | 1 320  | 1 940  | 29      | 1 930   | 1 872  | 538   |
| 1987 farms by number sold:   |          |         |        |        |         |         |        |       |
| 1 to 9 ----- farms..   | 112      | 5       | 155    | 180    | -       | 151     | 202    | 75    |
| number..   | 525      | (D)     | 767    | 853    | -       | 801     | 978    | 348   |
| 10 to 19 ----- farms..   | 52       | 2       | 79     | 125    | 1       | 100     | 132    | 41    |
| number..   | 707      | (D)     | 1 014  | 1 666  | (D)     | 1 356   | 1 757  | 498   |
| 20 to 49 ----- farms..   | 24       | 3       | 77     | 112    | 1       | 100     | 101    | 23    |
| number..   | 754      | 109     | 2 200  | 3 325  | (D)     | 2 962   | 3 045  | 564   |
| 50 to 99 ----- farms..   | 5        | -       | 17     | 33     | -       | 17      | 27     | 7     |
| number..   | 322      | -       | 1 067  | (D)    | -       | 1 078   | 1 740  | (D)   |
| 100 to 199 ----- farms..   | -        | -       | 6      | 2      | -       | 5       | 6      | 1     |
| number..   | -        | -       | (D)    | (D)    | -       | 615     | (D)    | (D)   |
| 200 to 499 ----- farms..   | -        | -       | 1      | 4      | -       | 2       | 1      | 1     |
| number..   | -        | -       | (D)    | 865    | -       | (D)     | (D)    | (D)   |
| 500 or more ----- farms..  | -        | -       | -      | -      | -       | 1       | -      | -     |
| number..   | -        | -       | -      | -      | -       | (D)     | -      | -     |
| Cattle sold ----- farms, 1987..                                    | 153      | 10      | 249    | 272    | 3       | 243     | 244    | 113   |
| 1982..   | 193      | 21      | 305    | 284    | 11      | 297     | 323    | 154   |
| number, 1987..   | 2 712    | 118     | 7 138  | 3 627  | (D)     | 4 112   | 3 541  | 2 241 |
| 1982..   | 2 528    | 270     | 5 989  | 5 455  | 672     | 4 416   | 4 698  | 3 433 |
| \$1,000, 1987..  | 1 212    | 50      | 3 323  | 1 534  | (D)     | 1 518   | 1 243  | 739   |
| 1982..   | 859      | 85      | 2 269  | 1 817  | 347     | 1 564   | 1 489  | 1 221 |
| 1987 farms by number sold:   |          |         |        |        |         |         |        |       |
| 1 to 9 ----- farms..   | 100      | 7       | 134    | 166    | 1       | 141     | 145    | 76    |
| number..   | 354      | 18      | 469    | 613    | (D)     | 608     | 574    | 283   |
| 10 to 19 ----- farms..   | 20       | 2       | 37     | 48     | 1       | 40      | 40     | 21    |
| number..   | 247      | (D)     | 516    | 598    | (D)     | 513     | 527    | 273   |
| 20 to 49 ----- farms..   | 29       | -       | 50     | 37     | 1       | 47      | 46     | 7     |
| number..   | 824      | -       | 1 541  | 1 145  | (D)     | 1 439   | 1 402  | 163   |
| 50 to 99 ----- farms..   | 3        | 1       | 10     | 21     | -       | 8       | 10     | 4     |
| number..   | (D)      | (D)     | 589    | 1 271  | -       | 556     | 608    | (D)   |
| 100 to 199 ----- farms..   | -        | -       | 13     | -      | -       | 5       | 3      | 1     |
| number..   | -        | -       | 1 610  | -      | -       | (D)     | 430    | (D)   |
| 200 to 499 ----- farms..   | -        | -       | 4      | -      | -       | 2       | -      | 4     |
| number..   | -        | -       | (D)    | -      | -       | (D)     | -      | 1 157 |
| 500 or more ----- farms..  | 1        | -       | 1      | -      | -       | -       | -      | -     |
| number..   | (D)      | -       | (D)    | -      | -       | -       | -      | -     |
| Cattle fattened on grain and concentrates sold ----- farms, 1987.. | 5        | 2       | 27     | 23     | -       | 23      | 23     | 12    |
| 1982..   | 26       | 4       | 38     | 43     | 1       | 30      | 27     | 31    |
| number, 1987..   | (D)      | (D)     | 712    | 332    | -       | 368     | 337    | 88    |
| 1982..   | 400      | 23      | 944    | 1 225  | (D)     | 703     | 421    | 196   |
| \$1,000, 1987..  | (D)      | (D)     | 373    | 124    | -       | 166     | 109    | 36    |
| 1982..   | 207      | 6       | 374    | 435    | (D)     | 304     | 127    | 75    |
| 1987 farms by number sold:   |          |         |        |        |         |         |        |       |
| 1 to 9 ----- farms..   | 3        | 2       | 14     | 11     | -       | 14      | 9      | 7     |
| number..   | 4        | (D)     | 39     | 36     | -       | 43      | 41     | 32    |
| 10 to 19 ----- farms..   | -        | -       | 7      | 6      | -       | 4       | 8      | 5     |
| number..   | -        | -       | 92     | 61     | -       | 55      | 99     | 56    |
| 20 to 49 ----- farms..   | 2        | -       | 5      | 4      | -       | 2       | 6      | -     |
| number..   | (D)      | -       | (D)    | (D)    | -       | (D)     | 197    | -     |
| 50 to 99 ----- farms..   | -        | -       | -      | 2      | -       | 2       | -      | -     |
| number..   | -        | -       | -      | (D)    | -       | (D)     | -      | -     |
| 100 to 199 ----- farms..   | -        | -       | -      | -      | -       | 1       | -      | -     |
| number..   | -        | -       | -      | -      | -       | (D)     | -      | -     |
| 200 to 499 ----- farms..   | -        | -       | 1      | -      | -       | -       | -      | -     |
| number..   | -        | -       | (D)    | -      | -       | -       | -      | -     |
| 500 or more ----- farms..  | -        | -       | -      | -      | -       | -       | -      | -     |
| number..   | -        | -       | -      | -      | -       | -       | -      | -     |

**Table 11. Cattle and Calves—Inventory and Sales: 1987 and 1982—Con.**

[For meaning of abbreviations and symbols, see introductory text]

| Item  | Sunflower | Tallahatchie | Tate   | Tippah | Tishomingo | Tunica | Union | Walthall |
|---|-----------|--------------|--------|--------|------------|--------|-------|----------|
| <b>SALES</b>  |           |              |        |        |            |        |       |          |
| Dairy products sold ----- farms, 1987 ..                            | -         | -            | 34     | 22     | 5          | -      | 20    | 88       |
| ----- farms, 1982 ..  | -         | 2            | 39     | 36     | 11         | -      | 35    | 111      |
| ----- \$1,000, 1987 ..  | -         | -            | 5 615  | 1 935  | 334        | -      | 957   | 10 436   |
| ----- farms, 1982 ..  | -         | (D)          | 5 471  | 1 672  | 269        | -      | 2 040 | 13 322   |
| Cattle and calves sold ----- farms, 1987 ..                         | 32        | 154          | 420    | 361    | 175        | 10     | 349   | 512      |
| ----- farms, 1982 ..  | 58        | 184          | 472    | 432    | 211        | 11     | 415   | 658      |
| ----- number, 1987 ..   | 2 317     | 3 771        | 12 051 | 5 277  | 2 443      | 492    | 5 169 | 13 219   |
| ----- farms, 1982 ..  | 2 963     | 3 775        | 11 565 | 6 014  | 2 625      | 614    | 6 180 | 14 643   |
| ----- \$1,000, 1987 ..  | 969       | 1 132        | 4 274  | 1 600  | 706        | 163    | 1 665 | 3 816    |
| ----- farms, 1982 ..  | 857       | 879          | 3 218  | 1 471  | 586        | 253    | 1 595 | 3 532    |
| 1987 farms by number sold:  |           |              |        |        |            |        |       |          |
| 1 to 9 ----- farms ..   | 10        | 48           | 170    | 191    | 90         | 2      | 188   | 175      |
| ----- number ..   | 45        | 241          | 878    | 896    | 431        | (D)    | 921   | 886      |
| 10 to 19 ----- farms ..   | 9         | 40           | 101    | 88     | 47         | 2      | 86    | 123      |
| ----- number ..   | 116       | 538          | 1 352  | 1 189  | 621        | (D)    | 1 123 | 1 701    |
| 20 to 49 ----- farms ..   | 6         | 50           | 98     | 63     | 30         | 3      | 57    | 148      |
| ----- number ..   | 167       | 1 425        | 2 935  | 1 868  | 854        | 94     | 1 571 | 4 486    |
| 50 to 99 ----- farms ..   | 2         | 10           | 32     | 17     | 8          | 2      | 15    | 49       |
| ----- number ..   | (D)       | 651          | 2 098  | (D)    | 537        | (D)    | 902   | 3 349    |
| 100 to 199 ----- farms ..   | 2         | 5            | 11     | 2      | -          | -      | 2     | 13       |
| ----- number ..   | (D)       | (D)          | 1 341  | (D)    | -          | (D)    | (D)   | 1 668    |
| 200 to 499 ----- farms ..   | 2         | 1            | 7      | -      | -          | -      | 1     | 4        |
| ----- number ..   | (D)       | (D)          | (D)    | -      | -          | -      | (D)   | 1 129    |
| 500 or more ----- farms ..  | 1         | -            | 1      | -      | -          | -      | -     | -        |
| ----- number ..   | (D)       | -            | (D)    | -      | -          | -      | -     | -        |
| Calves sold ----- farms, 1987 ..                                    | 23        | 144          | 343    | 312    | 148        | 9      | 285   | 466      |
| ----- farms, 1982 ..  | 45        | 167          | 387    | 346    | 180        | 8      | 325   | 566      |
| ----- number, 1987 ..   | 450       | 2 570        | 6 516  | 3 413  | 1 376      | 248    | 2 830 | 8 273    |
| ----- farms, 1982 ..  | 1 392     | 2 789        | 6 665  | 3 424  | 1 842      | 175    | 3 822 | 9 510    |
| ----- \$1,000, 1987 ..  | 131       | 737          | 1 707  | 861    | 327        | 61     | 715   | 1 809    |
| ----- farms, 1982 ..  | 398       | 578          | 1 370  | 645    | 362        | 48     | 746   | 1 540    |
| 1987 farms by number sold:  |           |              |        |        |            |        |       |          |
| 1 to 9 ----- farms ..   | 14        | 64           | 168    | 204    | 98         | 4      | 182   | 211      |
| ----- number ..   | 67        | 300          | 809    | 816    | 449        | 22     | 806   | 975      |
| 10 to 19 ----- farms ..   | 2         | 29           | 83     | 54     | 33         | 3      | 61    | 110      |
| ----- number ..   | (D)       | 432          | 1 121  | 700    | 450        | (D)    | 761   | 1 533    |
| 20 to 49 ----- farms ..   | 4         | 45           | 67     | 46     | 16         | 1      | 36    | 113      |
| ----- number ..   | 113       | 1 268        | 1 987  | 1 272  | (D)        | (D)    | 911   | 3 264    |
| 50 to 99 ----- farms ..   | 2         | 3            | 17     | 6      | 1          | -      | 6     | 26       |
| ----- number ..   | (D)       | 240          | 1 092  | (D)    | (D)        | -      | 352   | 1 695    |
| 100 to 199 ----- farms ..   | 1         | 3            | 5      | 2      | -          | 1      | -     | 6        |
| ----- number ..   | (D)       | 330          | 622    | (D)    | -          | (D)    | -     | 806      |
| 200 to 499 ----- farms ..   | -         | -            | 3      | -      | -          | -      | -     | -        |
| ----- number ..   | -         | -            | 885    | -      | -          | -      | -     | -        |
| 500 or more ----- farms ..  | -         | -            | -      | -      | -          | -      | -     | -        |
| ----- number ..   | -         | -            | -      | -      | -          | -      | -     | -        |
| Cattle sold ----- farms, 1987 ..                                    | 24        | 88           | 293    | 231    | 112        | 10     | 213   | 325      |
| ----- farms, 1982 ..  | 43        | 96           | 318    | 296    | 130        | 11     | 242   | 425      |
| ----- number, 1987 ..   | 1 867     | 1 201        | 5 535  | 1 864  | 1 067      | 244    | 2 339 | 4 946    |
| ----- farms, 1982 ..  | 1 571     | 986          | 4 900  | 2 590  | 783        | 439    | 2 358 | 5 133    |
| ----- \$1,000, 1987 ..  | 838       | 396          | 2 567  | 739    | 379        | 103    | 950   | 2 007    |
| ----- farms, 1982 ..  | 519       | 301          | 1 847  | 825    | 224        | 205    | 849   | 1 993    |
| 1987 farms by number sold:  |           |              |        |        |            |        |       |          |
| 1 to 9 ----- farms ..   | 7         | 53           | 184    | 168    | 75         | 4      | 153   | 187      |
| ----- number ..   | 31        | 220          | 682    | 587    | 208        | 16     | 572   | 697      |
| 10 to 19 ----- farms ..   | 5         | 17           | 64     | 40     | 23         | 3      | 38    | 71       |
| ----- number ..   | 54        | 208          | 809    | 499    | 301        | 36     | 521   | 944      |
| 20 to 49 ----- farms ..   | 7         | 14           | 25     | 19     | 10         | 1      | 14    | 48       |
| ----- number ..   | 182       | 332          | 727    | 552    | 318        | (D)    | 398   | 1 371    |
| 50 to 99 ----- farms ..   | 1         | 3            | 10     | 4      | 4          | 2      | 7     | 14       |
| ----- number ..   | (D)       | (D)          | 620    | 226    | 240        | (D)    | (D)   | (D)      |
| 100 to 199 ----- farms ..   | 2         | -            | 4      | -      | -          | -      | -     | 2        |
| ----- number ..   | (D)       | -            | 448    | -      | -          | -      | -     | (D)      |
| 200 to 499 ----- farms ..   | 1         | 1            | 5      | -      | -          | -      | 1     | 3        |
| ----- number ..   | (D)       | (D)          | (D)    | -      | -          | -      | (D)   | 758      |
| 500 or more ----- farms ..  | 1         | -            | 1      | -      | -          | -      | -     | -        |
| ----- number ..   | (D)       | -            | (D)    | -      | -          | -      | -     | -        |
| Cattle fattened on grain and concentrates sold ----- farms, 1987 .. | 1         | 1            | 15     | 14     | 3          | -      | 22    | 21       |
| ----- farms, 1982 ..  | 4         | 3            | 33     | 32     | 31         | -      | 34    | 49       |
| ----- number, 1987 ..   | (D)       | (D)          | 617    | 244    | 51         | -      | 181   | 335      |
| ----- farms, 1982 ..  | (D)       | (D)          | 807    | 288    | 179        | -      | 392   | 586      |
| ----- \$1,000, 1987 ..  | (D)       | (D)          | 281    | 135    | 15         | -      | 74    | 145      |
| ----- farms, 1982 ..  | (D)       | (D)          | 292    | 78     | 49         | -      | 133   | 214      |
| 1987 farms by number sold:  |           |              |        |        |            |        |       |          |
| 1 to 9 ----- farms ..   | -         | 1            | 9      | 10     | -          | -      | 15    | 11       |
| ----- number ..   | -         | (D)          | 36     | 55     | -          | -      | 52    | 45       |
| 10 to 19 ----- farms ..   | -         | -            | 1      | -      | 2          | -      | 6     | 4        |
| ----- number ..   | -         | -            | (D)    | -      | (D)        | -      | (D)   | 50       |
| 20 to 49 ----- farms ..   | -         | -            | 3      | 1      | 1          | -      | -     | 5        |
| ----- number ..   | -         | -            | 80     | (D)    | (D)        | -      | -     | (D)      |
| 50 to 99 ----- farms ..   | 1         | -            | -      | 3      | -          | -      | 1     | 1        |
| ----- number ..   | (D)       | -            | -      | (D)    | -          | -      | (D)   | (D)      |
| 100 to 199 ----- farms ..   | -         | -            | 1      | -      | -          | -      | -     | -        |
| ----- number ..   | -         | -            | (D)    | -      | -          | -      | -     | -        |
| 200 to 499 ----- farms ..   | -         | -            | 1      | -      | -          | -      | -     | -        |
| ----- number ..   | -         | -            | (D)    | -      | -          | -      | -     | -        |
| 500 or more ----- farms ..  | -         | -            | -      | -      | -          | -      | -     | -        |
| ----- number ..   | -         | -            | -      | -      | -          | -      | -     | -        |

**Table 11. Cattle and Calves—Inventory and Sales: 1987 and 1982—Con.**

[For meaning of abbreviations and symbols, see introductory text]

| Item  | Warren | Washington | Wayne | Webster | Wilkinson | Winston | Yalobusha | Yazoo  |
|---|--------|------------|-------|---------|-----------|---------|-----------|--------|
| <b>SALES</b>  |        |            |       |         |           |         |           |        |
| Dairy products sold ----- farms, 1987 ..                            | -      | 1          | 1     | 7       | 2         | 16      | 6         | 3      |
| ----- farms, 1982 ..  | 2      | 1          | -     | 10      | 1         | 31      | 5         | 3      |
| ----- \$1,000, 1987 ..  | -      | (D)        | (D)   | 684     | (D)       | 1 673   | 612       | (D)    |
| ----- \$1,000, 1982 ..  | (D)    | (D)        | -     | 452     | (D)       | 3 086   | 342       | (D)    |
| Cattle and calves sold ----- farms, 1987 ..                         | 133    | 38         | 350   | 186     | 170       | 444     | 201       | 298    |
| ----- farms, 1982 ..  | 172    | 48         | 382   | 261     | 211       | 575     | 261       | 340    |
| ----- number, 1987 ..   | 3 966  | 1 520      | 8 276 | 3 748   | 7 861     | 8 736   | 4 244     | 11 186 |
| ----- number, 1982 ..   | 4 145  | 1 503      | 6 708 | 4 458   | 8 741     | 11 261  | 5 150     | 11 789 |
| ----- \$1,000, 1987 ..  | 1 141  | 517        | 3 013 | 1 118   | 2 839     | 2 525   | 1 180     | 3 266  |
| ----- \$1,000, 1982 ..  | 989    | 426        | 1 781 | 1 217   | 2 621     | 2 462   | 1 266     | 3 267  |
| 1987 farms by number sold:  |        |            |       |         |           |         |           |        |
| 1 to 9 ----- farms ..   | 53     | 15         | 152   | 75      | 61        | 159     | 87        | 101    |
| ----- number ..   | 257    | 66         | 784   | 411     | 323       | 831     | 432       | 467    |
| 10 to 19 ----- farms ..   | 35     | 5          | 88    | 53      | 37        | 137     | 56        | 58     |
| ----- number ..   | 468    | 79         | 903   | 729     | 484       | 1 807   | 742       | 755    |
| 20 to 49 ----- farms ..   | 19     | 9          | 104   | 39      | 40        | 114     | 40        | 77     |
| ----- number ..   | 621    | 274        | 3 132 | 1 128   | 1 235     | 3 216   | 1 073     | 2 215  |
| 50 to 99 ----- farms ..   | 18     | 5          | 21    | 17      | 13        | 27      | 9         | 36     |
| ----- number ..   | 1 235  | 348        | (D)   | (D)     | 613       | 1 832   | 617       | 2 352  |
| 100 to 199 ----- farms ..   | 5      | 3          | 1     | 1       | 11        | 6       | 7         | 19     |
| ----- number ..   | 640    | (D)        | (D)   | (D)     | 1 604     | (D)     | (D)       | 2 553  |
| 200 to 499 ----- farms ..   | 3      | 1          | 3     | 1       | 5         | 1       | 2         | 5      |
| ----- number ..   | 747    | (D)        | 784   | (D)     | 1 730     | (D)     | (D)       | (D)    |
| 500 or more ----- farms ..  | -      | -          | 1     | -       | 3         | -       | -         | 2      |
| ----- number ..   | -      | -          | (D)   | -       | 1 672     | -       | -         | (D)    |
| Calves sold ----- farms, 1987 ..                                    | 119    | 26         | 306   | 170     | 151       | 403     | 186       | 259    |
| ----- farms, 1982 ..  | 147    | 30         | 305   | 220     | 189       | 525     | 218       | 301    |
| ----- number, 1987 ..   | 2 755  | 441        | 4 501 | 2 517   | 3 424     | 5 829   | 2 792     | 6 712  |
| ----- number, 1982 ..   | 2 681  | 680        | 3 939 | 2 529   | 4 233     | 8 276   | 3 211     | 7 130  |
| ----- \$1,000, 1987 ..  | 736    | 106        | 1 291 | 679     | 944       | 1 419   | 635       | 1 473  |
| ----- \$1,000, 1982 ..  | 564    | 152        | 830   | 548     | 965       | 1 464   | 631       | 1 460  |
| 1987 farms by number sold:  |        |            |       |         |           |         |           |        |
| 1 to 9 ----- farms ..   | 60     | 16         | 159   | 91      | 68        | 188     | 102       | 100    |
| ----- number ..   | 229    | 54         | 818   | 438     | 307       | 930     | 459       | 431    |
| 10 to 19 ----- farms ..   | 23     | 3          | 66    | 45      | 49        | 132     | 47        | 59     |
| ----- number ..   | 305    | 41         | 906   | 621     | 671       | 1 716   | 561       | 743    |
| 20 to 49 ----- farms ..   | 19     | 4          | 73    | 24      | 19        | 65      | 28        | 66     |
| ----- number ..   | 581    | 103        | 2 054 | 720     | 556       | 1 796   | 792       | 1 909  |
| 50 to 99 ----- farms ..   | 11     | 2          | 6     | 9       | 10        | 16      | 5         | 24     |
| ----- number ..   | 714    | (D)        | (D)   | (D)     | 683       | (D)     | (D)       | 1 495  |
| 100 to 199 ----- farms ..   | 5      | 1          | 2     | 1       | 3         | 1       | 3         | 7      |
| ----- number ..   | (D)    | (D)        | (D)   | (D)     | (D)       | (D)     | (D)       | 966    |
| 200 to 499 ----- farms ..   | 1      | -          | -     | -       | 2         | 1       | 1         | 3      |
| ----- number ..   | (D)    | -          | -     | -       | (D)       | (D)     | (D)       | 1 168  |
| 500 or more ----- farms ..  | -      | -          | -     | -       | -         | -       | -         | -      |
| ----- number ..   | -      | -          | -     | -       | -         | -       | -         | -      |
| Cattle sold ----- farms, 1987 ..                                    | 97     | 32         | 189   | 106     | 109       | 265     | 132       | 191    |
| ----- farms, 1982 ..  | 117    | 34         | 215   | 150     | 116       | 281     | 152       | 183    |
| ----- number, 1987 ..   | 1 211  | 1 079      | 3 775 | 1 231   | 4 437     | 2 907   | 1 452     | 4 474  |
| ----- number, 1982 ..   | 1 484  | 823        | 2 769 | 1 929   | 4 508     | 2 985   | 1 939     | 4 659  |
| ----- \$1,000, 1987 ..  | 404    | 412        | 1 722 | 440     | 1 896     | 1 106   | 544       | 1 793  |
| ----- \$1,000, 1982 ..  | 425    | 274        | 951   | 689     | 1 656     | 998     | 635       | 1 807  |
| 1987 farms by number sold:  |        |            |       |         |           |         |           |        |
| 1 to 9 ----- farms ..   | 67     | 11         | 124   | 74      | 59        | 167     | 97        | 109    |
| ----- number ..   | 294    | 36         | 489   | 283     | 243       | 550     | 340       | 395    |
| 10 to 19 ----- farms ..   | 13     | 8          | 31    | 16      | 19        | 60      | 19        | 28     |
| ----- number ..   | 160    | 107        | 419   | 212     | 230       | 750     | 259       | 379    |
| 20 to 49 ----- farms ..   | 11     | 7          | 19    | 12      | 14        | 27      | 10        | 36     |
| ----- number ..   | 311    | 195        | 607   | 373     | 359       | 777     | 273       | 1 023  |
| 50 to 99 ----- farms ..   | 4      | 3          | 11    | 2       | 4         | 10      | 4         | 10     |
| ----- number ..   | (D)    | 201        | 778   | (D)     | 297       | (D)     | (D)       | 719    |
| 100 to 199 ----- farms ..   | 2      | 2          | 3     | 2       | 7         | 1       | 2         | 5      |
| ----- number ..   | (D)    | (D)        | (D)   | (D)     | 1 022     | (D)     | (D)       | 700    |
| 200 to 499 ----- farms ..   | -      | 1          | -     | -       | 4         | -       | -         | 2      |
| ----- number ..   | -      | (D)        | -     | -       | (D)       | -       | -         | (D)    |
| 500 or more ----- farms ..  | -      | -          | 1     | -       | 2         | -       | -         | 1      |
| ----- number ..   | -      | -          | (D)   | -       | (D)       | -       | -         | (D)    |
| Cattle fattened on grain and concentrates sold ----- farms, 1987 .. | 6      | -          | 17    | 7       | -         | 13      | 13        | 9      |
| ----- farms, 1982 ..  | 12     | 2          | 35    | 11      | 10        | 32      | 12        | 16     |
| ----- number, 1987 ..   | 163    | -          | 306   | 188     | -         | 135     | 73        | 147    |
| ----- number, 1982 ..   | 63     | (D)        | 323   | 67      | 250       | 465     | 138       | 251    |
| ----- \$1,000, 1987 ..  | (D)    | -          | 102   | 74      | -         | 49      | 27        | 50     |
| ----- \$1,000, 1982 ..  | 15     | (D)        | 88    | 18      | 105       | 146     | 57        | 143    |
| 1987 farms by number sold:  |        |            |       |         |           |         |           |        |
| 1 to 9 ----- farms ..   | 3      | -          | 10    | 2       | -         | 8       | 9         | 3      |
| ----- number ..   | 10     | -          | 40    | (D)     | -         | (D)     | 33        | 8      |
| 10 to 19 ----- farms ..   | 1      | -          | 2     | 2       | -         | 2       | 4         | 3      |
| ----- number ..   | (D)    | -          | (D)   | (D)     | -         | (D)     | 40        | 40     |
| 20 to 49 ----- farms ..   | 1      | -          | 3     | 1       | -         | 3       | -         | 2      |
| ----- number ..   | (D)    | -          | (D)   | (D)     | -         | 74      | -         | (D)    |
| 50 to 99 ----- farms ..   | -      | -          | 2     | 2       | -         | -       | -         | 1      |
| ----- number ..   | -      | -          | (D)   | (D)     | -         | -       | -         | (D)    |
| 100 to 199 ----- farms ..   | 1      | -          | -     | -       | -         | -       | -         | -      |
| ----- number ..   | (D)    | -          | -     | -       | -         | -       | -         | -      |
| 200 to 499 ----- farms ..   | -      | -          | -     | -       | -         | -       | -         | -      |
| ----- number ..   | -      | -          | -     | -       | -         | -       | -         | -      |
| 500 or more ----- farms ..  | -      | -          | -     | -       | -         | -       | -         | -      |
| ----- number ..   | -      | -          | -     | -       | -         | -       | -         | -      |

**Table 12. Hogs and Pigs—Inventory, Litters, and Sales: 1987 and 1982**

[For meaning of abbreviations and symbols, see introductory text]

| Item  | Mississippi | Adams | Alcorn | Amite | Attala | Benton | Boivar |
|---|-------------|-------|--------|-------|--------|--------|--------|
| <b>INVENTORY</b>  |             |       |        |       |        |        |        |
| Hogs and pigs ----- farms, 1987..                                 | 2 237       | 21    | 34     | 26    | 41     | 25     | 8      |
| 1982..  | 4 081       | 16    | 78     | 72    | 64     | 39     | 24     |
| number, 1987..  | 179 063     | 355   | 1 494  | 156   | 3 061  | 787    | (D)    |
| 1982..  | 223 274     | 250   | 2 890  | 569   | 1 624  | 1 041  | 271    |
| Farms by inventory:   |             |       |        |       |        |        |        |
| 1 to 24 ----- farms, 1987..                                       | 1 592       | 15    | 18     | 25    | 30     | 17     | 5      |
| 1982..  | 3 220       | 14    | 56     | 67    | 55     | 27     | 22     |
| number, 1987..  | 10 588      | 83    | 161    | (D)   | 181    | 74     | 58     |
| 1982..  | 20 278      | (D)   | 363    | (D)   | 273    | 164    | (D)    |
| 25 to 49 ----- farms, 1987..                                      | 189         | 4     | 3      | 1     | 2      | 3      | 2      |
| 1982..  | 310         | 1     | 6      | 2     | 6      | 5      | -      |
| number, 1987..  | 6 309       | (D)   | 82     | (D)   | (D)    | (D)    | -      |
| 1982..  | 10 662      | (D)   | 206    | (D)   | 189    | 157    | (D)    |
| 50 to 99 ----- farms, 1987..                                      | 171         | 2     | 9      | -     | 3      | 2      | 1      |
| 1982..  | 200         | -     | 8      | 3     | -      | 4      | -      |
| number, 1987..  | 11 411      | (D)   | 501    | -     | (D)    | (D)    | (D)    |
| 1982..  | 13 616      | -     | 524    | 196   | -      | 254    | -      |
| 100 to 199 ----- farms, 1987..                                    | 108         | -     | 2      | -     | 2      | 2      | -      |
| 1982..  | 147         | -     | 5      | -     | 1      | 2      | -      |
| number, 1987..  | 14 187      | 1     | (D)    | -     | (D)    | (D)    | -      |
| 1982..  | 19 634      | (D)   | 547    | -     | (D)    | (D)    | -      |
| 200 to 499 ----- farms, 1987..                                    | 102         | -     | 2      | -     | 1      | 1      | -      |
| 1982..  | 119         | -     | 2      | -     | 1      | 1      | -      |
| number, 1987..  | 30 966      | -     | (D)    | -     | (D)    | (D)    | -      |
| 1982..  | 34 802      | -     | (D)    | -     | (D)    | (D)    | -      |
| 500 to 999 ----- farms, 1987..                                    | 44          | -     | -      | -     | 3      | -      | 1      |
| 1982..  | 44          | -     | 1      | -     | 1      | -      | -      |
| number, 1987..  | 31 146      | -     | -      | -     | 2 084  | -      | (D)    |
| 1982..  | 31 611      | -     | (D)    | -     | (D)    | -      | -      |
| 1,000 or more ----- farms, 1987..                                 | 31          | -     | -      | -     | -      | -      | 1      |
| 1982..  | 41          | -     | -      | -     | -      | -      | -      |
| number, 1987..  | 74 456      | -     | -      | -     | -      | -      | (D)    |
| 1982..  | 92 671      | -     | -      | -     | -      | -      | -      |
| Hogs and pigs used or to be used for breeding ----- farms, 1987.. |             |       |        |       |        |        |        |
| 1982..  | 1 306       | 14    | 21     | 10    | 19     | 15     | 6      |
| number, 1987..  | 2 130       | 9     | 49     | 28    | 30     | 18     | 12     |
| 1982..  | 23 473      | 115   | 343    | 29    | 341    | 139    | (D)    |
| 1982..  | 27 390      | 49    | 433    | 70    | 253    | 103    | 76     |
| 1987 farms by inventory:  |             |       |        |       |        |        |        |
| 1 to 24 ----- farms..   | 1 104       | 14    | 16     | 10    | 14     | 13     | 5      |
| 25 to 49 ----- farms..  | 100         | -     | 2      | -     | 3      | 2      | -      |
| 50 to 99 ----- farms..  | 53          | -     | 3      | -     | 1      | -      | -      |
| 100 or more ----- farms..   | 49          | -     | -      | -     | 1      | -      | 1      |
| number, 1987..  | 10 702      | -     | -      | -     | (D)    | -      | (D)    |
| Other hogs and pigs ----- farms, 1987..                           |             |       |        |       |        |        |        |
| 1982..  | 2 034       | 16    | 31     | 25    | 40     | 23     | 8      |
| number, 1987..  | 3 811       | 14    | 63     | 69    | 61     | 37     | 23     |
| 1982..  | 155 590     | 240   | 1 151  | 127   | 2 720  | 648    | (D)    |
| 1982..  | 195 884     | 201   | 2 457  | 499   | 1 371  | 938    | 193    |
| <b>LITTERS</b>  |             |       |        |       |        |        |        |
| Litters of pigs farrowed between—                                 |             |       |        |       |        |        |        |
| Dec. 1 of preceding year and Nov. 30 ----- farms, 1987..          | 1 358       | 14    | 23     | 11    | 19     | 15     | 6      |
| 1982..  | 2 227       | 9     | 52     | 29    | 30     | 19     | 13     |
| number, 1987..  | 33 653      | 132   | 707    | 25    | 509    | 214    | (D)    |
| 1982..  | 40 722      | 66    | 518    | 99    | 314    | 146    | 47     |
| Dec. 1 of preceding year and May 31 ----- farms, 1987..           | 1 231       | 14    | 19     | 9     | 17     | 14     | 6      |
| 1982..  | 1 946       | 9     | 47     | 26    | 24     | 19     | 9      |
| number, 1987..  | 16 856      | 70    | 407    | 13    | 259    | 109    | (D)    |
| 1982..  | 20 871      | 44    | 277    | 64    | 170    | 81     | 26     |
| June 1 and Nov. 30 ----- farms, 1987..                            | 1 079       | 12    | 20     | 8     | 14     | 11     | 4      |
| 1982..  | 1 496       | 6     | 38     | 14    | 20     | 13     | 9      |
| number, 1987..  | 16 797      | 62    | 300    | 12    | 250    | 105    | (D)    |
| 1982..  | 19 751      | 22    | 241    | 35    | 144    | 65     | 19     |
| <b>SALES</b>  |             |       |        |       |        |        |        |
| Hogs and pigs sold ----- farms, 1987..                            | 1 622       | 18    | 30     | 15    | 32     | 17     | 9      |
| 1982..  | 2 547       | 10    | 56     | 29    | 30     | 26     | 16     |
| number, 1987..  | 284 630     | 904   | 4 345  | 147   | 3 755  | 1 034  | (D)    |
| 1982..  | 356 868     | 431   | 4 208  | 715   | 2 037  | 1 567  | (D)    |
| \$1,000, 1987..   | 28 011      | 89    | 293    | (D)   | 328    | 100    | (D)    |
| 1982..  | 37 172      | 46    | 440    | 69    | 234    | 151    | (D)    |
| 1987 farms by number sold:  |             |       |        |       |        |        |        |
| 1 to 24 ----- farms..   | 791         | 6     | 11     | 13    | 18     | 8      | 4      |
| number, 1987..  | 7 699       | 45    | 118    | (D)   | 171    | 91     | 30     |
| 25 to 49 ----- farms..  | 266         | 5     | 5      | 2     | 7      | 2      | 2      |
| number, 1987..  | 8 953       | 141   | 202    | (D)   | 232    | (D)    | (D)    |
| 50 to 99 ----- farms..  | 186         | 5     | 6      | -     | 1      | 4      | -      |
| number, 1987..  | 12 594      | (D)   | 358    | -     | (D)    | 253    | -      |
| 100 to 199 ----- farms..  | 128         | 2     | 3      | -     | 1      | 2      | 1      |
| number, 1987..  | 17 105      | (D)   | 377    | -     | (D)    | (D)    | (D)    |
| 200 to 499 ----- farms..  | 120         | -     | 4      | -     | 3      | 1      | -      |
| number, 1987..  | 34 586      | -     | (D)    | -     | 1 140  | (D)    | -      |
| 500 to 999 ----- farms..  | 68          | -     | -      | -     | 1      | -      | -      |
| number, 1987..  | 45 148      | -     | -      | -     | (D)    | -      | -      |
| 1,000 or more ----- farms..                                       | 63          | -     | 1      | -     | 1      | -      | 2      |
| number, 1987..  | 158 545     | -     | (D)    | -     | (D)    | -      | (D)    |
| Feeder pigs sold ----- farms, 1987..                              |             |       |        |       |        |        |        |
| 1982..  | 401         | 7     | 10     | 4     | 10     | 5      | 2      |
| number, 1987..  | 46 906      | 240   | 2 436  | 55    | 1 067  | 259    | (D)    |
| 1982..  | 59 035      | (D)   | 987    | 262   | 265    | 266    | (D)    |
| \$1,000, 1987..   | 1 808       | 8     | 88     | (D)   | 40     | 10     | (D)    |
| 1982..  | 2 510       | (D)   | 45     | 6     | (D)    | 11     | (D)    |
| Hogs and pigs other than feeder pigs sold ----- farms, 1987..     | 1 459       | 18    | 26     | 11    | 26     | 17     | 9      |
| 1982..  | 2 260       | 9     | 49     | 27    | 28     | 22     | 14     |
| number, 1987..  | 237 724     | 664   | 1 909  | 92    | 2 688  | 775    | 4 338  |
| 1982..  | 297 833     | (D)   | 3 221  | 453   | 1 772  | 1 301  | (D)    |
| \$1,000, 1987..   | 26 202      | 81    | 205    | 11    | 287    | 90     | (D)    |
| 1982..  | 34 662      | (D)   | 395    | 62    | 226    | 140    | (D)    |

**Table 12. Hogs and Pigs—Inventory, Litters, and Sales: 1987 and 1982—Con.**

[For meaning of abbreviations and symbols, see introductory text]

| Item  | Calhoun | Carroll | Chickasaw | Choctaw | Claiborne | Clarke | Clay  |
|---|---------|---------|-----------|---------|-----------|--------|-------|
| <b>INVENTORY</b>  |         |         |           |         |           |        |       |
| Hogs and pigs ----- farms, 1987..                                 | 36      | 50      | 33        | 24      | 17        | 23     | 47    |
| 1982..  | 49      | 59      | 50        | 37      | 40        | 46     | 46    |
| number, 1987..  | 3 917   | 1 112   | (D)       | 2 892   | 1 810     | 1 438  | 2 341 |
| 1982..  | 2 241   | 1 219   | (D)       | 1 835   | 2 964     | 1 334  | 4 627 |
| Farms by inventory:   |         |         |           |         |           |        |       |
| 1 to 24 ----- farms, 1987..                                       | 23      | 41      | 29        | 12      | 11        | 13     | 35    |
| 1982..  | 33      | 51      | 41        | 29      | 30        | 36     | 39    |
| number, 1987..  | 144     | 303     | 219       | 118     | 43        | 111    | 249   |
| 1982..  | 219     | 355     | 290       | 184     | (D)       | (D)    | 221   |
| 25 to 49 ----- farms, 1987..                                      | 2       | 4       | -         | 3       | 2         | 4      | 5     |
| 1982..  | 5       | 3       | -         | 4       | 1         | 2      | 4     |
| number, 1987..  | (D)     | (D)     | -         | (D)     | (D)       | (D)    | 143   |
| 1982..  | 176     | (D)     | (D)       | (D)     | (D)       | (D)    | 181   |
| 50 to 99 ----- farms, 1987..                                      | 6       | 2       | 2         | 1       | 1         | 2      | 4     |
| 1982..  | 4       | 2       | 1         | 1       | 5         | 5      | -     |
| number, 1987..  | (D)     | (D)     | (D)       | (D)     | (D)       | (D)    | 274   |
| 1982..  | 261     | (D)     | (D)       | (D)     | 384       | 306    | -     |
| 100 to 199 ----- farms, 1987..                                    | 2       | 1       | 1         | 4       | 1         | 3      | 1     |
| 1982..  | 4       | 2       | 2         | 2       | -         | 2      | 2     |
| number, 1987..  | (D)     | (D)     | (D)       | 577     | (D)       | (D)    | (D)   |
| 1982..  | 426     | (D)     | (D)       | (D)     | -         | (D)    | (D)   |
| 200 to 499 ----- farms, 1987..                                    | 1       | 2       | -         | 3       | -         | -      | 1     |
| 1982..  | 2       | 1       | 1         | -       | 2         | 1      | -     |
| number, 1987..  | (D)     | (D)     | -         | (D)     | -         | (D)    | (D)   |
| 1982..  | (D)     | (D)     | (D)       | -       | -         | -      | -     |
| 500 to 999 ----- farms, 1987..                                    | -       | -       | -         | -       | 2         | 1      | -     |
| 1982..  | 1       | -       | -         | -       | 2         | -      | -     |
| number, 1987..  | -       | -       | -         | -       | (D)       | (D)    | -     |
| 1982..  | (D)     | -       | -         | -       | (D)       | -      | -     |
| 1,000 or more ----- farms, 1987..                                 | 2       | -       | 1         | 1       | -         | -      | 1     |
| 1982..  | -       | -       | 1         | 1       | -         | -      | 1     |
| number, 1987..  | (D)     | -       | (D)       | (D)     | -         | -      | (D)   |
| 1982..  | -       | -       | (D)       | (D)     | -         | -      | (D)   |
| Hogs and pigs used or to be used for breeding ----- farms, 1987.. | 22      | 32      | 13        | 17      | 11        | 17     | 25    |
| 1982..  | 25      | 29      | 26        | 21      | 22        | 32     | 25    |
| number, 1987..  | 529     | 200     | (D)       | 422     | 353       | 379    | 127   |
| 1982..  | 231     | 178     | (D)       | 266     | 452       | 276    | 536   |
| 1987 farms by inventory:  |         |         |           |         |           |        |       |
| 1 to 24 ----- farms..   | 18      | 31      | 12        | 12      | 6         | 12     | 24    |
| 25 to 49 ----- farms..  | 1       | 1       | -         | 2       | 3         | 4      | 1     |
| 50 to 99 ----- farms..  | 1       | -       | -         | 2       | -         | -      | -     |
| 100 or more ----- farms..   | 2       | -       | 1         | 1       | 2         | 1      | -     |
| number, 1987..  | (D)     | -       | (D)       | (D)     | (D)       | (D)    | -     |
| Other hogs and pigs ----- farms, 1987..                           | 35      | 42      | 32        | 23      | 14        | 19     | 43    |
| 1982..  | 45      | 56      | 49        | 35      | 39        | 35     | 41    |
| number, 1987..  | 3 388   | 912     | (D)       | 2 470   | 1 457     | 1 059  | 2 214 |
| 1982..  | 2 010   | 1 041   | (D)       | 1 569   | 2 512     | 1 058  | 4 091 |
| <b>LITTERS</b>  |         |         |           |         |           |        |       |
| Litters of pigs farrowed between—                                 |         |         |           |         |           |        |       |
| Dec. 1 of preceding year and Nov. 30 ----- farms, 1987..          | 22      | 34      | 14        | 17      | 11        | 17     | 26    |
| 1982..  | 25      | 33      | 29        | 23      | 22        | 33     | 25    |
| number, 1987..  | 794     | 191     | (D)       | 613     | 582       | 457    | 205   |
| 1982..  | 435     | 256     | (D)       | 455     | 537       | 298    | (D)   |
| Dec. 1 of preceding year and May 31 ----- farms, 1987..           | 20      | 31      | 14        | 16      | 11        | 16     | 23    |
| 1982..  | 24      | 29      | 27        | 21      | 22        | 30     | 17    |
| number, 1987..  | 368     | 95      | (D)       | 288     | 278       | 221    | 111   |
| 1982..  | 248     | 133     | (D)       | 243     | 259       | 155    | (D)   |
| June 1 and Nov. 30 ----- farms, 1987..                            | 19      | 30      | 9         | 16      | 8         | 16     | 17    |
| 1982..  | 16      | 23      | 12        | 15      | 19        | 20     | 20    |
| number, 1987..  | 426     | 96      | (D)       | 325     | 304       | 236    | 94    |
| 1982..  | 187     | 123     | (D)       | 212     | 278       | 143    | (D)   |
| <b>SALES</b>  |         |         |           |         |           |        |       |
| Hogs and pigs sold ----- farms, 1987..                            | 28      | 32      | 19        | 21      | 13        | 20     | 32    |
| 1982..  | 34      | 36      | 29        | 24      | 34        | 37     | 24    |
| number, 1987..  | 6 526   | 1 714   | (D)       | 4 593   | 2 922     | 4 549  | 4 060 |
| 1982..  | 5 065   | 2 100   | (D)       | 2 740   | 4 919     | 2 530  | (D)   |
| \$1,000, 1987..   | 691     | 178     | (D)       | 429     | 251       | 243    | 499   |
| 1982..  | 509     | 209     | (D)       | 279     | 484       | 225    | (D)   |
| 1987 farms by number sold:  |         |         |           |         |           |        |       |
| 1 to 24 ----- farms..   | 10      | 19      | 11        | 9       | 7         | 5      | 17    |
| number..  | 82      | 195     | 111       | 116     | 96        | 26     | 144   |
| 25 to 49 ----- farms..  | 6       | 3       | 4         | 2       | 1         | 6      | 7     |
| number..  | 189     | 116     | 135       | (D)     | (D)       | 208    | 216   |
| 50 to 99 ----- farms..  | 6       | 5       | 1         | 2       | -         | -      | 3     |
| number..  | 390     | (D)     | (D)       | (D)     | -         | -      | 200   |
| 100 to 199 ----- farms..  | 2       | 2       | 2         | 2       | -         | 4      | 2     |
| number..  | (D)     | (D)     | (D)       | (D)     | -         | 442    | (D)   |
| 200 to 499 ----- farms..  | 1       | 3       | -         | 3       | 3         | 2      | 1     |
| number..  | (D)     | 808     | -         | 761     | 884       | (D)    | (D)   |
| 500 to 999 ----- farms..  | 1       | -       | -         | 2       | 1         | 2      | 1     |
| number..  | (D)     | -       | -         | (D)     | (D)       | (D)    | (D)   |
| 1,000 or more ----- farms..                                       | 2       | -       | 1         | 1       | 1         | 1      | 1     |
| number..  | (D)     | -       | (D)       | (D)     | (D)       | (D)    | (D)   |
| Feeder pigs sold ----- farms, 1987..                              | 4       | 4       | 4         | 5       | 4         | 9      | 8     |
| 1982..  | 7       | 10      | 5         | 6       | 8         | 12     | 4     |
| number, 1987..  | 574     | 79      | 27        | (D)     | 883       | 3 958  | 375   |
| 1982..  | 426     | 615     | 103       | 219     | 1 208     | 731    | 118   |
| \$1,000, 1987..   | 34      | 2       | 1         | (D)     | (D)       | 173    | 10    |
| 1982..  | 18      | 34      | 3         | 9       | 42        | 36     | 6     |
| Hogs and pigs other than feeder pigs sold ----- farms, 1987..     | 28      | 30      | 17        | 21      | 12        | 16     | 30    |
| 1982..  | 29      | 35      | 26        | 22      | 29        | 34     | 21    |
| number, 1987..  | 5 952   | 1 635   | (D)       | 4 039   | 2 039     | 591    | 3 685 |
| 1982..  | 4 639   | 1 485   | (D)       | 2 521   | 3 711     | 1 799  | (D)   |
| \$1,000, 1987..   | 657     | 176     | (D)       | (D)     | (D)       | 70     | 488   |
| 1982..  | 491     | 175     | (D)       | 270     | 442       | 190    | (D)   |

Table 12. Hogs and Pigs—Inventory, Litters, and Sales: 1987 and 1982—Con.

[For meaning of abbreviations and symbols, see introductory text.]

| Item  | Coahoma | Copiah | Covington | De Soto | Forrest | Franklin | George |
|---|---------|--------|-----------|---------|---------|----------|--------|
| <b>INVENTORY</b>  |         |        |           |         |         |          |        |
| Hogs and pigs ----- farms, 1987..                                 | 12      | 17     | 23        | 33      | 15      | 6        | 19     |
| ----- farms, 1982..   | 25      | 39     | 50        | 51      | 30      | 17       | 26     |
| ----- number, 1987..  | 319     | 4 911  | 199       | 656     | 593     | 191      | 4 048  |
| ----- number, 1982..  | 534     | 3 676  | 1 481     | 763     | 1 416   | 203      | 4 311  |
| Farms by inventory:   |         |        |           |         |         |          |        |
| 1 to 24 ----- farms, 1987..                                       | 7       | 11     | 22        | 28      | 11      | 2        | 12     |
| ----- farms, 1982..   | 14      | 31     | 39        | 43      | 17      | 14       | 15     |
| ----- number, 1987..  | 40      | 78     | (D)       | 180     | 61      | (D)      | 65     |
| ----- number, 1982..  | 111     | 159    | 267       | 257     | 121     | 67       | 80     |
| 25 to 49 ----- farms, 1987..                                      | 3       | -      | 1         | 2       | 1       | 2        | 2      |
| ----- farms, 1982..   | 10      | 1      | 4         | 3       | 8       | 2        | 4      |
| ----- number, 1987..  | (D)     | -      | (D)       | (D)     | (D)     | (D)      | (D)    |
| ----- number, 1982..  | (D)     | (D)    | (D)       | 133     | (D)     | (D)      | (D)    |
| 50 to 99 ----- farms, 1987..                                      | 2       | 3      | -         | 1       | 1       | 2        | 2      |
| ----- farms, 1982..   | 1       | 5      | 2         | 5       | 2       | 1        | 1      |
| ----- number, 1987..  | (D)     | 153    | -         | (D)     | (D)     | (D)      | (D)    |
| ----- number, 1982..  | (D)     | 315    | (D)       | 373     | (D)     | (D)      | (D)    |
| 100 to 199 ----- farms, 1987..                                    | -       | -      | -         | 2       | -       | -        | -      |
| ----- farms, 1982..   | -       | -      | 3         | -       | 2       | -        | 1      |
| ----- number, 1987..  | -       | -      | -         | (D)     | -       | -        | -      |
| ----- number, 1982..  | -       | -      | (D)       | -       | (D)     | -        | (D)    |
| 200 to 499 ----- farms, 1987..                                    | -       | -      | -         | -       | 2       | -        | 1      |
| ----- farms, 1982..   | -       | -      | 2         | -       | -       | -        | 2      |
| ----- number, 1987..  | -       | -      | -         | -       | (D)     | -        | (D)    |
| ----- number, 1982..  | -       | -      | (D)       | -       | -       | -        | (D)    |
| 500 to 999 ----- farms, 1987..                                    | -       | 2      | -         | -       | -       | -        | -      |
| ----- farms, 1982..   | -       | -      | -         | -       | 1       | -        | 1      |
| ----- number, 1987..  | -       | (D)    | -         | -       | (D)     | -        | (D)    |
| ----- number, 1982..  | -       | -      | -         | -       | -       | -        | -      |
| 1,000 or more ----- farms, 1987..                                 | -       | 1      | -         | -       | -       | -        | 2      |
| ----- farms, 1982..   | -       | 2      | -         | -       | -       | -        | 2      |
| ----- number, 1987..  | -       | (D)    | -         | -       | -       | -        | (D)    |
| ----- number, 1982..  | -       | (D)    | -         | -       | -       | -        | (D)    |
| Hogs and pigs used or to be used for breeding ----- farms, 1987.. | 7       | 11     | 13        | 21      | 9       | 6        | 14     |
| ----- farms, 1982..   | 14      | 19     | 25        | 31      | 19      | 6        | 20     |
| ----- number, 1987..  | 86      | 753    | 47        | 135     | 141     | 46       | 408    |
| ----- number, 1982..  | 98      | 389    | 164       | 142     | 119     | 29       | 321    |
| 1987 farms by inventory:  |         |        |           |         |         |          |        |
| 1 to 24 ----- farms..   | 7       | 8      | 13        | 19      | 7       | 6        | 11     |
| 25 to 49 ----- farms..  | -       | -      | -         | 2       | 1       | -        | 1      |
| 50 to 99 ----- farms..  | -       | -      | -         | -       | 1       | -        | -      |
| 100 or more ----- farms..   | -       | 3      | -         | -       | -       | -        | 2      |
| ----- number..  | -       | (D)    | -         | -       | -       | -        | (D)    |
| Other hogs and pigs ----- farms, 1987..                           | 11      | 17     | 18        | 31      | 12      | 6        | 19     |
| ----- farms, 1982..   | 25      | 38     | 47        | 47      | 30      | 16       | 22     |
| ----- number, 1987..  | 233     | 4 158  | 152       | 521     | 442     | 145      | 3 640  |
| ----- number, 1982..  | 436     | 3 287  | 1 317     | 621     | 1 297   | 174      | 3 990  |
| <b>LITTERS</b>  |         |        |           |         |         |          |        |
| Litters of pigs farrowed between—                                 |         |        |           |         |         |          |        |
| Dec. 1 of preceding year and Nov. 30 ----- farms, 1987..          | 7       | 11     | 14        | 21      | 9       | 6        | 14     |
| ----- farms, 1982..   | 14      | 21     | 26        | 31      | 20      | 7        | 21     |
| ----- number, 1987..  | 42      | 1 196  | 68        | 127     | 123     | 42       | 520    |
| ----- number, 1982..  | 99      | 516    | 161       | 165     | 121     | 46       | 336    |
| Dec. 1 of preceding year and May 31 ----- farms, 1987..           | 7       | 10     | 14        | 16      | 8       | 6        | 13     |
| ----- farms, 1982..   | 12      | 17     | 22        | 25      | 18      | 7        | 20     |
| ----- number, 1987..  | 22      | 598    | 40        | 55      | 61      | (D)      | 259    |
| ----- number, 1982..  | 58      | 265    | 77        | 100     | 68      | 26       | 184    |
| June 1 and Nov. 30 ----- farms, 1987..                            | 7       | 8      | 11        | 20      | 8       | 3        | 12     |
| ----- farms, 1982..   | 12      | 12     | 22        | 18      | 14      | 6        | 11     |
| ----- number, 1987..  | 20      | 598    | 28        | 72      | 62      | (D)      | 261    |
| ----- number, 1982..  | 41      | 251    | 84        | 65      | 53      | 20       | 152    |
| <b>SALES</b>  |         |        |           |         |         |          |        |
| Hogs and pigs sold ----- farms, 1987..                            | 11      | 9      | 22        | 27      | 10      | 6        | 10     |
| ----- farms, 1982..   | 18      | 18     | 37        | 31      | 27      | 10       | 21     |
| ----- number, 1987..  | 228     | 10 197 | 567       | 1 205   | 1 379   | (D)      | 4 424  |
| ----- number, 1982..  | 435     | (D)    | 1 641     | 770     | 2 997   | 248      | 4 248  |
| ----- \$1,000, 1987..   | 22      | 884    | (D)       | (D)     | 100     | (D)      | 369    |
| ----- \$1,000, 1982..   | 39      | (D)    | 147       | 82      | 316     | 19       | 376    |
| 1987 farms by number sold:  |         |        |           |         |         |          |        |
| 1 to 24 ----- farms..   | 9       | 2      | 15        | 21      | 4       | 4        | 4      |
| ----- number..  | (D)     | (D)    | 97        | 183     | 35      | 56       | 32     |
| 25 to 49 ----- farms..  | -       | 2      | 4         | 1       | 2       | -        | 2      |
| ----- number..  | -       | (D)    | 125       | (D)     | (D)     | -        | (D)    |
| 50 to 99 ----- farms..  | 2       | -      | 2         | 1       | -       | 1        | -      |
| ----- number..  | (D)     | -      | (D)       | (D)     | -       | (D)      | -      |
| 100 to 199 ----- farms..  | -       | 2      | 1         | 3       | 1       | -        | 1      |
| ----- number..  | -       | (D)    | (D)       | (D)     | (D)     | -        | (D)    |
| 200 to 499 ----- farms..  | -       | -      | -         | -       | 3       | -        | -      |
| ----- number..  | -       | -      | -         | -       | (D)     | -        | -      |
| 500 to 999 ----- farms..  | -       | -      | -         | 1       | -       | 1        | 1      |
| ----- number..  | -       | -      | -         | (D)     | -       | (D)      | 2      |
| 1,000 or more ----- farms..                                       | -       | 3      | -         | -       | -       | -        | 2      |
| ----- number..  | -       | (D)    | -         | -       | -       | -        | (D)    |
| Feeder pigs sold ----- farms, 1987..                              | 1       | 2      | 4         | 6       | 4       | 2        | 3      |
| ----- farms, 1982..   | 7       | 5      | 6         | 8       | 6       | 3        | 10     |
| ----- number, 1987..  | (D)     | (D)    | (D)       | 115     | (D)     | (D)      | (D)    |
| ----- number, 1982..  | 80      | (D)    | 552       | 117     | 463     | 84       | (D)    |
| ----- \$1,000, 1987..   | (D)     | (D)    | (D)       | (D)     | (D)     | (D)      | (D)    |
| ----- \$1,000, 1982..   | 3       | (D)    | 28        | 3       | 24      | 4        | (D)    |
| Hogs and pigs other than feeder pigs sold ----- farms, 1987..     | 11      | 9      | 21        | 26      | 8       | 4        | 10     |
| ----- farms, 1982..   | 16      | 16     | 33        | 24      | 26      | 9        | 19     |
| ----- number, 1987..  | (D)     | (D)    | (D)       | 1 090   | (D)     | 911      | (D)    |
| ----- number, 1982..  | 355     | (D)    | 1 089     | 653     | 2 534   | 164      | (D)    |
| ----- \$1,000, 1987..   | (D)     | (D)    | 33        | 131     | (D)     | (D)      | (D)    |
| ----- \$1,000, 1982..   | 36      | (D)    | 119       | 79      | 293     | 15       | (D)    |

**Table 12. Hogs and Pigs—Inventory, Litters, and Sales: 1987 and 1982—Con.**

[For meaning of abbreviations and symbols, see introductory text]

| Item  | Greene | Grenada | Hancock | Harrison | Hinds | Holmes | Humphreys |
|---|--------|---------|---------|----------|-------|--------|-----------|
| <b>INVENTORY</b>  |        |         |         |          |       |        |           |
| Hogs and pigs ----- farms, 1987--                                 | 28     | 18      | 19      | 8        | 59    | 54     | 18        |
| ----- farms, 1982--   | 50     | 31      | 20      | 33       | 119   | 86     | 25        |
| ----- number, 1987--  | 408    | 556     | 760     | 175      | 3 424 | 829    | 521       |
| ----- number, 1982--  | 1 230  | 1 983   | 281     | 598      | 1 748 | 1 010  | 728       |
| Farms by inventory:   |        |         |         |          |       |        |           |
| 1 to 24 ----- farms, 1987--                                       | 24     | 13      | 14      | 6        | 41    | 49     | 12        |
| ----- farms, 1982--   | 45     | 18      | 16      | 27       | 107   | 79     | 22        |
| ----- number, 1987--  | 147    | 89      | 135     | (D)      | 235   | 263    | 130       |
| ----- number, 1982--  | (D)    | 134     | 127     | (D)      | 701   | 559    | 178       |
| 25 to 49 ----- farms, 1987--                                      | 2      | 2       | -       | -        | 10    | 1      | 2         |
| ----- farms, 1982--   | 2      | 5       | 4       | 5        | 8     | 2      | 1         |
| ----- number, 1987--  | (D)    | (D)     | -       | -        | (D)   | (D)    | (D)       |
| ----- number, 1982--  | (D)    | 155     | 154     | 198      | 283   | (D)    | (D)       |
| 50 to 99 ----- farms, 1987--                                      | 1      | 1       | 2       | 2        | 2     | 3      | 3         |
| ----- farms, 1982--   | -      | 5       | -       | -        | 2     | 4      | -         |
| ----- number, 1987--  | (D)    | (D)     | (D)     | (D)      | (D)   | 229    | 191       |
| ----- number, 1982--  | -      | 374     | -       | -        | (D)   | 263    | -         |
| 100 to 199 ----- farms, 1987--                                    | 1      | 1       | 2       | -        | 3     | -      | 1         |
| ----- farms, 1982--   | 1      | -       | -       | -        | -     | 1      | 1         |
| ----- number, 1987--  | (D)    | (D)     | (D)     | -        | 373   | -      | (D)       |
| ----- number, 1982--  | (D)    | -       | -       | -        | -     | (D)    | (D)       |
| 200 to 499 ----- farms, 1987--                                    | -      | 1       | 1       | -        | 2     | 1      | -         |
| ----- farms, 1982--   | 2      | 2       | -       | 1        | 2     | -      | 1         |
| ----- number, 1987--  | -      | (D)     | (D)     | -        | (D)   | (D)    | (D)       |
| ----- number, 1982--  | (D)    | (D)     | -       | (D)      | (D)   | -      | (D)       |
| 500 to 999 ----- farms, 1987--                                    | -      | 1       | -       | -        | -     | -      | -         |
| ----- farms, 1982--   | -      | -       | -       | -        | -     | -      | -         |
| ----- number, 1987--  | -      | (D)     | -       | -        | -     | -      | -         |
| ----- number, 1982--  | -      | (D)     | -       | -        | -     | -      | -         |
| 1,000 or more ----- farms, 1987--                                 | -      | -       | -       | -        | 1     | -      | -         |
| ----- farms, 1982--   | -      | -       | -       | -        | -     | -      | -         |
| ----- number, 1987--  | -      | -       | -       | -        | (D)   | -      | -         |
| ----- number, 1982--  | -      | -       | -       | -        | -     | -      | -         |
| Hogs and pigs used or to be used for breeding ----- farms, 1987-- | 15     | 9       | 15      | 7        | 35    | 28     | 12        |
| ----- farms, 1982--   | 29     | 22      | 14      | 21       | 61    | 44     | 18        |
| ----- number, 1987--  | 70     | 65      | 181     | 52       | 419   | 64     | 83        |
| ----- number, 1982--  | 94     | 397     | 102     | 136      | 238   | 177    | 132       |
| 1987 farms by inventory:  |        |         |         |          |       |        |           |
| 1 to 24 ----- farms   | 15     | 8       | 12      | 7        | 31    | 28     | 12        |
| 25 to 49 ----- farms  | -      | 1       | 3       | -        | 1     | -      | -         |
| 50 to 99 ----- farms  | -      | -       | -       | -        | 2     | -      | -         |
| 100 or more ----- farms   | -      | -       | -       | -        | 1     | -      | -         |
| ----- number  | -      | -       | -       | -        | (D)   | -      | -         |
| Other hogs and pigs ----- farms, 1987--                           | 25     | 17      | 14      | 6        | 54    | 52     | 17        |
| ----- farms, 1982--   | 49     | 31      | 14      | 31       | 114   | 82     | 22        |
| ----- number, 1987--  | 338    | 491     | 579     | 123      | 3 005 | 765    | 438       |
| ----- number, 1982--  | 1 136  | 1 586   | 179     | 462      | 1 510 | 833    | 596       |
| <b>LITTERS</b>  |        |         |         |          |       |        |           |
| Litters of pigs farrowed between--                                |        |         |         |          |       |        |           |
| Dec. 1 of preceding year and Nov. 30 ----- farms, 1987--          | 18     | 10      | 15      | 7        | 36    | 30     | 12        |
| ----- farms, 1982--   | 33     | 22      | 14      | 23       | 68    | 45     | 19        |
| ----- number, 1987--  | 80     | 78      | 262     | 70       | 587   | 66     | 94        |
| ----- number, 1982--  | 120    | 305     | 108     | 136      | 265   | 222    | 74        |
| Dec. 1 of preceding year and May 31 ----- farms, 1987--           | 15     | 10      | 15      | 7        | 35    | 29     | 10        |
| ----- farms, 1982--   | 30     | 20      | 10      | 20       | 58    | 41     | 17        |
| ----- number, 1987--  | 46     | 39      | 125     | 38       | 324   | 38     | 42        |
| ----- number, 1982--  | 72     | 146     | 51      | 65       | 138   | 142    | 41        |
| June 1 and Nov. 30 ----- farms, 1987--                            | 12     | 8       | 15      | 5        | 28    | 18     | 12        |
| ----- farms, 1982--   | 19     | 17      | 11      | 19       | 43    | 23     | 12        |
| ----- number, 1987--  | 34     | 39      | 137     | 32       | 263   | 28     | 52        |
| ----- number, 1982--  | 48     | 159     | 57      | 71       | 127   | 80     | 33        |
| <b>SALES</b>  |        |         |         |          |       |        |           |
| Hogs and pigs sold ----- farms, 1987--                            | 21     | 13      | 14      | 6        | 43    | 24     | 15        |
| ----- farms, 1982--   | 35     | 22      | 14      | 24       | 70    | 45     | 20        |
| ----- number, 1987--  | 437    | 668     | 1 443   | 529      | 4 760 | 717    | 914       |
| ----- number, 1982--  | 1 164  | 2 241   | 716     | 941      | 1 658 | 1 036  | 1 908     |
| \$1,000, 1987--   | 34     | 51      | 116     | 27       | 563   | 80     | (D)       |
| \$1,000, 1982--   | 111    | 190     | 36      | 70       | 160   | 83     | 183       |
| 1987 farms by number sold:  |        |         |         |          |       |        |           |
| 1 to 24 ----- farms   | 17     | 10      | 4       | 4        | 25    | 17     | 5         |
| ----- number  | 204    | 80      | 62      | (D)      | 281   | 137    | 50        |
| 25 to 49 ----- farms  | 3      | 1       | 5       | -        | 8     | 3      | 5         |
| ----- number  | (D)    | (D)     | (D)     | -        | 255   | 96     | 142       |
| 50 to 99 ----- farms  | -      | -       | -       | -        | 3     | 3      | 3         |
| ----- number  | -      | -       | -       | -        | 186   | (D)    | (D)       |
| 100 to 199 ----- farms  | 1      | 1       | -       | -        | 2     | -      | 1         |
| ----- number  | (D)    | (D)     | -       | -        | (D)   | -      | (D)       |
| 200 to 499 ----- farms  | -      | 1       | 5       | 2        | 2     | 1      | 1         |
| ----- number  | -      | (D)     | (D)     | (D)      | (D)   | (D)    | (D)       |
| 500 to 999 ----- farms  | -      | -       | -       | -        | 2     | -      | -         |
| ----- number  | -      | -       | -       | -        | (D)   | -      | -         |
| 1,000 or more ----- farms   | -      | -       | -       | -        | 1     | -      | -         |
| ----- number  | -      | -       | -       | -        | (D)   | -      | -         |
| Feeder pigs sold ----- farms, 1987--                              | 8      | 6       | 9       | 4        | 8     | 2      | -         |
| ----- farms, 1982--   | 11     | 9       | 9       | 10       | 15    | 10     | 4         |
| ----- number, 1987--  | 149    | (D)     | 737     | (D)      | 149   | (D)    | -         |
| ----- number, 1982--  | 359    | 794     | 595     | 619      | 367   | 355    | (D)       |
| \$1,000, 1987--   | 6      | (D)     | 35      | (D)      | 7     | (D)    | -         |
| \$1,000, 1982--   | 17     | 20      | 22      | 32       | 11    | 10     | (D)       |
| Hogs and pigs other than feeder pigs sold ----- farms, 1987--     | 15     | 9       | 9       | 5        | 40    | 23     | 15        |
| ----- farms, 1982--   | 27     | 16      | 7       | 17       | 64    | 39     | 20        |
| ----- number, 1987--  | 288    | (D)     | 706     | (D)      | 4 611 | (D)    | 914       |
| ----- number, 1982--  | 805    | 1 447   | 121     | 322      | 1 291 | 681    | (D)       |
| \$1,000, 1987--   | 28     | (D)     | 81      | (D)      | 556   | (D)    | (D)       |
| \$1,000, 1982--   | 94     | 170     | 15      | 39       | 149   | 73     | (D)       |

**Table 12. Hogs and Pigs—Inventory, Litters, and Sales: 1987 and 1982—Con.**

[For meaning of abbreviations and symbols, see introductory text]

| Item  | Issaquena | Itawamba | Jackson | Jasper | Jefferson | Jefferson Davis | Jones |
|---|-----------|----------|---------|--------|-----------|-----------------|-------|
| <b>INVENTORY</b>  |           |          |         |        |           |                 |       |
| Hogs and pigs ----- farms, 1987--                                 | -         | 34       | 16      | 26     | 17        | 29              | 40    |
| 1982--  | 5         | 85       | 22      | 61     | 33        | 57              | 59    |
| number, 1987--  | -         | 2 579    | (D)     | 1 941  | (D)       | 2 407           | 995   |
| 1982--  | 21        | 6 210    | 930     | 3 472  | 3 005     | 1 531           | 4 556 |
| Farms by inventory:   |           |          |         |        |           |                 |       |
| 1 to 24 ----- farms, 1987--                                       | -         | 24       | 11      | 18     | 15        | 21              | 32    |
| 1982--  | 5         | 50       | 15      | 43     | 29        | 50              | 31    |
| number, 1987--  | -         | 201      | 64      | 84     | 58        | 147             | 143   |
| 1982--  | 21        | 353      | (D)     | 196    | 165       | (D)             | 167   |
| 25 to 49 ----- farms, 1987--                                      | -         | 2        | 3       | 3      | -         | 3               | 3     |
| 1982--  | -         | 13       | 5       | 5      | 2         | 3               | 10    |
| number, 1987--  | -         | (D)      | (D)     | (D)    | -         | (D)             | 97    |
| 1982--  | -         | 458      | 150     | 192    | (D)       | 138             | 323   |
| 50 to 99 ----- farms, 1987--                                      | -         | 2        | 1       | 1      | -         | 1               | 3     |
| 1982--  | -         | 4        | -       | 7      | -         | 3               | 4     |
| number, 1987--  | -         | (D)      | (D)     | (D)    | -         | (D)             | (D)   |
| 1982--  | -         | 262      | -       | 482    | (D)       | 194             | 270   |
| 100 to 199 ----- farms, 1987--                                    | -         | 3        | -       | 1      | -         | 1               | 7     |
| 1982--  | -         | 9        | 1       | 1      | -         | -               | 1     |
| number, 1987--  | -         | 424      | (D)     | (D)    | -         | (D)             | (D)   |
| 1982--  | -         | 1 179    | (D)     | (D)    | -         | -               | (D)   |
| 200 to 499 ----- farms, 1987--                                    | -         | 1        | -       | 2      | 1         | 2               | 1     |
| 1982--  | -         | 6        | -       | 3      | -         | -               | 5     |
| number, 1987--  | -         | (D)      | -       | (D)    | (D)       | (D)             | (D)   |
| 1982--  | -         | 1 585    | -       | 720    | -         | -               | 1 437 |
| 500 to 999 ----- farms, 1987--                                    | -         | 2        | -       | 1      | -         | -               | -     |
| 1982--  | -         | 2        | 1       | 1      | -         | 1               | 2     |
| number, 1987--  | -         | (D)      | (D)     | (D)    | -         | (D)             | -     |
| 1982--  | -         | (D)      | (D)     | (D)    | -         | (D)             | (D)   |
| 1,000 or more ----- farms, 1987--                                 | -         | -        | 1       | -      | 1         | 1               | -     |
| 1982--  | -         | 1        | -       | 1      | 1         | -               | -     |
| number, 1987--  | -         | -        | (D)     | -      | (D)       | (D)             | -     |
| 1982--  | -         | (D)      | -       | (D)    | (D)       | -               | -     |
| Hogs and pigs used or to be used for breeding ----- farms, 1987-- | -         | 23       | 6       | 14     | 7         | 20              | 14    |
| 1982--  | 2         | 51       | 10      | 30     | 20        | 34              | 39    |
| number, 1987--  | -         | 385      | (D)     | 312    | (D)       | 532             | 137   |
| 1982--  | (D)       | 540      | 76      | 663    | (D)       | 255             | 752   |
| 1987 farms by inventory:  |           |          |         |        |           |                 |       |
| 1 to 24 ----- farms, 1987--                                       | -         | 20       | 4       | 11     | 6         | 17              | 13    |
| 1987--  | -         | -        | 1       | -      | -         | 2               | 1     |
| 25 to 49 ----- farms, 1987--                                      | -         | 2        | -       | 1      | -         | -               | -     |
| 1987--  | -         | 1        | -       | 1      | -         | 1               | -     |
| 50 to 99 ----- farms, 1987--                                      | -         | 1        | -       | -      | 1         | -               | -     |
| 1987--  | -         | 1        | -       | -      | 1         | -               | -     |
| 100 or more ----- farms, 1987--                                   | -         | 1        | -       | -      | 1         | -               | -     |
| 1987--  | -         | (D)      | (D)     | (D)    | (D)       | (D)             | (D)   |
| Other hogs and pigs ----- farms, 1987--                           | -         | 30       | 15      | 23     | 15        | 27              | 35    |
| 1982--  | 5         | 76       | 21      | 56     | 31        | 52              | 55    |
| number, 1987--  | -         | 2 194    | (D)     | 1 629  | (D)       | 1 875           | 858   |
| 1982--  | (D)       | 5 670    | 854     | 2 809  | (D)       | 1 276           | 3 804 |
| <b>LITTERS</b>  |           |          |         |        |           |                 |       |
| Litters of pigs farrowed between--                                |           |          |         |        |           |                 |       |
| Dec. 1 of preceding year and Nov. 30 ----- farms, 1987--          | -         | 23       | 6       | 16     | 8         | 21              | 14    |
| 1982--  | 2         | 54       | 11      | 30     | 20        | 35              | 39    |
| number, 1987--  | -         | 506      | (D)     | 605    | (D)       | 552             | 165   |
| 1982--  | (D)       | 759      | 70      | 1 053  | (D)       | 322             | 963   |
| Dec. 1 of preceding year and May 31 ----- farms, 1987--           | -         | 22       | 4       | 14     | 8         | 21              | 13    |
| 1982--  | 2         | 45       | 11      | 28     | 18        | 33              | 34    |
| number, 1987--  | -         | 250      | (D)     | 275    | (D)       | 274             | 78    |
| 1982--  | (D)       | 408      | 43      | 542    | 336       | 174             | 485   |
| June 1 and Nov. 30 ----- farms, 1987--                            | -         | 21       | 5       | 13     | 2         | 17              | 13    |
| 1982--  | 2         | 43       | 6       | 20     | 12        | 16              | 32    |
| number, 1987--  | -         | 256      | (D)     | 330    | (D)       | 278             | 87    |
| 1982--  | (D)       | 351      | 27      | 511    | (D)       | 148             | 478   |
| <b>SALES</b>  |           |          |         |        |           |                 |       |
| Hogs and pigs sold ----- farms, 1987--                            | -         | 27       | 14      | 18     | 10        | 19              | 20    |
| 1982--  | 2         | 69       | 20      | 32     | 18        | 31              | 45    |
| number, 1987--  | -         | 4 062    | (D)     | 3 993  | (D)       | 6 355           | 1 188 |
| 1982--  | (D)       | 10 580   | 914     | 7 557  | (D)       | 1 822           | 9 795 |
| \$1,000, 1987--   | -         | 373      | (D)     | (D)    | (D)       | (D)             | 123   |
| 1982--  | (D)       | 1 007    | 106     | 504    | (D)       | 182             | 840   |
| 1987 farms by number sold:  |           |          |         |        |           |                 |       |
| 1 to 24 ----- farms, 1987--                                       | -         | 11       | 9       | 6      | 8         | 11              | 8     |
| 1987--  | -         | 98       | 95      | 95     | 54        | 137             | 30    |
| 25 to 49 ----- farms, 1987--                                      | -         | 4        | 3       | 5      | 1         | 3               | 5     |
| 1987--  | -         | 143      | 118     | 168    | (D)       | 90              | 140   |
| 50 to 99 ----- farms, 1987--                                      | -         | 3        | -       | 2      | -         | -               | 4     |
| 1987--  | -         | 210      | -       | (D)    | -         | -               | 245   |
| 100 to 199 ----- farms, 1987--                                    | -         | 5        | 1       | -      | -         | 1               | 1     |
| 1987--  | -         | 666      | (D)     | -      | -         | (D)             | (D)   |
| 200 to 499 ----- farms, 1987--                                    | -         | 1        | -       | 3      | -         | 3               | 2     |
| 1987--  | -         | (D)      | -       | 760    | -         | (D)             | (D)   |
| 500 to 999 ----- farms, 1987--                                    | -         | 2        | -       | 1      | -         | -               | -     |
| 1987--  | -         | (D)      | -       | (D)    | -         | -               | -     |
| 1,000 or more ----- farms, 1987--                                 | -         | 1        | 1       | 1      | 1         | 1               | -     |
| 1987--  | -         | (D)      | (D)     | (D)    | (D)       | (D)             | -     |
| Feeder pigs sold ----- farms, 1987--                              | -         | 5        | 1       | 5      | 2         | 9               | 5     |
| 1982--  | 2         | 20       | 2       | 17     | 7         | 5               | 21    |
| number, 1987--  | -         | 927      | (D)     | 602    | (D)       | (D)             | 297   |
| 1982--  | -         | 2 899    | (D)     | 5 015  | 154       | 53              | 4 332 |
| \$1,000, 1987--   | -         | 29       | (D)     | (D)    | (D)       | 29              | 13    |
| 1982--  | -         | 101      | (D)     | 223    | 8         | 2               | 187   |
| Hogs and pigs other than feeder pigs sold ----- farms, 1987--     | -         | 26       | 13      | 16     | 9         | 16              | 16    |
| 1982--  | 2         | 57       | 20      | 20     | 14        | 26              | 38    |
| number, 1987--  | -         | 3 135    | (D)     | 3 391  | 3 863     | (D)             | 891   |
| 1982--  | (D)       | 7 681    | (D)     | 2 542  | (D)       | 1 789           | 5 463 |
| \$1,000, 1987--   | -         | 344      | (D)     | 348    | (D)       | (D)             | 109   |
| 1982--  | (D)       | 906      | (D)     | 281    | (D)       | 180             | 652   |



**Table 12. Hogs and Pigs—Inventory, Litters, and Sales: 1987 and 1982—Con.**

[For meaning of abbreviations and symbols, see introductory text]

| Item  | Kemper | Lafayette | Lamar | Lauderdale | Lawrence | Leake | Lee   | Leflore |
|---|--------|-----------|-------|------------|----------|-------|-------|---------|
| <b>INVENTORY</b>  |        |           |       |            |          |       |       |         |
| Hogs and pigs ----- farms, 1987..                                 | 29     | 27        | 26    | 16         | 11       | 33    | 24    | 11      |
| ----- farms, 1982..   | 69     | 41        | 30    | 37         | 28       | 72    | 48    | 22      |
| ----- number, 1987..  | 578    | 267       | 676   | 124        | 667      | 877   | 1 058 | 466     |
| ----- number, 1982..  | 1 371  | 1 197     | 407   | 467        | 1 471    | 2 007 | 1 128 | 301     |
| Farms by inventory:   |        |           |       |            |          |       |       |         |
| 1 to 24 ----- farms, 1987..                                       | 24     | 24        | 22    | 15         | 9        | 28    | 19    | 9       |
| ----- farms, 1982..   | 55     | 31        | 28    | 34         | 24       | 63    | 40    | 18      |
| ----- number, 1987..  | 161    | 146       | 158   | (D)        | (D)      | 153   | 99    | (D)     |
| ----- number, 1982..  | 341    | 229       | (D)   | 192        | (D)      | (D)   | 163   | 136     |
| 25 to 49 ----- farms, 1987..                                      | -      | 2         | -     | 1          | -        | 1     | -     | -       |
| ----- farms, 1982..   | 6      | 3         | 1     | 2          | 1        | 1     | 4     | 3       |
| ----- number, 1987..  | -      | (D)       | -     | (D)        | -        | (D)   | -     | -       |
| ----- number, 1982..  | 199    | 96        | (D)   | (D)        | (D)      | (D)   | (D)   | (D)     |
| 50 to 99 ----- farms, 1987..                                      | 4      | 1         | 2     | -          | 1        | 2     | 1     | 1       |
| ----- farms, 1982..   | 5      | 4         | -     | -          | -        | 1     | 1     | 1       |
| ----- number, 1987..  | (D)    | (D)       | (D)   | -          | (D)      | (D)   | (D)   | (D)     |
| ----- number, 1982..  | 376    | 256       | -     | -          | -        | (D)   | (D)   | (D)     |
| 100 to 199 ----- farms, 1987..                                    | -      | -         | 1     | -          | -        | 1     | 1     | -       |
| ----- farms, 1982..   | 2      | 2         | -     | -          | -        | 4     | 2     | -       |
| ----- number, 1987..  | -      | -         | (D)   | -          | -        | (D)   | (D)   | -       |
| ----- number, 1982..  | (D)    | (D)       | -     | -          | -        | 467   | (D)   | -       |
| 200 to 499 ----- farms, 1987..                                    | 1      | -         | 1     | -          | -        | 1     | 3     | 1       |
| ----- farms, 1982..   | 1      | 1         | 1     | 1          | 2        | 2     | 1     | (D)     |
| ----- number, 1987..  | (D)    | -         | (D)   | -          | -        | (D)   | (D)   | -       |
| ----- number, 1982..  | (D)    | (D)       | (D)   | (D)        | (D)      | (D)   | (D)   | -       |
| 500 to 999 ----- farms, 1987..                                    | -      | -         | -     | -          | 1        | -     | -     | -       |
| ----- farms, 1982..   | -      | -         | -     | -          | 1        | 1     | -     | -       |
| ----- number, 1987..  | -      | -         | -     | -          | (D)      | -     | -     | -       |
| ----- number, 1982..  | -      | -         | -     | -          | (D)      | (D)   | -     | -       |
| 1,000 or more ----- farms, 1987..                                 | -      | -         | -     | -          | -        | -     | -     | -       |
| ----- farms, 1982..   | -      | -         | -     | -          | -        | -     | -     | -       |
| ----- number, 1987..  | -      | -         | -     | -          | -        | -     | -     | -       |
| ----- number, 1982..  | -      | -         | -     | -          | -        | -     | -     | -       |
| Hogs and pigs used or to be used for breeding ----- farms, 1987.. | 18     | 15        | 12    | 10         | 7        | 13    | 9     | 4       |
| ----- farms, 1982..   | 34     | 32        | 10    | 17         | 13       | 35    | 19    | 12      |
| ----- number, 1987..  | 89     | 61        | 134   | 52         | (D)      | 197   | (D)   | 10      |
| ----- number, 1982..  | 147    | 199       | 47    | 65         | 127      | 322   | 164   | 62      |
| 1987 farms by inventory:  |        |           |       |            |          |       |       |         |
| 1 to 24 ----- farms..   | 18     | 15        | 9     | 10         | 6        | 12    | 7     | 4       |
| 25 to 49 ----- farms..  | -      | -         | 2     | -          | -        | -     | -     | -       |
| 50 to 99 ----- farms..  | -      | -         | 1     | -          | -        | -     | 1     | -       |
| 100 or more ----- farms..   | -      | -         | -     | -          | -        | -     | -     | -       |
| number, 1987..  | -      | -         | -     | -          | (D)      | -     | (D)   | -       |
| number, 1982..  | -      | -         | -     | -          | 9        | 32    | 24    | 11      |
| Other hogs and pigs ----- farms, 1987..                           | 26     | 24        | 23    | 11         | 9        | 32    | 24    | 11      |
| ----- farms, 1982..   | 68     | 37        | 28    | 36         | 27       | 69    | 45    | 21      |
| ----- number, 1987..  | 489    | 206       | 542   | 72         | (D)      | 660   | (D)   | 456     |
| ----- number, 1982..  | 1 224  | 998       | 360   | 402        | 1 344    | 1 685 | 964   | 239     |
| <b>LITTERS</b>  |        |           |       |            |          |       |       |         |
| Litters of pigs farrowed between—                                 |        |           |       |            |          |       |       |         |
| Dec. 1 of preceding year and Nov. 30 ----- farms, 1987..          | 18     | 15        | 12    | 11         | 7        | 14    | 9     | 5       |
| ----- farms, 1982..   | 36     | 33        | 11    | 19         | 13       | 35    | 20    | 12      |
| ----- number, 1987..  | 98     | 48        | 76    | 54         | 131      | 366   | (D)   | 12      |
| ----- number, 1982..  | 196    | 269       | 54    | 65         | 187      | 508   | 236   | 65      |
| Dec. 1 of preceding year and May 31 ----- farms, 1987..           | 16     | 13        | 8     | 11         | 7        | 13    | 8     | 3       |
| ----- farms, 1982..   | 29     | 26        | 7     | 17         | 12       | 33    | 18    | 12      |
| ----- number, 1987..  | 46     | 21        | 24    | 32         | 74       | 165   | (D)   | 7       |
| ----- number, 1982..  | 101    | 194       | 27    | 51         | 95       | 292   | 119   | 41      |
| June 1 and Nov. 30 ----- farms, 1987..                            | 15     | 13        | 8     | 8          | 5        | 13    | 4     | 3       |
| ----- farms, 1982..   | 20     | 18        | 7     | 8          | 10       | 22    | 14    | 6       |
| ----- number, 1987..  | 52     | 27        | 52    | 22         | 57       | 161   | (D)   | 5       |
| ----- number, 1982..  | 95     | 75        | 27    | 14         | 92       | 216   | 117   | 24      |
| <b>SALES</b>  |        |           |       |            |          |       |       |         |
| Hogs and pigs sold ----- farms, 1987..                            | 19     | 18        | 19    | 10         | 9        | 16    | 16    | 9       |
| ----- farms, 1982..   | 36     | 33        | 17    | 23         | 13       | 34    | 22    | 17      |
| ----- number, 1987..  | 668    | 309       | 813   | 412        | 754      | 2 857 | 2 811 | (D)     |
| ----- number, 1982..  | 1 353  | 1 278     | 530   | 1 460      | 1 297    | 3 607 | 1 879 | 413     |
| \$1,000, 1987..   | 67     | 25        | (D)   | 40         | 75       | 161   | 276   | (D)     |
| \$1,000, 1982..   | 147    | 121       | 44    | 174        | 142      | 307   | 219   | 45      |
| 1987 farms by number sold:  |        |           |       |            |          |       |       |         |
| 1 to 24 ----- farms..   | 11     | 13        | 14    | 4          | 5        | 10    | 9     | 7       |
| number, 1987..  | 142    | 124       | 139   | 53         | 34       | 112   | 66    | 76      |
| 25 to 49 ----- farms..  | 4      | 4         | 1     | 3          | 1        | 1     | 1     | -       |
| number, 1987..  | 145    | (D)       | (D)   | 95         | (D)      | (D)   | (D)   | -       |
| 50 to 99 ----- farms..  | 2      | 1         | -     | 2          | 2        | 3     | 2     | -       |
| number, 1987..  | (D)    | (D)       | -     | (D)        | (D)      | (D)   | (D)   | -       |
| 100 to 199 ----- farms..  | 2      | -         | 3     | 1          | -        | 1     | 1     | -       |
| number, 1987..  | (D)    | -         | (D)   | (D)        | -        | (D)   | (D)   | -       |
| 200 to 499 ----- farms..  | -      | -         | 1     | -          | -        | -     | 1     | 1       |
| number, 1987..  | -      | -         | (D)   | -          | -        | -     | (D)   | (D)     |
| 500 to 999 ----- farms..  | -      | -         | -     | -          | 1        | -     | 1     | (D)     |
| number, 1987..  | -      | -         | -     | -          | (D)      | -     | (D)   | (D)     |
| 1,000 or more ----- farms..                                       | -      | -         | -     | -          | -        | 1     | 1     | (D)     |
| number, 1987..  | -      | -         | -     | -          | -        | (D)   | (D)   | -       |
| Feeder pigs sold ----- farms, 1987..                              | 5      | 7         | 6     | 3          | 1        | 7     | 4     | -       |
| ----- farms, 1982..   | 5      | 9         | 4     | 2          | 3        | 7     | 7     | 1       |
| ----- number, 1987..  | 115    | 74        | 380   | 141        | (D)      | (D)   | (D)   | (D)     |
| ----- number, 1982..  | 299    | 242       | 57    | (D)        | 24       | 1 454 | 165   | (D)     |
| \$1,000, 1987..   | 4      | 2         | (D)   | 6          | (D)      | (D)   | (D)   | (D)     |
| \$1,000, 1982..   | 15     | 8         | 2     | 10         | 1        | 55    | 6     | (D)     |
| Hogs and pigs other than feeder pigs sold ----- farms, 1987..     | 17     | 14        | 17    | 10         | 9        | 15    | 14    | 9       |
| ----- farms, 1982..   | 34     | 28        | 13    | 23         | 10       | 31    | 19    | 16      |
| ----- number, 1987..  | 553    | 235       | 433   | 271        | (D)      | (D)   | (D)   | (D)     |
| ----- number, 1982..  | 1 054  | 1 036     | 473   | (D)        | 1 273    | 2 133 | 1 714 | (D)     |
| \$1,000, 1987..   | 63     | 24        | 52    | 32         | (D)      | (D)   | (D)   | (D)     |
| \$1,000, 1982..   | 132    | 113       | 42    | (D)        | 141      | 262   | 213   | (D)     |

Table 12. Hogs and Pigs—Inventory, Litters, and Sales: 1987 and 1982—Con.

[For meaning of abbreviations and symbols, see introductory text]

| Item  | Lincoln | Lowndes | Madison | Marion | Marshall | Monroe | Montgomery | Neshoba |
|---|---------|---------|---------|--------|----------|--------|------------|---------|
| <b>INVENTORY</b>                              |         |         |         |        |          |        |            |         |
| Hogs and pigs                                 |         |         |         |        |          |        |            |         |
| farms, 1987..                                 | 13      | 38      | 50      | 39     | 57       | 34     | 32         | 18      |
| 1982..  | 22      | 55      | 81      | 77     | 117      | 58     | 47         | 42      |
| number, 1987..                                | 556     | 1 817   | 1 017   | 881    | 3 298    | 6 465  | 1 405      | 298     |
| 1982..  | 784     | 1 874   | 3 351   | 1 326  | 2 622    | 4 778  | 382        | 767     |
| Farms by inventory:                           |         |         |         |        |          |        |            |         |
| 1 to 24                                       |         |         |         |        |          |        |            |         |
| farms, 1987..                                 | 7       | 20      | 39      | 36     | 48       | 22     | 25         | 16      |
| 1982..  | 19      | 47      | 72      | 70     | 95       | 45     | 43         | 34      |
| number, 1987..                                | 37      | 155     | 196     | 216    | 314      | 155    | 153        | (D)     |
| 1982..  | 114     | 370     | 408     | 509    | 589      | 357    | 227        | 178     |
| 25 to 49                                      |         |         |         |        |          |        |            |         |
| farms, 1987..                                 | 5       | 7       | 7       | 4      | 8        | 1      | 3          | -       |
| 1982..  | -       | 2       | 2       | 4      | 4        | 3      | 2          | 4       |
| number, 1987..                                | (D)     | (D)     | (D)     | -      | (D)      | (D)    | 102        | -       |
| 1982..  | -       | (D)     | (D)     | 133    | 264      | 75     | (D)        | (D)     |
| 50 to 99                                      |         |         |         |        |          |        |            |         |
| farms, 1987..                                 | -       | 3       | 1       | -      | 1        | 2      | -          | -       |
| 1982..  | 1       | 1       | 1       | 1      | 4        | 4      | 2          | 1       |
| number, 1987..                                | (D)     | (D)     | (D)     | (D)    | (D)      | (D)    | -          | -       |
| 1982..  | -       | (D)     | (D)     | (D)    | 326      | 321    | (D)        | (D)     |
| 100 to 199                                    |         |         |         |        |          |        |            |         |
| farms, 1987..                                 | -       | 6       | 1       | 2      | 1        | 3      | 2          | 2       |
| 1982..  | -       | 1       | 2       | -      | 9        | 3      | -          | 3       |
| number, 1987..                                | -       | (D)     | (D)     | (D)    | (D)      | 300    | (D)        | (D)     |
| 1982..  | -       | (D)     | (D)     | (D)    | (D)      | 425    | -          | 423     |
| 200 to 499                                    |         |         |         |        |          |        |            |         |
| farms, 1987..                                 | 1       | 2       | 2       | 1      | 2        | 2      | 1          | -       |
| 1982..  | 2       | 4       | 2       | 2      | 1        | -      | -          | -       |
| number, 1987..                                | (D)     | (D)     | (D)     | (D)    | (D)      | (D)    | (D)        | -       |
| 1982..  | (D)     | (D)     | (D)     | (D)    | (D)      | -      | -          | -       |
| 500 to 999                                    |         |         |         |        |          |        |            |         |
| farms, 1987..                                 | -       | -       | -       | -      | -        | 2      | 1          | -       |
| 1982..  | -       | -       | 1       | -      | -        | 1      | -          | -       |
| number, 1987..                                | -       | -       | (D)     | -      | -        | (D)    | (D)        | -       |
| 1982..  | -       | -       | (D)     | -      | -        | (D)    | -          | -       |
| 1,000 or more                                 |         |         |         |        |          |        |            |         |
| farms, 1987..                                 | -       | -       | -       | -      | 1        | 2      | -          | -       |
| 1982..  | -       | -       | 1       | -      | -        | 2      | -          | -       |
| number, 1987..                                | -       | -       | (D)     | -      | (D)      | (D)    | -          | -       |
| 1982..  | -       | -       | (D)     | -      | -        | (D)    | -          | -       |
| Hogs and pigs used or to be used for breeding |         |         |         |        |          |        |            |         |
| farms, 1987..                                 | 8       | 23      | 22      | 19     | 34       | 20     | 16         | 8       |
| 1982..  | 6       | 30      | 34      | 49     | 62       | 34     | 17         | 22      |
| number, 1987..                                | 86      | 179     | 139     | 206    | 219      | 899    | 158        | 118     |
| 1982..  | (D)     | 363     | 329     | 160    | 320      | 802    | 74         | 148     |
| 1987 farms by inventory:                      |         |         |         |        |          |        |            |         |
| 1 to 24                                       | 7       | 21      | 21      | 16     | 33       | 14     | 13         | 6       |
| 25 to 49                                      | 1       | 2       | 1       | 2      | -        | 1      | 2          | 1       |
| 50 to 99                                      | -       | -       | -       | -      | 1        | 2      | 1          | 1       |
| 100 or more                                   | -       | -       | -       | 1      | -        | 2      | -          | -       |
| farms..                                       | -       | -       | -       | (D)    | -        | (D)    | -          | -       |
| number..                                      | -       | -       | -       | -      | -        | -      | -          | -       |
| Other hogs and pigs                           |         |         |         |        |          |        |            |         |
| farms, 1987..                                 | 12      | 37      | 47      | 36     | 52       | 33     | 31         | 15      |
| 1982..  | 22      | 50      | 76      | 75     | 108      | 57     | 43         | 39      |
| number, 1987..                                | 470     | 1 638   | 878     | 675    | 3 079    | 5 566  | 1 247      | 180     |
| 1982..  | (D)     | 1 511   | 3 022   | 1 166  | 2 302    | 3 976  | 308        | 619     |
| <b>LITTERS</b>                                |         |         |         |        |          |        |            |         |
| Litters of pigs farrowed between—             |         |         |         |        |          |        |            |         |
| Dec. 1 of preceding year and Nov. 30          |         |         |         |        |          |        |            |         |
| farms, 1987..                                 | 8       | 25      | 25      | 21     | 34       | 22     | 16         | 8       |
| 1982..  | 6       | 31      | 36      | 49     | 69       | 35     | 17         | 22      |
| number, 1987..                                | 116     | 191     | 198     | 287    | 511      | 1 392  | 226        | 67      |
| 1982..  | (D)     | 397     | 332     | 157    | 437      | 1 320  | 54         | 96      |
| Dec. 1 of preceding year and May 31           |         |         |         |        |          |        |            |         |
| farms, 1987..                                 | 8       | 20      | 22      | 17     | 29       | 19     | 14         | 8       |
| 1982..  | 6       | 30      | 32      | 45     | 56       | 31     | 14         | 19      |
| number, 1987..                                | 58      | 96      | 110     | 128    | 250      | 687    | 110        | 35      |
| 1982..  | (D)     | 205     | 171     | 90     | 209      | 650    | 37         | 54      |
| June 1 and Nov. 30                            |         |         |         |        |          |        |            |         |
| farms, 1987..                                 | 8       | 23      | 18      | 15     | 26       | 18     | 15         | 6       |
| 1982..  | 2       | 23      | 21      | 32     | 40       | 26     | 10         | 13      |
| number, 1987..                                | 58      | 95      | 88      | 161    | 261      | 705    | 116        | 32      |
| 1982..  | (D)     | 192     | 161     | 67     | 228      | 670    | 17         | 42      |
| <b>SALES</b>                                  |         |         |         |        |          |        |            |         |
| Hogs and pigs sold                            |         |         |         |        |          |        |            |         |
| farms, 1987..                                 | 10      | 39      | 36      | 20     | 37       | 25     | 19         | 10      |
| 1982..  | 12      | 33      | 41      | 51     | 75       | 36     | 20         | 23      |
| number, 1987..                                | (D)     | 2 690   | 1 819   | 2 860  | 3 257    | 10 704 | 2 641      | 535     |
| 1982..  | 1 141   | 2 814   | 10 796  | 1 237  | 4 878    | 7 338  | 455        | 604     |
| \$1,000, 1987..                               | (D)     | 335     | 168     | 175    | 320      | 1 055  | 279        | 52      |
| 1982..  | 129     | 216     | 1 241   | 138    | 440      | 764    | 52         | 50      |
| 1987 farms by number sold:                    |         |         |         |        |          |        |            |         |
| 1 to 24                                       | 5       | 20      | 22      | 12     | 22       | 9      | 11         | 6       |
| number..                                      | 56      | 211     | 240     | 136    | 193      | 84     | 77         | 66      |
| 25 to 49                                      | 3       | 6       | 5       | 5      | 8        | 5      | 1          | -       |
| number..                                      | 90      | 221     | 189     | 194    | 225      | 178    | (D)        | -       |
| 50 to 99                                      | -       | 4       | 4       | -      | 2        | 2      | 2          | 2       |
| number..                                      | -       | 324     | (D)     | -      | (D)      | (D)    | (D)        | (D)     |
| 100 to 199                                    | -       | 6       | 2       | -      | 4        | 2      | 1          | 2       |
| number..                                      | -       | 862     | (D)     | -      | 589      | (D)    | (D)        | (D)     |
| 200 to 499                                    | 1       | 3       | 3       | 2      | -        | 1      | 2          | -       |
| number..                                      | (D)     | 1 062   | 621     | (D)    | -        | (D)    | (D)        | -       |
| 500 to 999                                    | -       | -       | -       | -      | -        | 4      | 1          | -       |
| number..                                      | -       | -       | -       | -      | -        | 2 342  | (D)        | -       |
| 1,000 or more                                 | 1       | -       | -       | 1      | 1        | 2      | 1          | -       |
| number..                                      | (D)     | -       | -       | (D)    | (D)      | (D)    | (D)        | -       |
| Feeder pigs sold                              |         |         |         |        |          |        |            |         |
| farms, 1987..                                 | -       | 6       | 6       | 7      | 8        | 12     | 3          | 1       |
| 1982..  | -       | 12      | 5       | 7      | 23       | 9      | 5          | 9       |
| number, 1987..                                | -       | 465     | 140     | (D)    | 89       | 1 671  | 37         | (D)     |
| 1982..  | -       | 1 811   | 64      | 74     | 891      | 385    | 48         | 286     |
| \$1,000, 1987..                               | -       | (D)     | 4       | (D)    | 2        | 64     | 1          | (D)     |
| 1982..  | -       | 92      | (D)     | 3      | 36       | 12     | 16         | 12      |
| Hogs and pigs other than feeder pigs sold     |         |         |         |        |          |        |            |         |
| farms, 1987..                                 | 10      | 37      | 34      | 16     | 34       | 23     | 16         | 10      |
| 1982..  | 12      | 30      | 38      | 48     | 32       | 32     | 15         | 18      |
| number, 1987..                                | (D)     | 2 215   | 1 479   | (D)    | 3 168    | 9 033  | 2 604      | (D)     |
| 1982..  | 1 141   | 1 003   | 10 732  | 1 163  | 3 987    | 6 953  | 407        | 316     |
| \$1,000, 1987..                               | (D)     | 123     | 164     | (D)    | 318      | 991    | 276        | (D)     |
| 1982..  | 129     | (D)     | 1 239   | 136    | 404      | 752    | 50         | 37      |

**Table 12. Hogs and Pigs—Inventory, Litters, and Sales: 1987 and 1982—Con.**

[For meaning of abbreviations and symbols, see introductory text]

| Item                                      | Newton                     | Noxubee | Oktibbeha | Panola | Pearl River | Perry | Pike  | Pontotoc |
|---|----------------------------|---------|-----------|--------|-------------|-------|-------|----------|
| <b>INVENTORY</b>                          |                            |         |           |        |             |       |       |          |
| Hogs and pigs                             | 16                         | 55      | 26        | 33     | 32          | 22    | 30    | 39       |
| ----- farms, 1987--                       | 69                         | 72      | 49        | 62     | 61          | 30    | 69    | 89       |
| ----- farms, 1982--                       | 2 883                      | 15 827  | 4 663     | 706    | 493         | 801   | 1 014 | 1 808    |
| ----- number, 1987--                      | 10 009                     | 11 983  | 5 757     | 4 193  | 1 446       | 1 128 | 2 669 | 8 815    |
| ----- number, 1982--                      | <b>Farms by inventory:</b> |         |           |        |             |       |       |          |
| 1 to 24                                   | 7                          | 21      | 15        | 24     | 25          | 17    | 27    | 28       |
| ----- farms, 1987--                       | 38                         | 49      | 37        | 49     | 47          | 24    | 60    | 72       |
| ----- farms, 1982--                       | 33                         | 148     | (D)       | 142    | 152         | 141   | 167   | 178      |
| ----- number, 1987--                      | 273                        | 334     | 236       | 252    | 218         | (D)   | 305   | 400      |
| ----- number, 1982--                      | 2                          | 10      | 1         | 5      | 4           | 1     | 1     | 4        |
| 25 to 49                                  | 3                          | 6       | 2         | --     | 6           | 1     | 6     | 9        |
| ----- farms, 1987--                       | (D)                        | 386     | (D)       | 199    | 122         | (D)   | (D)   | (D)      |
| ----- farms, 1982--                       | 96                         | 170     | (D)       | --     | 209         | (D)   | 194   | 288      |
| 50 to 99                                  | 1                          | 5       | --        | 3      | 3           | --    | --    | 1        |
| ----- farms, 1987--                       | 6                          | 6       | 1         | 3      | 3           | 1     | --    | 4        |
| ----- farms, 1982--                       | (D)                        | 314     | --        | (D)    | 219         | --    | --    | (D)      |
| ----- number, 1987--                      | 447                        | 377     | (D)       | 181    | 184         | (D)   | --    | 287      |
| ----- number, 1982--                      | 3                          | 6       | --        | 1      | --          | 3     | --    | 3        |
| 100 to 199                                | 8                          | 8       | 1         | 4      | 3           | 2     | 2     | --       |
| ----- farms, 1987--                       | (D)                        | 830     | (D)       | (D)    | --          | (D)   | --    | 409      |
| ----- farms, 1982--                       | 1 087                      | 1 202   | (D)       | 575    | (D)         | (D)   | (D)   | --       |
| 200 to 499                                | --                         | 11      | 9         | --     | --          | 1     | 2     | 2        |
| ----- farms, 1987--                       | 8                          | 1       | 6         | 3      | 2           | 2     | --    | 3        |
| ----- farms, 1982--                       | 2 655                      | (D)     | 3 381     | --     | --          | (D)   | (D)   | (D)      |
| ----- number, 1987--                      | 3                          | 1       | 1 803     | 725    | (D)         | (D)   | --    | (D)      |
| ----- number, 1982--                      | 4                          | 1       | --        | 2      | --          | --    | --    | 1        |
| 500 to 999                                | 2 250                      | (D)     | --        | --     | --          | --    | --    | (D)      |
| ----- farms, 1987--                       | (D)                        | (D)     | --        | (D)    | --          | --    | --    | --       |
| ----- farms, 1982--                       | --                         | 1       | 1         | --     | --          | --    | --    | --       |
| 1,000 or more                             | 2                          | 1       | 2         | 1      | --          | --    | 1     | 1        |
| ----- farms, 1987--                       | (D)                        | (D)     | (D)       | (D)    | --          | --    | (D)   | (D)      |
| ----- farms, 1982--                       | 8                          | 37      | 15        | 17     | 21          | 8     | 19    | 27       |
| Hogs and pigs used or to be used for      | 44                         | 41      | 26        | 25     | 26          | 18    | 27    | 33       |
| breeding                                  | 387                        | 1 800   | 594       | 90     | 91          | 66    | 169   | 315      |
| ----- farms, 1987--                       | 1 540                      | 1 157   | 541       | 427    | 139         | 196   | 145   | (D)      |
| ----- farms, 1982--                       | 5                          | 21      | 8         | 17     | 21          | 7     | 17    | 22       |
| 1987 farms by inventory:                  | --                         | 11      | 3         | --     | --          | 1     | 2     | 3        |
| 1 to 24                                   | 2                          | 4       | 2         | --     | --          | --    | --    | 2        |
| 25 to 49                                  | 1                          | 1       | 2         | --     | --          | --    | --    | --       |
| 50 to 99                                  | (D)                        | (D)     | (D)       | --     | --          | --    | --    | --       |
| 100 or more                               | 14                         | 47      | 21        | 31     | 28          | 22    | 22    | 37       |
| Other hogs and pigs                       | 68                         | 65      | 45        | 61     | 53          | 27    | 66    | 88       |
| ----- farms, 1987--                       | 2 496                      | 14 027  | 4 069     | 616    | 402         | 735   | 845   | 1 493    |
| ----- farms, 1982--                       | 8 469                      | 10 826  | 5 216     | 3 766  | 1 307       | 932   | 2 524 | (D)      |
| <b>LITTERS</b>                            |                            |         |           |        |             |       |       |          |
| Litters of pigs farrowed between--        | 8                          | 37      | 15        | 18     | 23          | 10    | 19    | 27       |
| Dec. 1 of preceding year and Nov. 30      | 45                         | 43      | 28        | 26     | 28          | 18    | 28    | 33       |
| ----- farms, 1987--                       | 514                        | 3 097   | 762       | 88     | 109         | 76    | 223   | 394      |
| ----- farms, 1982--                       | 2 217                      | 2 181   | 1 041     | 747    | 150         | 218   | 124   | (D)      |
| Dec. 1 of preceding year and May 31       | 8                          | 35      | 14        | 13     | 22          | 9     | 17    | 21       |
| ----- farms, 1987--                       | 38                         | 39      | 25        | 26     | 24          | 16    | 23    | 29       |
| ----- farms, 1982--                       | 233                        | 1 511   | 371       | 39     | 56          | 40    | 119   | 208      |
| ----- number, 1987--                      | 1 075                      | 1 112   | 532       | 402    | 91          | 115   | 69    | (D)      |
| ----- number, 1982--                      | 8                          | 33      | 13        | 11     | 18          | 5     | 12    | 21       |
| June 1 and Nov. 30                        | 37                         | 30      | 18        | 15     | 18          | 12    | 18    | 24       |
| ----- farms, 1987--                       | 281                        | 1 586   | 391       | 49     | 53          | 36    | 104   | 186      |
| ----- farms, 1982--                       | 1 142                      | 1 069   | 509       | 345    | 59          | 103   | 55    | (D)      |
| <b>SALES</b>                              |                            |         |           |        |             |       |       |          |
| Hogs and pigs sold                        | 15                         | 46      | 21        | 18     | 20          | 15    | 26    | 27       |
| ----- farms, 1987--                       | 58                         | 59      | 25        | 32     | 32          | 18    | 34    | 42       |
| ----- farms, 1982--                       | 7 612                      | 21 758  | 6 069     | 1 028  | 545         | 1 868 | 1 598 | 2 360    |
| ----- number, 1987--                      | 23 830                     | 17 455  | 7 356     | 6 620  | 3 274       | 1 302 | 2 990 | (D)      |
| ----- number, 1982--                      | 675                        | 2 410   | 696       | 115    | 51          | 192   | 182   | 206      |
| ----- \$1,000, 1987--                     | 1 997                      | 1 995   | 815       | 667    | 318         | 109   | 341   | (D)      |
| 1987 farms by number sold:                | 4                          | 10      | 7         | 7      | 12          | 8     | 18    | 14       |
| 1 to 24                                   | 26                         | 109     | 32        | 75     | 144         | 73    | 153   | 93       |
| ----- farms, 1987--                       | 3                          | 7       | 1         | 6      | 6           | 3     | 4     | 5        |
| ----- farms, 1982--                       | 96                         | 265     | (D)       | 227    | (D)         | 124   | 138   | 182      |
| 25 to 49                                  | --                         | 3       | 1         | 4      | --          | --    | 1     | 3        |
| ----- farms, 1987--                       | --                         | 221     | (D)       | (D)    | (D)         | --    | (D)   | 206      |
| ----- farms, 1982--                       | 2                          | 12      | 3         | --     | 1           | 1     | 1     | --       |
| 100 to 199                                | (D)                        | 1 543   | 350       | --     | (D)         | (D)   | (D)   | --       |
| 200 to 499                                | --                         | 9       | 5         | --     | --          | 1     | --    | 3        |
| ----- farms, 1987--                       | --                         | 3 236   | 1 896     | --     | --          | (D)   | --    | (D)      |
| ----- farms, 1982--                       | 4                          | 3       | 3         | 1      | --          | 2     | 2     | 2        |
| 500 to 999                                | 2 507                      | (D)     | 2 586     | (D)    | --          | (D)   | (D)   | (D)      |
| ----- farms, 1987--                       | 2                          | 2       | 1         | --     | --          | --    | --    | --       |
| ----- farms, 1982--                       | (D)                        | (D)     | (D)       | --     | --          | --    | --    | --       |
| 1,000 or more                             | 3                          | 3       | 3         | 3      | 5           | 3     | 9     | 10       |
| ----- farms, 1987--                       | 25                         | 8       | 1         | 12     | 8           | 9     | 5     | 12       |
| ----- farms, 1982--                       | (D)                        | (D)     | (D)       | (D)    | 85          | (D)   | 164   | 950      |
| ----- number, 1987--                      | 11 072                     | 311     | (D)       | 937    | 211         | 409   | 329   | 414      |
| ----- number, 1982--                      | 462                        | 14      | (D)       | 42     | 3           | (D)   | 6     | 45       |
| Hogs and pigs other than feeder pigs sold | 49                         | 56      | 25        | 23     | 28          | 14    | 33    | 37       |
| ----- farms, 1987--                       | 12                         | 45      | 20        | 17     | 16          | 12    | 18    | 23       |
| ----- farms, 1982--                       | 49                         | 56      | 25        | 23     | 28          | 14    | 33    | 37       |
| ----- number, 1987--                      | (D)                        | (D)     | (D)       | (D)    | 460         | (D)   | 1 434 | 1 410    |
| ----- number, 1982--                      | 12 758                     | 17 144  | (D)       | 5 683  | 3 063       | 893   | 2 661 | (D)      |
| ----- \$1,000, 1987--                     | (D)                        | (D)     | (D)       | (D)    | 48          | (D)   | 175   | 161      |
| ----- \$1,000, 1982--                     | 1 536                      | 1 980   | (D)       | 625    | 313         | 99    | 331   | (D)      |

Table 12. Hogs and Pigs—Inventory, Litters, and Sales: 1987 and 1982—Con.

[For meaning of abbreviations and symbols, see introductory text]

| Item  | Prentiss | Quitman | Rankin | Scott | Sharkey | Simpson | Smith | Stone |
|---|----------|---------|--------|-------|---------|---------|-------|-------|
| <b>INVENTORY</b>  |          |         |        |       |         |         |       |       |
| Hogs and pigs ----- farms, 1987..                                 | 31       | 7       | 32     | 33    | 5       | 39      | 32    | 16    |
| ----- farms, 1982..   | 65       | 8       | 55     | 65    | 8       | 82      | 43    | 21    |
| ----- number, 1987..  | 3 880    | 111     | 11 824 | 1 462 | 511     | 7 093   | 1 002 | 2 807 |
| ----- number, 1982..  | 4 165    | 82      | 10 812 | 4 835 | (D)     | 5 526   | 2 160 | 3 280 |
| Farms by inventory:   |          |         |        |       |         |         |       |       |
| 1 to 24 ----- farms, 1987..                                       | 16       | 6       | 17     | 23    | 2       | 18      | 26    | 10    |
| ----- farms, 1982..   | 51       | 8       | 35     | 45    | 7       | 61      | 35    | 12    |
| ----- number, 1987..  | 122      | (D)     | 118    | 118   | (D)     | 93      | 197   | 104   |
| ----- number, 1982..  | 326      | 82      | 211    | 233   | 22      | 311     | 220   | 81    |
| 25 to 49 ----- farms, 1987..                                      | 2        | 1       | 1      | 1     | 1       | 6       | 1     | 1     |
| ----- farms, 1982..   | 3        | -       | 5      | 5     | -       | 7       | 2     | 3     |
| ----- number, 1987..  | (D)      | (D)     | (D)    | (D)   | (D)     | (D)     | (D)   | (D)   |
| ----- number, 1982..  | 109      | -       | 192    | 178   | -       | (D)     | (D)   | (D)   |
| 50 to 99 ----- farms, 1987..                                      | 6        | -       | 4      | 4     | 1       | 2       | 3     | 2     |
| ----- farms, 1982..   | 4        | -       | 3      | 4     | -       | 1       | 1     | 2     |
| ----- number, 1987..  | (D)      | -       | (D)    | 313   | (D)     | (D)     | 170   | (D)   |
| ----- number, 1982..  | 254      | -       | 245    | 263   | (D)     | (D)     | (D)   | (D)   |
| 100 to 199 ----- farms, 1987..                                    | 1        | -       | 5      | 2     | -       | 4       | 1     | -     |
| ----- farms, 1982..   | 2        | -       | 6      | 6     | -       | 6       | 2     | -     |
| ----- number, 1987..  | (D)      | -       | 729    | (D)   | -       | 400     | (D)   | -     |
| ----- number, 1982..  | (D)      | -       | (D)    | (D)   | -       | 860     | (D)   | -     |
| 200 to 499 ----- farms, 1987..                                    | 4        | -       | 1      | 3     | 1       | 4       | -     | 1     |
| ----- farms, 1982..   | 2        | -       | 2      | 4     | 1       | 4       | 1     | 2     |
| ----- number, 1987..  | 1 500    | -       | (D)    | 700   | (D)     | 1 525   | -     | (D)   |
| ----- number, 1982..  | (D)      | -       | (D)    | 970   | (D)     | 1 103   | (D)   | (D)   |
| 500 to 999 ----- farms, 1987..                                    | 2        | -       | 2      | -     | -       | 3       | 1     | 3     |
| ----- farms, 1982..   | 3        | -       | 3      | -     | -       | 3       | 2     | -     |
| ----- number, 1987..  | (D)      | -       | (D)    | -     | -       | (D)     | (D)   | 2 195 |
| ----- number, 1982..  | 2 600    | -       | (D)    | -     | -       | (D)     | (D)   | -     |
| 1,000 or more ----- farms, 1987..                                 | -        | -       | 2      | -     | -       | 2       | -     | -     |
| ----- farms, 1982..   | -        | -       | 1      | 1     | -       | 2       | -     | 2     |
| ----- number, 1987..  | -        | -       | (D)    | -     | -       | (D)     | -     | -     |
| ----- number, 1982..  | -        | -       | (D)    | (D)   | -       | (D)     | -     | (D)   |
| Hogs and pigs used or to be used for breeding ----- farms, 1987.. | 23       | 5       | 22     | 15    | 1       | 22      | 22    | 8     |
| ----- farms, 1982..   | 35       | 6       | 32     | 29    | 1       | 39      | 23    | 12    |
| ----- number, 1987..  | 425      | 26      | 1 534  | 143   | (D)     | 727     | 220   | 371   |
| ----- number, 1982..  | 373      | 14      | 1 721  | 687   | (D)     | 698     | 287   | 300   |
| 1987 farms by inventory:  |          |         |        |       |         |         |       |       |
| 1 to 24 ----- farms..   | 16       | 5       | 15     | 13    | 1       | 12      | 19    | 4     |
| 25 to 49 ----- farms..  | 6        | -       | 1      | 2     | -       | 4       | 3     | -     |
| 50 to 99 ----- farms..  | -        | -       | 2      | -     | -       | 4       | -     | 3     |
| 100 or more ----- farms..   | 1        | -       | 4      | -     | -       | 2       | -     | 1     |
| ----- number..  | (D)      | -       | 1 239  | -     | -       | (D)     | -     | (D)   |
| Other hogs and pigs ----- farms, 1987..                           | 29       | 7       | 25     | 33    | 5       | 38      | 26    | 16    |
| ----- farms, 1982..   | 56       | 7       | 52     | 61    | 8       | 75      | 39    | 18    |
| ----- number, 1987..  | 3 455    | 85      | 10 290 | 1 319 | (D)     | 6 366   | 782   | 2 436 |
| ----- number, 1982..  | 3 792    | 68      | 9 091  | 4 148 | (D)     | 4 828   | 1 873 | 2 980 |
| <b>LITTERS</b>  |          |         |        |       |         |         |       |       |
| Litters of pigs farrowed between--                                |          |         |        |       |         |         |       |       |
| Dec. 1 of preceding year and Nov. 30 ----- farms, 1987..          | 24       | 5       | 22     | 16    | 2       | 24      | 24    | 8     |
| ----- farms, 1982..   | 35       | 6       | 34     | 31    | 1       | 40      | 24    | 12    |
| ----- number, 1987..  | 459      | 22      | 2 390  | 241   | (D)     | 1 073   | 295   | 528   |
| ----- number, 1982..  | 479      | 16      | 2 947  | 1 231 | (D)     | 1 074   | 510   | 420   |
| Dec. 1 of preceding year and May 31 ----- farms, 1987..           | 22       | 5       | 19     | 15    | 1       | 23      | 22    | 8     |
| ----- farms, 1982..   | 27       | 5       | 28     | 30    | 1       | 34      | 22    | 12    |
| ----- number, 1987..  | 221      | 11      | 1 287  | 126   | (D)     | 518     | 158   | 271   |
| ----- number, 1982..  | 231      | 9       | 1 458  | 619   | (D)     | 540     | 259   | 190   |
| June 1 and Nov. 30 ----- farms, 1987..                            | 20       | 5       | 18     | 12    | 2       | 21      | 17    | 6     |
| ----- farms, 1982..   | 24       | 4       | 27     | 20    | 2       | 35      | 19    | 11    |
| ----- number, 1987..  | 238      | 11      | 1 103  | 115   | (D)     | 555     | 137   | 257   |
| ----- number, 1982..  | 248      | 7       | 1 489  | 612   | -       | 534     | 251   | 230   |
| <b>SALES</b>  |          |         |        |       |         |         |       |       |
| Hogs and pigs sold ----- farms, 1987..                            | 26       | 7       | 24     | 20    | 3       | 32      | 24    | 12    |
| ----- farms, 1982..   | 41       | 7       | 37     | 46    | 2       | 51      | 30    | 19    |
| ----- number, 1987..  | 5 312    | 160     | 18 405 | 2 203 | (D)     | 10 551  | 2 234 | 3 245 |
| ----- number, 1982..  | 5 729    | 79      | 19 621 | 9 049 | (D)     | 6 801   | 3 425 | 5 027 |
| \$1,000, 1987..   | 524      | 12      | 1 796  | 194   | (D)     | 1 080   | 167   | 408   |
| \$1,000, 1982..   | 673      | 6       | 2 195  | 897   | (D)     | 837     | 247   | 554   |
| 1987 farms by number sold:  |          |         |        |       |         |         |       |       |
| 1 to 24 ----- farms..   | 10       | 5       | 5      | 10    | 1       | 14      | 12    | 3     |
| ----- number..  | 116      | (D)     | 24     | 95    | (D)     | 135     | 119   | 44    |
| 25 to 49 ----- farms..  | 2        | 1       | 2      | 2     | 1       | 3       | -     | 1     |
| ----- number..  | (D)      | (D)     | (D)    | (D)   | (D)     | 99      | -     | (D)   |
| 50 to 99 ----- farms..  | 4        | 1       | 6      | -     | -       | 2       | 5     | 3     |
| ----- number..  | 266      | (D)     | 409    | -     | -       | (D)     | 348   | 186   |
| 100 to 199 ----- farms..  | 1        | -       | 4      | 3     | -       | 4       | 4     | -     |
| ----- number..  | (D)      | -       | 607    | 355   | -       | 600     | 529   | -     |
| 200 to 499 ----- farms..  | 4        | -       | 1      | 4     | -       | 3       | 1     | 2     |
| ----- number..  | (D)      | -       | (D)    | (D)   | -       | 1 102   | (D)   | (D)   |
| 500 to 999 ----- farms..  | 4        | -       | 2      | 1     | 1       | 2       | 2     | 3     |
| ----- number..  | 2 308    | -       | (D)    | (D)   | (D)     | (D)     | (D)   | (D)   |
| 1,000 or more ----- farms..                                       | 1        | -       | 4      | -     | -       | 4       | -     | -     |
| ----- number..  | (D)      | -       | 15 653 | -     | -       | 7 235   | -     | -     |
| Feeder pigs sold ----- farms, 1987..                              | 10       | 1       | 9      | 5     | -       | 8       | 9     | -     |
| ----- farms, 1982..   | 7        | 3       | 16     | 8     | -       | 9       | 11    | 5     |
| ----- number, 1987..  | 866      | (D)     | 820    | (D)   | -       | 170     | (D)   | -     |
| ----- number, 1982..  | 271      | 33      | 1 099  | 3 148 | -       | 473     | 2 158 | 251   |
| \$1,000, 1987..   | 28       | (D)     | 27     | (D)   | -       | 8       | 45    | -     |
| \$1,000, 1982..   | 8        | 1       | 54     | 146   | -       | 20      | 91    | 12    |
| Hogs and pigs other than feeder pigs sold ----- farms, 1987..     | 23       | 6       | 21     | 17    | 3       | 32      | 16    | 12    |
| ----- farms, 1982..   | 36       | 5       | 30     | 41    | 2       | 49      | 25    | 19    |
| ----- number, 1987..  | 4 446    | (D)     | 17 585 | (D)   | (D)     | 10 381  | (D)   | 3 245 |
| ----- number, 1982..  | 5 458    | 46      | 18 522 | 5 901 | (D)     | 6 128   | 1 267 | 4 776 |
| \$1,000, 1987..   | 496      | (D)     | 1 768  | (D)   | (D)     | 1 072   | 122   | 408   |
| \$1,000, 1982..   | 664      | 5       | 2 141  | 751   | (D)     | 817     | 155   | 542   |

**Table 12. Hogs and Pigs—Inventory, Litters, and Sales: 1987 and 1982—Con.**

[For meaning of abbreviations and symbols, see introductory text]

| Item  | Sunflower | Tallahatchie | Tate  | Tippah | Tishomingo | Tunica | Union | Walthall |
|---|-----------|--------------|-------|--------|------------|--------|-------|----------|
| <b>INVENTORY</b>                              |           |              |       |        |            |        |       |          |
| Hogs and pigs                                 |           |              |       |        |            |        |       |          |
| farms, 1987..                                 | 8         | 20           | 28    | 50     | 29         | 11     | 53    | 59       |
| farms, 1982..                                 | 10        | 42           | 81    | 81     | 53         | 9      | 100   | 79       |
| number, 1987..                                | (D)       | 3 586        | 1 386 | 1 562  | 2 612      | 146    | 2 070 | 3 230    |
| number, 1982..                                | (D)       | 8 100        | 6 133 | 1 805  | 6 712      | 60     | 3 647 | 2 055    |
| Farms by inventory:                           |           |              |       |        |            |        |       |          |
| 1 to 24                                       |           |              |       |        |            |        |       |          |
| farms, 1987..                                 | 5         | 14           | 16    | 32     | 14         | 10     | 31    | 48       |
| farms, 1982..                                 | 7         | 31           | 66    | 60     | 37         | 9      | 80    | 64       |
| number, 1987..                                | (D)       | 41           | 82    | 78     | 250        | (D)    | 195   | 331      |
| number, 1982..                                | (D)       | 200          | 432   | 443    | 243        | 60     | 489   | 405      |
| 25 to 49                                      |           |              |       |        |            |        |       |          |
| farms, 1987..                                 | 1         | 1            | 3     | 3      | 4          | 1      | 9     | 3        |
| farms, 1982..                                 | -         | 2            | 3     | 8      | 4          | -      | 9     | 9        |
| number, 1987..                                | (D)       | (D)          | 85    | 91     | 137        | (D)    | 292   | (D)      |
| number, 1982..                                | (D)       | (D)          | 90    | 287    | 131        | (D)    | (D)   | (D)      |
| 50 to 99                                      |           |              |       |        |            |        |       |          |
| farms, 1987..                                 | 2         | -            | 5     | 11     | 5          | -      | 7     | 1        |
| farms, 1982..                                 | 2         | 2            | 5     | 10     | 6          | -      | 6     | 1        |
| number, 1987..                                | (D)       | (D)          | 358   | 771    | 380        | -      | 469   | (D)      |
| number, 1982..                                | (D)       | (D)          | 341   | 675    | 348        | -      | (D)   | (D)      |
| 100 to 199                                    |           |              |       |        |            |        |       |          |
| farms, 1987..                                 | -         | 2            | 2     | 4      | 3          | -      | 3     | 2        |
| farms, 1982..                                 | -         | 2            | 2     | 3      | 2          | -      | 1     | 4        |
| number, 1987..                                | (D)       | (D)          | (D)   | 450    | 462        | -      | (D)   | (D)      |
| number, 1982..                                | (D)       | (D)          | (D)   | 400    | (D)        | -      | (D)   | (D)      |
| 200 to 499                                    |           |              |       |        |            |        |       |          |
| farms, 1987..                                 | 1         | -            | 2     | -      | 1          | -      | 3     | 4        |
| farms, 1982..                                 | -         | 1            | 3     | -      | 2          | -      | 3     | -        |
| number, 1987..                                | (D)       | (D)          | (D)   | -      | (D)        | -      | (D)   | 1 505    |
| number, 1982..                                | (D)       | (D)          | 795   | -      | (D)        | -      | 768   | -        |
| 500 to 999                                    |           |              |       |        |            |        |       |          |
| farms, 1987..                                 | -         | 2            | -     | -      | 2          | -      | -     | -        |
| farms, 1982..                                 | -         | 3            | -     | -      | 1          | -      | -     | 1        |
| number, 1987..                                | (D)       | (D)          | -     | -      | (D)        | -      | -     | (D)      |
| number, 1982..                                | (D)       | (D)          | -     | -      | (D)        | -      | -     | (D)      |
| 1,000 or more                                 |           |              |       |        |            |        |       |          |
| farms, 1987..                                 | 1         | 1            | -     | -      | -          | -      | -     | 1        |
| farms, 1982..                                 | 1         | 1            | 2     | -      | 2          | -      | 1     | -        |
| number, 1987..                                | (D)       | (D)          | (D)   | -      | -          | -      | (D)   | (D)      |
| number, 1982..                                | (D)       | (D)          | (D)   | -      | (D)        | -      | (D)   | -        |
| Hogs and pigs used or to be used for breeding |           |              |       |        |            |        |       |          |
| farms, 1987..                                 | 8         | 4            | 17    | 29     | 19         | 9      | 33    | 36       |
| farms, 1982..                                 | 2         | 26           | 30    | 44     | 30         | 5      | 48    | 32       |
| number, 1987..                                | (D)       | (D)          | 253   | 197    | 254        | 53     | 398   | 618      |
| number, 1982..                                | (D)       | 805          | 280   | 265    | 292        | 26     | 365   | 219      |
| 1987 farms by inventory:                      |           |              |       |        |            |        |       |          |
| 1 to 24                                       | 6         | 3            | 12    | 29     | 16         | 9      | 29    | 29       |
| 25 to 49                                      | 1         | -            | 3     | -      | 2          | -      | 2     | 4        |
| 50 to 99                                      | -         | -            | 2     | -      | -          | -      | 2     | 2        |
| 100 or more                                   | 1         | 1            | -     | -      | 1          | -      | -     | 1        |
| number, 1987..                                | (D)       | (D)          | -     | -      | (D)        | -      | -     | (D)      |
| number, 1982..                                | (D)       | (D)          | -     | -      | (D)        | -      | -     | (D)      |
| Other hogs and pigs                           |           |              |       |        |            |        |       |          |
| farms, 1987..                                 | 7         | 17           | 26    | 48     | 24         | 11     | 49    | 53       |
| farms, 1982..                                 | 10        | 40           | 80    | 74     | 49         | 8      | 92    | 76       |
| number, 1987..                                | (D)       | (D)          | 1 133 | 1 365  | 2 358      | 93     | 1 672 | 2 612    |
| number, 1982..                                | (D)       | 7 295        | 5 853 | 1 540  | 6 420      | 34     | 3 282 | 1 836    |
| <b>LITTERS</b>                                |           |              |       |        |            |        |       |          |
| Litters of pigs farrowed between--            |           |              |       |        |            |        |       |          |
| Dec. 1 of preceding year and Nov. 30          |           |              |       |        |            |        |       |          |
| farms, 1987..                                 | 8         | 5            | 18    | 30     | 19         | 9      | 34    | 37       |
| farms, 1982..                                 | 2         | 27           | 33    | 46     | 31         | 5      | 47    | 35       |
| number, 1987..                                | (D)       | (D)          | 277   | 246    | 402        | 37     | 558   | 682      |
| number, 1982..                                | (D)       | 1 311        | 389   | 350    | 466        | 19     | 485   | 283      |
| Dec. 1 of preceding year and May 31           |           |              |       |        |            |        |       |          |
| farms, 1987..                                 | 7         | 5            | 17    | 28     | 17         | 9      | 34    | 33       |
| farms, 1982..                                 | 2         | 22           | 27    | 36     | 25         | 4      | 42    | 30       |
| number, 1987..                                | (D)       | (D)          | 127   | 132    | 201        | 20     | 286   | 363      |
| number, 1982..                                | (D)       | 669          | 206   | 164    | 234        | (D)    | 224   | 152      |
| June 1 and Nov. 30                            |           |              |       |        |            |        |       |          |
| farms, 1987..                                 | 6         | 2            | 13    | 26     | 14         | 6      | 31    | 27       |
| farms, 1982..                                 | 1         | 17           | 23    | 39     | 23         | 2      | 33    | 25       |
| number, 1987..                                | (D)       | (D)          | 150   | 114    | 201        | 17     | 272   | 319      |
| number, 1982..                                | (D)       | 642          | 183   | 186    | 232        | (D)    | 261   | 131      |
| <b>SALES</b>                                  |           |              |       |        |            |        |       |          |
| Hogs and pigs sold                            |           |              |       |        |            |        |       |          |
| farms, 1987..                                 | 7         | 10           | 24    | 36     | 24         | 9      | 40    | 34       |
| farms, 1982..                                 | 4         | 22           | 44    | 59     | 36         | 4      | 56    | 44       |
| number, 1987..                                | (D)       | 3 983        | 2 098 | 2 313  | 4 407      | 132    | 4 279 | 4 304    |
| number, 1982..                                | (D)       | 11 813       | 6 210 | 4 244  | 6 784      | 113    | 5 661 | 2 750    |
| \$1,000, 1987..                               | (D)       | 477          | 182   | 229    | 508        | 12     | 313   | 458      |
| \$1,000, 1982..                               | (D)       | 1 580        | 604   | 442    | 742        | 12     | 440   | 306      |
| 1987 farms by number sold:                    |           |              |       |        |            |        |       |          |
| 1 to 24                                       |           |              |       |        |            |        |       |          |
| farms..                                       | 3         | 2            | 12    | 14     | 4          | 8      | 11    | 14       |
| number..                                      | (D)       | (D)          | 106   | 157    | 72         | (D)    | 62    | 156      |
| 25 to 49                                      |           |              |       |        |            |        |       |          |
| farms..                                       | 2         | 2            | 3     | 2      | 6          | -      | 7     | 10       |
| number..                                      | (D)       | (D)          | 87    | (D)    | 191        | -      | 260   | (D)      |
| 50 to 99                                      |           |              |       |        |            |        |       |          |
| farms..                                       | -         | 2            | 4     | 16     | 8          | 1      | 13    | 1        |
| number..                                      | (D)       | (D)          | 303   | 1 033  | 441        | (D)    | 883   | (D)      |
| 100 to 199                                    |           |              |       |        |            |        |       |          |
| farms..                                       | -         | 1            | 2     | 2      | -          | -      | 3     | -        |
| number..                                      | (D)       | (D)          | (D)   | (D)    | -          | -      | 434   | -        |
| 200 to 499                                    |           |              |       |        |            |        |       |          |
| farms..                                       | 1         | -            | 2     | 1      | 4          | -      | 4     | 6        |
| number..                                      | (D)       | (D)          | (D)   | (D)    | (D)        | -      | (D)   | 1 692    |
| 500 to 999                                    |           |              |       |        |            |        |       |          |
| farms..                                       | -         | -            | 1     | 1      | -          | -      | 2     | 3        |
| number..                                      | (D)       | (D)          | (D)   | (D)    | -          | -      | (D)   | 2 067    |
| 1,000 or more                                 |           |              |       |        |            |        |       |          |
| farms..                                       | 1         | 3            | -     | -      | 2          | -      | -     | -        |
| number..                                      | (D)       | 3 670        | -     | -      | (D)        | -      | -     | -        |
| Feeder pigs sold                              |           |              |       |        |            |        |       |          |
| farms, 1987..                                 | -         | -            | 5     | 12     | 5          | -      | 14    | 2        |
| farms, 1982..                                 | -         | 7            | 7     | 10     | 3          | -      | 20    | 11       |
| number, 1987..                                | (D)       | (D)          | (D)   | 271    | 196        | -      | 1 864 | (D)      |
| number, 1982..                                | (D)       | 156          | 378   | 490    | (D)        | -      | 2 463 | 274      |
| \$1,000, 1987..                               | (D)       | -            | (D)   | 8      | 7          | -      | 60    | (D)      |
| \$1,000, 1982..                               | (D)       | 7            | 17    | (D)    | (D)        | -      | 130   | 9        |
| Hogs and pigs other than feeder pigs sold     |           |              |       |        |            |        |       |          |
| farms, 1987..                                 | 7         | 10           | 21    | 34     | 23         | 9      | 32    | 32       |
| farms, 1982..                                 | 4         | 21           | 43    | 54     | 35         | 4      | 49    | 43       |
| number, 1987..                                | (D)       | 3 983        | (D)   | 2 042  | 4 211      | 132    | 2 415 | (D)      |
| number, 1982..                                | (D)       | 11 857       | 5 832 | 3 754  | (D)        | 113    | 3 198 | 2 476    |
| \$1,000, 1987..                               | (D)       | 477          | (D)   | 222    | 501        | 12     | 253   | (D)      |
| \$1,000, 1982..                               | (D)       | 1 573        | 588   | 425    | (D)        | 12     | 310   | 298      |

**Table 12. Hogs and Pigs—Inventory, Litters, and Sales: 1987 and 1982—Con.**

[For meaning of abbreviations and symbols, see introductory text]

| Item   | Warren | Washington | Wayne | Webster | Wilkinson | Winston | Yalobusha | Yazoo  |
|--|--------|------------|-------|---------|-----------|---------|-----------|--------|
| <b>INVENTORY</b>   |        |            |       |         |           |         |           |        |
| Hogs and pigs ----- farms, 1987--                        | 13     | 12         | 34    | 20      | 17        | 34      | 17        | 50     |
| ----- farms, 1982--                                      | 37     | 17         | 59    | 42      | 32        | 96      | 42        | 63     |
| ----- number, 1987--                                     | 2 117  | 251        | 1 992 | 710     | 207       | 713     | 2 649     | 12 446 |
| ----- number, 1982--                                     | 1 946  | 261        | 1 986 | 2 283   | 1 141     | 1 113   | 1 400     | 10 489 |
| Farms by inventory:                                      |        |            |       |         |           |         |           |        |
| 1 to 24 ----- farms, 1987--                              | 6      | 10         | 26    | 11      | 14        | 30      | 13        | 20     |
| ----- farms, 1982--                                      | 27     | 11         | 44    | 30      | 31        | 90      | 38        | 37     |
| ----- number, 1987--                                     | 82     | (D)        | 275   | 97      | 57        | 190     | 102       | 155    |
| ----- number, 1982--                                     | 267    | 68         | 394   | (D)     | (D)       | 472     | 240       | 331    |
| 25 to 49 ----- farms, 1987--                             | 3      | -          | 2     | 4       | 1         | 2       | -         | 5      |
| ----- farms, 1982--                                      | 3      | 6          | 4     | 4       | -         | 3       | 2         | 7      |
| ----- number, 1987--                                     | (D)    | -          | (D)   | 119     | (D)       | (D)     | -         | 173    |
| ----- number, 1982--                                     | 114    | 193        | 138   | 172     | -         | 110     | (D)       | 254    |
| 50 to 99 ----- farms, 1987--                             | 1      | 1          | 4     | 4       | 2         | 1       | 1         | 6      |
| ----- farms, 1982--                                      | 4      | -          | 8     | 6       | -         | 2       | -         | 3      |
| ----- number, 1987--                                     | (D)    | (D)        | 276   | (D)     | (D)       | (D)     | (D)       | 345    |
| ----- number, 1982--                                     | 254    | -          | 487   | 502     | -         | (D)     | -         | 197    |
| 100 to 199 ----- farms, 1987--                           | 1      | 1          | 1     | -       | -         | -       | 1         | 5      |
| ----- farms, 1982--                                      | 1      | -          | 1     | -       | -         | -       | -         | 3      |
| ----- number, 1987--                                     | -      | (D)        | (D)   | -       | -         | -       | (D)       | 585    |
| ----- number, 1982--                                     | (D)    | -          | (D)   | -       | -         | -       | -         | (D)    |
| 200 to 499 ----- farms, 1987--                           | 1      | -          | -     | 1       | -         | 1       | -         | 5      |
| ----- farms, 1982--                                      | 1      | -          | 2     | 1       | -         | 1       | 1         | 6      |
| ----- number, 1987--                                     | (D)    | -          | -     | (D)     | -         | (D)     | -         | 1 472  |
| ----- number, 1982--                                     | (D)    | -          | (D)   | (D)     | -         | (D)     | (D)       | 1 773  |
| 500 to 999 ----- farms, 1987--                           | 2      | -          | -     | -       | -         | -       | -         | 6      |
| ----- farms, 1982--                                      | 1      | -          | -     | -       | 1         | -       | 1         | 1      |
| ----- number, 1987--                                     | (D)    | -          | -     | -       | (D)       | -       | (D)       | 4 141  |
| ----- number, 1982--                                     | (D)    | -          | -     | -       | -         | -       | (D)       | (D)    |
| 1,000 or more ----- farms, 1987--                        | -      | -          | 1     | -       | -         | -       | 2         | 3      |
| ----- farms, 1982--                                      | -      | -          | -     | 1       | -         | -       | -         | 6      |
| ----- number, 1987--                                     | -      | -          | (D)   | -       | -         | -       | (D)       | 5 575  |
| ----- number, 1982--                                     | -      | -          | -     | (D)     | -         | -       | -         | 7 046  |
| Hogs and pigs used or to be used for breeding            |        |            |       |         |           |         |           |        |
| ----- farms, 1987--                                      | 8      | 6          | 29    | 16      | 9         | 18      | 10        | 39     |
| ----- farms, 1982--                                      | 25     | 10         | 42    | 26      | 16        | 38      | 20        | 38     |
| ----- number, 1987--                                     | 134    | 40         | 291   | 112     | 32        | 132     | 221       | 1 604  |
| ----- number, 1982--                                     | 270    | 56         | 342   | 323     | 23        | 153     | 224       | 1 191  |
| 1987 farms by inventory:                                 |        |            |       |         |           |         |           |        |
| 1 to 24 ----- farms--                                    | 7      | 6          | 27    | 16      | 9         | 17      | 8         | 24     |
| 25 to 49 ----- farms--                                   | -      | -          | 1     | -       | -         | -       | -         | 5      |
| 50 to 99 ----- farms--                                   | -      | -          | 1     | -       | -         | 1       | 1         | 5      |
| 100 or more ----- farms--                                | 1      | -          | -     | -       | -         | -       | 1         | 5      |
| ----- number--   | (D)    | -          | -     | -       | -         | -       | (D)       | 883    |
| Other hogs and pigs                                      |        |            |       |         |           |         |           |        |
| ----- farms, 1987--                                      | 13     | 11         | 28    | 18      | 16        | 29      | 16        | 49     |
| ----- farms, 1982--                                      | 32     | 17         | 52    | 39      | 31        | 89      | 42        | 59     |
| ----- number, 1987--                                     | 1 983  | 211        | 1 701 | 598     | 175       | 581     | 2 428     | 10 842 |
| ----- number, 1982--                                     | 1 676  | 205        | 1 644 | 1 960   | 1 118     | 960     | 1 176     | 9 298  |
| <b>LITTERS</b>   |        |            |       |         |           |         |           |        |
| Litters of pigs farrowed between--                       |        |            |       |         |           |         |           |        |
| Dec. 1 of preceding year and Nov. 30 ----- farms, 1987-- | 8      | 6          | 31    | 17      | 9         | 19      | 10        | 39     |
| ----- farms, 1982--                                      | 25     | 10         | 47    | 27      | 19        | 39      | 21        | 40     |
| ----- number, 1987--                                     | 236    | 46         | 351   | 137     | 38        | 180     | (D)       | 2 449  |
| ----- number, 1982--                                     | 330    | 55         | 674   | 478     | 40        | 193     | 225       | 1 829  |
| Dec. 1 of preceding year and May 31 ----- farms, 1987--  | 7      | 5          | 27    | 16      | 6         | 18      | 10        | 35     |
| ----- farms, 1982--                                      | 20     | 10         | 37    | 25      | 17        | 34      | 20        | 37     |
| ----- number, 1987--                                     | (D)    | 20         | 176   | 71      | 17        | 101     | (D)       | 1 171  |
| ----- number, 1982--                                     | 198    | 32         | 338   | 251     | 28        | 109     | 141       | 926    |
| June 1 and Nov. 30 ----- farms, 1987--                   | 8      | 5          | 27    | 14      | 7         | 9       | 7         | 35     |
| ----- farms, 1982--                                      | 19     | 8          | 40    | 18      | 6         | 17      | 12        | 34     |
| ----- number, 1987--                                     | (D)    | 26         | 175   | 66      | 21        | 79      | (D)       | 1 278  |
| ----- number, 1982--                                     | 132    | 23         | 336   | 227     | 12        | 84      | 84        | 903    |
| <b>SALES</b>   |        |            |       |         |           |         |           |        |
| Hogs and pigs sold                                       |        |            |       |         |           |         |           |        |
| ----- farms, 1987--                                      | 14     | 9          | 37    | 19      | 7         | 23      | 12        | 44     |
| ----- farms, 1982--                                      | 32     | 14         | 48    | 31      | 18        | 51      | 19        | 52     |
| ----- number, 1987--                                     | 3 131  | 169        | 2 933 | 1 233   | 250       | 1 157   | 3 361     | 20 630 |
| ----- number, 1982--                                     | 2 750  | 326        | 5 165 | 3 532   | 1 196     | 1 385   | 2 214     | 14 683 |
| \$1,000, 1987--  | 312    | 17         | 248   | (D)     | 20        | 129     | 370       | 2 302  |
| \$1,000, 1982--  | 299    | 28         | 476   | 366     | 152       | 150     | 205       | 1 627  |
| 1987 farms by number sold:                               |        |            |       |         |           |         |           |        |
| 1 to 24 ----- farms--                                    | 4      | 5          | 16    | 8       | 3         | 16      | 6         | 13     |
| ----- farms--  | 63     | 55         | 155   | 56      | (D)       | 134     | 46        | 198    |
| 25 to 49 ----- farms--                                   | 4      | 4          | 9     | 4       | 1         | 3       | 2         | 3      |
| ----- farms--  | 155    | 114        | 285   | 126     | (D)       | 97      | (D)       | 111    |
| 50 to 99 ----- farms--                                   | 3      | -          | 6     | 2       | 3         | -       | -         | 7      |
| ----- farms--  | 180    | -          | 428   | (D)     | 190       | -       | (D)       | 488    |
| 100 to 199 ----- farms--                                 | -      | -          | 4     | 3       | -         | 3       | 1         | 4      |
| ----- farms--  | -      | -          | (D)   | 507     | -         | (D)     | (D)       | 485    |
| 200 to 499 ----- farms--                                 | 1      | -          | 1     | 2       | -         | -       | -         | 5      |
| ----- farms--  | (D)    | -          | (D)   | (D)     | -         | -       | -         | 1 180  |
| 500 to 999 ----- farms--                                 | 1      | -          | -     | -       | -         | 1       | -         | 3      |
| ----- farms--  | (D)    | -          | -     | -       | -         | (D)     | -         | 2 411  |
| 1,000 or more ----- farms--                              | 1      | -          | 1     | -       | -         | -       | 2         | 9      |
| ----- farms--  | (D)    | -          | (D)   | -       | -         | -       | (D)       | 15 817 |
| Feeder pigs sold   |        |            |       |         |           |         |           |        |
| ----- farms, 1987--                                      | 1      | -          | 18    | 4       | 2         | 1       | 1         | 17     |
| ----- farms, 1982--                                      | 5      | 1          | 16    | 12      | 4         | 7       | 3         | 6      |
| ----- number, 1987--                                     | (D)    | -          | 1 110 | 275     | (D)       | (D)     | (D)       | 2 089  |
| ----- number, 1982--                                     | 448    | (D)        | 2 059 | 269     | 51        | 139     | 34        | 972    |
| \$1,000, 1987--  | (D)    | -          | 46    | (D)     | (D)       | (D)     | (D)       | 105    |
| \$1,000, 1982--  | 17     | (D)        | 108   | 9       | 1         | 4       | 1         | 37     |
| Hogs and pigs other than feeder pigs sold                |        |            |       |         |           |         |           |        |
| ----- farms, 1987--                                      | 14     | 9          | 29    | 19      | 5         | 23      | 12        | 38     |
| ----- farms, 1982--                                      | 29     | 14         | 44    | 26      | 15        | 48      | 18        | 50     |
| ----- number, 1987--                                     | (D)    | 169        | 1 823 | 958     | (D)       | (D)     | (D)       | 18 541 |
| ----- number, 1982--                                     | 2 302  | (D)        | 3 106 | 3 263   | 1 145     | 1 246   | 2 180     | 13 711 |
| \$1,000, 1987--  | (D)    | 17         | 202   | 102     | (D)       | (D)     | (D)       | 2 197  |
| \$1,000, 1982--  | 282    | (D)        | 368   | 357     | 150       | 145     | 204       | 1 790  |

**Table 13. Sheep and Horses—Inventory and Sales: 1987 and 1982**

[For meaning of abbreviations and symbols, see introductory text]

| Item  | Mississippi |       |        |       |        |        |         |  |
|---|-------------|-------|--------|-------|--------|--------|---------|--|
|   | Mississippi | Adams | Alcorn | Amite | Attala | Benton | Bolivar |  |
| Sheep and lambs inventory ----- farms, 1987..   | 218         | 4     | 1      | 4     | 2      | 1      | 4       |  |
|   | 177         | -     | 1      | 1     | 4      | 2      | 2       |  |
| number, 1987..                                  | 5 395       | 51    | (D)    | 30    | (D)    | (D)    | (D)     |  |
| 1982..  | 4 742       | -     | (D)    | (D)   | 42     | (D)    | (D)     |  |
| 1987 farms by inventory:                        |             |       |        |       |        |        |         |  |
| 1 to 24 -----                                   | 158         | 4     | 1      | 4     | 2      | 1      | 2       |  |
| 25 to 99 -----                                  | 52          | -     | -      | -     | -      | -      | 1       |  |
| 100 to 299 -----                                | 5           | -     | -      | -     | -      | -      | -       |  |
| 300 to 999 -----                                | 3           | -     | -      | -     | -      | -      | 1       |  |
| 1,000 or more -----                             | -           | -     | -      | -     | -      | -      | -       |  |
| Ewes 1 year old or older ----- farms, 1987..    | 166         | 4     | -      | 3     | 1      | 1      | 4       |  |
|   | 147         | -     | 1      | 1     | 2      | 2      | 2       |  |
| number, 1987..                                  | 3 282       | 34    | -      | 14    | (D)    | (D)    | (D)     |  |
| 1982..  | 2 876       | -     | (D)    | (D)   | (D)    | (D)    | (D)     |  |
| Sheep and lambs shorn ----- farms, 1987..       | 148         | 3     | -      | 2     | -      | -      | 4       |  |
|   | 111         | -     | 1      | 1     | -      | 1      | 2       |  |
| number, 1987..                                  | 4 128       | (D)   | -      | (D)   | -      | -      | (D)     |  |
| 1982..  | 3 374       | -     | (D)    | (D)   | -      | (D)    | (D)     |  |
| pounds of wool, 1987..                          | 23 183      | (D)   | -      | (D)   | -      | -      | (D)     |  |
| 1982..  | 22 017      | -     | (D)    | (D)   | -      | (D)    | (D)     |  |
| Sheep and lambs sold ----- farms, 1987..        | 153         | 4     | 1      | 2     | -      | -      | 4       |  |
|   | 127         | -     | 1      | 1     | 3      | 1      | 2       |  |
| number, 1987..                                  | 2 597       | 31    | (D)    | (D)   | (D)    | -      | 155     |  |
| 1982..  | 2 597       | -     | (D)    | (D)   | (D)    | (D)    | (D)     |  |
| Sheep, lambs, and wool sold ----- farms, 1987.. | 175         | 4     | 1      | 2     | -      | -      | 4       |  |
|   | 144         | -     | 1      | 1     | 3      | 1      | 2       |  |
| \$1,000, 1987..                                 | 172         | 2     | (D)    | (D)   | -      | -      | 14      |  |
| 1982..  | 122         | -     | (D)    | (D)   | (D)    | (D)    | (D)     |  |
| Horses and ponies inventory ----- farms, 1987.. | 6 256       | 42    | 77     | 124   | 77     | 41     | 17      |  |
|   | 6 842       | 48    | 94     | 153   | 91     | 44     | 19      |  |
| number, 1987..                                  | 28 179      | 224   | 337    | 438   | 291    | 204    | 58      |  |
| 1982..  | 26 273      | 167   | 314    | 506   | 248    | 149    | 65      |  |
| Horses and ponies sold ----- farms, 1987..      | 991         | 8     | 15     | 22    | 12     | 15     | 1       |  |
|   | 961         | 7     | 13     | 15    | 8      | 8      | 1       |  |
| number, 1987..                                  | 3 208       | 18    | 49     | 50    | 27     | 40     | (D)     |  |
| 1982..  | 3 228       | 12    | 22     | 35    | 13     | 18     | (D)     |  |
| \$1,000, 1987..                                 | 2 314       | 22    | 16     | 30    | 11     | 31     | (D)     |  |
| 1982..  | 3 339       | 10    | 11     | 13    | 8      | 9      | (D)     |  |

| Item  | Mississippi |         |           |         |           |        |      |  |
|---|-------------|---------|-----------|---------|-----------|--------|------|--|
|   | Calhoun     | Carroll | Chickasaw | Choctaw | Claiborne | Clarke | Clay |  |
| Sheep and lambs inventory ----- farms, 1987..   | -           | 1       | 1         | 1       | 1         | 4      | -    |  |
|   | -           | -       | -         | 2       | -         | 1      | -    |  |
| number, 1987..                                  | -           | (D)     | (D)       | (D)     | (D)       | 80     | -    |  |
| 1982..  | -           | -       | -         | (D)     | -         | (D)    | -    |  |
| 1987 farms by inventory:                        |             |         |           |         |           |        |      |  |
| 1 to 24 -----                                   | -           | -       | 1         | 1       | 1         | 1      | -    |  |
| 25 to 99 -----                                  | -           | 1       | -         | -       | -         | 3      | -    |  |
| 100 to 299 -----                                | -           | -       | -         | -       | -         | -      | -    |  |
| 300 to 999 -----                                | -           | -       | -         | -       | -         | -      | -    |  |
| 1,000 or more -----                             | -           | -       | -         | -       | -         | -      | -    |  |
| Ewes 1 year old or older ----- farms, 1987..    | -           | 1       | 1         | -       | 1         | 3      | -    |  |
|   | -           | -       | -         | 2       | -         | 1      | -    |  |
| number, 1987..                                  | -           | (D)     | (D)       | (D)     | (D)       | 45     | -    |  |
| 1982..  | -           | -       | -         | -       | -         | (D)    | -    |  |
| Sheep and lambs shorn ----- farms, 1987..       | -           | 1       | 1         | 1       | 1         | 3      | -    |  |
|   | -           | -       | -         | 2       | -         | 1      | -    |  |
| number, 1987..                                  | -           | (D)     | (D)       | (D)     | (D)       | 33     | -    |  |
| 1982..  | -           | -       | -         | (D)     | -         | (D)    | -    |  |
| pounds of wool, 1987..                          | -           | (D)     | (D)       | (D)     | (D)       | 123    | -    |  |
| 1982..  | -           | -       | -         | (D)     | -         | (D)    | -    |  |
| Sheep and lambs sold ----- farms, 1987..        | -           | 1       | 1         | 1       | -         | 3      | -    |  |
|   | -           | -       | -         | 2       | -         | 1      | -    |  |
| number, 1987..                                  | -           | (D)     | (D)       | (D)     | -         | 9      | -    |  |
| 1982..  | -           | -       | -         | (D)     | -         | (D)    | -    |  |
| Sheep, lambs, and wool sold ----- farms, 1987.. | -           | 1       | 1         | 1       | 1         | 3      | -    |  |
|   | -           | -       | -         | 2       | -         | 1      | -    |  |
| \$1,000, 1987..                                 | -           | (D)     | (D)       | (D)     | (D)       | (D)    | -    |  |
| 1982..  | -           | -       | -         | (D)     | -         | (D)    | -    |  |
| Horses and ponies inventory ----- farms, 1987.. | 60          | 65      | 94        | 56      | 59        | 66     | 98   |  |
|   | 62          | 86      | 102       | 79      | 60        | 63     | 104  |  |
| number, 1987..                                  | 289         | 343     | 556       | 177     | 327       | 253    | 443  |  |
| 1982..  | 212         | 315     | 349       | 211     | 295       | 157    | 364  |  |
| Horses and ponies sold ----- farms, 1987..      | 11          | 7       | 10        | 10      | 10        | 11     | 16   |  |
|   | 8           | 11      | 13        | 8       | 8         | 6      | 12   |  |
| number, 1987..                                  | 72          | 30      | 28        | 14      | 21        | 42     | 76   |  |
| 1982..  | 15          | 23      | 44        | 13      | 26        | 9      | 26   |  |
| \$1,000, 1987..                                 | 23          | (D)     | 47        | 7       | 8         | 18     | 25   |  |
| 1982..  | 6           | 22      | 27        | 5       | 15        | 9      | 10   |  |

**Table 13. Sheep and Horses—Inventory and Sales: 1987 and 1982—Con.**

[For meaning of abbreviations and symbols, see introductory text]

| Item                        | Coahoma              |      | Copiah |      | Covington |      | De Soto |      | Forrest |      | Franklin |      | George |      |
|-----------------------------|----------------------|------|--------|------|-----------|------|---------|------|---------|------|----------|------|--------|------|
|                             | 1987                 | 1982 | 1987   | 1982 | 1987      | 1982 | 1987    | 1982 | 1987    | 1982 | 1987     | 1982 | 1987   | 1982 |
| Sheep and lambs inventory   | farms, 1987          | 1    | -      | -    | -         | -    | 5       | -    | 2       | -    | -        | -    | 5      | -    |
|                             | 1982                 | 2    | 1      | 2    | 2         | 3    | 3       | 2    | 2       | 1    | 1        | 3    | 3      | 3    |
|                             | number, 1987         | (D)  | -      | -    | -         | 9    | -       | (D)  | (D)     | -    | -        | -    | 70     | -    |
|                             | 1982                 | (D)  | (D)    | (D)  | (D)       | (D)  | (D)     | (D)  | (D)     | (D)  | (D)      | (D)  | 53     | (D)  |
| 1987 farms by inventory:    |                      |      |        |      |           |      |         |      |         |      |          |      |        |      |
|                             | 1 to 24              | -    | -      | -    | -         | 5    | -       | 2    | -       | -    | -        | -    | 4      | -    |
|                             | 25 to 99             | -    | -      | -    | -         | -    | -       | -    | -       | -    | -        | -    | 1      | -    |
|                             | 100 to 299           | 1    | -      | -    | -         | -    | -       | -    | -       | -    | -        | -    | -      | -    |
|                             | 300 to 999           | -    | -      | -    | -         | -    | -       | -    | -       | -    | -        | -    | -      | -    |
|                             | 1,000 or more        | -    | -      | -    | -         | -    | -       | -    | -       | -    | -        | -    | -      | -    |
| Ewes 1 year old or older    | farms, 1987          | 1    | -      | -    | -         | 3    | -       | -    | -       | -    | -        | -    | 3      | -    |
|                             | 1982                 | 2    | 1      | 2    | 3         | 2    | 2       | 2    | 1       | 1    | 1        | 3    | 3      | 3    |
|                             | number, 1987         | (D)  | -      | -    | 6         | -    | -       | -    | -       | -    | -        | -    | 26     | -    |
|                             | 1982                 | (D)  | (D)    | (D)  | (D)       | (D)  | (D)     | (D)  | (D)     | (D)  | (D)      | (D)  | 35     | (D)  |
| Sheep and lambs shorn       | farms, 1987          | 1    | -      | -    | -         | 2    | -       | -    | -       | -    | -        | -    | 5      | -    |
|                             | 1982                 | 2    | -      | 2    | 2         | 2    | -       | -    | -       | -    | -        | -    | 3      | -    |
|                             | number, 1987         | (D)  | -      | -    | (D)       | (D)  | -       | -    | -       | -    | -        | -    | 37     | -    |
|                             | 1982                 | (D)  | -      | (D)  | (D)       | (D)  | -       | -    | -       | -    | -        | -    | 35     | -    |
|                             | pounds of wool, 1987 | (D)  | -      | -    | (D)       | (D)  | -       | -    | -       | -    | -        | -    | 148    | -    |
|                             | 1982                 | (D)  | -      | (D)  | (D)       | (D)  | -       | -    | -       | -    | -        | -    | 251    | -    |
| Sheep and lambs sold        | farms, 1987          | 1    | -      | -    | -         | -    | -       | -    | -       | -    | -        | -    | 2      | -    |
|                             | 1982                 | 2    | 1      | 2    | 2         | 2    | 2       | 2    | 2       | -    | -        | -    | 3      | -    |
|                             | number, 1987         | (D)  | -      | -    | -         | -    | -       | -    | -       | -    | -        | -    | (D)    | -    |
|                             | 1982                 | (D)  | (D)    | (D)  | (D)       | (D)  | (D)     | (D)  | (D)     | (D)  | (D)      | (D)  | 26     | (D)  |
| Sheep, lambs, and wool sold | farms, 1987          | 1    | -      | -    | -         | 2    | -       | -    | -       | -    | -        | -    | 5      | -    |
|                             | 1982                 | 2    | 1      | 2    | 2         | 2    | 2       | 2    | 2       | -    | -        | -    | 3      | -    |
|                             | \$1,000, 1987        | (D)  | -      | -    | -         | (D)  | -       | (D)  | (D)     | -    | -        | -    | (D)    | -    |
|                             | 1982                 | (D)  | (D)    | (D)  | (D)       | (D)  | (D)     | (D)  | (D)     | (D)  | (D)      | (D)  | 1      | (D)  |
| Horses and ponies inventory | farms, 1987          | 12   | 117    | 58   | 137       | 51   | 35      | 51   | 35      | 51   | 35       | 51   | 51     | 51   |
|                             | 1982                 | 12   | 154    | 63   | 148       | 62   | 33      | 43   | 33      | 43   | 33       | 43   | 43     | 43   |
|                             | number, 1987         | 85   | 512    | 243  | 769       | 285  | 98      | 234  | 98      | 234  | 98       | 234  | 234    | 234  |
|                             | 1982                 | 84   | 449    | 179  | 685       | 317  | 98      | 116  | 98      | 116  | 98       | 116  | 116    | 116  |
| Horses and ponies sold      | farms, 1987          | 1    | 16     | 15   | 27        | 10   | 1       | 10   | 1       | 10   | 1        | 10   | 10     | 10   |
|                             | 1982                 | 3    | 19     | 13   | 33        | 10   | 6       | 6    | 6       | 6    | 6        | 6    | 6      | 6    |
|                             | number, 1987         | (D)  | 41     | 47   | 64        | 24   | (D)     | 32   | (D)     | 32   | (D)      | 32   | 32     | 32   |
|                             | 1982                 | 18   | 85     | 32   | 90        | 38   | 8       | 9    | 8       | 9    | 8        | 9    | 9      | 9    |
|                             | \$1,000, 1987        | (D)  | 14     | 37   | 79        | 43   | (D)     | 11   | (D)     | 11   | (D)      | 11   | 11     | 11   |
|                             | 1982                 | (D)  | 254    | 23   | 184       | 51   | 5       | 6    | 5       | 6    | 5        | 6    | 6      | 6    |

| Item                        | Greene               |      | Grenada |      | Hancock |       | Harrison |      | Hinds |      | Holmes |      | Humphreys |      |
|-----------------------------|----------------------|------|---------|------|---------|-------|----------|------|-------|------|--------|------|-----------|------|
|                             | 1987                 | 1982 | 1987    | 1982 | 1987    | 1982  | 1987     | 1982 | 1987  | 1982 | 1987   | 1982 | 1987      | 1982 |
| Sheep and lambs inventory   | farms, 1987          | 6    | -       | -    | 11      | 5     | 8        | 3    | -     | -    | -      | -    | -         | -    |
|                             | 1982                 | 5    | -       | -    | 15      | 15    | 1        | 2    | -     | -    | -      | -    | -         | -    |
|                             | number, 1987         | 259  | -       | -    | 209     | 472   | 110      | (D)  | -     | -    | -      | -    | -         | -    |
|                             | 1982                 | 277  | -       | -    | 334     | 339   | (D)      | (D)  | -     | -    | -      | -    | -         | -    |
| 1987 farms by inventory:    |                      |      |         |      |         |       |          |      |       |      |        |      |           |      |
|                             | 1 to 24              | 3    | -       | -    | 5       | 1     | 7        | 1    | -     | -    | -      | -    | -         | -    |
|                             | 25 to 99             | 3    | -       | -    | 6       | 3     | 1        | 2    | -     | -    | -      | -    | -         | -    |
|                             | 100 to 299           | -    | -       | -    | -       | -     | -        | -    | -     | -    | -      | -    | -         | -    |
|                             | 300 to 999           | -    | -       | -    | -       | 1     | -        | -    | -     | -    | -      | -    | -         | -    |
|                             | 1,000 or more        | -    | -       | -    | -       | -     | -        | -    | -     | -    | -      | -    | -         | -    |
| Ewes 1 year old or older    | farms, 1987          | 4    | -       | -    | 11      | 4     | 4        | 2    | -     | -    | -      | -    | -         | -    |
|                             | 1982                 | 4    | -       | -    | 14      | 13    | 1        | 2    | -     | -    | -      | -    | -         | -    |
|                             | number, 1987         | 169  | -       | -    | 158     | 220   | 69       | (D)  | -     | -    | -      | -    | -         | -    |
|                             | 1982                 | 125  | -       | -    | 201     | 249   | (D)      | (D)  | -     | -    | -      | -    | -         | -    |
| Sheep and lambs shorn       | farms, 1987          | 3    | -       | -    | 10      | 4     | 6        | 2    | -     | -    | -      | -    | -         | -    |
|                             | 1982                 | 4    | -       | -    | 9       | 13    | -        | 1    | -     | -    | -      | -    | -         | -    |
|                             | number, 1987         | 212  | -       | -    | 185     | 278   | 101      | (D)  | -     | -    | -      | -    | -         | -    |
|                             | 1982                 | 154  | -       | -    | 177     | 245   | -        | (D)  | -     | -    | -      | -    | -         | -    |
|                             | pounds of wool, 1987 | 997  | -       | -    | 1 083   | 1 074 | 612      | (D)  | -     | -    | -      | -    | -         | -    |
|                             | 1982                 | 790  | -       | -    | 1 159   | 1 086 | -        | (D)  | -     | -    | -      | -    | -         | -    |
| Sheep and lambs sold        | farms, 1987          | 5    | -       | -    | 10      | 4     | 5        | 2    | -     | -    | -      | -    | -         | -    |
|                             | 1982                 | 5    | -       | -    | 12      | 10    | 1        | 1    | -     | -    | -      | -    | -         | -    |
|                             | number, 1987         | 92   | -       | -    | 127     | 192   | 82       | (D)  | -     | -    | -      | -    | -         | -    |
|                             | 1982                 | 153  | -       | -    | 177     | 254   | -        | (D)  | -     | -    | -      | -    | -         | -    |
| Sheep, lambs, and wool sold | farms, 1987          | 5    | -       | -    | 10      | 5     | 6        | 2    | -     | -    | -      | -    | -         | -    |
|                             | 1982                 | 5    | -       | -    | 12      | 13    | -        | 1    | -     | -    | -      | -    | -         | -    |
|                             | \$1,000, 1987        | 4    | -       | -    | 5       | 8     | 6        | (D)  | -     | -    | -      | -    | -         | -    |
|                             | 1982                 | 6    | -       | -    | 5       | 5     | -        | (D)  | -     | -    | -      | -    | -         | -    |
| Horses and ponies inventory | farms, 1987          | 29   | 39      | 63   | 74      | 233   | 67       | 10   | -     | -    | -      | -    | -         | -    |
|                             | 1982                 | 25   | 41      | 70   | 98      | 242   | 70       | 9    | -     | -    | -      | -    | -         | -    |
|                             | number, 1987         | 72   | 140     | 298  | 452     | 1 963 | 197      | 34   | -     | -    | -      | -    | -         | -    |
|                             | 1982                 | 48   | 150     | 358  | 413     | 976   | 245      | 54   | -     | -    | -      | -    | -         | -    |
| Horses and ponies sold      | farms, 1987          | 5    | 3       | 11   | 32      | 40    | 8        | 4    | -     | -    | -      | -    | -         | -    |
|                             | 1982                 | 4    | 4       | 11   | 20      | 35    | 11       | 1    | -     | -    | -      | -    | -         | -    |
|                             | number, 1987         | 6    | 4       | 43   | 102     | 106   | 24       | 14   | -     | -    | -      | -    | -         | -    |
|                             | 1982                 | 6    | 14      | 16   | 81      | 91    | 72       | (D)  | -     | -    | -      | -    | -         | -    |
|                             | \$1,000, 1987        | 3    | 2       | 14   | 77      | 103   | 8        | 6    | -     | -    | -      | -    | -         | -    |
|                             | 1982                 | 2    | 4       | 8    | 166     | 79    | 62       | (D)  | -     | -    | -      | -    | -         | -    |



**Table 13. Sheep and Horses—Inventory and Sales: 1987 and 1982—Con.**

[For meaning of abbreviations and symbols, see introductory text]

| Item                        | County    |          |         |        |           |                 |       |       |
|-----------------------------|-----------|----------|---------|--------|-----------|-----------------|-------|-------|
|                             | Issaquena | Itawamba | Jackson | Jasper | Jefferson | Jefferson Davis | Jones |       |
| Sheep and lambs inventory   |           |          |         |        |           |                 |       |       |
| farms, 1987                 | --        | 4        | 5       | --     | --        | --              | --    | 8     |
| farms, 1982                 | --        | 1        | 6       | --     | --        | --              | --    | 3     |
| number, 1987                | --        | (D)      | 122     | --     | --        | 2               | 1     | 285   |
| number, 1982                | --        | (D)      | 169     | --     | --        | (D)             | (D)   | (D)   |
| 1987 farms by inventory:    |           |          |         |        |           |                 |       |       |
| 1 to 24                     | --        | 3        | 4       | --     | --        | --              | --    | 5     |
| 25 to 99                    | --        | 1        | 1       | --     | --        | --              | --    | 2     |
| 100 to 299                  | --        | --       | --      | --     | --        | --              | --    | 1     |
| 300 to 999                  | --        | --       | --      | --     | --        | --              | --    | --    |
| 1,000 or more               | --        | --       | --      | --     | --        | --              | --    | --    |
| Ewes 1 year old or older    |           |          |         |        |           |                 |       |       |
| farms, 1987                 | --        | 2        | 5       | --     | --        | --              | --    | 7     |
| farms, 1982                 | --        | 1        | 6       | --     | --        | --              | --    | 3     |
| number, 1987                | --        | (D)      | 84      | --     | --        | 2               | 1     | 186   |
| number, 1982                | --        | (D)      | 122     | --     | --        | (D)             | (D)   | (D)   |
| Sheep and lambs shorn       |           |          |         |        |           |                 |       |       |
| farms, 1987                 | --        | 1        | 5       | --     | --        | --              | --    | 8     |
| farms, 1982                 | --        | 1        | 6       | --     | --        | 1               | --    | 2     |
| number, 1987                | --        | (D)      | 55      | --     | --        | (D)             | --    | 262   |
| number, 1982                | --        | (D)      | 126     | --     | --        | (D)             | --    | (D)   |
| pounds of wool, 1987        | --        | (D)      | 265     | --     | --        | (D)             | --    | 1 465 |
| pounds of wool, 1982        | --        | (D)      | 524     | --     | --        | (D)             | --    | (D)   |
| Sheep and lambs sold        |           |          |         |        |           |                 |       |       |
| farms, 1987                 | --        | 3        | 5       | --     | --        | 1               | --    | 7     |
| farms, 1982                 | --        | 1        | 3       | --     | --        | 1               | --    | 5     |
| number, 1987                | --        | (D)      | 84      | --     | --        | (D)             | --    | 81    |
| number, 1982                | --        | (D)      | 61      | --     | --        | (D)             | --    | 187   |
| Sheep, lambs, and wool sold |           |          |         |        |           |                 |       |       |
| farms, 1987                 | --        | 3        | 5       | --     | --        | 1               | --    | 8     |
| farms, 1982                 | --        | 1        | 6       | --     | --        | 1               | --    | 5     |
| \$1,000, 1987               | --        | (D)      | 3       | --     | --        | (D)             | --    | 10    |
| \$1,000, 1982               | --        | (D)      | 2       | --     | --        | (D)             | --    | 8     |
| Horses and ponies inventory |           |          |         |        |           |                 |       |       |
| farms, 1987                 | 10        | 78       | 68      | 72     | 53        | 53              | 108   |       |
| farms, 1982                 | 12        | 84       | 60      | 108    | 74        | 60              | 134   |       |
| number, 1987                | 29        | 337      | 315     | 238    | 178       | 205             | 481   |       |
| number, 1982                | 46        | 272      | 328     | 337    | 246       | 245             | 553   |       |
| Horses and ponies sold      |           |          |         |        |           |                 |       |       |
| farms, 1987                 | --        | 12       | 17      | 8      | 7         | 11              | 32    |       |
| farms, 1982                 | --        | 2        | 20      | 8      | 6         | 9               | 24    |       |
| number, 1987                | --        | 46       | 27      | 25     | 14        | 27              | 146   |       |
| number, 1982                | --        | (D)      | 62      | 22     | 7         | 22              | 123   |       |
| \$1,000, 1987               | --        | (D)      | 13      | 12     | 11        | 10              | 112   |       |
| \$1,000, 1982               | --        | (D)      | 14      | 95     | 18        | 14              | 124   |       |

| Item                        | County |           |       |            |          |       |     |         |
|-----------------------------|--------|-----------|-------|------------|----------|-------|-----|---------|
|                             | Kemper | Lafayette | Lamar | Lauderdale | Lawrence | Leake | Lee | Leflore |
| Sheep and lambs inventory   |        |           |       |            |          |       |     |         |
| farms, 1987                 | 2      | 1         | 1     | 3          | 2        | --    | 1   | --      |
| farms, 1982                 | 1      | --        | 1     | 1          | 2        | --    | 4   | --      |
| number, 1987                | (D)    | (D)       | (D)   | (D)        | (D)      | --    | (D) | --      |
| number, 1982                | (D)    | --        | (D)   | (D)        | (D)      | --    | 29  | --      |
| 1987 farms by inventory:    |        |           |       |            |          |       |     |         |
| 1 to 24                     | 1      | --        | 1     | 3          | 2        | --    | 1   | --      |
| 25 to 99                    | 1      | 1         | --    | --         | --       | --    | --  | --      |
| 100 to 299                  | --     | --        | --    | --         | --       | --    | --  | --      |
| 300 to 999                  | --     | --        | --    | --         | --       | --    | --  | --      |
| 1,000 or more               | --     | --        | --    | --         | --       | --    | --  | --      |
| Ewes 1 year old or older    |        |           |       |            |          |       |     |         |
| farms, 1987                 | 2      | 1         | --    | 3          | 2        | --    | 1   | --      |
| farms, 1982                 | --     | --        | 1     | 1          | 2        | --    | 3   | --      |
| number, 1987                | (D)    | (D)       | (D)   | (D)        | (D)      | --    | (D) | --      |
| number, 1982                | --     | --        | (D)   | (D)        | (D)      | --    | 17  | --      |
| Sheep and lambs shorn       |        |           |       |            |          |       |     |         |
| farms, 1987                 | 1      | 1         | 1     | 1          | 2        | --    | 1   | --      |
| farms, 1982                 | --     | --        | 1     | 1          | --       | --    | 4   | --      |
| number, 1987                | (D)    | (D)       | (D)   | (D)        | (D)      | --    | (D) | --      |
| number, 1982                | --     | --        | (D)   | (D)        | (D)      | --    | 20  | --      |
| pounds of wool, 1987        | (D)    | (D)       | (D)   | (D)        | (D)      | --    | (D) | --      |
| pounds of wool, 1982        | --     | --        | (D)   | (D)        | (D)      | --    | 156 | --      |
| Sheep and lambs sold        |        |           |       |            |          |       |     |         |
| farms, 1987                 | 2      | 1         | --    | 1          | --       | --    | --  | --      |
| farms, 1982                 | 1      | --        | 1     | 1          | 2        | --    | 3   | --      |
| number, 1987                | (D)    | (D)       | (D)   | (D)        | (D)      | --    | --  | --      |
| number, 1982                | (D)    | --        | (D)   | (D)        | (D)      | --    | 13  | --      |
| Sheep, lambs, and wool sold |        |           |       |            |          |       |     |         |
| farms, 1987                 | 2      | 1         | 1     | 1          | 2        | --    | 1   | --      |
| farms, 1982                 | 1      | --        | 1     | 1          | 2        | --    | 4   | --      |
| \$1,000, 1987               | (D)    | (D)       | (D)   | (D)        | (D)      | --    | (D) | --      |
| \$1,000, 1982               | (D)    | --        | (D)   | (D)        | (D)      | --    | 1   | --      |
| Horses and ponies inventory |        |           |       |            |          |       |     |         |
| farms, 1987                 | 92     | 94        | 81    | 110        | 43       | 129   | 125 | 9       |
| farms, 1982                 | 101    | 73        | 74    | 108        | 51       | 119   | 125 | 14      |
| number, 1987                | 252    | 398       | 347   | 483        | 126      | 675   | 548 | 36      |
| number, 1982                | 315    | 317       | 246   | 385        | 130      | 704   | 469 | 42      |
| Horses and ponies sold      |        |           |       |            |          |       |     |         |
| farms, 1987                 | 12     | 18        | 10    | 16         | 4        | 24    | 26  | 1       |
| farms, 1982                 | 8      | 13        | 8     | 23         | 5        | 12    | 20  | --      |
| number, 1987                | 21     | 66        | (D)   | 36         | 19       | 62    | 86  | (D)     |
| number, 1982                | 30     | 28        | (D)   | 67         | 22       | (D)   | 40  | --      |
| \$1,000, 1987               | 14     | 41        | 67    | 18         | (D)      | 51    | 48  | (D)     |
| \$1,000, 1982               | 12     | 120       | (D)   | 81         | 13       | (D)   | 39  | --      |

**Table 13. Sheep and Horses—Inventory and Sales: 1987 and 1982—Con.**

[For meaning of abbreviations and symbols, see introductory text]

| Item  | Lincoln | Lowndes | Madison | Marion | Marshall | Monroe | Montgomery | Neshoba |
|---|---------|---------|---------|--------|----------|--------|------------|---------|
| Sheep and lambs inventory ----- farms, 1987..   | 2       | 2       | 2       | 4      | 3        | 1      | 1          | -       |
| 1982..  | 1       | 1       | 2       | 1      | 3        | 2      | 1          | -       |
| number, 1987..                                  | (D)     | (D)     | (D)     | 133    | 21       | (D)    | (D)        | -       |
| 1982..  | (D)     | (D)     | (D)     | (D)    | (D)      | (D)    | (D)        | -       |
| 1987 farms by inventory:                        |         |         |         |        |          |        |            |         |
| 1 to 24 .....                                   | 2       | 1       | 2       | 2      | 3        | -      | -          | -       |
| 25 to 99 .....                                  | -       | 1       | -       | 2      | -        | 1      | 1          | -       |
| 100 to 299 .....                                | -       | -       | -       | -      | -        | -      | -          | -       |
| 300 to 999 .....                                | -       | -       | -       | -      | -        | -      | -          | -       |
| 1,000 or more .....                             | -       | -       | -       | -      | -        | -      | -          | -       |
| Ewes 1 year old or older ----- farms, 1987..    | -       | 1       | -       | 3      | 2        | 1      | 1          | -       |
| 1982..  | 1       | 1       | -       | 1      | 2        | 2      | 1          | -       |
| number, 1987..                                  | (D)     | (D)     | -       | 95     | (D)      | (D)    | (D)        | -       |
| 1982..  | (D)     | (D)     | -       | (D)    | (D)      | (D)    | (D)        | -       |
| Sheep and lambs shorn ----- farms, 1987..       | 2       | -       | -       | 3      | 1        | 1      | 1          | -       |
| 1982..  | -       | -       | 1       | 1      | 1        | -      | 1          | -       |
| number, 1987..                                  | (D)     | -       | -       | 113    | (D)      | (D)    | (D)        | -       |
| 1982..  | -       | -       | (D)     | (D)    | (D)      | (D)    | (D)        | -       |
| pounds of wool, 1987..                          | (D)     | -       | -       | 736    | (D)      | (D)    | (D)        | -       |
| 1982..  | -       | -       | (D)     | (D)    | (D)      | (D)    | (D)        | -       |
| Sheep and lambs sold ----- farms, 1987..        | 2       | 1       | -       | 3      | 1        | 1      | 1          | -       |
| 1982..  | -       | -       | 1       | 1      | 2        | 2      | 1          | -       |
| number, 1987..                                  | (D)     | (D)     | (D)     | 70     | (D)      | (D)    | (D)        | -       |
| 1982..  | -       | -       | (D)     | (D)    | (D)      | (D)    | (D)        | -       |
| Sheep, lambs, and wool sold ----- farms, 1987.. | 2       | 1       | -       | 3      | 1        | 1      | 1          | -       |
| 1982..  | -       | -       | 2       | 1      | 2        | 2      | 1          | -       |
| \$1,000, 1987..                                 | (D)     | (D)     | -       | 2      | (D)      | (D)    | (D)        | -       |
| 1982..  | -       | -       | (D)     | (D)    | (D)      | (D)    | (D)        | -       |
| Horses and ponies inventory ----- farms, 1987.. | 79      | 77      | 125     | 82     | 128      | 85     | 41         | 143     |
| 1982..  | 76      | 91      | 152     | 91     | 137      | 74     | 43         | 120     |
| number, 1987..                                  | 350     | 337     | 769     | 473    | 612      | 357    | 184        | 596     |
| 1982..  | 324     | 479     | 719     | 355    | 460      | 299    | 121        | 361     |
| Horses and ponies sold ----- farms, 1987..      | 18      | 12      | 25      | 10     | 14       | 8      | 3          | 32      |
| 1982..  | 7       | 13      | 25      | 13     | 22       | 11     | 6          | 16      |
| number, 1987..                                  | 44      | 28      | 71      | 54     | 43       | 32     | 7          | 90      |
| 1982..  | 25      | 25      | 98      | 34     | 42       | 45     | 10         | 28      |
| \$1,000, 1987..                                 | 41      | 30      | 93      | 22     | 68       | 11     | (D)        | 67      |
| 1982..  | 21      | 58      | 232     | 24     | 48       | 36     | 7          | 9       |

| Item  | Newton | Noxubee | Oktibbeha | Panola | Pearl River | Perry | Pike | Pontotoc |
|---|--------|---------|-----------|--------|-------------|-------|------|----------|
| Sheep and lambs inventory ----- farms, 1987..   | -      | 4       | 5         | 2      | 20          | 1     | 4    | 1        |
| 1982..  | -      | 1       | 3         | 1      | 28          | 1     | 1    | 1        |
| number, 1987..                                  | -      | (D)     | 417       | (D)    | 360         | (D)   | 43   | (D)      |
| 1982..  | -      | (D)     | (D)       | (D)    | 543         | (D)   | (D)  | (D)      |
| 1987 farms by inventory:                        |        |         |           |        |             |       |      |          |
| 1 to 24 .....                                   | -      | 3       | 2         | 2      | 15          | -     | 4    | -        |
| 25 to 99 .....                                  | -      | 1       | 2         | -      | 4           | -     | -    | 1        |
| 100 to 299 .....                                | -      | -       | -         | -      | 1           | 1     | -    | -        |
| 300 to 999 .....                                | -      | -       | 1         | -      | -           | -     | -    | -        |
| 1,000 or more .....                             | -      | -       | -         | -      | -           | -     | -    | -        |
| Ewes 1 year old or older ----- farms, 1987..    | -      | 3       | 5         | 1      | 17          | 1     | 4    | 1        |
| 1982..  | -      | 1       | 1         | -      | 21          | 1     | 1    | -        |
| number, 1987..                                  | -      | (D)     | 143       | (D)    | 268         | (D)   | 22   | (D)      |
| 1982..  | -      | (D)     | (D)       | -      | 304         | (D)   | (D)  | -        |
| Sheep and lambs shorn ----- farms, 1987..       | -      | 2       | 5         | 1      | 12          | 1     | 4    | 1        |
| 1982..  | -      | 1       | 2         | -      | 17          | 1     | 1    | -        |
| number, 1987..                                  | -      | (D)     | 419       | (D)    | 262         | (D)   | 40   | (D)      |
| 1982..  | -      | (D)     | (D)       | -      | 420         | (D)   | (D)  | -        |
| pounds of wool, 1987..                          | -      | (D)     | 1 912     | (D)    | 1 463       | (D)   | 336  | (D)      |
| 1982..  | -      | (D)     | (D)       | -      | 2 464       | (D)   | (D)  | -        |
| Sheep and lambs sold ----- farms, 1987..        | -      | 2       | 6         | 3      | 12          | 1     | 2    | 1        |
| 1982..  | -      | 1       | 2         | 1      | 18          | 1     | -    | 1        |
| number, 1987..                                  | -      | (D)     | 227       | 36     | 263         | (D)   | (D)  | (D)      |
| 1982..  | -      | (D)     | (D)       | (D)    | 270         | (D)   | -    | (D)      |
| Sheep, lambs, and wool sold ----- farms, 1987.. | -      | 3       | 7         | 3      | 14          | 1     | 4    | 1        |
| 1982..  | -      | 1       | 2         | 1      | 20          | 1     | 1    | 1        |
| \$1,000, 1987..                                 | -      | (D)     | (D)       | 3      | (D)         | (D)   | (D)  | (D)      |
| 1982..  | -      | (D)     | (D)       | (D)    | 9           | (D)   | (D)  | (D)      |
| Horses and ponies inventory ----- farms, 1987.. | 103    | 79      | 85        | 96     | 216         | 36    | 97   | 117      |
| 1982..  | 114    | 113     | 126       | 110    | 208         | 44    | 88   | 145      |
| number, 1987..                                  | 347    | 305     | 345       | 376    | 1 107       | 97    | 516  | 446      |
| 1982..  | 377    | 448     | 410       | 500    | 954         | 118   | 397  | 609      |
| Horses and ponies sold ----- farms, 1987..      | 10     | 13      | 13        | 13     | 41          | 3     | 14   | 10       |
| 1982..  | 14     | 20      | 11        | 20     | 39          | 4     | 23   | 20       |
| number, 1987..                                  | 22     | 48      | 28        | 30     | 109         | 3     | 68   | 50       |
| 1982..  | 77     | 49      | 25        | 39     | 83          | 5     | 99   | 59       |
| \$1,000, 1987..                                 | 7      | 23      | 31        | (D)    | 73          | 1     | 38   | 38       |
| 1982..  | 31     | 28      | 21        | 81     | 51          | 4     | 173  | 32       |

**Table 13. Sheep and Horses—Inventory and Sales: 1987 and 1982—Con.**

[For meaning of abbreviations and symbols, see introductory text]

| Item  | Prentiss | Quitman | Rankin | Scott | Sharkey | Simpson | Smith | Stone |
|---|----------|---------|--------|-------|---------|---------|-------|-------|
| Sheep and lambs inventory ----- farms, 1987--   | 1        | 1       | 7      | 3     | --      | 3       | 3     | 9     |
| 1982--  | 1        | 1       | 8      | --    | --      | --      | --    | 5     |
| number, 1987--                                  | (D)      | (D)     | 133    | 8     | --      | (D)     | 8     | 280   |
| 1982--  | (D)      | (D)     | 197    | --    | --      | --      | --    | 103   |
| 1987 farms by inventory:                        |          |         |        |       |         |         |       |       |
| 1 to 24 -----                                   | --       | 1       | 4      | 3     | --      | 2       | 3     | 6     |
| 25 to 99 -----                                  | 1        | --      | 3      | --    | --      | 1       | --    | 2     |
| 100 to 299 -----                                | --       | --      | --     | --    | --      | --      | --    | 1     |
| 300 to 999 -----                                | --       | --      | --     | --    | --      | --      | --    | --    |
| 1,000 or more -----                             | --       | --      | --     | --    | --      | --      | --    | --    |
| Ewes 1 year old or older ----- farms, 1987--    | 1        | 1       | 5      | --    | --      | 2       | 2     | 9     |
| 1982--  | --       | 1       | 4      | --    | --      | --      | --    | 5     |
| number, 1987--                                  | (D)      | (D)     | 95     | --    | --      | (D)     | (D)   | 170   |
| 1982--  | --       | (D)     | 93     | --    | --      | --      | --    | 74    |
| Sheep and lambs shorn ----- farms, 1987--       | 1        | --      | 6      | --    | --      | 2       | --    | 7     |
| 1982--  | --       | --      | 8      | --    | --      | --      | --    | 4     |
| number, 1987--                                  | (D)      | --      | 119    | --    | --      | (D)     | --    | 177   |
| 1982--  | --       | --      | 126    | --    | --      | --      | --    | 59    |
| pounds of wool, 1987--                          | (D)      | --      | 588    | --    | --      | (D)     | --    | 908   |
| 1982--  | --       | --      | 1 068  | --    | --      | --      | --    | 520   |
| Sheep and lambs sold ----- farms, 1987--        | 1        | --      | 7      | 1     | --      | 2       | 1     | 8     |
| 1982--  | 2        | --      | 6      | --    | --      | --      | 1     | 3     |
| number, 1987--                                  | (D)      | --      | 109    | (D)   | --      | (D)     | (D)   | 112   |
| 1982--  | (D)      | --      | 100    | --    | --      | --      | (D)   | 61    |
| Sheep, lambs, and wool sold ----- farms, 1987-- | 1        | --      | 7      | 1     | --      | 2       | 1     | 8     |
| 1982--  | 2        | --      | 8      | --    | --      | --      | 1     | 4     |
| \$1,000, 1987--                                 | (D)      | --      | 10     | (D)   | --      | (D)     | (D)   | 7     |
| 1982--  | (D)      | --      | 5      | --    | --      | --      | (D)   | 3     |
| Horses and ponies inventory ----- farms, 1987-- | 75       | 2       | 134    | 140   | 8       | 102     | 112   | 63    |
| 1982--  | 89       | 12      | 138    | 148   | 8       | 107     | 103   | 49    |
| number, 1987--                                  | 418      | (D)     | 691    | 621   | 16      | 329     | 381   | 213   |
| 1982--  | 381      | 32      | 514    | 483   | 15      | 308     | 363   | 157   |
| Horses and ponies sold ----- farms, 1987--      | 14       | --      | 27     | 16    | --      | 9       | 14    | 7     |
| 1982--  | 17       | 2       | 25     | 12    | 1       | 9       | 13    | 6     |
| number, 1987--                                  | 89       | --      | 60     | 61    | --      | 23      | 59    | 33    |
| 1982--  | 111      | (D)     | 65     | 36    | (D)     | 25      | 137   | 29    |
| \$1,000, 1987--                                 | 26       | --      | 71     | 27    | --      | 17      | 23    | 16    |
| 1982--  | 51       | (D)     | 51     | 29    | (D)     | 37      | 81    | 12    |

| Item  | Sunflower | Tallahatchie | Tate | Tippah | Tishomingo | Tunica | Union | Walthall |
|---|-----------|--------------|------|--------|------------|--------|-------|----------|
| Sheep and lambs inventory ----- farms, 1987--   | 1         | --           | 4    | 7      | 3          | --     | 5     | 1        |
| 1982--  | 1         | 1            | 4    | 5      | --         | 1      | --    | --       |
| number, 1987--                                  | (D)       | --           | 23   | 106    | (D)        | --     | 73    | (D)      |
| 1982--  | (D)       | (D)          | 58   | 38     | --         | (D)    | --    | --       |
| 1987 farms by inventory:                        |           |              |      |        |            |        |       |          |
| 1 to 24 -----                                   | 1         | --           | 4    | 6      | 2          | --     | 4     | 1        |
| 25 to 99 -----                                  | --        | --           | --   | 1      | 1          | --     | 1     | --       |
| 100 to 299 -----                                | --        | --           | --   | --     | --         | --     | --    | --       |
| 300 to 999 -----                                | --        | --           | --   | --     | --         | --     | --    | --       |
| 1,000 or more -----                             | --        | --           | --   | --     | --         | --     | --    | --       |
| Ewes 1 year old or older ----- farms, 1987--    | 1         | --           | 3    | 4      | 2          | --     | 3     | 1        |
| 1982--  | 1         | 1            | 4    | 4      | --         | 1      | --    | --       |
| number, 1987--                                  | (D)       | --           | (D)  | 49     | (D)        | --     | (D)   | (D)      |
| 1982--  | (D)       | (D)          | 41   | 28     | --         | (D)    | --    | --       |
| Sheep and lambs shorn ----- farms, 1987--       | 1         | --           | 2    | 5      | 1          | --     | 3     | 1        |
| 1982--  | 1         | --           | 2    | 3      | --         | --     | --    | --       |
| number, 1987--                                  | (D)       | --           | (D)  | 91     | (D)        | --     | 72    | (D)      |
| 1982--  | (D)       | --           | (D)  | (D)    | --         | --     | --    | --       |
| pounds of wool, 1987--                          | (D)       | --           | (D)  | 395    | (D)        | --     | (D)   | (D)      |
| 1982--  | (D)       | --           | (D)  | (D)    | --         | --     | --    | --       |
| Sheep and lambs sold ----- farms, 1987--        | --        | 1            | 2    | 4      | 2          | --     | 5     | 1        |
| 1982--  | 1         | --           | 2    | 1      | --         | --     | --    | --       |
| number, 1987--                                  | --        | (D)          | (D)  | 47     | (D)        | --     | 39    | (D)      |
| 1982--  | (D)       | --           | (D)  | (D)    | --         | --     | --    | --       |
| Sheep, lambs, and wool sold ----- farms, 1987-- | 1         | 1            | 2    | 6      | 2          | --     | 5     | 1        |
| 1982--  | 1         | --           | 2    | 3      | --         | --     | --    | --       |
| \$1,000, 1987--                                 | (D)       | (D)          | (D)  | (D)    | (D)        | --     | (D)   | (D)      |
| 1982--  | (D)       | --           | (D)  | (D)    | --         | --     | --    | --       |
| Horses and ponies inventory ----- farms, 1987-- | 25        | 39           | 99   | 136    | 62         | 5      | 101   | 97       |
| 1982--  | 26        | 35           | 128  | 125    | 48         | 4      | 113   | 108      |
| number, 1987--                                  | 157       | 114          | 538  | 489    | 254        | (D)    | 359   | 281      |
| 1982--  | 111       | 129          | 489  | 1 185  | 155        | 7      | 369   | 327      |
| Horses and ponies sold ----- farms, 1987--      | 4         | 1            | 10   | 23     | 11         | --     | 16    | 8        |
| 1982--  | 5         | 3            | 19   | 17     | 4          | --     | 13    | 13       |
| number, 1987--                                  | 18        | (D)          | 68   | 49     | 27         | --     | 44    | 23       |
| 1982--  | 15        | 3            | 68   | 28     | 4          | --     | 28    | 30       |
| \$1,000, 1987--                                 | 18        | (D)          | 70   | 26     | 15         | --     | 14    | 12       |
| 1982--  | 24        | 2            | 60   | 26     | 2          | --     | 14    | 15       |

**Table 13. Sheep and Horses—Inventory and Sales: 1987 and 1982—Con.**

[For meaning of abbreviations and symbols, see introductory text]

| Item  | Warren | Washington | Wayne | Webster | Wilkinson | Winston | Yalobusha | Yazoo |
|---|--------|------------|-------|---------|-----------|---------|-----------|-------|
| Sheep and lambs inventory ----- farms, 1987..   | 5      | 1          | 12    | -       | -         | -       | -         | 3     |
| 1982..  | 2      | 1          | 7     | 1       | 2         | -       | -         | 3     |
| number, 1987..                                  | 46     | (D)        | 178   | -       | -         | -       | -         | 72    |
| 1982..  | (D)    | (D)        | 130   | (D)     | (D)       | -       | -         | (D)   |
| 1987 farms by inventory:                        |        |            |       |         |           |         |           |       |
| 1 to 24 .....                                   | 5      | 1          | 11    | -       | -         | -       | -         | 2     |
| 25 to 99 .....                                  | -      | -          | 1     | -       | -         | -       | -         | 1     |
| 100 to 299 .....                                | -      | -          | -     | -       | -         | -       | -         | -     |
| 300 to 999 .....                                | -      | -          | -     | -       | -         | -       | -         | -     |
| 1,000 or more .....                             | -      | -          | -     | -       | -         | -       | -         | -     |
| Ewes 1 year old or older ----- farms, 1987..    | 5      | 1          | 9     | -       | -         | -       | -         | 3     |
| 1982..  | 2      | -          | 6     | 1       | 2         | -       | -         | 3     |
| number, 1987..                                  | 34     | (D)        | 101   | -       | -         | -       | -         | 55    |
| 1982..  | (D)    | -          | 85    | (D)     | (D)       | -       | -         | (D)   |
| Sheep and lambs shorn ----- farms, 1987..       | 3      | 1          | 8     | -       | -         | -       | -         | 3     |
| 1982..  | 2      | -          | 3     | -       | -         | -       | -         | 2     |
| number, 1987..                                  | 31     | (D)        | 131   | -       | -         | -       | -         | 62    |
| 1982..  | (D)    | -          | 78    | -       | -         | -       | -         | (D)   |
| pounds of wool, 1987..                          | 230    | (D)        | 750   | -       | -         | -       | -         | 503   |
| 1982..  | (D)    | -          | 576   | -       | -         | -       | -         | (D)   |
| Sheep and lambs sold ----- farms, 1987..        | 4      | 1          | 8     | -       | -         | -       | -         | 3     |
| 1982..  | 2      | 1          | 4     | -       | 2         | -       | -         | 2     |
| number, 1987..                                  | 44     | (D)        | 99    | -       | -         | -       | -         | 57    |
| 1982..  | (D)    | (D)        | 72    | -       | (D)       | -       | -         | (D)   |
| Sheep, lambs, and wool sold ----- farms, 1987.. | 4      | 1          | 8     | -       | -         | -       | -         | 3     |
| 1982..  | 2      | 1          | 4     | -       | 2         | -       | -         | 3     |
| \$1,000, 1987..                                 | 4      | (D)        | (D)   | -       | -         | -       | -         | (D)   |
| 1982..  | (D)    | (D)        | (D)   | -       | (D)       | -       | -         | (D)   |
| Horses and ponies inventory ----- farms, 1987.. | 57     | 28         | 59    | 35      | 77        | 96      | 50        | 88    |
| 1982..  | 76     | 34         | 58    | 52      | 87        | 136     | 62        | 94    |
| number, 1987..                                  | 321    | 171        | 198   | 160     | 235       | 340     | 182       | 477   |
| 1982..  | 395    | 186        | 146   | 139     | 256       | 424     | 207       | 407   |
| Horses and ponies sold ----- farms, 1987..      | 17     | 2          | 9     | 3       | 3         | 12      | 5         | 12    |
| 1982..  | 17     | -          | 9     | 2       | 8         | 15      | 10        | 13    |
| number, 1987..                                  | 74     | (D)        | 28    | 4       | 9         | 34      | 13        | 49    |
| 1982..  | 60     | -          | 17    | (D)     | 17        | 42      | 36        | 32    |
| \$1,000, 1987..                                 | 96     | (D)        | 20    | 1       | (D)       | 79      | 6         | 29    |
| 1982..  | 85     | -          | 13    | (D)     | 9         | 40      | 22        | 25    |

**Table 14. Poultry—Inventory and Sales: 1987 and 1982**

[For meaning of abbreviations and symbols, see introductory text]

| Item  | Mississippi | Adams | Alcorn | Amite | Attala | Benton | Bolivar |
|---|-------------|-------|--------|-------|--------|--------|---------|
| <b>INVENTORY</b>  |             |       |        |       |        |        |         |
| Any poultry ----- farms, 1987..                                     | 3 652       | 18    | 32     | 55    | 43     | 22     | 13      |
| 1982..  | 5 809       | 29    | 75     | 113   | 95     | 36     | 31      |
| Chickens 3 months old or older ----- farms, 1987..                  | 2 550       | 16    | 28     | 47    | 42     | 17     | 11      |
| 1982..  | 4 631       | 28    | 70     | 108   | 89     | 32     | 25      |
| number, 1987..  | 7 027 574   | 286   | 445    | 678   | 634    | 333    | 279     |
| 1982..  | 6 841 117   | 871   | 1 860  | 2 439 | 1 722  | 492    | 778     |
| Hens and pullets of laying age ----- farms, 1987..                  | 2 493       | 16    | 28     | 45    | 42     | 17     | 11      |
| 1982..  | 4 562       | 28    | 69     | 108   | 89     | 32     | 25      |
| number, 1987..  | 5 863 378   | (D)   | 407    | 626   | 558    | (D)    | (D)     |
| 1982..  | 6 006 172   | 755   | (D)    | 2 244 | 1 579  | 434    | 565     |
| 1987 farms by inventory:  |             |       |        |       |        |        |         |
| 1 to 99 -----   | 2 284       | 16    | 28     | 45    | 42     | 17     | 11      |
| 100 to 399 -----  | 21          | -     | -      | -     | -      | -      | -       |
| 400 to 3,199 -----  | 6           | -     | -      | -     | -      | -      | -       |
| 3,200 to 9,999 -----  | 58          | -     | -      | -     | -      | -      | -       |
| 10,000 to 19,999 -----  | 78          | -     | -      | -     | -      | -      | -       |
| 20,000 to 49,999 -----  | 29          | -     | -      | -     | -      | -      | -       |
| 50,000 to 99,999 -----  | 10          | -     | -      | -     | -      | -      | -       |
| 100,000 or more ----- farms..                                       | 7           | -     | -      | -     | -      | -      | -       |
| number..  | 2 918 418   | -     | -      | -     | -      | -      | -       |
| Pullets 3 months old or older not of laying age ----- farms, 1987.. | 503         | 1     | 4      | 5     | 11     | 2      | 1       |
| 1982..  | 806         | 6     | 3      | 19    | 16     | 5      | 10      |
| number, 1987..  | 1 144 196   | (D)   | 38     | 52    | 76     | (D)    | (D)     |
| 1982..  | 832 945     | 116   | (D)    | 195   | 143    | 58     | 213     |
| Pullet chicks and pullets under 3 months old ----- farms, 1987..    | 162         | -     | 1      | 1     | 2      | -      | -       |
| 1982..  | 283         | 4     | -      | 3     | 3      | 2      | -       |
| number, 1987..  | 1 385 725   | -     | (D)    | (D)   | (D)    | -      | -       |
| 1982..  | 520 223     | 67    | -      | 31    | 26     | (D)    | -       |
| Broilers and other meat-type chickens ----- farms, 1987..           | 1 105       | 1     | 5      | 2     | 4      | 2      | 3       |
| 1982..  | 1 584       | 3     | 11     | 11    | 20     | 5      | 7       |
| number, 1987..  | 48 938 303  | (D)   | 28     | (D)   | 39     | (D)    | (D)     |
| 1982..  | 45 847 737  | 27    | 68     | 51    | (D)    | 29     | (D)     |
| Turkeys ----- farms, 1987..   | 271         | 3     | 3      | 6     | 4      | 5      | 3       |
| 1982..  | 537         | 6     | 8      | 6     | 8      | 4      | 3       |
| number, 1987..  | 1 889       | 11    | 15     | 17    | 12     | 11     | 12      |
| 1982..  | 3 015       | 26    | 56     | 13    | 67     | 27     | 7       |
| Turkey hens kept for breeding ----- farms, 1987..                   | 181         | 1     | 2      | 4     | -      | 2      | 3       |
| 1982..  | 447         | 5     | 7      | 6     | 8      | 1      | 3       |
| number, 1987..  | 992         | (D)   | (D)    | (D)   | -      | (D)    | (D)     |
| 1982..  | 1 571       | (D)   | (D)    | 13    | 29     | (D)    | (D)     |
| Ducks, geese, and other poultry ----- farms, 1987..                 | 508         | 5     | 10     | 11    | 8      | 5      | 1       |
| 1982..  | 772         | 8     | 8      | 12    | 15     | 6      | 8       |
| <b>SALES</b>  |             |       |        |       |        |        |         |
| Any poultry sold ----- farms, 1987..                                | 1 785       | 2     | 8      | 3     | 3      | 4      | 3       |
| 1982..  | 2 241       | 9     | 16     | 21    | 10     | 4      | 9       |
| \$1,000, 1987..   | 463 748     | (D)   | 6      | (Z)   | (D)    | (D)    | (D)     |
| 1982..  | 390 673     | 2     | 17     | 7     | 124    | 2      | 1 000   |
| Hens and pullets sold ----- farms, 1987..                           | 370         | -     | 4      | 3     | 1      | 2      | 1       |
| 1982..  | 554         | -     | 3      | 10    | 5      | 2      | -       |
| number, 1987..  | 7 025 428   | -     | 128    | 94    | (D)    | (D)    | (D)     |
| 1982..  | 7 477 679   | -     | (D)    | 422   | (D)    | (D)    | -       |
| Hens and pullets of laying age sold ----- farms, 1987..             | 298         | -     | 4      | 3     | -      | 2      | 1       |
| 1982..  | 484         | -     | 3      | 10    | 3      | 2      | -       |
| number, 1987..  | 4 945 912   | -     | (D)    | 94    | -      | (D)    | (D)     |
| 1982..  | 4 934 877   | -     | 84     | 422   | 62     | (D)    | -       |
| Pullets not of laying age sold ----- farms, 1987..                  | 79          | -     | 1      | -     | 1      | -      | -       |
| 1982..  | 95          | -     | 1      | -     | 2      | 1      | -       |
| number, 1987..  | 2 079 516   | -     | (D)    | -     | (D)    | -      | -       |
| 1982..  | 2 542 802   | -     | (D)    | -     | (D)    | (D)    | -       |
| Broilers and other meat-type chickens sold ----- farms, 1987..      | 1 129       | -     | -      | -     | -      | -      | 1       |
| 1982..  | 1 212       | -     | -      | 1     | 1      | -      | 1       |
| number, 1987..  | 276 652 292 | -     | -      | -     | -      | -      | (D)     |
| 1982..  | 247 236 533 | -     | -      | (D)   | (D)    | -      | (D)     |
| 1987 farms by number sold:  |             |       |        |       |        |        |         |
| 1 to 1,999 -----  | 20          | -     | -      | -     | -      | -      | -       |
| 2,000 to 59,999 -----   | 71          | -     | -      | -     | -      | -      | -       |
| 60,000 to 99,999 -----  | 91          | -     | -      | -     | -      | -      | -       |
| 100,000 to 199,999 -----  | 312         | -     | -      | -     | -      | -      | -       |
| 200,000 to 499,999 -----  | 554         | -     | -      | -     | -      | -      | -       |
| 500,000 or more ----- farms..                                       | 81          | -     | -      | -     | -      | -      | 1       |
| number..  | 53 904 258  | -     | -      | -     | -      | -      | (D)     |
| Turkeys sold ----- farms, 1987..                                    | 19          | -     | -      | -     | -      | -      | -       |
| 1982..  | 44          | -     | 3      | -     | 1      | -      | -       |
| number, 1987..  | 172         | -     | -      | -     | -      | -      | -       |
| 1982..  | 282         | -     | (D)    | -     | (D)    | -      | -       |
| Turkeys for slaughter sold ----- farms, 1987..                      | 13          | -     | -      | -     | -      | -      | -       |
| 1982..  | 25          | -     | 2      | -     | 1      | -      | -       |
| number, 1987..  | 124         | -     | -      | -     | -      | -      | -       |
| 1982..  | 137         | -     | (D)    | -     | (D)    | -      | -       |
| Ducks, geese, and other poultry sold ----- farms, 1987..            | 99          | -     | 4      | -     | -      | 2      | -       |
| 1982..  | 120         | 4     | 1      | 1     | -      | 1      | 2       |

Table 14. Poultry—Inventory and Sales: 1987 and 1982—Con.

[For meaning of abbreviations and symbols, see introductory text]

| Item  | Calhoun | Carroll | Chickasaw | Choctaw | Claiborne | Clarke | Clay  |
|---|---------|---------|-----------|---------|-----------|--------|-------|
| <b>INVENTORY</b>  |         |         |           |         |           |        |       |
| Any poultry ----- farms, 1987..                                     | 25      | 49      | 32        | 23      | 23        | 39     | 37    |
| ----- farms, 1982..   | 39      | 70      | 59        | 50      | 44        | 72     | 68    |
| Chickens 3 months old or older ----- farms, 1987..                  | 22      | 46      | 31        | 22      | 21        | 36     | 33    |
| ----- farms, 1982..   | 37      | 86      | 54        | 48      | 40        | 69     | 64    |
| ----- number, 1987..  | 258     | 972     | 631       | 307     | 1 198     | 624    | 606   |
| ----- number, 1982..  | 2 792   | (D)     | 1 515     | 897     | 722       | 1 625  | 1 303 |
| Hens and pullets of laying age ----- farms, 1987..                  | 22      | 45      | 31        | 22      | 21        | 36     | 33    |
| ----- farms, 1982..   | 37      | 65      | 54        | 48      | 40        | 66     | 62    |
| ----- number, 1987..  | 258     | 788     | 531       | (D)     | (D)       | (D)    | 541   |
| ----- number, 1982..  | (D)     | (D)     | 1 345     | 765     | 695       | 1 369  | 1 155 |
| 1987 farms by inventory:  |         |         |           |         |           |        |       |
| 1 to 99 -----   | 22      | 45      | 31        | 22      | 20        | 35     | 33    |
| 100 to 399 -----  | -       | -       | -         | -       | -         | 1      | -     |
| 400 to 3,199 -----  | -       | -       | -         | -       | 1         | -      | -     |
| 3,200 to 9,999 -----  | -       | -       | -         | -       | -         | -      | -     |
| 10,000 to 19,999 -----  | -       | -       | -         | -       | -         | -      | -     |
| 20,000 to 49,999 -----  | -       | -       | -         | -       | -         | -      | -     |
| 50,000 to 99,999 -----  | -       | -       | -         | -       | -         | -      | -     |
| 100,000 or more ----- farms..                                       | -       | -       | -         | -       | -         | -      | -     |
| ----- number..  | -       | -       | -         | -       | -         | -      | -     |
| Pullets 3 months old or older not of laying age ----- farms, 1987.. | -       | 11      | 8         | 2       | 2         | 3      | 8     |
| ----- farms, 1982..   | 3       | 16      | 9         | 13      | 4         | 16     | 13    |
| ----- number, 1987..  | -       | 184     | 100       | (D)     | (D)       | (D)    | 65    |
| ----- number, 1982..  | (D)     | 218     | 170       | 132     | 27        | 256    | 148   |
| Pullet chicks and pullets under 3 months old ----- farms, 1987..    | -       | 2       | 2         | 1       | -         | -      | 3     |
| ----- farms, 1982..   | -       | 9       | 5         | 7       | -         | 6      | 5     |
| ----- number, 1987..  | -       | (D)     | (D)       | (D)     | -         | -      | 22    |
| ----- number, 1982..  | -       | 67      | 125       | 94      | -         | 33     | 48    |
| Broilers and other meat-type chickens ----- farms, 1987..           | 6       | 8       | 4         | 1       | 1         | 4      | 1     |
| ----- farms, 1982..   | 3       | 8       | 17        | 6       | 2         | 15     | 17    |
| ----- number, 1987..  | 13      | 79      | 43        | (D)     | (D)       | 52     | (D)   |
| ----- number, 1982..  | (D)     | 52      | 311       | 33      | (D)       | 195    | 144   |
| Turkeys ----- farms, 1987..   | -       | 8       | -         | 3       | 1         | 3      | 1     |
| ----- farms, 1982..   | 5       | 12      | 5         | 4       | 4         | 6      | 5     |
| ----- number, 1987..  | -       | 58      | -         | 20      | (D)       | 17     | (D)   |
| ----- number, 1982..  | 10      | 75      | 34        | 18      | 37        | 35     | 20    |
| Turkey hens kept for breeding ----- farms, 1987..                   | -       | 7       | -         | 3       | 1         | 1      | 1     |
| ----- farms, 1982..   | 3       | 9       | 5         | 2       | 2         | 5      | 5     |
| ----- number, 1987..  | -       | 27      | -         | (D)     | (D)       | (D)    | (D)   |
| ----- number, 1982..  | (D)     | 20      | (D)       | (D)     | (D)       | 17     | 7     |
| Ducks, geese, and other poultry ----- farms, 1987..                 | 5       | 8       | 9         | 3       | 5         | 6      | 9     |
| ----- farms, 1982..   | 6       | 11      | 9         | 9       | 7         | 13     | 10    |
| <b>SALES</b>  |         |         |           |         |           |        |       |
| Any poultry sold ----- farms, 1987..                                | 3       | 5       | 3         | 4       | 8         | 3      | 8     |
| ----- farms, 1982..   | 9       | 7       | 14        | 8       | 7         | 8      | 10    |
| ----- \$1,000, 1987..   | (D)     | (Z)     | (D)       | (Z)     | 7         | (D)    | (D)   |
| ----- \$1,000, 1982..   | 30      | 641     | 6         | 10      | (Z)       | 110    | 21    |
| Hens and pullets sold ----- farms, 1987..                           | -       | 2       | 1         | 1       | 1         | -      | 3     |
| ----- farms, 1982..   | 3       | 4       | 2         | 1       | 1         | -      | 3     |
| ----- number, 1987..  | -       | (D)     | (D)       | (D)     | (D)       | -      | 32    |
| ----- number, 1982..  | (D)     | (D)     | (D)       | (D)     | (D)       | -      | 29    |
| Hens and pullets of laying age sold ----- farms, 1987..             | -       | 1       | 1         | 1       | 1         | -      | 3     |
| ----- farms, 1982..   | 3       | 4       | 2         | 1       | 1         | -      | 3     |
| ----- number, 1987..  | -       | (D)     | (D)       | (D)     | (D)       | -      | 32    |
| ----- number, 1982..  | (D)     | (D)     | (D)       | (D)     | (D)       | -      | 29    |
| Pullets not of laying age sold ----- farms, 1987..                  | -       | 1       | -         | -       | -         | -      | -     |
| ----- farms, 1982..   | -       | -       | -         | -       | -         | -      | -     |
| ----- number, 1987..  | -       | (D)     | -         | -       | -         | -      | -     |
| ----- number, 1982..  | -       | -       | -         | -       | -         | -      | -     |
| Broilers and other meat-type chickens sold ----- farms, 1987..      | -       | -       | -         | -       | 1         | -      | 2     |
| ----- farms, 1982..   | -       | -       | 2         | -       | -         | 1      | 2     |
| ----- number, 1987..  | -       | -       | (D)       | -       | (D)       | (D)    | (D)   |
| ----- number, 1982..  | -       | -       | -         | -       | -         | -      | (D)   |
| 1987 farms by number sold:  |         |         |           |         |           |        |       |
| 1 to 1,999 -----  | -       | -       | -         | -       | 1         | -      | 2     |
| 2,000 to 59,999 -----   | -       | -       | -         | -       | -         | -      | -     |
| 60,000 to 99,999 -----  | -       | -       | -         | -       | -         | -      | -     |
| 100,000 to 199,999 -----  | -       | -       | -         | -       | -         | -      | -     |
| 200,000 to 499,999 -----  | -       | -       | -         | -       | -         | -      | -     |
| 500,000 or more ----- farms..                                       | -       | -       | -         | -       | -         | -      | -     |
| ----- number..  | -       | -       | -         | -       | -         | -      | -     |
| Turkeys sold ----- farms, 1987..                                    | -       | -       | -         | 1       | -         | -      | -     |
| ----- farms, 1982..   | -       | 1       | -         | 2       | 2         | -      | -     |
| ----- number, 1987..  | -       | -       | -         | (D)     | -         | -      | -     |
| ----- number, 1982..  | -       | (D)     | -         | (D)     | (D)       | -      | -     |
| Turkeys for slaughter sold ----- farms, 1987..                      | -       | -       | -         | 2       | -         | -      | -     |
| ----- farms, 1982..   | -       | -       | -         | -       | -         | -      | -     |
| ----- number, 1987..  | -       | -       | -         | (D)     | -         | -      | -     |
| ----- number, 1982..  | -       | -       | -         | -       | -         | -      | -     |
| Ducks, geese, and other poultry sold ----- farms, 1987..            | 2       | -       | 2         | -       | 5         | -      | 1     |
| ----- farms, 1982..   | 1       | 1       | -         | 4       | -         | -      | 2     |

**Table 14. Poultry—Inventory and Sales: 1987 and 1982—Con.**

[For meaning of abbreviations and symbols, see introductory text]

| Item  | Coahoma | Copiah     | Covington | De Soto | Forrest   | Franklin | George |
|---|---------|------------|-----------|---------|-----------|----------|--------|
| <b>INVENTORY</b>  |         |            |           |         |           |          |        |
| Any poultry ----- farms, 1987--                                     | 8       | 59         | 60        | 36      | 38        | 27       | 41     |
| 1982--  | 11      | 90         | 88        | 66      | 57        | 46       | 61     |
| Chickens 3 months old or older ----- farms, 1987--                  | 8       | 33         | 38        | 32      | 22        | 25       | 37     |
| 1982--  | 11      | 68         | 66        | 59      | 40        | 45       | 59     |
| number, 1987--  | 154     | 633        | 123 813   | 851     | 387       | 438      | 821    |
| 1982--  | 211     | 1 241      | 193 410   | 1 438   | (D)       | 835      | 1 817  |
| Hens and pullets of laying age ----- farms, 1987--                  | 8       | 33         | 36        | 32      | 22        | 25       | 35     |
| 1982--  | 11      | 65         | 65        | 59      | 40        | 45       | 58     |
| number, 1987--  | 126     | 569        | (D)       | 809     | 320       | 383      | 672    |
| 1982--  | 183     | 1 119      | (D)       | 1 307   | (D)       | 784      | 1 455  |
| 1987 farms by inventory:  |         |            |           |         |           |          |        |
| 1 to 99 -----   | 8       | 33         | 28        | 30      | 22        | 25       | 35     |
| 100 to 399 -----  | -       | -          | 1         | 2       | -         | -        | -      |
| 400 to 3,199 -----  | -       | -          | -         | -       | -         | -        | -      |
| 3,200 to 9,999 -----  | -       | -          | 6         | -       | -         | -        | -      |
| 10,000 to 19,999 -----  | -       | -          | -         | -       | -         | -        | -      |
| 20,000 to 49,999 -----  | -       | -          | 1         | -       | -         | -        | -      |
| 50,000 to 99,999 -----  | -       | -          | -         | -       | -         | -        | -      |
| 100,000 or more ----- farms   | -       | -          | -         | -       | -         | -        | -      |
| number--  | -       | -          | -         | -       | -         | -        | -      |
| Pullets 3 months old or older not of laying age ----- farms, 1987-- | 4       | 8          | 7         | 4       | 5         | 5        | 10     |
| 1982--  | 3       | 15         | 11        | 15      | 7         | 6        | 13     |
| number, 1987--  | 28      | 64         | (D)       | 42      | 67        | 55       | 149    |
| 1982--  | 28      | 122        | (D)       | 131     | 74        | 51       | 362    |
| Pullet chicks and pullets under 3 months old ----- farms, 1987--    | -       | 3          | 3         | 1       | 2         | -        | 1      |
| 1982--  | -       | 4          | 7         | 3       | 6         | 3        | 3      |
| number, 1987--  | -       | 88         | 44 299    | (D)     | (D)       | -        | (D)    |
| 1982--  | -       | 29         | 54 652    | 37      | 40        | 53       | (D)    |
| Broilers and other meat-type chickens ----- farms, 1987--           | -       | 29         | 18        | 4       | 16        | 2        | 4      |
| 1982--  | 3       | 29         | 26        | 8       | 18        | 4        | 12     |
| number, 1987--  | -       | 1 975 159  | 824 157   | 31      | 508 467   | (D)      | 186    |
| 1982--  | 9       | 1 590 141  | 1 013 919 | 115     | 461 080   | 75       | 108    |
| Turkeys ----- farms, 1987--   | -       | 4          | 1         | 1       | -         | 3        | 5      |
| 1982--  | -       | 7          | 5         | 6       | 7         | 2        | 5      |
| number, 1987--  | -       | 23         | (D)       | (D)     | -         | 23       | 28     |
| 1982--  | -       | 16         | 47        | 57      | 29        | (D)      | 24     |
| Turkey hens kept for breeding ----- farms, 1987--                   | -       | 1          | -         | 1       | 6         | 1        | 2      |
| 1982--  | -       | 7          | 5         | 6       | 6         | 1        | 4      |
| number, 1987--  | -       | (D)        | -         | (D)     | -         | (D)      | (D)    |
| 1982--  | -       | (D)        | 19        | 33      | 11        | (D)      | (D)    |
| Ducks, geese, and other poultry ----- farms, 1987--                 | -       | 10         | 5         | 9       | 3         | 3        | 5      |
| 1982--  | -       | 16         | 4         | 14      | 12        | 2        | 6      |
| <b>SALES</b>  |         |            |           |         |           |          |        |
| Any poultry sold ----- farms, 1987--                                | 2       | 31         | 40        | 12      | 19        | 4        | 11     |
| 1982--  | -       | 43         | 55        | 18      | 30        | 8        | 13     |
| \$1,000, 1987--   | (D)     | 16 142     | 10 805    | 18      | 3 169     | (D)      | 1      |
| 1982--  | -       | 18 144     | 13 099    | 6       | 2 704     | (Z)      | 5      |
| Hens and pullets sold ----- farms, 1987--                           | 2       | 2          | 14        | 2       | 2         | 1        | 2      |
| 1982--  | -       | 6          | 26        | 4       | 6         | 3        | 3      |
| number, 1987--  | (D)     | (D)        | 191 478   | (D)     | (D)       | (D)      | (D)    |
| 1982--  | -       | (D)        | 315 820   | 128     | 15 014    | 56       | 325    |
| Hens and pullets of laying age sold ----- farms, 1987--             | 2       | 2          | 9         | 2       | -         | 1        | 2      |
| 1982--  | -       | 6          | 24        | 4       | 6         | 3        | 3      |
| number, 1987--  | (D)     | (D)        | 90 138    | (D)     | -         | (D)      | (D)    |
| 1982--  | -       | (D)        | 3         | (D)     | 15 014    | 56       | 325    |
| Pullets not of laying age sold ----- farms, 1987--                  | -       | -          | 5         | -       | 2         | -        | -      |
| 1982--  | -       | 1          | 3         | 1       | -         | -        | -      |
| number, 1987--  | -       | -          | 101 340   | -       | (D)       | -        | -      |
| 1982--  | -       | (D)        | (D)       | (D)     | -         | -        | -      |
| Broilers and other meat-type chickens sold ----- farms, 1987--      | -       | 28         | 21        | -       | 15        | 1        | 1      |
| 1982--  | -       | 29         | 24        | 1       | 18        | -        | -      |
| number, 1987--  | -       | 10 559 575 | 4 566 314 | -       | 2 594 297 | (D)      | (D)    |
| 1982--  | -       | 9 595 991  | 4 839 834 | (D)     | 2 320 031 | -        | -      |
| 1987 farms by number sold:  |         |            |           |         |           |          |        |
| 1 to 1,999 -----  | -       | -          | -         | -       | -         | -        | 1      |
| 2,000 to 59,999 -----   | -       | -          | 1         | -       | -         | -        | -      |
| 60,000 to 99,999 -----  | -       | -          | -         | -       | 2         | 1        | -      |
| 100,000 to 199,999 -----  | -       | 4          | 12        | -       | 5         | -        | -      |
| 200,000 to 499,999 -----  | -       | 17         | 7         | -       | 8         | -        | -      |
| 500,000 or more ----- farms   | -       | 7          | 1         | -       | -         | -        | -      |
| number--  | -       | 4 756 021  | (D)       | -       | -         | -        | -      |
| Turkeys sold ----- farms, 1987--                                    | -       | -          | -         | -       | -         | -        | 1      |
| 1982--  | -       | 1          | -         | 2       | -         | -        | -      |
| number, 1987--  | -       | -          | -         | (D)     | -         | -        | (D)    |
| 1982--  | -       | (D)        | -         | -       | -         | -        | -      |
| Turkeys for slaughter sold ----- farms, 1987--                      | -       | -          | -         | 1       | -         | -        | -      |
| 1982--  | -       | 1          | -         | -       | -         | -        | -      |
| number, 1987--  | -       | -          | -         | (D)     | -         | -        | -      |
| 1982--  | -       | (D)        | -         | -       | -         | -        | -      |
| Ducks, geese, and other poultry sold ----- farms, 1987--            | -       | -          | -         | 4       | 1         | -        | 3      |
| 1982--  | -       | 1          | 1         | 3       | 3         | -        | -      |

**Table 14. Poultry—Inventory and Sales: 1987 and 1982—Con.**

[For meaning of abbreviations and symbols, see introductory text]

| Item  | Greene    | Grenada | Hancock | Harrison | Hinds  | Holmes | Humphreys |
|---|-----------|---------|---------|----------|--------|--------|-----------|
| <b>INVENTORY</b>  |           |         |         |          |        |        |           |
| Any poultry ----- farms, 1987..                                     | 60        | 20      | 22      | 33       | 71     | 47     | 12        |
| 1982..  | 84        | 22      | 39      | 78       | 112    | 71     | 19        |
| Chickens 3 months old or older ----- farms, 1987..                  | 44        | 17      | 21      | 27       | 62     | 42     | 11        |
| 1982..  | 65        | 21      | 35      | 69       | 100    | 71     | 15        |
| number, 1987..  | 95 888    | (D)     | 564     | 551      | (D)    | 694    | 312       |
| 1982..  | 42 581    | (D)     | 4 339   | 1 731    | (D)    | 1 555  | 296       |
| Hens and pullets of laying age ----- farms, 1987..                  | 43        | 16      | 20      | 27       | 59     | 42     | 11        |
| 1982..  | 63        | 21      | 35      | 68       | 100    | 71     | 15        |
| number, 1987..  | (D)       | (D)     | 454     | 484      | (D)    | 651    | 221       |
| 1982..  | (D)       | (D)     | (D)     | 1 613    | (D)    | 1 453  | (D)       |
| 1987 farms by inventory:  |           |         |         |          |        |        |           |
| 1 to 99 -----   | 38        | 13      | 18      | 27       | 58     | 42     | 11        |
| 100 to 399 -----  | -         | -       | 2       | -        | -      | -      | -         |
| 400 to 3,199 -----  | -         | -       | -       | -        | -      | -      | -         |
| 3,200 to 9,999 -----  | 1         | -       | -       | -        | -      | -      | -         |
| 10,000 to 19,999 -----  | 4         | 2       | -       | -        | -      | -      | -         |
| 20,000 to 49,999 -----  | -         | -       | -       | -        | -      | -      | -         |
| 50,000 to 99,999 -----  | -         | -       | -       | -        | -      | -      | -         |
| 100,000 or more ----- farms..                                       | -         | 1       | -       | -        | 1      | -      | -         |
| number..  | -         | (D)     | -       | -        | (D)    | -      | -         |
| Pullets 3 months old or older not of laying age ----- farms, 1987.. | 5         | 4       | 5       | 4        | 14     | 8      | 5         |
| 1982..  | 7         | 3       | 1       | 8        | 17     | 11     | 1         |
| number, 1987..  | (D)       | (D)     | 110     | 67       | (D)    | 43     | 91        |
| 1982..  | (D)       | (D)     | (D)     | 118      | 284    | 102    | (D)       |
| Pullet chicks and pullets under 3 months old ----- farms, 1987..    | 2         | 2       | 4       | -        | 3      | 4      | 1         |
| 1982..  | 6         | 1       | 2       | 7        | 9      | 5      | -         |
| number, 1987..  | (D)       | (D)     | 79      | -        | (D)    | 8      | (D)       |
| 1982..  | (D)       | (D)     | (D)     | 118      | 93     | 47     | -         |
| Broilers and other meat-type chickens ----- farms, 1987..           | 22        | 3       | 5       | 2        | 5      | 5      | 4         |
| 1982..  | 26        | 4       | 2       | 12       | 20     | 13     | 4         |
| number, 1987..  | 720 407   | 10      | 104     | (D)      | 33     | 33     | 35        |
| 1982..  | 610 946   | 24      | (D)     | 126      | (D)    | 107    | (D)       |
| Turkeys ----- farms, 1987..   | 2         | 4       | 5       | 3        | 8      | 4      | 3         |
| 1982..  | 7         | -       | 5       | 14       | 18     | 12     | 4         |
| number, 1987..  | (D)       | 33      | 34      | 54       | 34     | 11     | 13        |
| 1982..  | 38        | -       | 27      | 75       | 66     | 75     | 19        |
| Turkey hens kept for breeding ----- farms, 1987..                   | 1         | 2       | 4       | 3        | 4      | 4      | 4         |
| 1982..  | 7         | -       | 4       | 12       | 15     | 9      | 4         |
| number, 1987..  | (D)       | (D)     | 15      | (D)      | 7      | (D)    | -         |
| 1982..  | 23        | -       | (D)     | 50       | 35     | 54     | (D)       |
| Ducks, geese, and other poultry ----- farms, 1987..                 | 1         | 4       | 6       | 10       | 20     | 5      | -         |
| 1982..  | 6         | 3       | 7       | 24       | 27     | 8      | 4         |
| <b>SALES</b>  |           |         |         |          |        |        |           |
| Any poultry sold ----- farms, 1987..                                | 31        | 4       | 6       | 8        | 15     | 9      | 2         |
| 1982..  | 40        | 3       | 6       | 17       | 14     | 8      | 1         |
| \$1,000, 1987..   | 6 182     | 4 203   | 22      | (D)      | (D)    | (Z)    | (D)       |
| 1982..  | 3 834     | 3 896   | 48      | 9        | 12 007 | 1      | (D)       |
| Hens and pullets sold ----- farms, 1987..                           | 7         | 4       | -       | 1        | 5      | 2      | -         |
| 1982..  | 9         | 3       | -       | 3        | 3      | -      | -         |
| number, 1987..  | 56 719    | 194 972 | (D)     | (D)      | (D)    | (D)    | -         |
| 1982..  | 52 966    | (D)     | (D)     | (D)      | (D)    | (D)    | -         |
| Hens and pullets of laying age sold ----- farms, 1987..             | 6         | 3       | -       | 3        | 3      | 2      | -         |
| 1982..  | 7         | 3       | -       | 3        | 3      | -      | -         |
| number, 1987..  | (D)       | (D)     | (D)     | (D)      | (D)    | (D)    | -         |
| 1982..  | (D)       | (D)     | (D)     | (D)      | (D)    | (D)    | -         |
| Pullets not of laying age sold ----- farms, 1987..                  | 1         | 1       | -       | -        | 3      | -      | -         |
| 1982..  | 2         | 1       | -       | -        | -      | -      | -         |
| number, 1987..  | (D)       | (D)     | -       | -        | (D)    | -      | -         |
| 1982..  | (D)       | (D)     | -       | -        | -      | -      | -         |
| Broilers and other meat-type chickens sold ----- farms, 1987..      | 19        | -       | -       | -        | -      | -      | -         |
| 1982..  | 21        | -       | -       | 1        | 2      | -      | -         |
| number, 1987..  | 3 943 452 | -       | -       | (D)      | (D)    | -      | -         |
| 1982..  | 3 407 325 | -       | -       | -        | -      | -      | -         |
| 1987 farms by number sold:  |           |         |         |          |        |        |           |
| 1 to 1,999 -----  | 1         | -       | -       | -        | -      | -      | -         |
| 2,000 to 59,999 -----   | 3         | -       | -       | -        | -      | -      | -         |
| 60,000 to 99,999 -----  | 2         | -       | -       | -        | -      | -      | -         |
| 100,000 to 199,999 -----  | 3         | -       | -       | -        | -      | -      | -         |
| 200,000 to 499,999 -----  | 9         | -       | -       | -        | -      | -      | -         |
| 500,000 or more ----- farms..                                       | 1         | -       | -       | -        | -      | -      | -         |
| number..  | (D)       | -       | -       | -        | -      | -      | -         |
| Turkeys sold ----- farms, 1987..                                    | -         | -       | -       | 2        | 1      | -      | -         |
| 1982..  | -         | -       | -       | 2        | 2      | -      | -         |
| number, 1987..  | -         | -       | -       | (D)      | (D)    | -      | -         |
| 1982..  | -         | -       | -       | (D)      | (D)    | -      | -         |
| Turkeys for slaughter sold ----- farms, 1987..                      | -         | -       | -       | 2        | 1      | -      | -         |
| 1982..  | -         | -       | -       | 1        | 2      | -      | -         |
| number, 1987..  | -         | -       | -       | (D)      | (D)    | -      | -         |
| 1982..  | -         | -       | -       | -        | -      | -      | -         |
| Ducks, geese, and other poultry sold ----- farms, 1987..            | -         | -       | 3       | 3        | 5      | -      | -         |
| 1982..  | 1         | -       | 3       | 8        | 3      | -      | -         |



Table 14. Poultry—Inventory and Sales: 1987 and 1982—Con.

[For meaning of abbreviations and symbols, see introductory text]

| Item  | Issaquena | Itawamba  | Jackson | Jasper    | Jefferson | Jefferson Davis | Jones      |
|---|-----------|-----------|---------|-----------|-----------|-----------------|------------|
| <b>INVENTORY</b>  |           |           |         |           |           |                 |            |
| Any poultry ----- farms, 1987..                                     | 4         | 48        | 29      | 48        | 41        | 41              | 188        |
| ----- farms, 1982..   | 8         | 94        | 63      | 69        | 47        | 68              | 237        |
| Chickens 3 months old or older ----- farms, 1987..                  | 4         | 21        | 27      | 37        | 41        | 34              | 66         |
| ----- farms, 1982..   | 8         | 63        | 60      | 56        | 45        | 57              | 105        |
| ----- number, 1987..  | 30        | 40 331    | 631     | 28 665    | 584       | (D)             | 534 925    |
| ----- number, 1982..  | 211       | 103 848   | 1 457   | 42 147    | 1 027     | 143 510         | 435 757    |
| Hens and pullets of laying age ----- farms, 1987..                  | 4         | 21        | 27      | 36        | 41        | 34              | 60         |
| ----- farms, 1982..   | 8         | 59        | 60      | 55        | 45        | 57              | 96         |
| ----- number, 1987..  | 30        | (D)       | 519     | 28 604    | 542       | (D)             | 391 140    |
| ----- number, 1982..  | 211       | 78 996    | 1 321   | 42 058    | 949       | 143 450         | 312 126    |
| 1987 farms by inventory:  |           |           |         |           |           |                 |            |
| 1 to 99 ----- farms, 1987..   | 4         | 17        | 27      | 31        | 41        | 32              | 30         |
| ----- farms, 1982..   | -         | -         | -       | 1         | -         | -               | -          |
| 100 to 399 ----- farms, 1987..                                      | -         | -         | -       | -         | -         | -               | -          |
| ----- farms, 1982..   | -         | -         | -       | -         | -         | -               | -          |
| 400 to 3,199 ----- farms, 1987..                                    | -         | -         | -       | -         | -         | -               | -          |
| ----- farms, 1982..   | -         | -         | -       | -         | -         | -               | -          |
| 3,200 to 9,999 ----- farms, 1987..                                  | -         | 2         | -       | 4         | -         | 2               | 17         |
| ----- farms, 1982..   | -         | -         | -       | -         | -         | -               | -          |
| 10,000 to 19,999 ----- farms, 1987..                                | -         | 2         | -       | -         | -         | -               | 10         |
| ----- farms, 1982..   | -         | -         | -       | -         | -         | -               | -          |
| 20,000 to 49,999 ----- farms, 1987..                                | -         | -         | -       | -         | -         | -               | 2          |
| ----- farms, 1982..   | -         | -         | -       | -         | -         | -               | -          |
| 50,000 to 99,999 ----- farms, 1987..                                | -         | -         | -       | -         | -         | -               | 1          |
| ----- farms, 1982..   | -         | -         | -       | -         | -         | -               | -          |
| 100,000 or more ----- farms, 1987..                                 | -         | -         | -       | -         | -         | -               | 1          |
| ----- farms, 1982..   | -         | -         | -       | -         | -         | -               | (D)        |
| Pullets 3 months old or older not of laying age ----- farms, 1987.. | -         | 1         | 6       | 7         | 6         | 8               | 8          |
| ----- farms, 1982..   | -         | 14        | 9       | 9         | 7         | 8               | 17         |
| ----- number, 1987..  | -         | (D)       | 112     | 61        | 42        | 71              | 143 785    |
| ----- number, 1982..  | -         | 24 852    | 136     | 89        | 78        | 60              | 123 631    |
| Pullet chicks and pullets under 3 months old ----- farms, 1987..    | -         | 2         | 1       | -         | 3         | 6               | 10         |
| ----- farms, 1982..   | 2         | 7         | 2       | 3         | 2         | 1               | 8          |
| ----- number, 1987..  | -         | (D)       | (D)     | -         | 17        | 46              | 242 125    |
| ----- number, 1982..  | (D)       | (D)       | (D)     | 53        | (D)       | (D)             | 78 355     |
| Broilers and other meat-type chickens ----- farms, 1987..           | -         | 27        | 4       | 14        | 7         | 11              | 110        |
| ----- farms, 1982..   | 1         | 35        | 9       | 16        | 5         | 15              | 138        |
| ----- number, 1987..  | -         | 1 079 130 | 23      | 362 825   | 77        | 336 013         | 4 829 399  |
| ----- number, 1982..  | (D)       | 1 367 545 | 88      | 514 824   | 11        | 445 025         | 5 190 086  |
| Turkeys ----- farms, 1987..   | 2         | 4         | 5       | 4         | 6         | 2               | 4          |
| ----- farms, 1982..   | -         | 9         | 11      | 8         | 3         | 4               | 8          |
| ----- number, 1987..  | (D)       | 9         | 34      | 21        | 27        | (D)             | 13         |
| ----- number, 1982..  | -         | 42        | 104     | 31        | 11        | 7               | 46         |
| Turkey hens kept for breeding ----- farms, 1987..                   | 1         | 2         | 3       | -         | 3         | 2               | 4          |
| ----- farms, 1982..   | -         | 5         | 10      | 8         | 1         | 3               | 7          |
| ----- number, 1987..  | (D)       | (D)       | 16      | -         | (D)       | (D)             | (D)        |
| ----- number, 1982..  | -         | 31        | 34      | 17        | (D)       | (D)             | (D)        |
| Ducks, geese, and other poultry ----- farms, 1987..                 | 1         | 4         | 10      | 3         | 9         | 2               | 9          |
| ----- farms, 1982..   | -         | 5         | 21      | 3         | 6         | 1               | 15         |
| <b>SALES</b>  |           |           |         |           |           |                 |            |
| Any poultry sold ----- farms, 1987..                                | -         | 37        | 6       | 26        | 10        | 17              | 207        |
| ----- farms, 1982..   | -         | 59        | 21      | 31        | 4         | 18              | 229        |
| ----- \$1,000, 1987..   | -         | 8 091     | 1       | 4 585     | 1         | 2 758           | 48 746     |
| ----- \$1,000, 1982..   | -         | 10 785    | 3       | 4 747     | 1         | 3 713           | 47 489     |
| Hens and pullets sold ----- farms, 1987..                           | -         | 7         | 2       | 6         | 4         | 2               | 47         |
| ----- farms, 1982..   | -         | 11        | 5       | 7         | -         | 8               | 44         |
| ----- number, 1987..  | -         | 35 124    | (D)     | 36 422    | 40        | (D)             | 897 032    |
| ----- number, 1982..  | -         | 111 757   | 140     | 37 629    | -         | 113 712         | 600 759    |
| Hens and pullets of laying age sold ----- farms, 1987..             | -         | 7         | 2       | 6         | 4         | 2               | 32         |
| ----- farms, 1982..   | -         | 7         | 5       | 7         | -         | 8               | 31         |
| ----- number, 1987..  | -         | (D)       | (D)     | 36 422    | 40        | (D)             | 321 713    |
| ----- number, 1982..  | -         | 63 142    | 140     | 37 629    | -         | 113 712         | 275 759    |
| Pullets not of laying age sold ----- farms, 1987..                  | -         | 1         | -       | -         | -         | -               | 16         |
| ----- farms, 1982..   | -         | 5         | -       | -         | -         | -               | 13         |
| ----- number, 1987..  | -         | (D)       | -       | -         | -         | -               | 575 319    |
| ----- number, 1982..  | -         | 48 615    | -       | -         | -         | -               | 325 000    |
| Broilers and other meat-type chickens sold ----- farms, 1987..      | -         | 29        | -       | 17        | -         | 9               | 155        |
| ----- farms, 1982..   | -         | 46        | -       | 18        | -         | 10              | 179        |
| ----- number, 1987..  | -         | 6 107 203 | -       | 3 420 200 | -         | 1 979 788       | 30 061 416 |
| ----- number, 1982..  | -         | 8 908 474 | -       | 3 962 300 | -         | 2 006 600       | 30 525 590 |
| 1987 farms by number sold:  |           |           |         |           |           |                 |            |
| 1 to 1,999 ----- farms, 1987..                                      | -         | 1         | -       | -         | -         | -               | 3          |
| ----- farms, 1982..   | -         | 1         | -       | 4         | -         | 1               | 8          |
| 2,000 to 59,999 ----- farms, 1987..                                 | -         | 2         | -       | 1         | -         | 1               | 17         |
| ----- farms, 1982..   | -         | 2         | -       | 1         | -         | 1               | 17         |
| 60,000 to 99,999 ----- farms, 1987..                                | -         | 12        | -       | 3         | -         | 2               | 52         |
| ----- farms, 1982..   | -         | 12        | -       | 9         | -         | 4               | 71         |
| 100,000 to 199,999 ----- farms, 1987..                              | -         | 1         | -       | -         | -         | -               | 4          |
| ----- farms, 1982..   | -         | 1         | -       | -         | -         | -               | -          |
| 200,000 to 499,999 ----- farms, 1987..                              | -         | 1         | -       | -         | -         | 1               | 4          |
| ----- farms, 1982..   | -         | (D)       | -       | -         | -         | (D)             | 2 480 000  |
| 500,000 or more ----- farms, 1987..                                 | -         | -         | -       | -         | -         | -               | -          |
| ----- farms, 1982..   | -         | -         | -       | -         | -         | -               | -          |
| Turkeys sold ----- farms, 1987..                                    | -         | -         | -       | -         | -         | 2               | -          |
| ----- farms, 1982..   | -         | -         | 3       | -         | -         | -               | -          |
| ----- number, 1987..  | -         | -         | -       | -         | -         | (D)             | -          |
| ----- number, 1982..  | -         | -         | 18      | -         | -         | -               | -          |
| Turkeys for slaughter sold ----- farms, 1987..                      | -         | -         | -       | -         | -         | 2               | -          |
| ----- farms, 1982..   | -         | -         | 2       | -         | -         | -               | -          |
| ----- number, 1987..  | -         | -         | (D)     | -         | -         | (D)             | -          |
| ----- number, 1982..  | -         | -         | -       | -         | -         | -               | -          |
| Ducks, geese, and other poultry sold ----- farms, 1987..            | -         | 1         | 2       | 2         | -         | -               | 2          |
| ----- farms, 1982..   | -         | 1         | 5       | 1         | 1         | -               | 2          |

**Table 14. Poultry—Inventory and Sales: 1987 and 1982—Con.**

[For meaning of abbreviations and symbols, see introductory text]

| Item  | Kemper | Lafayette | Lamar     | Lauderdale | Lawrence | Leake      | Lee     | Leflore |
|---|--------|-----------|-----------|------------|----------|------------|---------|---------|
| <b>INVENTORY</b>  |        |           |           |            |          |            |         |         |
| Any poultry ----- farms, 1987..                                     | 45     | 22        | 63        | 33         | 31       | 143        | 50      | 4       |
| ----- farms, 1982..   | 103    | 44        | 66        | 64         | 49       | 194        | 76      | 9       |
| Chickens 3 months old or older ----- farms, 1987..                  | 44     | 21        | 41        | 27         | 28       | 48         | 45      | 3       |
| ----- farms, 1982..   | 97     | 44        | 51        | 56         | 47       | 97         | 70      | 8       |
| ----- number, 1987..  | (D)    | 304       | (D)       | 502        | (D)      | 403 734    | 42 854  | 61      |
| ----- number, 1982..  | (D)    | 1 108     | 25 660    | 1 562      | (D)      | 349 461    | 18 107  | 184     |
| Hens and pullets of laying age ----- farms, 1987..                  | 43     | 19        | 41        | 27         | 28       | 48         | 41      | 3       |
| ----- farms, 1982..   | 97     | 44        | 51        | 56         | 47       | 94         | 68      | 8       |
| ----- number, 1987..  | (D)    | 268       | (D)       | 446        | (D)      | (D)        | (D)     | (D)     |
| ----- number, 1982..  | (D)    | 1 007     | 25 591    | 1 460      | (D)      | 252 241    | (D)     | (D)     |
| 1987 farms by inventory:  |        |           |           |            |          |            |         |         |
| 1 to 99 ----- farms..   | 41     | 19        | 39        | 26         | 27       | 35         | 39      | 3       |
| 100 to 399 ----- farms..  | 1      | -         | -         | 1          | -        | -          | -       | -       |
| 400 to 3,199 ----- farms..  | -      | -         | -         | -          | -        | -          | -       | -       |
| 3,200 to 9,999 ----- farms..  | -      | -         | 2         | -          | -        | -          | 1       | -       |
| 10,000 to 19,999 ----- farms..                                      | 1      | -         | -         | -          | -        | 11         | 1       | -       |
| 20,000 to 49,999 ----- farms..                                      | -      | -         | -         | -          | 1        | -          | -       | -       |
| 50,000 to 99,999 ----- farms..                                      | -      | -         | -         | -          | -        | -          | -       | -       |
| 100,000 or more ----- farms..                                       | -      | -         | -         | -          | -        | 1          | -       | -       |
| ----- number..  | -      | -         | -         | -          | -        | (D)        | -       | -       |
| Pullets 3 months old or older not of laying age ----- farms, 1987.. | 12     | 6         | 9         | 8          | 3        | 9          | 9       | 1       |
| ----- farms, 1982..   | 20     | 8         | 5         | 7          | 10       | 18         | 14      | 1       |
| ----- number, 1987..  | 233    | 36        | 106       | 56         | 38       | (D)        | (D)     | (D)     |
| ----- number, 1982..  | 193    | 101       | 69        | 102        | 225      | 97 220     | (D)     | (D)     |
| Pullet chicks and pullets under 3 months old ----- farms, 1987..    | 4      | -         | 4         | 2          | -        | 5          | 2       | -       |
| ----- farms, 1982..   | 4      | 1         | 1         | 4          | 4        | 4          | 5       | 1       |
| ----- number, 1987..  | (D)    | -         | 53        | (D)        | -        | (D)        | (D)     | -       |
| ----- number, 1982..  | 24     | (D)       | (D)       | (D)        | (D)      | 34         | (D)     | (D)     |
| Broilers and other meat-type chickens ----- farms, 1987..           | 5      | 2         | 16        | 4          | 1        | 98         | 7       | 1       |
| ----- farms, 1982..   | 17     | 7         | 17        | 3          | 10       | 110        | 10      | 3       |
| ----- number, 1987..  | 131    | (D)       | 762 616   | (D)        | (D)      | 5 590 911  | (D)     | (D)     |
| ----- number, 1982..  | 167    | 38        | 588 096   | 7          | 97       | 5 206 393  | (D)     | (D)     |
| Turkeys ----- farms, 1987..   | 2      | 3         | 3         | 3          | 1        | 4          | 1       | -       |
| ----- farms, 1982..   | 7      | 4         | 8         | 6          | 4        | 6          | 3       | 2       |
| ----- number, 1987..  | (D)    | 5         | 29        | 46         | (D)      | 255        | (D)     | -       |
| ----- number, 1982..  | 23     | 18        | 53        | 29         | 10       | 59         | (D)     | (D)     |
| Turkey hens kept for breeding ----- farms, 1987..                   | 2      | 2         | 3         | 3          | -        | 3          | 1       | -       |
| ----- farms, 1982..   | 6      | 3         | 6         | 3          | 4        | 6          | 3       | 2       |
| ----- number, 1987..  | (D)    | (D)       | (D)       | (D)        | -        | (D)        | (D)     | -       |
| ----- number, 1982..  | 13     | (D)       | 24        | 8          | (D)      | 25         | (D)     | (D)     |
| Ducks, geese, and other poultry ----- farms, 1987..                 | 8      | 5         | 12        | 7          | 5        | 6          | 14      | -       |
| ----- farms, 1982..   | 15     | 8         | 9         | 14         | 4        | 10         | 19      | 2       |
| <b>SALES</b>  |        |           |           |            |          |            |         |         |
| Any poultry sold ----- farms, 1987..                                | 10     | 1         | 33        | 10         | 8        | 146        | 12      | -       |
| ----- farms, 1982..   | 17     | 8         | 26        | 20         | 9        | 157        | 21      | 2       |
| ----- \$1,000, 1987..   | (D)    | (D)       | 6 913     | (D)        | 1 575    | 43 105     | 3 158   | -       |
| ----- \$1,000, 1982..   | 180    | 2         | 4 184     | 12         | 308      | 34 885     | 1 764   | (D)     |
| Hens and pullets sold ----- farms, 1987..                           | 2      | -         | 6         | 2          | 2        | 13         | 5       | -       |
| ----- farms, 1982..   | 6      | 3         | 4         | 11         | 3        | 21         | 8       | -       |
| ----- number, 1987..  | (D)    | 3         | (D)       | (D)        | (D)      | 295 584    | 64 775  | -       |
| ----- number, 1982..  | (D)    | 42        | 24 510    | 293        | (D)      | 299 987    | 39 309  | -       |
| Hens and pullets of laying age sold ----- farms, 1987..             | 2      | -         | 6         | 2          | 2        | 13         | 3       | -       |
| ----- farms, 1982..   | 6      | 3         | 4         | 11         | 3        | 20         | 5       | -       |
| ----- number, 1987..  | (D)    | 3         | (D)       | (D)        | (D)      | 295 584    | (D)     | -       |
| ----- number, 1982..  | (D)    | 42        | 24 510    | 293        | (D)      | (D)        | 294     | -       |
| Pullets not of laying age sold ----- farms, 1987..                  | -      | -         | -         | 1          | -        | -          | 2       | -       |
| ----- farms, 1982..   | -      | -         | -         | -          | -        | 3          | 4       | -       |
| ----- number, 1987..  | -      | -         | -         | (D)        | -        | -          | (D)     | -       |
| ----- number, 1982..  | -      | -         | -         | -          | -        | (D)        | 39 015  | -       |
| Broilers and other meat-type chickens sold ----- farms, 1987..      | -      | -         | 18        | 2          | 3        | 130        | 3       | -       |
| ----- farms, 1982..   | 1      | 1         | 15        | -          | -        | 133        | 1       | 2       |
| ----- number, 1987..  | -      | -         | 5 443 000 | (D)        | 989 600  | 30 681 585 | 895 000 | -       |
| ----- number, 1982..  | (D)    | (D)       | 3 622 584 | -          | -        | 27 743 854 | (D)     | (D)     |
| 1987 farms by number sold:  |        |           |           |            |          |            |         |         |
| 1 to 1,999 ----- farms..  | -      | -         | -         | 1          | -        | 1          | -       | -       |
| 2,000 to 59,999 ----- farms..                                       | -      | -         | 1         | -          | -        | 4          | -       | -       |
| 60,000 to 99,999 ----- farms..                                      | -      | -         | -         | -          | -        | 16         | -       | -       |
| 100,000 to 199,999 ----- farms..                                    | -      | -         | 1         | -          | 1        | 41         | 1       | -       |
| 200,000 to 499,999 ----- farms..                                    | -      | -         | 16        | 1          | 1        | 57         | 2       | -       |
| 500,000 or more ----- farms..                                       | -      | -         | -         | -          | 1        | 11         | -       | -       |
| ----- number..  | -      | -         | -         | -          | (D)      | 6 790 000  | -       | -       |
| Turkeys sold ----- farms, 1987..                                    | -      | -         | -         | 2          | -        | 1          | -       | -       |
| ----- farms, 1982..   | -      | 1         | -         | 2          | -        | 1          | 1       | -       |
| ----- number, 1987..  | -      | -         | -         | (D)        | -        | (D)        | (D)     | -       |
| ----- number, 1982..  | -      | (D)       | -         | (D)        | -        | (D)        | (D)     | -       |
| Turkeys for slaughter sold ----- farms, 1987..                      | -      | -         | -         | 2          | -        | 1          | -       | -       |
| ----- farms, 1982..   | -      | 1         | -         | -          | -        | 1          | -       | -       |
| ----- number, 1987..  | -      | -         | -         | (D)        | -        | (D)        | -       | -       |
| ----- number, 1982..  | -      | (D)       | -         | -          | -        | (D)        | -       | -       |
| Ducks, geese, and other poultry sold ----- farms, 1987..            | 3      | -         | 5         | 2          | -        | 1          | -       | -       |
| ----- farms, 1982..   | -      | -         | 3         | 8          | -        | 2          | 5       | 1       |

**Table 14. Poultry—Inventory and Sales: 1987 and 1982—Con.**

[For meaning of abbreviations and symbols, see introductory text]

| Item   | Lincoln | Lowndes | Madison | Marion  | Marshall | Monroe | Montgomery | Neshoba    |
|--|---------|---------|---------|---------|----------|--------|------------|------------|
| <b>INVENTORY</b>   |         |         |         |         |          |        |            |            |
| Any poultry ----- farms, 1987 ..                                     | 38      | 35      | 39      | 69      | 57       | 28     | 22         | 79         |
| ----- farms, 1982 ..   | 63      | 53      | 67      | 87      | 104      | 63     | 47         | 113        |
| Chickens 3 months old or older ----- farms, 1987 ..                  | 29      | 28      | 33      | 57      | 54       | 23     | 21         | 43         |
| ----- farms, 1982 ..   | 62      | 52      | 63      | 84      | 96       | 61     | 46         | 71         |
| number, 1987 ..  | 913     | 486     | (D)     | 70 958  | 1 208    | 2 057  | (D)        | 80 961     |
| ----- farms, 1982 ..   | (D)     | 1 202   | 1 587   | 168 356 | 3 298    | 1 338  | (D)        | 68 534     |
| Hens and pullets of laying age ----- farms, 1987 ..                  | 29      | 28      | 31      | 56      | 53       | 23     | 21         | 42         |
| ----- farms, 1982 ..   | 82      | 52      | 82      | 82      | 93       | 61     | 44         | 69         |
| number, 1987 ..  | 757     | 394     | 933     | (D)     | 996      | (D)    | (D)        | (D)        |
| ----- farms, 1982 ..   | (D)     | 1 090   | 1 296   | (D)     | 2 946    | 1 293  | (D)        | (D)        |
| 1987 farms by inventory:   |         |         |         |         |          |        |            |            |
| 1 to 99 ----- farms, 1987 ..   | 28      | 28      | 30      | 54      | 53       | 22     | 20         | 36         |
| ----- farms, 1982 ..   | 1       | -       | -       | -       | -        | -      | -          | -          |
| 100 to 399 ----- farms, 1987 ..                                      | -       | -       | -       | -       | -        | -      | -          | -          |
| ----- farms, 1982 ..   | -       | -       | 1       | -       | -        | 1      | -          | 2          |
| 400 to 3,199 ----- farms, 1987 ..                                    | -       | -       | -       | 2       | -        | -      | -          | 4          |
| ----- farms, 1982 ..   | -       | -       | -       | -       | -        | -      | 1          | -          |
| 3,200 to 9,999 ----- farms, 1987 ..                                  | -       | -       | -       | -       | -        | -      | -          | -          |
| ----- farms, 1982 ..   | -       | -       | -       | -       | -        | -      | -          | -          |
| 10,000 to 19,999 ----- farms, 1987 ..                                | -       | -       | -       | -       | -        | -      | -          | -          |
| ----- farms, 1982 ..   | -       | -       | -       | -       | -        | -      | -          | -          |
| 20,000 to 49,999 ----- farms, 1987 ..                                | -       | -       | -       | -       | -        | -      | -          | -          |
| ----- farms, 1982 ..   | -       | -       | -       | -       | -        | -      | -          | -          |
| 50,000 to 99,999 ----- farms, 1987 ..                                | -       | -       | -       | -       | -        | -      | -          | -          |
| ----- farms, 1982 ..   | -       | -       | -       | -       | -        | -      | -          | -          |
| 100,000 or more ----- farms, 1987 ..                                 | -       | -       | -       | -       | -        | -      | -          | -          |
| ----- farms, 1982 ..   | -       | -       | -       | -       | -        | -      | -          | -          |
| Pullets 3 months old or older not of laying age ----- farms, 1987 .. | 6       | 8       | 8       | 11      | 16       | 2      | 3          | 9          |
| ----- farms, 1982 ..   | 13      | 11      | 14      | 13      | 24       | 4      | 6          | 9          |
| number, 1987 ..  | 156     | 92      | (D)     | (D)     | 212      | (D)    | 28         | (D)        |
| ----- farms, 1982 ..   | 132     | 112     | 291     | (D)     | 352      | 45     | 86         | (D)        |
| Pullet chicks and pullets under 3 months old ----- farms, 1987 ..    | 2       | 4       | 3       | 2       | 2        | -      | -          | 3          |
| ----- farms, 1982 ..   | 2       | 3       | 8       | -       | 5        | 1      | 2          | 2          |
| number, 1987 ..  | (D)     | 25      | 25      | (D)     | (D)      | -      | -          | (D)        |
| ----- farms, 1982 ..   | (D)     | (D)     | 231     | -       | 81       | (D)    | (D)        | (D)        |
| Broilers and other meat-type chickens ----- farms, 1987 ..           | 7       | 2       | 6       | 4       | 9        | 3      | 1          | 39         |
| ----- farms, 1982 ..   | 7       | 9       | 16      | 14      | 18       | 9      | 2          | 44         |
| number, 1987 ..  | (D)     | (D)     | 60      | (D)     | 154      | (D)    | (D)        | 2 553 030  |
| ----- farms, 1982 ..   | (D)     | 92      | 134     | (D)     | 116      | (D)    | (D)        | 1 983 681  |
| Turkeys ----- farms, 1987 ..   | 4       | 4       | 3       | 9       | 4        | 5      | 1          | 6          |
| ----- farms, 1982 ..   | 7       | 6       | 10      | 12      | 9        | 9      | 6          | 6          |
| number, 1987 ..  | 27      | 17      | 16      | 37      | 24       | 12     | (D)        | 24         |
| ----- farms, 1982 ..   | 18      | 21      | 46      | 92      | 28       | 41     | 46         | 31         |
| Turkey hens kept for breeding ----- farms, 1987 ..                   | 3       | 4       | 3       | 4       | 3        | 4      | -          | 5          |
| ----- farms, 1982 ..   | 7       | 5       | 9       | 10      | 9        | 8      | 6          | 6          |
| number, 1987 ..  | 14      | (D)     | (D)     | 21      | (D)      | (D)    | -          | 12         |
| ----- farms, 1982 ..   | 18      | (D)     | 27      | 66      | (D)      | 33     | 19         | 13         |
| Ducks, geese, and other poultry ----- farms, 1987 ..                 | 12      | 10      | 14      | 14      | 13       | 5      | 3          | 3          |
| ----- farms, 1982 ..   | 7       | 6       | 15      | 18      | 12       | 10     | 2          | 14         |
| <b>SALES</b>   |         |         |         |         |          |        |            |            |
| Any poultry sold ----- farms, 1987 ..                                | 8       | 6       | 13      | 15      | 12       | 8      | 5          | 63         |
| ----- farms, 1982 ..   | 18      | 9       | 13      | 16      | 15       | 20     | 7          | 67         |
| \$1,000, 1987 ..   | (D)     | (D)     | 327     | 1 328   | (D)      | 137    | (D)        | 18 967     |
| ----- farms, 1982 ..   | 494     | 2       | 1       | 2 198   | 9        | 308    | 301        | 13 896     |
| Hens and pullets sold ----- farms, 1987 ..                           | -       | 2       | 6       | 8       | 1        | 1      | 1          | 7          |
| ----- farms, 1982 ..   | 8       | 5       | 1       | 10      | 1        | 4      | 3          | 9          |
| number, 1987 ..  | (D)     | (D)     | (D)     | 74 093  | (D)      | (D)    | (D)        | 116 172    |
| ----- farms, 1982 ..   | (D)     | 216     | (D)     | 141 952 | (D)      | (D)    | (D)        | 139 306    |
| Hens and pullets of laying age sold ----- farms, 1987 ..             | -       | 2       | 4       | 5       | 1        | 1      | 1          | 6          |
| ----- farms, 1982 ..   | 8       | 5       | 1       | 9       | 1        | 3      | 3          | 6          |
| number, 1987 ..  | (D)     | (D)     | (D)     | (D)     | (D)      | (D)    | (D)        | (D)        |
| ----- farms, 1982 ..   | (D)     | (D)     | (D)     | (D)     | (D)      | (D)    | (D)        | 41 306     |
| Pullets not of laying age sold ----- farms, 1987 ..                  | -       | -       | 2       | 3       | -        | -      | -          | 1          |
| ----- farms, 1982 ..   | -       | 1       | 1       | 2       | -        | 1      | -          | 3          |
| number, 1987 ..  | -       | (D)     | (D)     | (D)     | -        | (D)    | -          | (D)        |
| ----- farms, 1982 ..   | -       | (D)     | (D)     | (D)     | -        | (D)    | -          | 98 000     |
| Broilers and other meat-type chickens sold ----- farms, 1987 ..      | 2       | -       | -       | 2       | -        | 3      | -          | 53         |
| ----- farms, 1982 ..   | 1       | 2       | -       | 2       | -        | 1      | -          | 49         |
| number, 1987 ..  | (D)     | (D)     | -       | (D)     | -        | (D)    | -          | 13 088 255 |
| ----- farms, 1982 ..   | (D)     | (D)     | -       | (D)     | -        | (D)    | -          | 10 375 505 |
| 1987 farms by number sold:   |         |         |         |         |          |        |            |            |
| 1 to 1,999 ----- farms, 1987 ..                                      | -       | -       | -       | -       | -        | 2      | -          | -          |
| ----- farms, 1982 ..   | -       | -       | -       | -       | -        | -      | -          | 6          |
| 2,000 to 59,999 ----- farms, 1987 ..                                 | -       | -       | -       | -       | -        | 1      | -          | 5          |
| ----- farms, 1982 ..   | -       | -       | -       | -       | -        | -      | -          | 10         |
| 60,000 to 99,999 ----- farms, 1987 ..                                | 1       | -       | -       | -       | -        | -      | -          | 29         |
| ----- farms, 1982 ..   | -       | -       | -       | 2       | -        | -      | -          | 3          |
| 100,000 to 199,999 ----- farms, 1987 ..                              | 1       | -       | -       | -       | -        | -      | -          | -          |
| ----- farms, 1982 ..   | -       | -       | -       | -       | -        | -      | -          | -          |
| 200,000 to 499,999 ----- farms, 1987 ..                              | -       | -       | -       | -       | -        | -      | -          | -          |
| ----- farms, 1982 ..   | -       | -       | -       | -       | -        | -      | -          | -          |
| 500,000 or more ----- farms, 1987 ..                                 | 1       | -       | -       | -       | -        | -      | -          | 1 995 000  |
| ----- farms, 1982 ..   | (D)     | -       | -       | -       | -        | -      | -          | -          |
| Turkeys sold ----- farms, 1987 ..                                    | -       | -       | -       | -       | -        | -      | -          | -          |
| ----- farms, 1982 ..   | 1       | 1       | 2       | 1       | -        | 1      | 1          | 1          |
| number, 1987 ..  | (D)     | (D)     | (D)     | (D)     | -        | (D)    | (D)        | (D)        |
| ----- farms, 1982 ..   | -       | -       | -       | -       | -        | -      | -          | -          |
| Turkeys for slaughter sold ----- farms, 1987 ..                      | -       | -       | 1       | -       | -        | 1      | 1          | -          |
| ----- farms, 1982 ..   | -       | -       | -       | -       | -        | -      | -          | -          |
| number, 1987 ..  | -       | -       | (D)     | -       | -        | (D)    | (D)        | -          |
| ----- farms, 1982 ..   | -       | -       | -       | -       | -        | -      | -          | -          |
| Ducks, geese, and other poultry sold ----- farms, 1987 ..            | -       | 3       | 4       | -       | 3        | 2      | -          | -          |
| ----- farms, 1982 ..   | 1       | -       | 2       | 1       | 4        | -      | -          | 3          |

**Table 14. Poultry—Inventory and Sales: 1987 and 1982—Con.**

[For meaning of abbreviations and symbols, see introductory text]

| Item   | Newton     | Noxubee | Oktibbeha | Panola | Pearl River | Perry     | Pike  | Pontotoc |
|--|------------|---------|-----------|--------|-------------|-----------|-------|----------|
| <b>INVENTORY</b>   |            |         |           |        |             |           |       |          |
| Any poultry ----- farms, 1987 ..                                     | 80         | 37      | 24        | 32     | 97          | 42        | 48    | 36       |
| ----- farms, 1982 ..   | 137        | 64      | 58        | 62     | 150         | 58        | 78    | 57       |
| Chickens 3 months old or older ----- farms, 1987 ..                  | 36         | 32      | 19        | 29     | 87          | 22        | 43    | 29       |
| ----- farms, 1982 ..   | 73         | 53      | 56        | 59     | 143         | 44        | 71    | 49       |
| number, 1987 ..  | 301 634    | 640     | (D) 447   | 447    | 1 961       | (D)       | 1 001 | 524      |
| ----- number, 1982 ..  | 371 498    | 985     | 3 823     | 968    | 14 595      | (D)       | 1 378 | 1 221    |
| Hens and pullets of laying age ----- farms, 1987 ..                  | 29         | 32      | 18        | 29     | 87          | 22        | 41    | 29       |
| ----- farms, 1982 ..   | 70         | 53      | 56        | 59     | 142         | 44        | 71    | 49       |
| number, 1987 ..  | 177 817    | 593     | (D)       | 406    | 1 685       | (D)       | 876   | 444      |
| ----- number, 1982 ..  | 226 002    | 871     | 3 718     | 918    | 13 959      | (D)       | 1 325 | 1 116    |
| 1987 farms by inventory:   |            |         |           |        |             |           |       |          |
| 1 to 99 ----- farms, 1987 ..   | 15         | 31      | 17        | 29     | 84          | 20        | 41    | 29       |
| ----- farms, 1982 ..   | -          | 1       | -         | -      | 3           | 1         | -     | -        |
| 100 to 399 ----- farms, 1987 ..                                      | -          | -       | -         | -      | -           | -         | -     | -        |
| ----- farms, 1982 ..   | -          | -       | -         | -      | -           | -         | -     | -        |
| 400 to 3,199 ----- farms, 1987 ..                                    | -          | -       | -         | -      | -           | -         | -     | -        |
| ----- farms, 1982 ..   | -          | -       | -         | -      | -           | -         | -     | -        |
| 3,200 to 9,999 ----- farms, 1987 ..                                  | -          | -       | 1         | -      | -           | -         | -     | -        |
| ----- farms, 1982 ..   | -          | -       | -         | -      | -           | -         | -     | -        |
| 10,000 to 19,999 ----- farms, 1987 ..                                | 14         | -       | -         | -      | -           | 1         | -     | -        |
| ----- farms, 1982 ..   | -          | -       | -         | -      | -           | -         | -     | -        |
| 20,000 to 49,999 ----- farms, 1987 ..                                | -          | -       | -         | -      | -           | -         | -     | -        |
| ----- farms, 1982 ..   | -          | -       | -         | -      | -           | -         | -     | -        |
| 50,000 to 99,999 ----- farms, 1987 ..                                | -          | -       | -         | -      | -           | -         | -     | -        |
| ----- farms, 1982 ..   | -          | -       | -         | -      | -           | -         | -     | -        |
| 100,000 or more ----- farms, 1987 ..                                 | -          | -       | -         | -      | -           | -         | -     | -        |
| ----- farms, 1982 ..   | -          | -       | -         | -      | -           | -         | -     | -        |
| Pullets 3 months old or older not of laying age ----- farms, 1987 .. | 11         | 7       | 3         | 6      | 16          | 2         | 11    | 7        |
| ----- farms, 1982 ..   | 14         | 11      | 6         | 11     | 23          | 7         | 6     | 8        |
| number, 1987 ..  | 123 817    | 47      | 44        | 41     | 276         | (D)       | 125   | 80       |
| ----- number, 1982 ..  | 145 496    | 114     | 105       | 50     | 636         | 60        | 53    | 105      |
| Pullet chicks and pullets under 3 months old ----- farms, 1987 ..    | 1          | 2       | 1         | -      | 6           | 1         | 6     | 4        |
| ----- farms, 1982 ..   | 6          | 7       | 2         | 5      | 14          | 2         | 3     | 3        |
| number, 1987 ..  | (D)        | (D)     | (D)       | -      | 381         | (D)       | 39    | (D)      |
| ----- number, 1982 ..  | 35 263     | 88      | (D)       | 76     | 419         | (D)       | 70    | 26       |
| Broilers and other meat-type chickens ----- farms, 1987 ..           | 42         | 2       | 3         | 4      | 6           | 20        | 12    | 5        |
| ----- farms, 1982 ..   | 64         | 14      | 6         | 15     | 13          | 18        | 13    | 13       |
| number, 1987 ..  | 2 811 806  | (D)     | (D)       | 14     | 34          | 1 214 265 | 102   | 153 211  |
| ----- number, 1982 ..  | 3 165 004  | 231     | (D)       | 104    | (D)         | 785 017   | 281   | (D)      |
| Turkeys ----- farms, 1987 ..   | 1          | 3       | 4         | 3      | 21          | 3         | 5     | -        |
| ----- farms, 1982 ..   | 10         | 13      | 11        | 8      | 22          | 2         | 8     | 5        |
| number, 1987 ..  | (D)        | 10      | 23        | 13     | 152         | 34        | 38    | -        |
| ----- number, 1982 ..  | 89         | 48      | 40        | 33     | 105         | (D)       | 47    | 27       |
| Turkey hens kept for breeding ----- farms, 1987 ..                   | 1          | 3       | 3         | 3      | 16          | 3         | 5     | -        |
| ----- farms, 1982 ..   | 7          | 8       | 9         | 8      | 18          | 2         | 6     | 4        |
| number, 1987 ..  | (D)        | (D)     | 5         | (D)    | 83          | (D)       | (D)   | -        |
| ----- number, 1982 ..  | 39         | 23      | 17        | (D)    | 66          | (D)       | 16    | 13       |
| Ducks, geese, and other poultry ----- farms, 1987 ..                 | 5          | 6       | 8         | 8      | 20          | 2         | 12    | 6        |
| ----- farms, 1982 ..   | 7          | 9       | 13        | 8      | 34          | 8         | 15    | 15       |
| <b>SALES</b>   |            |         |           |        |             |           |       |          |
| Any poultry sold ----- farms, 1987 ..                                | 85         | 7       | 1         | 9      | 22          | 22        | 4     | 7        |
| ----- farms, 1982 ..   | 99         | 7       | 6         | 6      | 36          | 27        | 13    | 15       |
| \$1,000, 1987 ..   | 23 219     | 2       | (D)       | 1      | (D)         | 6 160     | (D)   | 914      |
| ----- \$1,000, 1982 ..   | 18 034     | 1       | 40        | 2      | 540         | 4 287     | 1     | 894      |
| Hens and pullets sold ----- farms, 1987 ..                           | 24         | 2       | 1         | 5      | 3           | 1         | 1     | 1        |
| ----- farms, 1982 ..   | 29         | 2       | 2         | 3      | 10          | 3         | 5     | 5        |
| number, 1987 ..  | 462 498    | (D)     | (D)       | 42     | (D)         | (D)       | (D)   | (D)      |
| ----- number, 1982 ..  | 475 839    | (D)     | (D)       | (D)    | (D)         | (D)       | 92    | (D)      |
| Hens and pullets of laying age sold ----- farms, 1987 ..             | 14         | 2       | 1         | 5      | 2           | 1         | 1     | 1        |
| ----- farms, 1982 ..   | 24         | 2       | 2         | 3      | 10          | 3         | 5     | 2        |
| number, 1987 ..  | 177 774    | (D)     | (D)       | 42     | (D)         | (D)       | (D)   | (D)      |
| ----- number, 1982 ..  | 269 670    | (D)     | (D)       | (D)    | (D)         | (D)       | 92    | (D)      |
| Pullets not of laying age sold ----- farms, 1987 ..                  | 10         | -       | -         | -      | 1           | -         | -     | -        |
| ----- farms, 1982 ..   | 7          | 2       | -         | -      | -           | -         | -     | 3        |
| number, 1987 ..  | 284 724    | -       | -         | -      | (D)         | -         | -     | -        |
| ----- number, 1982 ..  | 206 169    | (D)     | -         | -      | -           | -         | -     | (D)      |
| Broilers and other meat-type chickens sold ----- farms, 1987 ..      | 58         | 1       | 1         | 1      | 1           | 20        | -     | 3        |
| ----- farms, 1982 ..   | 66         | 1       | 1         | -      | 6           | 22        | -     | 5        |
| number, 1987 ..  | 16 216 003 | (D)     | (D)       | (D)    | (D)         | 4 898 892 | -     | 749 139  |
| ----- number, 1982 ..  | 14 261 643 | (D)     | (D)       | -      | (D)         | 3 774 589 | -     | 749 621  |
| 1987 farms by number sold:   |            |         |           |        |             |           |       |          |
| 1 to 1,999 ----- farms, 1987 ..                                      | -          | 1       | -         | 1      | -           | -         | -     | -        |
| ----- farms, 1982 ..   | 3          | -       | 1         | -      | -           | -         | -     | -        |
| 2,000 to 59,999 ----- farms, 1987 ..                                 | 2          | -       | -         | -      | -           | 2         | -     | -        |
| ----- farms, 1982 ..   | -          | -       | -         | -      | -           | -         | -     | -        |
| 60,000 to 99,999 ----- farms, 1987 ..                                | 15         | -       | -         | -      | -           | 8         | -     | 1        |
| ----- farms, 1982 ..   | 34         | -       | -         | -      | 1           | 8         | -     | 2        |
| 100,000 to 199,999 ----- farms, 1987 ..                              | 4          | -       | -         | -      | -           | 2         | -     | -        |
| ----- farms, 1982 ..   | 2 642 400  | -       | -         | -      | -           | (D)       | -     | -        |
| 200,000 to 499,999 ----- farms, 1987 ..                              | -          | -       | -         | -      | -           | -         | -     | -        |
| ----- farms, 1982 ..   | -          | -       | -         | -      | -           | -         | -     | -        |
| 500,000 or more ----- farms, 1987 ..                                 | -          | -       | -         | -      | -           | -         | -     | -        |
| ----- farms, 1982 ..   | -          | -       | -         | -      | -           | -         | -     | -        |
| Turkeys sold ----- farms, 1987 ..                                    | -          | -       | -         | 1      | 4           | -         | -     | -        |
| ----- farms, 1982 ..   | -          | 1       | -         | 1      | 2           | -         | -     | -        |
| number, 1987 ..  | -          | -       | -         | (D)    | 78          | -         | -     | -        |
| ----- number, 1982 ..  | -          | (D)     | -         | (D)    | (D)         | -         | -     | -        |
| Turkeys for slaughter sold ----- farms, 1987 ..                      | -          | -       | -         | -      | 3           | -         | -     | -        |
| ----- farms, 1982 ..   | -          | 1       | -         | -      | 1           | -         | -     | -        |
| number, 1987 ..  | -          | -       | -         | -      | (D)         | -         | -     | -        |
| ----- number, 1982 ..  | -          | (D)     | -         | -      | (D)         | -         | -     | -        |
| Ducks, geese, and other poultry sold ----- farms, 1987 ..            | 4          | 1       | -         | 2      | 2           | -         | 2     | 3        |
| ----- farms, 1982 ..   | 5          | 1       | -         | 1      | 4           | -         | 1     | 2        |

Table 14. Poultry—Inventory and Sales: 1987 and 1982—Con.

[For meaning of abbreviations and symbols, see introductory text]

| Item  | Prentiss | Quitman | Rankin     | Scott      | Sharkey | Simpson    | Smith      | Stone     |
|---|----------|---------|------------|------------|---------|------------|------------|-----------|
| <b>INVENTORY</b>  |          |         |            |            |         |            |            |           |
| Any poultry ----- farms, 1987..                                     | 28       | 8       | 75         | 190        | 3       | 101        | 175        | 31        |
| ----- farms, 1982..   | 71       | 8       | 114        | 217        | 9       | 136        | 206        | 52        |
| Chickens 3 months old or older ----- farms, 1987..                  | 26       | 7       | 34         | 44         | 3       | 50         | 43         | 26        |
| ----- farms, 1982..   | 66       | 8       | 75         | 79         | 9       | 88         | 53         | 42        |
| number, 1987..  | (D)      | 74      | 341 645    | 644 201    | (D)     | 1 863 197  | 316 662    | 504       |
| ----- farms, 1982..   | 33 257   | 102     | 670 172    | 779 279    | 268     | 819 575    | 316 170    | 752       |
| Hens and pullets of laying age ----- farms, 1987..                  | 26       | 7       | 31         | 43         | 3       | 50         | 38         | 26        |
| ----- farms, 1982..   | 66       | 8       | 72         | 74         | 9       | 87         | 49         | 41        |
| number, 1987..  | (D)      | (D)     | 287 032    | 585 860    | (D)     | (D)        | 229 538    | 480       |
| ----- farms, 1982..   | 33 092   | (D)     | (D)        | 708 623    | (D)     | 724 728    | 213 127    | 697       |
| 1987 farms by inventory:  |          |         |            |            |         |            |            |           |
| 1 to 99 ----- farms, 1987..   | 24       | 7       | 16         | 18         | 3       | 28         | 26         | 26        |
| ----- farms, 1982..   | -        | -       | -          | -          | -       | -          | -          | -         |
| 100 to 399 ----- farms, 1987..                                      | -        | -       | -          | -          | -       | -          | -          | -         |
| ----- farms, 1982..   | -        | -       | -          | -          | -       | -          | -          | -         |
| 400 to 3,199 ----- farms, 1987..                                    | -        | -       | 1          | 1          | -       | -          | -          | -         |
| ----- farms, 1982..   | -        | -       | -          | -          | -       | -          | -          | -         |
| 3,200 to 9,999 ----- farms, 1987..                                  | 2        | -       | 2          | 4          | -       | 1          | 6          | -         |
| ----- farms, 1982..   | -        | -       | -          | -          | -       | -          | -          | -         |
| 10,000 to 19,999 ----- farms, 1987..                                | -        | -       | 5          | 12         | -       | 4          | 3          | -         |
| ----- farms, 1982..   | -        | -       | -          | -          | -       | -          | -          | -         |
| 20,000 to 49,999 ----- farms, 1987..                                | -        | -       | 7          | 5          | -       | 8          | 2          | -         |
| ----- farms, 1982..   | -        | -       | -          | -          | -       | -          | -          | -         |
| 50,000 to 99,999 ----- farms, 1987..                                | -        | -       | -          | 2          | -       | 8          | -          | -         |
| ----- farms, 1982..   | -        | -       | -          | -          | -       | -          | -          | -         |
| 100,000 or more ----- farms, 1987..                                 | -        | -       | -          | 1          | -       | 1          | 1          | -         |
| ----- farms, 1982..   | -        | -       | -          | (D)        | -       | (D)        | (D)        | -         |
| Pullets 3 months old or older not of laying age ----- farms, 1987.. | 4        | 1       | 8          | 6          | -       | 9          | 13         | 3         |
| ----- farms, 1982..   | 14       | 1       | 8          | 12         | 3       | 17         | 9          | 5         |
| number, 1987..  | 29       | (D)     | 54 613     | 58 341     | (D)     | (D)        | 87 124     | 24        |
| ----- farms, 1982..   | 165      | (D)     | (D)        | 70 656     | (D)     | 94 847     | 103 043    | 55        |
| Pullet chicks and pullets under 3 months old ----- farms, 1987..    | 4        | 2       | 5          | 2          | -       | 4          | 4          | -         |
| ----- farms, 1982..   | 1        | -       | 1          | 9          | 1       | 3          | 15         | 1         |
| number, 1987..  | 250      | (D)     | 190 200    | (D)        | (D)     | (D)        | 70 702     | -         |
| ----- farms, 1982..   | (D)      | -       | (D)        | 166 102    | (D)     | 31         | 109 733    | (D)       |
| Broilers and other meat-type chickens ----- farms, 1987..           | 5        | 1       | 39         | 147        | 2       | 51         | 132        | 6         |
| ----- farms, 1982..   | 5        | 4       | 46         | 137        | 2       | 52         | 154        | 10        |
| number, 1987..  | 56       | (D)     | 2 391 264  | 10 093 030 | (D)     | 2 504 169  | 7 191 713  | (D)       |
| ----- farms, 1982..   | 27       | (D)     | 2 869 827  | 7 692 173  | (D)     | 2 503 724  | 6 788 853  | 190 920   |
| Turkeys ----- farms, 1987..   | 4        | -       | 2          | 4          | 2       | 4          | 3          | 5         |
| ----- farms, 1982..   | 5        | 1       | 4          | 7          | -       | 9          | 6          | 6         |
| number, 1987..  | 12       | -       | (D)        | 15         | (D)     | 16         | 7          | 31        |
| ----- farms, 1982..   | 79       | (D)     | 28         | 74         | -       | 81         | 37         | 37        |
| Turkey hens kept for breeding ----- farms, 1987..                   | 2        | -       | -          | 2          | 2       | 1          | 1          | 3         |
| ----- farms, 1982..   | 5        | 1       | 4          | 6          | -       | 7          | 5          | 4         |
| number, 1987..  | (D)      | (D)     | -          | (D)        | (D)     | (D)        | (D)        | 10        |
| ----- farms, 1982..   | 33       | (D)     | (D)        | 21         | -       | 35         | 15         | 7         |
| Ducks, geese, and other poultry ----- farms, 1987..                 | 7        | 3       | 5          | 3          | 1       | 7          | 1          | 6         |
| ----- farms, 1982..   | 4        | 1       | 10         | 9          | -       | 12         | 6          | 10        |
| <b>SALES</b>  |          |         |            |            |         |            |            |           |
| Any poultry sold ----- farms, 1987..                                | 5        | 3       | 72         | 202        | -       | 101        | 186        | 9         |
| ----- farms, 1982..   | 12       | -       | 93         | 225        | 1       | 93         | 203        | 17        |
| \$1,000, 1987..   | (D)      | (D)     | 19 838     | 97 146     | -       | 48 591     | 49 506     | 1 439     |
| ----- farms, 1982..   | 493      | -       | 27 933     | 72 957     | (D)     | 25 718     | 40 863     | 1 036     |
| Hens and pullets sold ----- farms, 1987..                           | 3        | 2       | 23         | 28         | -       | 32         | 28         | -         |
| ----- farms, 1982..   | 5        | -       | 41         | 53         | -       | 34         | 26         | 4         |
| number, 1987..  | (D)      | (D)     | 650 851    | 640 121    | -       | 1 553 751  | 500 089    | -         |
| ----- farms, 1982..   | 18 278   | -       | 950 745    | 965 972    | -       | 1 057 988  | 693 735    | 60        |
| Hens and pullets of laying age sold ----- farms, 1987..             | 3        | -       | 17         | 26         | -       | 32         | 17         | -         |
| ----- farms, 1982..   | 5        | -       | 34         | 45         | -       | 32         | 14         | 4         |
| number, 1987..  | (D)      | -       | 256 801    | (D)        | (D)     | (D)        | 204 683    | -         |
| ----- farms, 1982..   | 18 278   | -       | 582 745    | 657 972    | (D)     | (D)        | 259 777    | 60        |
| Pullets not of laying age sold ----- farms, 1987..                  | -        | 2       | 6          | 2          | -       | 1          | 11         | -         |
| ----- farms, 1982..   | -        | 7       | 7          | 8          | -       | 5          | 13         | -         |
| number, 1987..  | -        | (D)     | 394 050    | (D)        | (D)     | (D)        | 295 406    | -         |
| ----- farms, 1982..   | -        | -       | 368 000    | 308 000    | -       | (D)        | 433 958    | -         |
| Broilers and other meat-type chickens sold ----- farms, 1987..      | -        | -       | 45         | 170        | -       | 69         | 163        | 5         |
| ----- farms, 1982..   | -        | -       | 53         | 169        | -       | 57         | 177        | 7         |
| number, 1987..  | -        | -       | 11 326 328 | 54 298 043 | -       | 18 324 010 | 37 671 966 | 1 179 638 |
| ----- farms, 1982..   | -        | -       | 15 126 128 | 43 095 085 | -       | 11 887 870 | 33 992 848 | 973 638   |
| 1987 farms by number sold:  |          |         |            |            |         |            |            |           |
| 1 to 1,999 ----- farms, 1987..                                      | -        | -       | -          | -          | -       | 1          | 2          | -         |
| ----- farms, 1982..   | -        | -       | 6          | 5          | -       | 7          | 12         | -         |
| 2,000 to 59,999 ----- farms, 1987..                                 | -        | -       | 6          | 13         | -       | 4          | 12         | -         |
| ----- farms, 1982..   | -        | -       | 7          | 37         | -       | 18         | 48         | 1         |
| 60,000 to 99,999 ----- farms, 1987..                                | -        | -       | 23         | 90         | -       | 34         | 82         | 4         |
| ----- farms, 1982..   | -        | -       | 3          | 25         | -       | 5          | 7          | -         |
| 100,000 to 199,999 ----- farms, 1987..                              | -        | -       | -          | -          | -       | -          | -          | -         |
| ----- farms, 1982..   | -        | -       | -          | -          | -       | -          | -          | -         |
| 200,000 to 499,999 ----- farms, 1987..                              | -        | -       | -          | -          | -       | -          | -          | -         |
| ----- farms, 1982..   | -        | -       | -          | -          | -       | -          | -          | -         |
| 500,000 or more ----- farms, 1987..                                 | -        | -       | -          | -          | -       | -          | -          | -         |
| ----- farms, 1982..   | -        | -       | 2 850 000  | 18 053 217 | -       | 3 554 000  | 4 078 000  | -         |
| Turkeys sold ----- farms, 1987..                                    | -        | -       | -          | -          | -       | 1          | 2          | -         |
| ----- farms, 1982..   | 1        | -       | -          | 2          | -       | 1          | 1          | -         |
| number, 1987..  | -        | -       | -          | -          | -       | (D)        | (D)        | -         |
| ----- farms, 1982..   | (D)      | -       | -          | (D)        | -       | (D)        | (D)        | -         |
| Turkeys for slaughter sold ----- farms, 1987..                      | -        | -       | -          | -          | -       | 1          | 2          | -         |
| ----- farms, 1982..   | 1        | -       | -          | 2          | -       | 1          | 1          | -         |
| number, 1987..  | -        | -       | -          | -          | -       | (D)        | (D)        | -         |
| ----- farms, 1982..   | (D)      | -       | -          | (D)        | -       | (D)        | (D)        | -         |
| Ducks, geese, and other poultry sold ----- farms, 1987..            | 2        | 1       | 1          | -          | -       | 1          | -          | 1         |
| ----- farms, 1982..   | 2        | -       | 1          | 2          | -       | 1          | 2          | -         |

**Table 14. Poultry—Inventory and Sales: 1987 and 1982—Con.**

[For meaning of abbreviations and symbols, see introductory text]

| Item  | Sunflower | Tallahatchie | Tate  | Tippah | Tishomingo | Tunica | Union | Walthall |
|---|-----------|--------------|-------|--------|------------|--------|-------|----------|
| <b>INVENTORY</b>  |           |              |       |        |            |        |       |          |
| Any poultry ----- farms, 1987..                                     | 3         | 13           | 29    | 57     | 31         | 14     | 42    | 55       |
| ----- farms, 1982..   | 14        | 41           | 68    | 93     | 53         | 11     | 76    | 92       |
| Chickens 3 months old or older ----- farms, 1987..                  | 3         | 12           | 28    | 52     | 30         | 14     | 35    | 47       |
| ----- farms, 1982..   | 11        | 39           | 64    | 88     | 53         | 10     | 70    | 89       |
| number, 1987..  | 105       | (D)          | 2 202 | 1 617  | 1 120      | 282    | 548   | 845      |
| number, 1982..  | 325       | (D)          | 1 338 | 8 843  | 1 999      | 464    | 1 250 | 1 653    |
| Hens and pullets of laying age ----- farms, 1987..                  | 3         | 12           | 28    | 52     | 30         | 13     | 35    | 47       |
| ----- farms, 1982..   | 11        | 39           | 64    | 83     | 53         | 10     | 70    | 87       |
| number, 1987..  | 105       | (D)          | (D)   | 1 210  | 1 030      | 195    | 508   | 702      |
| number, 1982..  | (D)       | (D)          | 1 223 | 8 678  | 1 867      | 360    | 1 099 | 1 443    |
| 1987 farms by inventory:  |           |              |       |        |            |        |       |          |
| 1 to 99 ----- farms, 1987..   | 3         | 10           | 27    | 50     | 28         | 13     | 35    | 47       |
| 100 to 399 ----- farms, 1987..                                      | -         | -            | 1     | 2      | 1          | -      | -     | -        |
| 400 to 3,199 ----- farms, 1987..                                    | -         | -            | -     | -      | -          | -      | -     | -        |
| 3,200 to 9,999 ----- farms, 1987..                                  | -         | -            | -     | -      | -          | -      | -     | -        |
| 10,000 to 19,999 ----- farms, 1987..                                | -         | -            | -     | -      | -          | -      | -     | -        |
| 20,000 to 49,999 ----- farms, 1987..                                | -         | 2            | -     | -      | -          | -      | -     | -        |
| 50,000 to 99,999 ----- farms, 1987..                                | -         | -            | -     | -      | -          | -      | -     | -        |
| 100,000 or more ----- farms, 1987..                                 | -         | -            | -     | -      | -          | -      | -     | -        |
| ----- farms, 1982..   | -         | -            | -     | -      | -          | -      | -     | -        |
| Pullets 3 months old or older not of laying age ----- farms, 1987.. | -         | 1            | 6     | 15     | 8          | 5      | 4     | 9        |
| ----- farms, 1982..   | 3         | 9            | 11    | 13     | 12         | 5      | 11    | 19       |
| number, 1987..  | -         | (D)          | (D)   | 407    | 90         | 87     | 40    | 143      |
| number, 1982..  | (D)       | 120          | 115   | 165    | 132        | 104    | 151   | 210      |
| Pullet chicks and pullets under 3 months old ----- farms, 1987..    | -         | 1            | 2     | 4      | 2          | -      | 2     | 1        |
| ----- farms, 1982..   | -         | 3            | 6     | 3      | 2          | -      | 4     | 4        |
| number, 1987..  | -         | (D)          | (D)   | 28     | (D)        | -      | (D)   | (D)      |
| number, 1982..  | -         | 9            | 73    | 28     | (D)        | -      | 42    | 87       |
| Broilers and other meat-type chickens ----- farms, 1987..           | 1         | 3            | 4     | 6      | 2          | 2      | 5     | -        |
| ----- farms, 1982..   | 6         | 11           | 9     | 15     | 7          | 4      | 18    | 16       |
| number, 1987..  | (D)       | 3            | 12    | 65     | (D)        | (D)    | (D)   | -        |
| number, 1982..  | 20        | 64           | 66    | 74     | 41         | (D)    | (D)   | 149      |
| Turkeys ----- farms, 1987..   | -         | 1            | 3     | 1      | 3          | 1      | -     | 5        |
| ----- farms, 1982..   | 4         | 6            | 9     | 10     | 13         | 2      | 10    | 10       |
| number, 1987..  | -         | (D)          | 23    | (D)    | 20         | (D)    | -     | 107      |
| number, 1982..  | 20        | 23           | 23    | 42     | 134        | (D)    | 42    | 48       |
| Turkey hens kept for breeding ----- farms, 1987..                   | 3         | -            | 3     | 1      | 12         | 1      | 7     | 5        |
| ----- farms, 1982..   | 3         | 6            | 6     | 5      | 12         | 2      | 7     | 10       |
| number, 1987..  | -         | -            | (D)   | (D)    | (D)        | (D)    | -     | (D)      |
| number, 1982..  | (D)       | (D)          | 13    | 15     | 72         | (D)    | 26    | (D)      |
| Ducks, geese, and other poultry ----- farms, 1987..                 | -         | 1            | 5     | 11     | 7          | 1      | 8     | 14       |
| ----- farms, 1982..   | 5         | 9            | 11    | 16     | 6          | 2      | 10    | 15       |
| <b>SALES</b>  |           |              |       |        |            |        |       |          |
| Any poultry sold ----- farms, 1987..                                | 1         | 3            | 2     | 3      | 7          | 3      | 7     | 5        |
| ----- farms, 1982..   | 3         | 7            | 11    | 19     | 7          | 2      | 9     | 11       |
| \$1,000, 1987..   | (D)       | (D)          | (D)   | (D)    | 8          | (Z)    | (D)   | (D)      |
| \$1,000, 1982..   | 12        | 813          | (Z)   | 133    | 14         | (D)    | 567   | 1        |
| Hens and pullets sold ----- farms, 1987..                           | 1         | 3            | 1     | -      | 1          | 1      | 1     | 2        |
| ----- farms, 1982..   | 1         | 4            | 4     | 10     | 2          | -      | 2     | 4        |
| number, 1987..  | (D)       | (D)          | (D)   | 61 454 | (D)        | (D)    | (D)   | (D)      |
| number, 1982..  | (D)       | (D)          | 58    | 61 454 | (D)        | (D)    | (D)   | 83       |
| Hens and pullets of laying age sold ----- farms, 1987..             | 1         | 3            | 1     | -      | 1          | -      | 1     | -        |
| ----- farms, 1982..   | 1         | 4            | 4     | 10     | 2          | -      | 2     | 4        |
| number, 1987..  | (D)       | (D)          | (D)   | 61 454 | (D)        | (D)    | (D)   | (D)      |
| number, 1982..  | (D)       | (D)          | 58    | 61 454 | (D)        | (D)    | (D)   | (D)      |
| Pullets not of laying age sold ----- farms, 1987..                  | -         | -            | -     | -      | -          | 1      | -     | 2        |
| ----- farms, 1982..   | -         | -            | -     | -      | -          | -      | -     | 1        |
| number, 1987..  | -         | -            | -     | -      | -          | (D)    | -     | (D)      |
| number, 1982..  | -         | -            | -     | -      | -          | -      | -     | (D)      |
| Broilers and other meat-type chickens sold ----- farms, 1987..      | -         | -            | -     | -      | -          | -      | 2     | -        |
| ----- farms, 1982..   | -         | -            | 1     | -      | -          | -      | 2     | 1        |
| number, 1987..  | -         | -            | -     | -      | -          | -      | (D)   | -        |
| number, 1982..  | -         | -            | (D)   | -      | -          | -      | (D)   | (D)      |
| 1987 farms by number sold:  |           |              |       |        |            |        |       |          |
| 1 to 1,999 ----- farms, 1987..                                      | -         | -            | -     | -      | -          | -      | -     | -        |
| 2,000 to 59,999 ----- farms, 1987..                                 | -         | -            | -     | -      | -          | -      | -     | -        |
| 60,000 to 99,999 ----- farms, 1987..                                | -         | -            | -     | -      | -          | -      | -     | -        |
| 100,000 to 199,999 ----- farms, 1987..                              | -         | -            | -     | -      | -          | -      | 1     | -        |
| 200,000 to 499,999 ----- farms, 1987..                              | -         | -            | -     | -      | -          | -      | 1     | -        |
| 500,000 or more ----- farms, 1987..                                 | -         | -            | -     | -      | -          | -      | (D)   | -        |
| ----- farms, 1982..   | -         | -            | -     | -      | -          | -      | -     | -        |
| Turkeys sold ----- farms, 1987..                                    | -         | -            | 1     | -      | -          | -      | -     | -        |
| ----- farms, 1982..   | -         | -            | -     | -      | 1          | -      | -     | 1        |
| number, 1987..  | -         | -            | (D)   | -      | -          | -      | -     | (D)      |
| number, 1982..  | -         | -            | -     | -      | (D)        | -      | -     | -        |
| Turkeys for slaughter sold ----- farms, 1987..                      | -         | -            | -     | -      | -          | -      | -     | -        |
| ----- farms, 1982..   | -         | -            | -     | -      | 1          | -      | -     | -        |
| number, 1987..  | -         | -            | -     | -      | (D)        | -      | -     | -        |
| number, 1982..  | -         | -            | -     | -      | -          | -      | -     | -        |
| Ducks, geese, and other poultry sold ----- farms, 1987..            | -         | -            | 2     | 1      | 4          | -      | -     | 2        |
| ----- farms, 1982..   | 2         | 1            | 1     | 1      | 2          | -      | 1     | -        |

**Table 14. Poultry—Inventory and Sales: 1987 and 1982—Con.**

[For meaning of abbreviations and symbols, see introductory text]

| Item  | Warren | Washington | Wayne      | Webster | Wilkinson | Winston   | Yalobusha | Yazoo |
|---|--------|------------|------------|---------|-----------|-----------|-----------|-------|
| <b>INVENTORY</b>  |        |            |            |         |           |           |           |       |
| Any poultry ----- farms, 1987..                                     | 17     | 9          | 101        | 21      | 37        | 53        | 33        | 28    |
| ----- farms, 1982..   | 47     | 16         | 109        | 37      | 37        | 129       | 51        | 45    |
| Chickens 3 months old or older ----- farms, 1987..                  | 17     | 9          | 47         | 18      | 36        | 48        | 30        | 28    |
| ----- farms, 1982..   | 38     | 15         | 61         | 36      | 37        | 115       | 46        | 42    |
| ----- number, 1987..  | 407    | (D)        | 67 932     | 425     | 716       | (D)       | 553       | 654   |
| ----- number, 1982..  | 1 096  | 46 327     | 37 513     | 726     | 964       | 14 588    | 1 059     | 825   |
| Hens and pullets of laying age ----- farms, 1987..                  | 17     | 9          | 46         | 17      | 34        | 48        | 29        | 28    |
| ----- farms, 1982..   | 37     | 15         | 60         | 36      | 37        | 113       | 46        | 42    |
| ----- number, 1987..  | 357    | (D)        | (D)        | (D)     | 616       | (D)       | (D)       | 564   |
| ----- number, 1982..  | 948    | (D)        | 37 386     | 680     | 878       | 14 385    | 922       | 757   |
| 1987 farms by inventory:  |        |            |            |         |           |           |           |       |
| 1 to 99 ----- farms..   | 17     | 8          | 41         | 17      | 34        | 47        | 29        | 27    |
| 100 to 399 ----- farms..  | -      | -          | -          | -       | -         | -         | -         | 1     |
| 400 to 3,199 ----- farms..  | -      | -          | -          | -       | -         | -         | -         | -     |
| 3,200 to 9,999 ----- farms..  | -      | -          | 3          | -       | -         | -         | -         | -     |
| 10,000 to 19,999 ----- farms..                                      | -      | -          | 2          | -       | -         | 1         | -         | -     |
| 20,000 to 49,999 ----- farms..                                      | -      | 1          | -          | -       | -         | -         | -         | -     |
| 50,000 to 99,999 ----- farms..                                      | -      | -          | -          | -       | -         | -         | -         | -     |
| 100,000 or more ----- farms..                                       | -      | -          | -          | -       | -         | -         | -         | -     |
| ----- number..  | -      | -          | -          | -       | -         | -         | -         | -     |
| Pullets 3 months old or older not of laying age ----- farms, 1987.. | 4      | 3          | 6          | 4       | 11        | 8         | 3         | 7     |
| ----- farms, 1982..   | 11     | 3          | 9          | 9       | 8         | 17        | 11        | 8     |
| ----- number, 1987..  | 50     | 32         | (D)        | (D)     | 100       | 100       | (D)       | 90    |
| ----- number, 1982..  | 148    | (D)        | 127        | 66      | 86        | 203       | 137       | 68    |
| Pullet chicks and pullets under 3 months old ----- farms, 1987..    | 1      | -          | 4          | 1       | 1         | 3         | 1         | 4     |
| ----- farms, 1982..   | 1      | 1          | -          | 4       | 2         | 3         | 4         | 1     |
| ----- number, 1987..  | (D)    | -          | (D)        | (D)     | (D)       | (D)       | (D)       | 44    |
| ----- number, 1982..  | (D)    | (D)        | -          | 25      | (D)       | 52        | 34        | (D)   |
| Broilers and other meat-type chickens ----- farms, 1987..           | 2      | 2          | 53         | 6       | 2         | 7         | 1         | -     |
| ----- farms, 1982..   | 2      | 2          | 57         | 8       | 6         | 20        | 12        | 4     |
| ----- number, 1987..  | (D)    | (D)        | 1 979 624  | 77      | (D)       | 165 086   | (D)       | -     |
| ----- number, 1982..  | (D)    | (D)        | 1 881 224  | 107     | 87        | (D)       | 90        | 34    |
| Turkeys ----- farms, 1987..   | 4      | 2          | 2          | 4       | 1         | 6         | 5         | 6     |
| ----- farms, 1982..   | 4      | 2          | 8          | 2       | 1         | 13        | 4         | 6     |
| ----- number, 1987..  | 34     | (D)        | (D)        | 20      | (D)       | 56        | 16        | 15    |
| ----- number, 1982..  | 17     | (D)        | 36         | (D)     | (D)       | 95        | 17        | 19    |
| Turkey hens kept for breeding ----- farms, 1987..                   | 1      | 1          | 2          | 4       | -         | 5         | 4         | 4     |
| ----- farms, 1982..   | 4      | 1          | 7          | 2       | 1         | 11        | 4         | 4     |
| ----- number, 1987..  | (D)    | (D)        | (D)        | (D)     | -         | 14        | (D)       | (D)   |
| ----- number, 1982..  | (D)    | (D)        | (D)        | (D)     | (D)       | 39        | 8         | (D)   |
| Ducks, geese, and other poultry ----- farms, 1987..                 | 3      | -          | 5          | 5       | 3         | 2         | 5         | 3     |
| ----- farms, 1982..   | 18     | -          | 7          | 5       | 4         | 15        | 9         | 8     |
| <b>SALES</b>  |        |            |            |         |           |           |           |       |
| Any poultry sold ----- farms, 1987..                                | 4      | 1          | 81         | 6       | 6         | 10        | 4         | 3     |
| ----- farms, 1982..   | 7      | 5          | 89         | 9       | 6         | 18        | 5         | 5     |
| ----- \$1,000, 1987..   | 1      | (D)        | 16 650     | 1       | (Z)       | 1 439     | 6         | (D)   |
| ----- \$1,000, 1982..   | 3      | 373        | 13 660     | 1       | 2         | 1 299     | 1         | 6     |
| Hens and pullets sold ----- farms, 1987..                           | 2      | 1          | 10         | 3       | 1         | 2         | -         | -     |
| ----- farms, 1982..   | -      | 3          | 11         | 5       | 2         | 6         | 2         | 2     |
| ----- number, 1987..  | (D)    | (D)        | 71 943     | (D)     | (D)       | (D)       | -         | -     |
| ----- number, 1982..  | -      | 41 400     | 63 986     | 199     | (D)       | (D)       | (D)       | (D)   |
| Hens and pullets of laying age sold ----- farms, 1987..             | 2      | 1          | 9          | 3       | 1         | 2         | -         | -     |
| ----- farms, 1982..   | -      | 3          | 10         | 5       | 2         | 6         | 2         | 2     |
| ----- number, 1987..  | (D)    | (D)        | (D)        | 80      | (D)       | (D)       | -         | -     |
| ----- number, 1982..  | -      | 41 400     | (D)        | (D)     | (D)       | (D)       | (D)       | (D)   |
| Pullets not of laying age sold ----- farms, 1987..                  | -      | -          | 1          | 1       | -         | -         | -         | -     |
| ----- farms, 1982..   | -      | -          | 2          | 1       | -         | 1         | -         | -     |
| ----- number, 1987..  | -      | -          | (D)        | (D)     | -         | -         | -         | -     |
| ----- number, 1982..  | -      | -          | (D)        | (D)     | -         | (D)       | -         | -     |
| Broilers and other meat-type chickens sold ----- farms, 1987..      | 1      | -          | 69         | 1       | -         | 4         | -         | -     |
| ----- farms, 1982..   | -      | 1          | 72         | 1       | 1         | 4         | -         | -     |
| ----- number, 1987..  | (D)    | -          | 12 797 485 | (D)     | -         | 998 353   | -         | -     |
| ----- number, 1982..  | -      | (D)        | 12 018 237 | (D)     | (D)       | 1 069 010 | -         | -     |
| 1987 farms by number sold:  |        |            |            |         |           |           |           |       |
| 1 to 1,999 ----- farms..  | 1      | -          | -          | 1       | -         | -         | -         | -     |
| 2,000 to 59,999 ----- farms..                                       | -      | -          | 8          | -       | -         | -         | -         | -     |
| 60,000 to 99,999 ----- farms..                                      | -      | -          | 4          | -       | -         | -         | -         | -     |
| 100,000 to 199,999 ----- farms..                                    | -      | -          | 28         | -       | -         | 3         | -         | -     |
| 200,000 to 499,999 ----- farms..                                    | -      | -          | 27         | -       | -         | -         | -         | -     |
| 500,000 or more ----- farms..                                       | -      | -          | 2          | -       | -         | -         | -         | -     |
| ----- number..  | -      | -          | (D)        | -       | -         | -         | -         | -     |
| Turkeys sold ----- farms, 1987..                                    | -      | -          | -          | -       | -         | -         | -         | -     |
| ----- farms, 1982..   | -      | -          | -          | -       | -         | 1         | -         | -     |
| ----- number, 1987..  | -      | -          | -          | -       | -         | -         | -         | -     |
| ----- number, 1982..  | -      | -          | -          | -       | -         | (D)       | -         | -     |
| Turkeys for slaughter sold ----- farms, 1987..                      | -      | -          | -          | -       | -         | -         | -         | -     |
| ----- farms, 1982..   | -      | -          | -          | -       | -         | 1         | -         | -     |
| ----- number, 1987..  | -      | -          | -          | -       | -         | -         | -         | -     |
| ----- number, 1982..  | -      | -          | -          | -       | -         | (D)       | -         | -     |
| Ducks, geese, and other poultry sold ----- farms, 1987..            | 1      | -          | 1          | 1       | 1         | -         | 3         | 2     |
| ----- farms, 1982..   | 2      | -          | 1          | 1       | -         | -         | 2         | 2     |

**Table 15. Selected Crops: 1987 and 1982**

[For meaning of abbreviations and symbols, see introductory text]

| Crop  |                   | Mississippi | Adams   | Alcorn  | Amite   | Attala  | Benton  | Boivar    |
|---|-------------------|-------------|---------|---------|---------|---------|---------|-----------|
| Harvested cropland  | farms, 1987       | 24 305      | 96      | 338     | 316     | 308     | 169     | 461       |
|   | 1982              | 31 122      | 124     | 492     | 480     | 404     | 240     | 507       |
|   | acres, 1987       | 4 272 651   | 35 969  | 27 983  | 21 468  | 22 407  | 29 974  | 298 187   |
|   | 1982              | 5 799 772   | 42 897  | 46 835  | 32 943  | 38 873  | 39 533  | 374 646   |
| Irrigated   | farms, 1987       | 1 936       | -       | 5       | 15      | 8       | 2       | 268       |
|   | 1982              | 1 438       | 4       | 4       | 4       | 3       | 3       | 246       |
|   | acres, 1987       | 632 791     | -       | (D)     | (D)     | 63      | (D)     | (D)       |
|   | 1982              | 429 447     | (D)     | (D)     | (D)     | 17      | (D)     | (D)       |
| Corn for grain or seed  | farms, 1987       | 4 020       | 5       | 133     | 36      | 60      | 70      | 7         |
|   | 1982              | 5 510       | 12      | 115     | 101     | 121     | 66      | 11        |
|   | acres, 1987       | 120 361     | 1 094   | 3 714   | 1 250   | 1 483   | 2 372   | 88        |
|   | 1982              | 80 914      | 724     | 1 403   | 1 028   | 1 534   | 659     | 136       |
|   | bushels, 1987     | 9 369 093   | 123 388 | 338 243 | 86 074  | 115 103 | 232 880 | 3 927     |
|   | 1982              | 4 757 736   | 35 651  | 95 730  | 46 254  | 78 624  | 43 465  | 4 409     |
| Irrigated   | farms, 1987       | 73          | -       | -       | 1       | 2       | -       | 1         |
|   | 1982              | 78          | -       | -       | -       | -       | -       | -         |
|   | acres, 1987       | 4 626       | -       | -       | (D)     | (D)     | -       | (D)       |
|   | 1982              | 2 909       | -       | (D)     | -       | -       | -       | -         |
| 1987 farms by acres harvested:  |                   |             |         |         |         |         |         |           |
|   | 1 to 24 acres     | 3 082       | 2       | 101     | 30      | 49      | 45      | 6         |
|   | 25 to 99 acres    | 646         | -       | 25      | 5       | 7       | 18      | 1         |
|   | 100 to 249 acres  | 208         | -       | 4       | -       | 3       | 6       | -         |
|   | 250 acres or more | 84          | 3       | 3       | 1       | 1       | 1       | -         |
| Wheat for grain   | farms, 1987       | 1 991       | 8       | 10      | 4       | 7       | 7       | 168       |
|   | 1982              | 4 297       | 7       | 57      | 19      | 28      | 20      | 255       |
|   | acres, 1987       | 283 477     | 1 585   | 670     | 546     | 585     | 817     | 29 946    |
|   | 1982              | 809 015     | 1 487   | 5 095   | 2 531   | 3 119   | 1 620   | 62 328    |
|   | bushels, 1987     | 9 674 702   | 44 095  | 16 987  | 27 370  | 12 255  | 24 370  | 1 140 109 |
|   | 1982              | 29 185 697  | 47 273  | 130 567 | 63 525  | 95 061  | 49 102  | 2 561 022 |
| Irrigated   | farms, 1987       | 35          | -       | -       | -       | -       | -       | 7         |
|   | 1982              | 23          | -       | -       | -       | 1       | -       | 8         |
|   | acres, 1987       | 6 773       | -       | -       | -       | -       | -       | 1 011     |
|   | 1982              | 6 129       | -       | -       | -       | (D)     | -       | 2 699     |
| 1987 farms by acres harvested:  |                   |             |         |         |         |         |         |           |
|   | 1 to 24 acres     | 337         | -       | 4       | -       | 2       | -       | 23        |
|   | 25 to 99 acres    | 758         | 1       | 2       | 2       | 3       | 5       | 50        |
|   | 100 to 249 acres  | 587         | 5       | 4       | 1       | 1       | 1       | 61        |
|   | 250 acres or more | 309         | 2       | 1       | 1       | 1       | 1       | 34        |
| Rice  | farms, 1987       | 803         | -       | -       | -       | -       | -       | 214       |
|   | 1982              | 714         | 1       | 1       | -       | -       | -       | 198       |
|   | acres, 1987       | 195 505     | -       | -       | -       | -       | -       | 58 068    |
|   | 1982              | 240 303     | (D)     | (D)     | -       | -       | -       | 66 332    |
|   | cwt, 1987         | 10 466 632  | -       | -       | -       | -       | -       | 3 085 847 |
|   | 1982              | 10 106 176  | (D)     | (D)     | -       | -       | -       | 2 733 261 |
| Irrigated   | farms, 1987       | 803         | -       | -       | -       | -       | -       | 214       |
|   | 1982              | 714         | 1       | 1       | -       | -       | -       | 198       |
|   | acres, 1987       | 195 505     | -       | -       | -       | -       | -       | 58 068    |
|   | 1982              | 240 303     | (D)     | (D)     | -       | -       | -       | 66 332    |
| 1987 farms by acres harvested:  |                   |             |         |         |         |         |         |           |
|   | 1 to 24 acres     | 13          | -       | -       | -       | -       | -       | 1         |
|   | 25 to 99 acres    | 164         | -       | -       | -       | -       | -       | 35        |
|   | 100 to 249 acres  | 352         | -       | -       | -       | -       | -       | 94        |
|   | 250 acres or more | 274         | -       | -       | -       | -       | -       | 84        |
| Cotton  | farms, 1987       | 4 225       | 9       | 33      | -       | 61      | 75      | 187       |
|   | 1982              | 3 710       | 5       | 19      | -       | 56      | 89      | 141       |
|   | acres, 1987       | 1 028 249   | 2 806   | (D)     | -       | 8 987   | 10 687  | 47 746    |
|   | 1982              | 978 496     | 3 345   | 732     | -       | 7 824   | 8 820   | 39 511    |
|   | bales, 1987       | 1 654 648   | 5 594   | 1 996   | -       | 13 858  | 14 242  | 75 981    |
|   | 1982              | 1 641 939   | 5 277   | 633     | -       | 13 125  | 11 197  | 65 903    |
| Irrigated   | farms, 1987       | 652         | -       | -       | -       | -       | -       | 56        |
|   | 1982              | 219         | -       | -       | -       | -       | -       | 20        |
|   | acres, 1987       | 198 549     | -       | -       | -       | -       | -       | 16 576    |
|   | 1982              | 59 647      | -       | -       | -       | -       | -       | 6 035     |
| 1987 farms by acres harvested:  |                   |             |         |         |         |         |         |           |
|   | 1 to 24 acres     | 867         | -       | 12      | -       | 14      | 29      | 33        |
|   | 25 to 99 acres    | 1 027       | 2       | 13      | -       | 13      | 22      | 45        |
|   | 100 to 249 acres  | 1 037       | 4       | 7       | -       | 16      | 8       | 56        |
|   | 250 acres or more | 1 294       | 3       | 1       | -       | 18      | 16      | 53        |
| Soybeans for beans  | farms, 1987       | 6 475       | 19      | 113     | 4       | 27      | 57      | 404       |
|   | 1982              | 11 131      | 43      | 254     | 38      | 94      | 132     | 450       |
|   | acres, 1987       | 2 006 263   | 26 822  | 15 588  | 686     | 4 060   | 13 091  | 168 543   |
|   | 1982              | 3 459 091   | 35 169  | 34 613  | 10 670  | 18 393  | 25 723  | 244 011   |
|   | bushels, 1987     | 41 329 519  | 885 894 | 262 789 | (D)     | 61 488  | 261 873 | 4 030 804 |
|   | 1982              | 81 944 364  | 974 069 | 818 621 | 239 265 | 345 162 | 639 633 | 6 926 181 |
| Irrigated   | farms, 1987       | 696         | -       | 1       | 1       | 1       | -       | 163       |
|   | 1982              | 417         | -       | -       | -       | -       | -       | 84        |
|   | acres, 1987       | 217 827     | -       | (D)     | (D)     | (D)     | -       | 61 420    |
|   | 1982              | 119 423     | -       | (D)     | (D)     | -       | -       | 25 041    |
| 1987 farms by acres harvested:  |                   |             |         |         |         |         |         |           |
|   | 1 to 24 acres     | 895         | -       | 35      | -       | 5       | 10      | 35        |
|   | 25 to 99 acres    | 1 864       | 2       | 38      | 3       | 10      | 13      | 91        |
|   | 100 to 249 acres  | 1 436       | 4       | 17      | -       | 6       | 17      | 76        |
|   | 250 acres or more | 2 280       | 13      | 23      | 1       | 6       | 17      | 202       |
| Hay—alfalfa, other tame, small grain, wild, grass silage, green chop, etc. (see text) | farms, 1987       | 15 501      | 67      | 219     | 287     | 224     | 92      | 9         |
|   | 1982              | 18 257      | 67      | 282     | 384     | 262     | 98      | 25        |
|   | acres, 1987       | 585 346     | 3 733   | 5 651   | 18 077  | 7 081   | 1 730   | 236       |
|   | 1982              | 607 011     | 2 751   | 5 806   | 17 321  | 8 578   | 2 323   | 1 985     |
|   | tons, dry, 1987   | 1 092 059   | 5 588   | 9 922   | 32 037  | 11 861  | 2 526   | 726       |
|   | 1982              | 1 148 110   | 5 255   | 9 319   | 29 533  | 15 873  | 4 600   | 3 658     |
| Irrigated   | farms, 1987       | 95          | -       | 1       | 5       | -       | 1       | -         |
|   | 1982              | 64          | -       | 1       | -       | 1       | -       | -         |
|   | acres, 1987       | 2 018       | -       | -       | 227     | -       | (D)     | -         |
|   | 1982              | 1 088       | -       | (D)     | -       | (D)     | -       | -         |
| 1987 farms by acres harvested:  |                   |             |         |         |         |         |         |           |
|   | 1 to 24 acres     | 8 672       | 26      | 138     | 124     | 127     | 75      | 5         |
|   | 25 to 99 acres    | 5 553       | 28      | 76      | 112     | 85      | 16      | 4         |
|   | 100 to 249 acres  | 1 062       | 11      | 5       | 34      | 11      | 1       | -         |
|   | 250 acres or more | 214         | 2       | -       | 17      | 1       | -       | -         |



**Table 15. Selected Crops: 1987 and 1982—Con.**

[For meaning of abbreviations and symbols, see introductory text]

| Crop  |             | Calhoun   | Carroll | Chickasaw | Choctaw | Claiborne | Clarke | Clay      |
|---|-------------|-----------|---------|-----------|---------|-----------|--------|-----------|
| Harvested cropland  | farms, 1987 | 364       | 287     | 357       | 138     | 112       | 227    | 273       |
|   | 1982        | 423       | 320     | 452       | 256     | 189       | 302    | 354       |
|   | acres, 1987 | 61 930    | 39 135  | 57 862    | 9 169   | 16 860    | 9 467  | 44 335    |
|   | 1982        | 81 910    | 51 778  | 86 236    | 27 016  | 35 672    | 11 179 | 63 529    |
| Irrigated   | farms, 1987 | 10        | 7       | 5         | 1       | 6         | 6      | 3         |
|   | 1982        | 4         | 7       | 2         | 3       | 7         | 4      | 3         |
|   | acres, 1987 | (D)       | (D)     | (D)       | (D)     | (D)       | (D)    | (D)       |
|   | 1982        | (D)       | (D)     | (D)       | 13      | (D)       | 8      | (D)       |
| Corn for grain or seed  | farms, 1987 | 83        | 53      | 83        | 20      | 27        | 40     | 42        |
|   | 1982        | 79        | 75      | 50        | 71      | 32        | 84     | 51        |
|   | acres, 1987 | 2 047     | 1 448   | 4 136     | 272     | 1 506     | 680    | 965       |
|   | 1982        | 628       | 1 608   | 636       | 709     | 217       | 851    | 1 421     |
| bushels, 1987   | 162 533     | 140 996   | 414 289 | 16 253    | 117 653 | 36 645    | 72 976 |           |
|   | 1982        | 37 312    | 113 453 | 39 260    | 31 575  | 11 883    | 29 259 | 91 537    |
| Irrigated   | farms, 1987 | 3         | 1       | 3         | -       | 3         | -      | 1         |
|   | 1982        | -         | 2       | 1         | -       | -         | -      | -         |
|   | acres, 1987 | (D)       | (D)     | (D)       | -       | 447       | -      | (D)       |
|   | 1982        | -         | (D)     | (D)       | -       | -         | -      | -         |
| 1987 farms by acres harvested:  |             |           |         |           |         |           |        |           |
| 1 to 24 acres   |             | 64        | 41      | 58        | 19      | 12        | 30     | 32        |
| 25 to 99 acres  |             | 14        | 10      | 13        | -       | 10        | 10     | 7         |
| 100 to 249 acres  |             | 4         | 1       | 8         | 1       | 4         | -      | 3         |
| 250 acres or more   |             | 1         | 1       | 4         | -       | 1         | -      | -         |
| Wheat for grain   | farms, 1987 | 36        | 20      | 29        | 4       | 11        | 2      | 19        |
|   | 1982        | 99        | 48      | 79        | 32      | 23        | 16     | 64        |
|   | acres, 1987 | 1 480     | 1 134   | 2 699     | (D)     | 1 460     | (D)    | 1 964     |
|   | 1982        | 9 910     | 5 695   | 14 457    | 4 617   | 5 259     | 2 205  | 10 335    |
| bushels, 1987   | 46 216      | 30 204    | 68 982  | 6 844     | 40 826  | (D)       | (D)    | 67 912    |
|   | 1982        | 348 579   | 191 833 | 436 696   | 132 607 | 179 938   | 63 146 | 328 488   |
| Irrigated   | farms, 1987 | -         | -       | -         | -       | -         | -      | -         |
|   | 1982        | -         | -       | -         | -       | -         | -      | -         |
|   | acres, 1987 | -         | -       | -         | -       | -         | -      | -         |
|   | 1982        | -         | -       | -         | -       | -         | -      | -         |
| 1987 farms by acres harvested:  |             |           |         |           |         |           |        |           |
| 1 to 24 acres   |             | 9         | 6       | 6         | 1       | -         | -      | 3         |
| 25 to 99 acres  |             | 24        | 10      | 13        | 2       | 4         | 1      | 9         |
| 100 to 249 acres  |             | 3         | 4       | 9         | -       | 5         | -      | 5         |
| 250 acres or more   |             | -         | -       | 1         | 1       | 2         | 1      | 2         |
| Rice  | farms, 1987 | -         | -       | -         | -       | -         | -      | -         |
|   | 1982        | -         | -       | -         | -       | -         | -      | -         |
|   | acres, 1987 | -         | -       | -         | -       | -         | -      | -         |
|   | 1982        | -         | -       | -         | -       | -         | -      | -         |
| cwt, 1987   | -           | -         | -       | -         | -       | -         | -      | -         |
|   | 1982        | -         | -       | -         | -       | -         | -      | -         |
| Irrigated   | farms, 1987 | -         | -       | -         | -       | -         | -      | -         |
|   | 1982        | -         | -       | -         | -       | -         | -      | -         |
|   | acres, 1987 | -         | -       | -         | -       | -         | -      | -         |
|   | 1982        | -         | -       | -         | -       | -         | -      | -         |
| 1987 farms by acres harvested:  |             |           |         |           |         |           |        |           |
| 1 to 24 acres   |             | -         | -       | -         | -       | -         | -      | -         |
| 25 to 99 acres  |             | -         | -       | -         | -       | -         | -      | -         |
| 100 to 249 acres  |             | -         | -       | -         | -       | -         | -      | -         |
| 250 acres or more   |             | -         | -       | -         | -       | -         | -      | -         |
| Cotton  | farms, 1987 | 119       | 73      | 10        | 8       | 7         | 1      | 4         |
|   | 1982        | 100       | 60      | 6         | 12      | 3         | 1      | 2         |
|   | acres, 1987 | 18 554    | 13 387  | 1 624     | (D)     | 1 060     | (D)    | 602       |
|   | 1982        | 15 248    | 11 199  | 158       | 2 031   | (D)       | (D)    | (D)       |
| bales, 1987   | 23 393      | 22 740    | 1 465   | 622       | 1 443   | (D)       | (D)    | 762       |
|   | 1982        | 20 330    | 20 405  | 250       | 2 532   | (D)       | (D)    | (D)       |
| Irrigated   | farms, 1987 | 3         | 4       | -         | -       | -         | -      | -         |
|   | 1982        | -         | 2       | -         | 1       | -         | -      | -         |
|   | acres, 1987 | 580       | (D)     | -         | -       | -         | -      | -         |
|   | 1982        | -         | (D)     | -         | (D)     | -         | -      | -         |
| 1987 farms by acres harvested:  |             |           |         |           |         |           |        |           |
| 1 to 24 acres   |             | 35        | 16      | 2         | 3       | 1         | -      | -         |
| 25 to 99 acres  |             | 34        | 19      | 4         | 2       | 2         | 1      | -         |
| 100 to 249 acres  |             | 21        | 21      | 1         | 2       | 2         | -      | 4         |
| 250 acres or more   |             | 29        | 17      | 3         | 1       | 2         | -      | -         |
| Soybeans for beans  | farms, 1987 | 145       | 60      | 166       | 10      | 12        | 3      | 95        |
|   | 1982        | 271       | 132     | 295       | 51      | 53        | 15     | 164       |
|   | acres, 1987 | 24 425    | 11 511  | 39 412    | 2 746   | 6 982     | (D)    | 31 501    |
|   | 1982        | 48 773    | 26 055  | 66 566    | 16 107  | 26 795    | 2 020  | 44 012    |
| bushels, 1987   | 437 738     | 219 702   | 782 783 | 32 009    | 142 676 | (D)       | (D)    | 682 338   |
|   | 1982        | 1 154 367 | 591 643 | 1 564 796 | 264 697 | 705 976   | (D)    | 1 059 124 |
| Irrigated   | farms, 1987 | -         | 3       | -         | -       | 2         | -      | -         |
|   | 1982        | -         | -       | -         | -       | 1         | -      | -         |
|   | acres, 1987 | -         | (D)     | -         | -       | (D)       | -      | -         |
|   | 1982        | -         | -       | -         | -       | (D)       | -      | -         |
| 1987 farms by acres harvested:  |             |           |         |           |         |           |        |           |
| 1 to 24 acres   |             | 23        | 9       | 23        | 3       | 4         | -      | 13        |
| 25 to 99 acres  |             | 66        | 20      | 48        | 2       | 2         | 1      | 26        |
| 100 to 249 acres  |             | 29        | 18      | 46        | 3       | 2         | 1      | 19        |
| 250 acres or more   |             | 27        | 13      | 49        | 2       | 4         | 1      | 37        |
| Hay—alfalfa, other tame, small grain, wild, grass silage, green chop, etc. (see text) | farms, 1987 | 196       | 196     | 216       | 115     | 80        | 193    | 173       |
|   | 1982        | 206       | 174     | 222       | 190     | 95        | 210    | 230       |
|   | acres, 1987 | 7 491     | 9 142   | 10 476    | 2 925   | 4 836     | 7 407  | 8 954     |
|   | 1982        | 5 224     | 7 045   | 10 122    | 4 572   | 4 432     | 5 904  | 10 034    |
| tons, dry, 1987   | 10 381      | 18 481    | 17 506  | 5 244     | 9 950   | 14 487    | 15 748 |           |
|   | 1982        | 9 225     | 18 317  | 17 761    | 7 623   | 9 258     | 10 814 | 18 610    |
| Irrigated   | farms, 1987 | -         | 1       | 1         | 1       | 2         | -      | -         |
|   | 1982        | -         | -       | -         | -       | -         | -      | -         |
|   | acres, 1987 | -         | -       | 35        | -       | -         | -      | -         |
|   | 1982        | -         | (D)     | (D)       | (D)     | (D)       | -      | -         |
| 1987 farms by acres harvested:  |             |           |         |           |         |           |        |           |
| 1 to 24 acres   |             | 107       | 98      | 100       | 68      | 31        | 110    | 66        |
| 25 to 99 acres  |             | 74        | 71      | 83        | 43      | 36        | 69     | 84        |
| 100 to 249 acres  |             | 14        | 22      | 27        | 4       | 10        | 11     | 20        |
| 250 acres or more   |             | 1         | 5       | 6         | -       | 3         | 3      | 3         |

Table 15. Selected Crops: 1987 and 1982—Con.

[For meaning of abbreviations and symbols, see introductory text]

| Crop  |                   | Coahoma   | Copiah  | Covington | De Soto   | Forrest | Franklin | George  |
|---|-------------------|-----------|---------|-----------|-----------|---------|----------|---------|
| Harvested cropland  | farms, 1987       | 229       | 321     | 305       | 307       | 187     | 102      | 260     |
|   | 1982              | 298       | 432     | 441       | 433       | 259     | 123      | 320     |
|   | acres, 1987       | 184 893   | 21 938  | 15 670    | 82 039    | 13 391  | 7 549    | 14 274  |
|   | 1982              | 229 031   | 35 695  | 29 897    | 104 045   | 15 740  | 14 160   | 16 381  |
| Irrigated   | farms, 1987       | 98        | 8       | 9         | 16        | 17      | 2        | 31      |
|   | 1982              | 66        | 12      | 8         | 17        | 14      | -        | 22      |
|   | acres, 1987       | 55 415    | (D)     | 105       | (D)       | (D)     | (D)      | (D)     |
|   | 1982              | (D)       | (D)     | 72        | (D)       | (D)     | (D)      | (D)     |
| Corn for grain or seed  | farms, 1987       | 4         | 27      | 44        | 51        | 24      | 26       | 75      |
|   | 1982              | 4         | 60      | 72        | 52        | 51      | 25       | 110     |
|   | acres, 1987       | 101       | 2 543   | 2 012     | 4 383     | 766     | 3 507    | 1 692   |
|   | 1982              | (D)       | 691     | 564       | 742       | 695     | 486      | 2 387   |
| bushels, 1987   |                   | (D)       | 186 438 | 117 548   | 413 563   | 66 048  | 335 000  | 95 000  |
|   | 1982              | (D)       | 49 834  | 20 968    | 52 309    | 38 557  | 25 721   | 140 826 |
| Irrigated   | farms, 1987       | 1         | 2       | -         | 3         | 1       | 1        | 4       |
|   | 1982              | -         | -       | -         | -         | -       | -        | -       |
|   | acres, 1987       | -         | (D)     | -         | (D)       | (D)     | (D)      | 321     |
|   | 1982              | -         | (D)     | -         | -         | (D)     | -        | 269     |
| 1987 farms by acres harvested:  |                   |           |         |           |           |         |          |         |
|   | 1 to 24 acres     | 2         | 18      | 34        | 34        | 16      | 15       | 56      |
|   | 25 to 99 acres    | 2         | 3       | 4         | 9         | 6       | 2        | 17      |
|   | 100 to 249 acres  | -         | 3       | 4         | 3         | 1       | 3        | 1       |
|   | 250 acres or more | -         | 3       | 2         | 5         | 1       | 6        | 1       |
| Wheat for grain   | farms, 1987       | 89        | 2       | 13        | 45        | 29      | 4        | 21      |
|   | 1982              | 150       | 19      | 65        | 73        | 15      | 12       | 31      |
|   | acres, 1987       | 19 413    | (D)     | 1 590     | 12 602    | 3 303   | 462      | 2 188   |
|   | 1982              | 44 890    | 3 233   | 6 317     | 24 283    | 1 688   | 4 627    | 2 003   |
| bushels, 1987   |                   | 704 271   | (D)     | 61 629    | 522 603   | 142 709 | 13 571   | 103 513 |
|   | 1982              | 1 868 398 | 80 111  | 199 275   | 990 742   | 61 423  | 146 606  | 42 980  |
| Irrigated   | farms, 1987       | 11        | -       | -         | -         | -       | -        | -       |
|   | 1982              | 4         | -       | -         | -         | -       | -        | -       |
|   | acres, 1987       | 1 502     | -       | -         | -         | -       | -        | -       |
|   | 1982              | 781       | -       | -         | -         | -       | -        | -       |
| 1987 farms by acres harvested:  |                   |           |         |           |           |         |          |         |
|   | 1 to 24 acres     | 13        | -       | 2         | 4         | 8       | -        | 1       |
|   | 25 to 99 acres    | 27        | -       | 5         | 16        | 5       | 1        | 13      |
|   | 100 to 249 acres  | 26        | -       | 5         | 11        | 13      | 3        | 6       |
|   | 250 acres or more | 23        | 2       | 1         | 14        | 3       | -        | 1       |
| Rice  | farms, 1987       | 53        | -       | -         | 3         | -       | -        | -       |
|   | 1982              | 42        | -       | -         | 3         | -       | -        | -       |
|   | acres, 1987       | 11 213    | -       | -         | 1 395     | -       | -        | -       |
|   | 1982              | 9 425     | -       | -         | 1 833     | -       | -        | -       |
| cwt, 1987   |                   | 590 525   | -       | -         | 62 370    | -       | -        | -       |
|   | 1982              | 384 555   | -       | -         | 84 131    | -       | -        | -       |
| Irrigated   | farms, 1987       | 53        | -       | -         | 3         | -       | -        | -       |
|   | 1982              | 42        | -       | -         | 3         | -       | -        | -       |
|   | acres, 1987       | 11 213    | -       | -         | 1 395     | -       | -        | -       |
|   | 1982              | 9 425     | -       | -         | 1 833     | -       | -        | -       |
| 1987 farms by acres harvested:  |                   |           |         |           |           |         |          |         |
|   | 1 to 24 acres     | 1         | -       | -         | -         | -       | -        | -       |
|   | 25 to 99 acres    | 13        | -       | -         | -         | -       | -        | -       |
|   | 100 to 249 acres  | 27        | -       | -         | 2         | -       | -        | -       |
|   | 250 acres or more | 12        | -       | -         | 1         | -       | -        | -       |
| Cotton  | farms, 1987       | 154       | 8       | 2         | 43        | -       | 1        | -       |
|   | 1982              | 154       | 6       | 4         | 41        | -       | 1        | -       |
|   | acres, 1987       | 64 064    | 1 246   | (D)       | 13 309    | -       | (D)      | -       |
|   | 1982              | 66 123    | 966     | (D)       | 11 864    | -       | (D)      | -       |
| bales, 1987   |                   | 122 695   | 1 737   | (D)       | 21 295    | -       | (D)      | -       |
|   | 1982              | 115 494   | 1 271   | (D)       | 20 699    | -       | (D)      | -       |
| Irrigated   | farms, 1987       | 50        | -       | -         | 3         | -       | -        | -       |
|   | 1982              | 16        | 1       | -         | 2         | -       | -        | -       |
|   | acres, 1987       | 18 804    | -       | -         | (D)       | -       | -        | -       |
|   | 1982              | 2 479     | (D)     | -         | (D)       | -       | -        | -       |
| 1987 farms by acres harvested:  |                   |           |         |           |           |         |          |         |
|   | 1 to 24 acres     | 13        | 2       | -         | 7         | -       | -        | -       |
|   | 25 to 99 acres    | 28        | 1       | -         | 9         | -       | -        | -       |
|   | 100 to 249 acres  | 50        | 3       | 2         | 11        | -       | 1        | -       |
|   | 250 acres or more | 63        | 2       | -         | 16        | -       | -        | -       |
| Soybeans for beans  | farms, 1987       | 186       | 7       | 13        | 78        | 29      | 9        | 69      |
|   | 1982              | 260       | 37      | 68        | 182       | 46      | 21       | 133     |
|   | acres, 1987       | 87 516    | 5 639   | 2 053     | 44 293    | 7 821   | 1 371    | 7 400   |
|   | 1982              | 132 400   | 15 577  | 11 394    | 71 491    | 9 238   | 8 605    | 9 061   |
| bushels, 1987   |                   | 1 806 262 | 142 070 | 44 906    | 971 534   | 204 003 | 38 112   | 196 480 |
|   | 1982              | 3 806 065 | 367 426 | 230 100   | 1 671 501 | 252 215 | 212 919  | 201 325 |
| Irrigated   | farms, 1987       | 65        | -       | -         | 5         | 1       | -        | 1       |
|   | 1982              | 41        | -       | 1         | 2         | -       | -        | -       |
|   | acres, 1987       | 22 110    | -       | -         | 3 910     | (D)     | -        | (D)     |
|   | 1982              | 15 207    | -       | (D)       | (D)       | -       | -        | -       |
| 1987 farms by acres harvested:  |                   |           |         |           |           |         |          |         |
|   | 1 to 24 acres     | 23        | 1       | 1         | 6         | 2       | 1        | 9       |
|   | 25 to 99 acres    | 36        | -       | 5         | 23        | 5       | 1        | 40      |
|   | 100 to 249 acres  | 37        | 1       | 3         | 12        | 16      | 6        | 12      |
|   | 250 acres or more | 90        | 5       | 4         | 37        | 6       | 1        | 8       |
| Hay—alfalfa, other tame, small grain, wild, grass silage, green chop, etc. (see text) | farms, 1987       | 3         | 272     | 253       | 206       | 122     | 89       | 134     |
|   | 1982              | 10        | 341     | 336       | 289       | 150     | 100      | 122     |
|   | acres, 1987       | (D)       | 10 362  | 8 683     | 10 794    | 3 123   | 2 154    | 3 343   |
|   | 1982              | 701       | 13 129  | 11 498    | 9 971     | 4 280   | 2 331    | 2 604   |
| tons, dry, 1987   |                   | 1 069     | 20 718  | 15 249    | 17 312    | 5 918   | 3 636    | 6 763   |
|   | 1982              | -         | 23 628  | 17 625    | 17 633    | 7 393   | 3 699    | 5 591   |
| Irrigated   | farms, 1987       | 1         | 4       | 2         | 3         | 3       | -        | 3       |
|   | 1982              | -         | -       | -         | 2         | 1       | -        | 1       |
|   | acres, 1987       | -         | (D)     | (D)       | (D)       | (D)     | -        | 13      |
|   | 1982              | -         | 38      | -         | (D)       | (D)     | -        | (D)     |
| 1987 farms by acres harvested:  |                   |           |         |           |           |         |          |         |
|   | 1 to 24 acres     | 1         | 144     | 129       | 98        | 83      | 59       | 93      |
|   | 25 to 99 acres    | 1         | 99      | 108       | 82        | 36      | 28       | 36      |
|   | 100 to 249 acres  | 1         | 28      | 15        | 18        | 3       | 2        | 3       |
|   | 250 acres or more | -         | 1       | 1         | 8         | -       | -        | 2       |

**Table 15. Selected Crops: 1987 and 1982—Con.**

[For meaning of abbreviations and symbols, see introductory text]

| Crop  |                   | Greene  | Grenada | Hancock | Harrison | Hinds     | Holmes    | Humphreys |
|---|-------------------|---------|---------|---------|----------|-----------|-----------|-----------|
| Harvested cropland  | farms, 1987       | 219     | 170     | 117     | 163      | 470       | 314       | 236       |
|   | 1982              | 262     | 209     | 131     | 215      | 597       | 366       | 287       |
| Irrigated   | farms, 1987       | 6 273   | 25 868  | 4 400   | 2 805    | 58 504    | 103 300   | 109 722   |
|   | 1982              | 11 097  | 45 454  | 7 265   | 10 049   | 99 584    | 129 646   | 149 091   |
| Corn for grain or seed  | farms, 1987       | 4       | 8       | 4       | 17       | 12        | 45        | 84        |
|   | 1982              | 3       | 7       | 3       | 11       | 19        | 13        | 55        |
| Irrigated   | farms, 1987       | (D)     | (D)     | (D)     | 43       | 101       | 25 881    | (D)       |
|   | 1982              | (D)     | (D)     | (D)     | 16       | 314       | 6 257     | 15 530    |
| Wheat for grain   | farms, 1987       | 72      | 28      | 1       | 7        | 66        | 71        | 10        |
|   | 1982              | 115     | 30      | 8       | 25       | 104       | 70        | 7         |
| Irrigated   | farms, 1987       | 1 183   | 765     | (D)     | 38       | 2 309     | 1 454     | 514       |
|   | 1982              | 2 393   | 493     | (D)     | 524      | 1 348     | 889       | 59        |
| Irrigated   | bushels, 1987     | 72 024  | 68 321  | (D)     | 1 093    | 177 625   | 110 027   | 54 306    |
|   | 1982              | 140 566 | 43 897  | 1 810   | 42 832   | 55 154    | 50 545    | (D)       |
| 1987 farms by acres harvested:  | farms, 1987       | 1       | 1       | -       | -        | -         | 4         | 1         |
|   | 1982              | 1       | 1       | -       | 3        | -         | 1         | 1         |
| 1987 farms by acres harvested:  | 1 to 24 acres     | -       | (D)     | -       | -        | -         | 123       | (D)       |
|   | 25 to 99 acres    | (D)     | (D)     | -       | 5        | -         | (D)       | (D)       |
| 1987 farms by acres harvested:  | 1 to 24 acres     | 56      | 17      | -       | 7        | 52        | 57        | 7         |
|   | 25 to 99 acres    | 13      | 8       | 1       | -        | 6         | 12        | 2         |
| 1987 farms by acres harvested:  | 100 to 249 acres  | 1       | 3       | -       | -        | 5         | 2         | -         |
|   | 250 acres or more | -       | -       | -       | -        | 3         | -         | 1         |
| Rice  | farms, 1987       | -       | 10      | 7       | -        | 25        | 19        | 61        |
|   | 1982              | 8       | 33      | 6       | 6        | 56        | 42        | 98        |
| Irrigated   | farms, 1987       | -       | 1 109   | 837     | -        | 3 849     | 2 554     | 8 404     |
|   | 1982              | 797     | 5 919   | 704     | 344      | 9 181     | 6 898     | 22 754    |
| Irrigated   | bushels, 1987     | -       | 35 949  | 15 350  | -        | 112 131   | 71 669    | 269 876   |
|   | 1982              | 18 131  | 200 208 | 11 648  | (D)      | 245 314   | 249 305   | 940 078   |
| 1987 farms by acres harvested:  | farms, 1987       | -       | -       | -       | -        | -         | 1         | -         |
|   | 1982              | -       | -       | -       | -        | -         | (D)       | (D)       |
| 1987 farms by acres harvested:  | 1 to 24 acres     | -       | 2       | 1       | -        | -         | 1         | 21        |
|   | 25 to 99 acres    | -       | 2       | 2       | -        | 10        | 10        | 16        |
| 1987 farms by acres harvested:  | 100 to 249 acres  | -       | 5       | 4       | -        | 11        | 5         | 18        |
|   | 250 acres or more | -       | 1       | -       | -        | 4         | 3         | 8         |
| Cotton  | farms, 1987       | -       | 1       | 1       | -        | -         | 6         | 36        |
|   | 1982              | -       | 3       | -       | -        | -         | 3         | 28        |
| Irrigated   | farms, 1987       | -       | (D)     | (D)     | -        | -         | 1 389     | 6 667     |
|   | 1982              | -       | (D)     | (D)     | -        | -         | 1 239     | 7 068     |
| Irrigated   | cwt, 1987         | -       | (D)     | (D)     | -        | -         | 73 762    | 313 077   |
|   | 1982              | -       | (D)     | (D)     | -        | -         | 48 693    | 348 850   |
| 1987 farms by acres harvested:  | farms, 1987       | -       | 1       | 1       | -        | -         | 6         | 36        |
|   | 1982              | -       | 3       | -       | -        | -         | 3         | 28        |
| 1987 farms by acres harvested:  | 1 to 24 acres     | -       | (D)     | (D)     | -        | -         | 1 389     | 6 667     |
|   | 25 to 99 acres    | -       | (D)     | -       | -        | -         | 1 239     | 7 068     |
| 1987 farms by acres harvested:  | 100 to 249 acres  | -       | -       | 1       | -        | -         | -         | 10        |
|   | 250 acres or more | -       | -       | -       | -        | -         | 4         | 18        |
| Cotton  | farms, 1987       | -       | 55      | -       | -        | 44        | 169       | 173       |
|   | 1982              | -       | 45      | -       | -        | 57        | 174       | 181       |
| Irrigated   | farms, 1987       | -       | 7 306   | -       | -        | 11 498    | 57 221    | 49 445    |
|   | 1982              | -       | 7 268   | -       | -        | 17 420    | 56 010    | 52 009    |
| Irrigated   | bales, 1987       | -       | 10 031  | -       | -        | 16 824    | 103 757   | 86 794    |
|   | 1982              | -       | 11 410  | -       | -        | 24 631    | 102 603   | 95 351    |
| 1987 farms by acres harvested:  | farms, 1987       | -       | 4       | -       | -        | -         | 40        | 58        |
|   | 1982              | -       | 1       | -       | -        | -         | 6         | 26        |
| 1987 farms by acres harvested:  | 1 to 24 acres     | -       | 160     | -       | -        | -         | 18 874    | 16 778    |
|   | 25 to 99 acres    | -       | (D)     | -       | -        | -         | 2 353     | 5 306     |
| 1987 farms by acres harvested:  | 100 to 249 acres  | -       | -       | -       | -        | -         | -         | -         |
|   | 250 acres or more | -       | 17      | -       | -        | 8         | 24        | 24        |
| 1987 farms by acres harvested:  | 1 to 24 acres     | -       | 15      | -       | -        | 13        | 38        | 42        |
|   | 25 to 99 acres    | -       | 14      | -       | -        | 8         | 42        | 45        |
| 1987 farms by acres harvested:  | 100 to 249 acres  | -       | 9       | -       | -        | 15        | 65        | 62        |
|   | 250 acres or more | -       | -       | -       | -        | -         | -         | -         |
| Soybeans for beans  | farms, 1987       | 11      | 47      | 5       | 3        | 56        | 114       | 167       |
|   | 1982              | 37      | 105     | 23      | 17       | 172       | 206       | 240       |
| Irrigated   | farms, 1987       | 1 127   | 10 649  | 1 031   | 436      | 19 747    | 30 169    | 45 969    |
|   | 1982              | 4 430   | 29 108  | 4 318   | 6 563    | 57 883    | 61 987    | 84 152    |
| Irrigated   | bushels, 1987     | 23 598  | 275 557 | 17 870  | 7 610    | 454 542   | 592 587   | 725 566   |
|   | 1982              | 96 803  | 709 745 | 95 965  | 108 871  | 1 148 762 | 1 240 885 | 1 803 928 |
| 1987 farms by acres harvested:  | farms, 1987       | -       | 2       | -       | -        | -         | 21        | 30        |
|   | 1982              | -       | 2       | -       | -        | -         | 6         | 10        |
| 1987 farms by acres harvested:  | 1 to 24 acres     | -       | (D)     | -       | -        | -         | 5 222     | 5 377     |
|   | 25 to 99 acres    | -       | -       | -       | -        | -         | 2 507     | 3 188     |
| 1987 farms by acres harvested:  | 100 to 249 acres  | 2       | 5       | -       | -        | -         | 9         | 17        |
|   | 250 acres or more | 6       | 13      | -       | 2        | 12        | 30        | 41        |
| 1987 farms by acres harvested:  | 1 to 24 acres     | 2       | 16      | 5       | -        | 19        | 38        | 47        |
|   | 25 to 99 acres    | 2       | 13      | -       | 1        | 27        | 37        | 62        |
| Hay—alfalfa, other tame, small grain, wild, grass silage, green chop, etc. (see text) | farms, 1987       | 155     | 97      | 80      | 97       | 351       | 127       | 8         |
|   | 1982              | 179     | 118     | 78      | 106      | 348       | 129       | 11        |
| Irrigated   | farms, 1987       | 3 645   | 5 305   | 2 457   | 1 456    | 17 304    | 8 581     | (D)       |
|   | 1982              | 4 059   | 5 293   | 2 245   | 1 646    | 14 358    | 5 112     | 502       |
| Irrigated   | tons, dry, 1987   | 6 739   | (D)     | (D)     | 2 820    | 36 625    | 14 011    | (D)       |
|   | 1982              | 7 683   | 11 217  | 3 756   | 2 348    | 30 915    | 7 375     | 1 098     |
| 1987 farms by acres harvested:  | farms, 1987       | -       | 1       | -       | 1        | -         | -         | -         |
|   | 1982              | 1       | 1       | -       | -        | 3         | 1         | -         |
| 1987 farms by acres harvested:  | 1 to 24 acres     | (D)     | (D)     | -       | (D)      | (D)       | (D)       | -         |
|   | 25 to 99 acres    | -       | -       | -       | -        | 66        | -         | -         |
| 1987 farms by acres harvested:  | 100 to 249 acres  | 110     | 46      | 53      | 81       | 178       | 43        | 1         |
|   | 250 acres or more | 39      | 36      | 18      | 15       | 133       | 64        | 6         |
| 1987 farms by acres harvested:  | 1 to 24 acres     | 6       | 9       | 9       | 1        | 33        | 15        | 1         |
|   | 25 to 99 acres    | -       | 6       | -       | -        | 7         | 5         | -         |

Table 15. Selected Crops: 1987 and 1982—Con.

[For meaning of abbreviations and symbols, see introductory text]

| Crop  |                   | Issaquena | Itawamba | Jackson | Jasper | Jefferson | Jefferson Davis | Jones   |
|---|-------------------|-----------|----------|---------|--------|-----------|-----------------|---------|
| Harvested cropland  | farms, 1987       | 103       | 355      | 124     | 262    | 115       | 299             | 463     |
|   | 1982              | 127       | 466      | 182     | 435    | 163       | 415             | 629     |
|   | acres, 1987       | 84 927    | 21 774   | 3 644   | 12 728 | 13 691    | 18 104          | 19 060  |
|   | 1982              | 84 029    | 38 728   | 10 543  | 17 037 | 35 449    | 21 077          | 28 078  |
| Irrigated   | farms, 1987       | 15        | 9        | 8       | 4      | 2         | -               | 16      |
|   | 1982              | 7         | 5        | 10      | 7      | 4         | -               | 6       |
|   | acres, 1987       | 8 149     | 94       | (D)     | (D)    | (D)       | -               | 167     |
|   | 1982              | 4 025     | (D)      | (D)     | (D)    | 43        | (D)             | (D)     |
| Corn for grain or seed  | farms, 1987       | -         | 85       | 19      | 46     | 20        | 71              | 44      |
|   | 1982              | 1         | 116      | 43      | 86     | 24        | 105             | 83      |
|   | acres, 1987       | -         | 1 914    | 481     | 701    | 1 159     | 1 889           | 585     |
|   | 1982              | (D)       | 2 158    | 1 876   | 1 602  | 484       | 994             | 898     |
|   | bushels, 1987     | -         | 140 614  | 35 334  | 43 190 | 123 131   | 128 630         | 36 167  |
|   | 1982              | (D)       | 156 238  | 99 899  | 59 256 | 26 080    | 53 348          | 31 483  |
| Irrigated   | farms, 1987       | -         | 1        | -       | -      | 1         | -               | 2       |
|   | 1982              | -         | 2        | 2       | 3      | 2         | 2               | 1       |
|   | acres, 1987       | -         | (D)      | -       | (D)    | (D)       | -               | (D)     |
|   | 1982              | -         | (D)      | (D)     | (D)    | (D)       | (D)             | (D)     |
| 1987 farms by acres harvested:  |                   |           |          |         |        |           |                 |         |
|   | 1 to 24 acres     | -         | 61       | 15      | 39     | 16        | 56              | 39      |
|   | 25 to 99 acres    | -         | 22       | 2       | 6      | 1         | 13              | 3       |
|   | 100 to 249 acres  | -         | 1        | 2       | 1      | 1         | 1               | 2       |
|   | 250 acres or more | -         | 1        | -       | -      | 2         | 1               | -       |
| Wheat for grain   | farms, 1987       | 35        | 7        | 2       | 3      | 5         | 24              | 19      |
|   | 1982              | 55        | 30       | 5       | 12     | 35        | 38              | 24      |
|   | acres, 1987       | 9 105     | 274      | (D)     | (D)    | 1 275     | 2 926           | 2 154   |
|   | 1982              | 15 935    | 2 039    | (D)     | 1 377  | 7 467     | 4 422           | 2 394   |
|   | bushels, 1987     | 331 341   | 9 110    | (D)     | 3 360  | 37 625    | 74 877          | 55 774  |
|   | 1982              | 660 340   | 53 054   | 8 867   | 41 746 | 269 079   | 102 785         | 74 246  |
| Irrigated   | farms, 1987       | 1         | -        | -       | -      | -         | -               | -       |
|   | 1982              | 1         | -        | -       | -      | -         | -               | -       |
|   | acres, 1987       | (D)       | -        | -       | -      | -         | -               | -       |
|   | 1982              | (D)       | -        | -       | -      | -         | -               | -       |
| 1987 farms by acres harvested:  |                   |           |          |         |        |           |                 |         |
|   | 1 to 24 acres     | 3         | 4        | -       | 1      | -         | 2               | 5       |
|   | 25 to 99 acres    | 9         | 2        | 2       | 2      | 2         | 10              | 8       |
|   | 100 to 249 acres  | 11        | 1        | -       | -      | 1         | 11              | 4       |
|   | 250 acres or more | 12        | -        | -       | -      | 2         | 1               | 2       |
| Rice  | farms, 1987       | 10        | -        | -       | -      | -         | -               | -       |
|   | 1982              | 6         | -        | -       | -      | -         | -               | -       |
|   | acres, 1987       | 2 736     | -        | -       | -      | -         | -               | -       |
|   | 1982              | 2 025     | -        | -       | -      | -         | -               | -       |
|   | cwt, 1987         | 133 663   | -        | -       | -      | -         | -               | -       |
|   | 1982              | 105 377   | -        | -       | -      | -         | -               | -       |
| Irrigated   | farms, 1987       | 10        | -        | -       | -      | -         | -               | -       |
|   | 1982              | 6         | -        | -       | -      | -         | -               | -       |
|   | acres, 1987       | 2 736     | -        | -       | -      | -         | -               | -       |
|   | 1982              | 2 025     | -        | -       | -      | -         | -               | -       |
| 1987 farms by acres harvested:  |                   |           |          |         |        |           |                 |         |
|   | 1 to 24 acres     | -         | -        | -       | -      | -         | -               | -       |
|   | 25 to 99 acres    | 2         | -        | -       | -      | -         | -               | -       |
|   | 100 to 249 acres  | 2         | -        | -       | -      | -         | -               | -       |
|   | 250 acres or more | 6         | -        | -       | -      | -         | -               | -       |
| Cotton  | farms, 1987       | 56        | 59       | -       | -      | 5         | 1               | -       |
|   | 1982              | 35        | 41       | -       | -      | -         | 2               | 1       |
|   | acres, 1987       | 16 042    | 4 820    | -       | -      | (D)       | (D)             | (D)     |
|   | 1982              | 13 488    | 3 579    | -       | -      | -         | (D)             | (D)     |
|   | bales, 1987       | 28 072    | 4 696    | -       | -      | 2 719     | (D)             | (D)     |
|   | 1982              | 21 552    | 4 805    | -       | -      | -         | (D)             | (D)     |
| Irrigated   | farms, 1987       | 3         | -        | -       | -      | -         | -               | -       |
|   | 1982              | -         | -        | -       | -      | -         | -               | -       |
|   | acres, 1987       | (D)       | -        | -       | -      | -         | -               | -       |
|   | 1982              | -         | -        | -       | -      | -         | -               | -       |
| 1987 farms by acres harvested:  |                   |           |          |         |        |           |                 |         |
|   | 1 to 24 acres     | 6         | 20       | -       | -      | -         | 1               | -       |
|   | 25 to 99 acres    | 10        | 22       | -       | -      | -         | -               | -       |
|   | 100 to 249 acres  | 21        | 11       | -       | -      | 2         | -               | -       |
|   | 250 acres or more | 19        | 6        | -       | -      | 3         | -               | -       |
| Soybeans for beans  | farms, 1987       | 87        | 105      | 7       | 7      | 11        | 29              | 17      |
|   | 1982              | 117       | 191      | 45      | 14     | 34        | 51              | 46      |
|   | acres, 1987       | 60 694    | 9 481    | 910     | 2 926  | 7 693     | 5 185           | 3 963   |
|   | 1982              | 73 426    | 26 133   | 6 320   | 2 808  | 28 140    | 7 735           | 7 723   |
|   | bushels, 1987     | 1 528 741 | 161 587  | 25 401  | 64 628 | 223 546   | 88 463          | 56 786  |
|   | 1982              | 1 862 239 | 606 278  | 116 283 | 67 498 | 758 370   | 136 699         | 160 699 |
| Irrigated   | farms, 1987       | 4         | -        | -       | -      | -         | -               | -       |
|   | 1982              | 2         | -        | -       | -      | -         | -               | -       |
|   | acres, 1987       | 4 872     | -        | -       | -      | -         | -               | -       |
|   | 1982              | (D)       | -        | -       | -      | -         | -               | -       |
| 1987 farms by acres harvested:  |                   |           |          |         |        |           |                 |         |
|   | 1 to 24 acres     | 7         | 33       | 1       | 1      | 1         | 6               | 2       |
|   | 25 to 99 acres    | 21        | 49       | 2       | 1      | -         | 8               | 6       |
|   | 100 to 249 acres  | 14        | 13       | 2       | -      | 2         | 9               | 6       |
|   | 250 acres or more | 45        | 10       | 2       | 5      | 8         | 6               | 3       |
| Hay—alfalfa, other tame, small grain, wild, grass silage, green chop, etc. (see text) | farms, 1987       | 6         | 231      | 75      | 224    | 84        | 231             | 382     |
|   | 1982              | 11        | 275      | 85      | 349    | 107       | 284             | 503     |
|   | acres, 1987       | 787       | 5 395    | 1 913   | 8 439  | 3 035     | 8 449           | 12 611  |
|   | 1982              | 584       | 5 434    | 1 542   | 10 824 | 4 855     | 8 785           | 16 416  |
|   | tons, dry, 1987   | (D)       | 9 358    | 2 554   | 16 895 | 6 717     | 16 835          | 26 350  |
|   | 1982              | 1 058     | 9 752    | 1 947   | 21 027 | 8 461     | 18 365          | 29 642  |
| Irrigated   | farms, 1987       | 1         | 2        | -       | 1      | 1         | -               | 2       |
|   | 1982              | -         | 1        | 1       | -      | 2         | 1               | 2       |
|   | acres, 1987       | (D)       | (D)      | -       | (D)    | (D)       | -               | (D)     |
|   | 1982              | -         | (D)      | (D)     | -      | (D)       | (D)             | (D)     |
| 1987 farms by acres harvested:  |                   |           |          |         |        |           |                 |         |
|   | 1 to 24 acres     | 3         | 161      | 55      | 124    | 39        | 122             | 243     |
|   | 25 to 99 acres    | -         | 61       | 16      | 82     | 39        | 90              | 110     |
|   | 100 to 249 acres  | 2         | 9        | 4       | 16     | 5         | 17              | 24      |
|   | 250 acres or more | 1         | -        | -       | 2      | 1         | 2               | 5       |

**Table 15. Selected Crops: 1987 and 1982—Con.**

[For meaning of abbreviations and symbols, see introductory text]

| Crop  |                   | Kemper  | Lafayette | Lamar   | Lauderdale | Lawrence | Leake   | Lee       | Leflore   |
|---|-------------------|---------|-----------|---------|------------|----------|---------|-----------|-----------|
| Harvested cropland  | farms, 1987       | 294     | 330       | 218     | 285        | 213      | 427     | 433       | 263       |
|   | 1982              | 434     | 379       | 312     | 383        | 278      | 547     | 543       | 298       |
|   | acres, 1987       | 16 194  | 23 693    | 13 720  | 12 507     | 13 283   | 19 880  | 67 661    | 173 487   |
|   | 1982              | 37 631  | 37 677    | 20 475  | 12 812     | 15 222   | 30 562  | 74 541    | 247 632   |
| Irrigated   | farms, 1987       | 8       | 7         | 6       | 10         | 6        | 4       | 11        | 112       |
|   | 1982              | 5       | 4         | 2       | 9          | 5        | 3       | 9         | 78        |
|   | acres, 1987       | (D)     | (D)       | (D)     | (D)        | 32       | 73      | 59        | (D)       |
|   | 1982              | (D)     | 24        | (D)     | 60         | 31       | (D)     | 39        | (D)       |
| Corn for grain or seed  | farms, 1987       | 47      | 82        | 41      | 25         | 36       | 56      | 91        | 9         |
|   | 1982              | 114     | 75        | 79      | 68         | 54       | 119     | 53        | 7         |
|   | acres, 1987       | 685     | 2 055     | 490     | 140        | 2 672    | 789     | 4 096     | 560       |
|   | 1982              | 859     | 1 119     | 1 730   | 477        | 493      | 1 430   | 761       | (D)       |
|   | bushels, 1987     | 42 529  | 150 671   | 31 582  | 7 448      | 124 788  | 47 486  | 365 188   | 42 468    |
|   | 1982              | 36 017  | 78 656    | 66 215  | 18 481     | 18 834   | 93 118  | 58 773    | (D)       |
| Irrigated   | farms, 1987       | 2       | 1         | -       | -          | 1        | 1       | 1         | 1         |
|   | 1982              | 3       | -         | -       | -          | -        | 1       | 3         | 1         |
|   | acres, 1987       | (D)     | (D)       | -       | -          | -        | (D)     | (D)       | (D)       |
|   | 1982              | 15      | -         | -       | -          | -        | (D)     | 3         | (D)       |
| 1987 farms by acres harvested:  |                   |         |           |         |            |          |         |           |           |
|   | 1 to 24 acres     | 41      | 65        | 35      | 25         | 21       | 48      | 61        | 6         |
|   | 25 to 99 acres    | 5       | 13        | 6       | -          | 9        | 6       | 14        | -         |
|   | 100 to 249 acres  | 1       | 3         | -       | -          | 2        | 2       | 13        | 3         |
|   | 250 acres or more | -       | 1         | -       | -          | 4        | -       | 3         | -         |
| Wheat for grain   | farms, 1987       | 6       | 6         | 19      | 2          | 8        | 6       | 39        | 30        |
|   | 1982              | 36      | 30        | 27      | 10         | 11       | 24      | 91        | 79        |
|   | acres, 1987       | 743     | 389       | 3 037   | (D)        | 1 310    | 514     | 2 956     | 2 469     |
|   | 1982              | 6 491   | 3 182     | 2 128   | 1 125      | 937      | 3 717   | 11 281    | 18 172    |
|   | bushels, 1987     | 27 700  | 8 504     | 93 506  | (D)        | 48 470   | 9 605   | 84 910    | 84 381    |
|   | 1982              | 182 270 | 83 866    | 50 164  | 33 746     | 31 600   | 91 315  | 316 300   | 747 230   |
| Irrigated   | farms, 1987       | -       | -         | -       | -          | -        | -       | -         | 1         |
|   | 1982              | -       | -         | -       | -          | -        | -       | -         | -         |
|   | acres, 1987       | -       | -         | -       | -          | -        | -       | -         | (D)       |
|   | 1982              | -       | -         | -       | -          | -        | -       | -         | -         |
| 1987 farms by acres harvested:  |                   |         |           |         |            |          |         |           |           |
|   | 1 to 24 acres     | 1       | 3         | 5       | -          | -        | 2       | 12        | 5         |
|   | 25 to 99 acres    | 1       | 2         | 3       | -          | 5        | 1       | 18        | 15        |
|   | 100 to 249 acres  | 3       | 1         | 8       | 2          | 1        | 3       | 8         | 9         |
|   | 250 acres or more | 1       | -         | 3       | -          | 2        | -       | 1         | 1         |
| Rice  | farms, 1987       | -       | -         | -       | -          | -        | -       | -         | 47        |
|   | 1982              | -       | -         | -       | -          | -        | -       | -         | 53        |
|   | acres, 1987       | -       | -         | -       | -          | -        | -       | -         | 13 508    |
|   | 1982              | -       | -         | -       | -          | -        | -       | -         | 25 617    |
|   | cwt, 1987         | -       | -         | -       | -          | -        | -       | -         | 786 832   |
|   | 1982              | -       | -         | -       | -          | -        | -       | -         | 1 028 703 |
| Irrigated   | farms, 1987       | -       | -         | -       | -          | -        | -       | -         | 47        |
|   | 1982              | -       | -         | -       | -          | -        | -       | -         | 53        |
|   | acres, 1987       | -       | -         | -       | -          | -        | -       | -         | 13 508    |
|   | 1982              | -       | -         | -       | -          | -        | -       | -         | 25 617    |
| 1987 farms by acres harvested:  |                   |         |           |         |            |          |         |           |           |
|   | 1 to 24 acres     | -       | -         | -       | -          | -        | -       | -         | -         |
|   | 25 to 99 acres    | -       | -         | -       | -          | -        | -       | -         | 12        |
|   | 100 to 249 acres  | -       | -         | -       | -          | -        | -       | -         | 13        |
|   | 250 acres or more | -       | -         | -       | -          | -        | -       | -         | 22        |
| Cotton  | farms, 1987       | 2       | 64        | -       | 1          | -        | 38      | 27        | 182       |
|   | 1982              | 3       | 62        | -       | -          | 3        | 20      | 13        | 176       |
|   | acres, 1987       | (D)     | 7 513     | -       | (D)        | -        | 3 586   | 3 454     | 75 892    |
|   | 1982              | 129     | 8 306     | -       | -          | (D)      | 1 810   | 828       | 84 138    |
|   | bales, 1987       | (D)     | 9 316     | -       | (D)        | -        | 4 298   | 2 631     | 132 155   |
|   | 1982              | (D)     | 9 655     | -       | -          | 321      | 2 775   | 730       | 158 613   |
| Irrigated   | farms, 1987       | -       | -         | -       | -          | -        | -       | -         | 63        |
|   | 1982              | -       | -         | -       | -          | -        | -       | -         | 21        |
|   | acres, 1987       | -       | -         | -       | -          | -        | -       | -         | 19 308    |
|   | 1982              | -       | -         | -       | -          | -        | -       | -         | 7 153     |
| 1987 farms by acres harvested:  |                   |         |           |         |            |          |         |           |           |
|   | 1 to 24 acres     | 1       | 25        | -       | -          | -        | 13      | 10        | 19        |
|   | 25 to 99 acres    | -       | 22        | -       | -          | -        | 11      | 10        | 23        |
|   | 100 to 249 acres  | -       | 7         | -       | 1          | -        | 10      | 3         | 42        |
|   | 250 acres or more | 1       | 10        | -       | -          | -        | 4       | 4         | 98        |
| Soybeans for beans  | farms, 1987       | 13      | 56        | 16      | 3          | 14       | 30      | 206       | 218       |
|   | 1982              | 52      | 116       | 48      | 12         | 30       | 74      | 310       | 272       |
|   | acres, 1987       | 5 209   | 5 414     | 2 361   | (D)        | 4 852    | 3 942   | 47 588    | 76 014    |
|   | 1982              | 23 011  | 16 895    | 7 478   | 2 047      | 8 950    | 14 622  | 59 660    | 129 427   |
|   | bushels, 1987     | 102 285 | 85 982    | 60 284  | (D)        | 89 905   | 55 424  | 901 379   | 1 593 329 |
|   | 1982              | 470 160 | 343 833   | 138 727 | 43 954     | 202 461  | 311 235 | 1 461 396 | 3 257 542 |
| Irrigated   | farms, 1987       | -       | 1         | -       | -          | -        | -       | 1         | 64        |
|   | 1982              | -       | -         | -       | -          | -        | -       | 1         | 40        |
|   | acres, 1987       | -       | (D)       | -       | -          | -        | -       | (D)       | 17 337    |
|   | 1982              | -       | -         | -       | -          | -        | (D)     | -         | 13 193    |
| 1987 farms by acres harvested:  |                   |         |           |         |            |          |         |           |           |
|   | 1 to 24 acres     | -       | 16        | 2       | -          | 1        | 3       | 36        | 14        |
|   | 25 to 99 acres    | -       | 26        | 3       | 1          | 7        | 17      | 77        | 43        |
|   | 100 to 249 acres  | 5       | 8         | 9       | 2          | 2        | 7       | 42        | 51        |
|   | 250 acres or more | 8       | 6         | 2       | -          | 4        | 3       | 51        | 110       |
| Hay—alfalfa, other tame, small grain, wild, grass silage, green chop, etc. (see text) | farms, 1987       | 271     | 219       | 150     | 245        | 183      | 357     | 283       | 17        |
|   | 1982              | 341     | 237       | 217     | 300        | 209      | 422     | 321       | 17        |
|   | acres, 1987       | 9 380   | 7 581     | 5 455   | 11 191     | 4 714    | 9 932   | 9 347     | 990       |
|   | 1982              | 10 733  | 7 756     | 7 550   | 9 266      | 4 727    | 9 724   | 8 664     | 830       |
|   | tons, dry, 1987   | 17 729  | 10 447    | 12 585  | 19 584     | 11 853   | 20 871  | 19 470    | (D)       |
|   | 1982              | 18 720  | 13 141    | 16 452  | 16 671     | 9 148    | 20 176  | 15 748    | 1 837     |
| Irrigated   | farms, 1987       | 5       | 1         | -       | 2          | 2        | 2       | -         | 1         |
|   | 1982              | 1       | -         | -       | 1          | 4        | -       | -         | -         |
|   | acres, 1987       | 64      | (D)       | (D)     | (D)        | (D)      | (D)     | -         | (D)       |
|   | 1982              | (D)     | -         | -       | (D)        | 21       | -       | -         | -         |
| 1987 farms by acres harvested:  |                   |         |           |         |            |          |         |           |           |
|   | 1 to 24 acres     | 138     | 119       | 81      | 143        | 121      | 214     | 155       | 4         |
|   | 25 to 99 acres    | 118     | 82        | 61      | 87         | 56       | 127     | 110       | 12        |
|   | 100 to 249 acres  | 13      | 17        | 5       | 10         | 5        | 14      | 17        | -         |
|   | 250 acres or more | 2       | 1         | 3       | 5          | 1        | 2       | 1         | 1         |

**Table 15. Selected Crops: 1987 and 1982—Con.**

[For meaning of abbreviations and symbols, see introductory text]

| Crop  | Lincoln | Lowndes   | Madison   | Marion | Marshall  | Monroe    | Montgomery | Neshoba |
|---|---------|-----------|-----------|--------|-----------|-----------|------------|---------|
| Harvested cropland ----- farms, 1987 ..   | 364     | 263       | 345       | 412    | 380       | 440       | 229        | 546     |
| ----- farms, 1982 ..  | 413     | 378       | 413       | 522    | 485       | 583       | 275        | 657     |
| ----- acres, 1987 ..  | 16 832  | 55 758    | 61 209    | 15 884 | 60 961    | 90 025    | 24 601     | 19 515  |
| ----- acres, 1982 ..  | 28 188  | 93 632    | 103 974   | 21 857 | 81 719    | 113 768   | 37 449     | 25 603  |
| Irrigated ----- farms, 1987 ..  | 9       | 9         | 16        | 12     | 6         | 19        | 4          | 11      |
| ----- farms, 1982 ..  | 5       | 10        | 9         | 10     | 5         | 15        | 3          | 9       |
| ----- acres, 1987 ..  | (D)     | (D)       | (D)       | 41     | 16        | 864       | (D)        | (D)     |
| ----- acres, 1982 ..  | (D)     | (D)       | (D)       | (D)    | 32        | (D)       | 9          | (D)     |
| Corn for grain or seed ----- farms, 1987 ..   | 32      | 58        | 46        | 77     | 106       | 91        | 79         | 40      |
| ----- farms, 1982 ..  | 43      | 76        | 80        | 115    | 100       | 66        | 91         | 111     |
| ----- acres, 1987 ..  | 2 076   | 915       | 2 976     | 1 166  | 2 795     | 4 509     | 1 202      | 599     |
| ----- acres, 1982 ..  | 945     | 623       | 1 740     | 1 275  | 690       | 1 328     | 2 623      | 973     |
| ----- bushels, 1987 ..  | 185 583 | 59 367    | 238 080   | 58 538 | 244 621   | 310 849   | 102 902    | 22 747  |
| ----- bushels, 1982 ..  | 77 530  | 31 762    | 142 349   | 59 412 | 38 706    | 97 276    | 202 242    | 52 234  |
| Irrigated ----- farms, 1987 ..  | -       | 1         | -         | 2      | -         | 1         | 2          | -       |
| ----- farms, 1982 ..  | -       | 3         | 2         | 6      | -         | 5         | -          | 1       |
| ----- acres, 1987 ..  | -       | (D)       | -         | (D)    | -         | (D)       | (D)        | -       |
| ----- acres, 1982 ..  | -       | (D)       | (D)       | 171    | -         | (D)       | -          | (D)     |
| 1987 farms by acres harvested:  |         |           |           |        |           |           |            |         |
| 1 to 24 acres -----   | 18      | 47        | 35        | 68     | 86        | 56        | 68         | 33      |
| 25 to 99 acres -----  | 6       | 10        | 5         | 7      | 13        | 21        | 9          | 7       |
| 100 to 249 acres -----  | 7       | 1         | 1         | 2      | 5         | 11        | 2          | -       |
| 250 acres or more -----   | 1       | -         | 5         | -      | 2         | 3         | -          | -       |
| Wheat for grain ----- farms, 1987 ..  | 4       | 53        | 25        | 17     | 25        | 84        | 5          | 4       |
| ----- farms, 1982 ..  | 34      | 109       | 34        | 13     | 48        | 110       | 14         | 7       |
| ----- acres, 1987 ..  | 331     | 6 512     | 3 699     | 792    | 1 998     | 7 366     | 97         | 36      |
| ----- acres, 1982 ..  | 3 922   | 30 723    | 6 659     | 1 802  | 6 647     | 13 608    | 1 039      | 859     |
| ----- bushels, 1987 ..  | 11 415  | 237 087   | 127 385   | 23 192 | 66 335    | 227 292   | 2 640      | 1 600   |
| ----- bushels, 1982 ..  | 125 524 | 1 004 306 | 212 536   | 51 289 | 193 722   | 462 040   | 30 537     | 21 223  |
| Irrigated ----- farms, 1987 ..  | -       | -         | -         | -      | -         | -         | -          | -       |
| ----- farms, 1982 ..  | -       | -         | -         | -      | -         | -         | -          | -       |
| ----- acres, 1987 ..  | -       | -         | -         | -      | -         | -         | -          | -       |
| ----- acres, 1982 ..  | -       | -         | -         | -      | -         | -         | -          | -       |
| 1987 farms by acres harvested:  |         |           |           |        |           |           |            |         |
| 1 to 24 acres -----   | -       | 4         | 2         | 6      | 2         | 21        | 4          | 4       |
| 25 to 99 acres -----  | 3       | 24        | 12        | 10     | 13        | 40        | 1          | -       |
| 100 to 249 acres -----  | 1       | 17        | 5         | 1      | 10        | 18        | -          | -       |
| 250 acres or more -----   | -       | 8         | 6         | -      | -         | 5         | -          | -       |
| Rice ----- farms, 1987 ..   | -       | -         | -         | -      | -         | -         | -          | -       |
| ----- farms, 1982 ..  | -       | -         | -         | -      | -         | -         | 1          | -       |
| ----- acres, 1987 ..  | -       | -         | -         | -      | -         | -         | (D)        | -       |
| ----- acres, 1982 ..  | -       | -         | -         | -      | -         | -         | (D)        | -       |
| ----- cwt, 1987 ..  | -       | -         | -         | -      | -         | -         | -          | -       |
| ----- cwt, 1982 ..  | -       | -         | -         | -      | -         | -         | (D)        | -       |
| Irrigated ----- farms, 1987 ..  | -       | -         | -         | -      | -         | -         | 1          | -       |
| ----- farms, 1982 ..  | -       | -         | -         | -      | -         | -         | (D)        | -       |
| ----- acres, 1987 ..  | -       | -         | -         | -      | -         | -         | -          | -       |
| ----- acres, 1982 ..  | -       | -         | -         | -      | -         | -         | (D)        | -       |
| 1987 farms by acres harvested:  |         |           |           |        |           |           |            |         |
| 1 to 24 acres -----   | -       | -         | -         | -      | -         | -         | -          | -       |
| 25 to 99 acres -----  | -       | -         | -         | -      | -         | -         | -          | -       |
| 100 to 249 acres -----  | -       | -         | -         | -      | -         | -         | -          | -       |
| 250 acres or more -----   | -       | -         | -         | -      | -         | -         | -          | -       |
| Cotton ----- farms, 1987 ..   | -       | 31        | 102       | -      | 136       | 57        | 78         | -       |
| ----- farms, 1982 ..  | -       | 15        | 93        | 1      | 147       | 35        | 54         | -       |
| ----- acres, 1987 ..  | -       | 4 848     | 33 630    | -      | 21 098    | 9 917     | 10 130     | -       |
| ----- acres, 1982 ..  | -       | 1 567     | 38 030    | (D)    | 20 281    | 5 189     | 7 009      | -       |
| ----- bales, 1987 ..  | -       | 3 726     | 43 080    | -      | 27 251    | 10 212    | 13 881     | -       |
| ----- bales, 1982 ..  | -       | 2 423     | 60 159    | (D)    | 24 517    | 8 901     | 11 371     | -       |
| Irrigated ----- farms, 1987 ..  | -       | 1         | 3         | -      | -         | 6         | 1          | -       |
| ----- farms, 1982 ..  | -       | -         | 1         | -      | -         | 6         | -          | -       |
| ----- acres, 1987 ..  | -       | (D)       | (D)       | -      | -         | 524       | (D)        | -       |
| ----- acres, 1982 ..  | -       | -         | (D)       | -      | -         | 407       | -          | -       |
| 1987 farms by acres harvested:  |         |           |           |        |           |           |            |         |
| 1 to 24 acres -----   | -       | 6         | 10        | -      | 38        | 13        | 27         | -       |
| 25 to 99 acres -----  | -       | 10        | 18        | -      | 43        | 17        | 18         | -       |
| 100 to 249 acres -----  | -       | 8         | 36        | -      | 21        | 9         | 18         | -       |
| 250 acres or more -----   | -       | 7         | 38        | -      | 34        | 18        | 15         | -       |
| Soybeans for beans ----- farms, 1987 ..   | 8       | 119       | 52        | 3      | 113       | 205       | 53         | 10      |
| ----- farms, 1982 ..  | 44      | 191       | 157       | 26     | 204       | 364       | 91         | 13      |
| ----- acres, 1987 ..  | 1 206   | 39 102    | 11 734    | 950    | 23 471    | 57 864    | 6 017      | 757     |
| ----- acres, 1982 ..  | 13 170  | 70 380    | 50 825    | 2 487  | 42 313    | 91 773    | 16 508     | 2 118   |
| ----- bushels, 1987 ..  | 24 492  | 739 730   | 204 127   | 18 550 | 419 081   | 1 055 129 | 82 057     | 12 863  |
| ----- bushels, 1982 ..  | 302 166 | 1 417 338 | 1 129 338 | 56 073 | 1 057 776 | 2 200 368 | 354 243    | 61 595  |
| Irrigated ----- farms, 1987 ..  | -       | 1         | -         | -      | -         | 2         | 1          | 4       |
| ----- farms, 1982 ..  | -       | 5         | -         | -      | -         | 4         | -          | -       |
| ----- acres, 1987 ..  | -       | (D)       | -         | -      | -         | (D)       | (D)        | 260     |
| ----- acres, 1982 ..  | -       | 373       | -         | -      | -         | 260       | -          | -       |
| 1987 farms by acres harvested:  |         |           |           |        |           |           |            |         |
| 1 to 24 acres -----   | -       | 13        | 6         | -      | 14        | 28        | 13         | 1       |
| 25 to 99 acres -----  | 3       | 27        | 12        | 2      | 36        | 71        | 20         | 7       |
| 100 to 249 acres -----  | 3       | 27        | 16        | -      | 32        | 46        | 15         | 2       |
| 250 acres or more -----   | 2       | 52        | 18        | 1      | 31        | 60        | 5          | -       |
| Hay—alfalfa, other tame, small grain, wild,<br>grass silage, green chop, etc. (see text) ----- farms, 1987 .. | 328     | 126       | 230       | 331    | 215       | 242       | 144        | 526     |
| ----- farms, 1982 ..  | 337     | 163       | 213       | 414    | 260       | 294       | 166        | 591     |
| ----- acres, 1987 ..  | 12 069  | 5 821     | 9 200     | 11 888 | 9 754     | 9 954     | 5 835      | 17 827  |
| ----- acres, 1982 ..  | 11 051  | 7 139     | 8 220     | 15 053 | 10 491    | 9 779     | 7 157      | 20 673  |
| ----- tons, dry, 1987 ..  | 25 052  | (D)       | 16 502    | 22 738 | 17 133    | 19 632    | 11 859     | 32 343  |
| ----- tons, dry, 1982 ..  | 21 473  | 13 155    | 15 566    | 24 863 | 18 312    | 22 541    | 14 236     | 36 730  |
| Irrigated ----- farms, 1987 ..  | 3       | 1         | 2         | 1      | 3         | 2         | 1          | 7       |
| ----- farms, 1982 ..  | 1       | 1         | -         | 1      | -         | 1         | -          | 5       |
| ----- acres, 1987 ..  | (D)     | (D)       | (D)       | (D)    | 9         | (D)       | (D)        | 134     |
| ----- acres, 1982 ..  | (D)     | (D)       | -         | (D)    | -         | (D)       | -          | 68      |
| 1987 farms by acres harvested:  |         |           |           |        |           |           |            |         |
| 1 to 24 acres -----   | 170     | 64        | 123       | 192    | 111       | 139       | 63         | 290     |
| 25 to 99 acres -----  | 130     | 43        | 80        | 115    | 88        | 77        | 69         | 204     |
| 100 to 249 acres -----  | 24      | 15        | 22        | 18     | 11        | 19        | 11         | 29      |
| 250 acres or more -----   | 4       | 4         | 5         | 6      | 5         | 7         | 1          | 3       |

**Table 15. Selected Crops: 1987 and 1982—Con.**

[For meaning of abbreviations and symbols, see introductory text]

| Crop   | Newton  | Noxubee   | Oktibbeha | Panola    | Pearl River | Perry   | Pike    | Pontotoc  |
|--|---------|-----------|-----------|-----------|-------------|---------|---------|-----------|
| Harvested cropland ----- farms, 1987 ..  | 416     | 327       | 263       | 475       | 349         | 134     | 361     | 475       |
| ----- farms, 1982 ..   | 551     | 419       | 345       | 601       | 434         | 212     | 404     | 659       |
| ----- acres, 1987 ..   | 22 289  | 104 566   | 27 235    | 95 412    | 31 911      | 7 880   | 23 318  | 57 470    |
| ----- acres, 1982 ..   | 32 059  | 140 208   | 47 375    | 156 073   | 37 780      | 12 584  | 27 221  | 92 203    |
| Irrigated ----- farms, 1987 ..   | 6       | 22        | 9         | 17        | 31          | 4       | 14      | 3         |
| ----- farms, 1982 ..   | 4       | 6         | 11        | 19        | 21          | 6       | 11      | 5         |
| ----- acres, 1987 ..   | (D)     | 1 701     | 112       | 4 198     | (D)         | (D)     | 193     | (D)       |
| ----- acres, 1982 ..   | (D)     | 587       | (D)       | (D)       | (D)         | (D)     | 390     | (D)       |
| Corn for grain or seed ----- farms, 1987 ..  | 32      | 56        | 22        | 59        | 28          | 30      | 48      | 118       |
| ----- farms, 1982 ..   | 96      | 52        | 32        | 72        | 51          | 49      | 77      | 101       |
| ----- acres, 1987 ..   | 207     | 4 271     | 635       | 1 926     | 397         | 465     | 1 788   | 2 866     |
| ----- acres, 1982 ..   | 1 039   | 1 236     | 549       | 957       | 878         | 900     | 1 438   | 1 849     |
| ----- bushels, 1987 ..   | 15 192  | 341 195   | 45 667    | 191 852   | 24 225      | 30 150  | 116 040 | 219 102   |
| ----- bushels, 1982 ..   | 51 777  | 107 932   | 43 091    | 69 603    | 34 466      | 48 287  | 73 753  | 118 654   |
| Irrigated ----- farms, 1987 ..   | 1       | 5         | -         | 2         | -           | -       | -       | -         |
| ----- farms, 1982 ..   | 1       | 2         | -         | -         | 4           | 1       | -       | 2         |
| ----- acres, 1987 ..   | (D)     | 518       | -         | (D)       | -           | -       | -       | -         |
| ----- acres, 1982 ..   | (D)     | (D)       | -         | -         | (D)         | (D)     | -       | (D)       |
| 1987 farms by acres harvested:   |         |           |           |           |             |         |         |           |
| 1 to 24 acres -----  | 30      | 18        | 16        | 47        | 20          | 25      | 31      | 87        |
| 25 to 99 acres -----   | 2       | 22        | 4         | 6         | 8           | 4       | 10      | 24        |
| 100 to 249 acres -----   | -       | 14        | 2         | 3         | -           | 1       | 6       | 6         |
| 250 acres or more -----  | -       | 2         | -         | 3         | -           | -       | 1       | 1         |
| Wheat for grain ----- farms, 1987 ..   | 5       | 54        | 1         | 43        | 24          | 8       | 18      | 29        |
| ----- farms, 1982 ..   | 7       | 172       | 28        | 135       | 37          | 9       | 36      | 150       |
| ----- acres, 1987 ..   | 275     | 5 128     | (D)       | 8 373     | 6 439       | 1 278   | 1 811   | 2 026     |
| ----- acres, 1982 ..   | 610     | 29 837    | 5 847     | 31 782    | 5 786       | 1 807   | 4 136   | 15 047    |
| ----- bushels, 1987 ..   | 9 210   | 173 594   | (D)       | 247 469   | 135 183     | 70 420  | 64 325  | 54 984    |
| ----- bushels, 1982 ..   | 18 528  | 1 103 858 | 182 651   | 1 014 531 | 145 232     | 60 463  | 123 025 | 432 351   |
| Irrigated ----- farms, 1987 ..   | -       | -         | -         | -         | -           | -       | -       | -         |
| ----- farms, 1982 ..   | -       | -         | -         | 1         | -           | -       | -       | -         |
| ----- acres, 1987 ..   | -       | -         | -         | (D)       | -           | -       | -       | -         |
| ----- acres, 1982 ..   | -       | -         | -         | -         | -           | -       | -       | -         |
| 1987 farms by acres harvested:   |         |           |           |           |             |         |         |           |
| 1 to 24 acres -----  | 1       | 7         | 1         | 6         | 3           | 1       | 2       | 7         |
| 25 to 99 acres -----   | 3       | 26        | -         | 10        | 9           | 3       | 6       | 14        |
| 100 to 249 acres -----   | 1       | 17        | -         | 16        | 4           | 2       | 10      | 7         |
| 250 acres or more -----  | 4       | 4         | -         | 11        | 8           | 2       | -       | 1         |
| Rice ----- farms, 1987 ..  | -       | -         | -         | 9         | -           | -       | -       | -         |
| ----- farms, 1982 ..   | -       | 1         | -         | 8         | -           | -       | -       | -         |
| ----- acres, 1987 ..   | -       | (D)       | -         | 1 681     | -           | -       | -       | -         |
| ----- acres, 1982 ..   | -       | (D)       | -         | 2 259     | -           | -       | -       | -         |
| ----- cwt, 1987 ..   | -       | (D)       | -         | 56 414    | -           | -       | -       | -         |
| ----- cwt, 1982 ..   | -       | (D)       | -         | 104 670   | -           | -       | -       | -         |
| Irrigated ----- farms, 1987 ..   | -       | -         | -         | 9         | -           | -       | -       | -         |
| ----- farms, 1982 ..   | -       | -         | -         | 8         | -           | -       | -       | -         |
| ----- acres, 1987 ..   | -       | -         | -         | 1 681     | -           | -       | -       | -         |
| ----- acres, 1982 ..   | -       | (D)       | -         | 2 259     | -           | -       | -       | -         |
| 1987 farms by acres harvested:   |         |           |           |           |             |         |         |           |
| 1 to 24 acres -----  | -       | -         | -         | -         | -           | -       | -       | -         |
| 25 to 99 acres -----   | -       | -         | -         | 3         | -           | -       | -       | -         |
| 100 to 249 acres -----   | -       | -         | -         | 3         | -           | -       | -       | -         |
| 250 acres or more -----  | -       | -         | -         | 3         | -           | -       | -       | -         |
| Cotton ----- farms, 1987 ..  | -       | 7         | 4         | 158       | -           | -       | -       | 126       |
| ----- farms, 1982 ..   | -       | 1         | 3         | 170       | -           | -       | 1       | 119       |
| ----- acres, 1987 ..   | -       | (D)       | 277       | 29 900    | -           | -       | -       | 10 302    |
| ----- acres, 1982 ..   | -       | (D)       | (D)       | 37 403    | -           | -       | (D)     | 8 288     |
| ----- bales, 1987 ..   | -       | 1 167     | (D)       | 44 572    | -           | -       | -       | 11 582    |
| ----- bales, 1982 ..   | -       | (D)       | (D)       | 52 460    | -           | -       | (D)     | 9 068     |
| Irrigated ----- farms, 1987 ..   | -       | 2         | 1         | 5         | -           | -       | -       | -         |
| ----- farms, 1982 ..   | -       | -         | 1         | 2         | -           | -       | -       | -         |
| ----- acres, 1987 ..   | -       | (D)       | (D)       | 934       | -           | -       | -       | -         |
| ----- acres, 1982 ..   | -       | -         | (D)       | (D)       | -           | -       | -       | -         |
| 1987 farms by acres harvested:   |         |           |           |           |             |         |         |           |
| 1 to 24 acres -----  | -       | 2         | 2         | 33        | -           | -       | -       | 54        |
| 25 to 99 acres -----   | -       | 1         | 1         | 45        | -           | -       | -       | 34        |
| 100 to 249 acres -----   | -       | 1         | 1         | 41        | -           | -       | -       | 28        |
| 250 acres or more -----  | -       | 3         | -         | 38        | -           | -       | -       | 10        |
| Soybeans for beans ----- farms, 1987 ..  | 12      | 190       | 39        | 163       | 21          | 10      | 15      | 235       |
| ----- farms, 1982 ..   | 33      | 263       | 96        | 298       | 74          | 33      | 53      | 428       |
| ----- acres, 1987 ..   | 7 038   | 80 695    | 11 998    | 44 131    | 14 944      | 3 254   | 3 239   | 34 931    |
| ----- acres, 1982 ..   | 11 711  | 107 200   | 27 672    | 92 814    | 21 961      | 6 444   | 8 498   | 67 350    |
| ----- bushels, 1987 ..   | 181 510 | 1 840 206 | 244 889   | 709 519   | 280 570     | 75 356  | 73 342  | 595 511   |
| ----- bushels, 1982 ..   | 301 116 | 2 514 867 | 645 022   | 1 843 476 | 542 700     | 119 321 | 174 374 | 1 521 427 |
| Irrigated ----- farms, 1987 ..   | 1       | 7         | -         | 3         | -           | -       | -       | -         |
| ----- farms, 1982 ..   | 1       | -         | 1         | 3         | -           | -       | 1       | 1         |
| ----- acres, 1987 ..   | (D)     | 376       | (D)       | 1 180     | -           | -       | -       | -         |
| ----- acres, 1982 ..   | (D)     | -         | (D)       | 639       | -           | -       | (D)     | (D)       |
| 1987 farms by acres harvested:   |         |           |           |           |             |         |         |           |
| 1 to 24 acres -----  | -       | 11        | 8         | 19        | 1           | -       | 1       | 59        |
| 25 to 99 acres -----   | 5       | 41        | 5         | 52        | 6           | 3       | 4       | 92        |
| 100 to 249 acres -----   | 1       | 40        | 10        | 33        | 2           | 2       | 3       | 56        |
| 250 acres or more -----  | 6       | 98        | 16        | 59        | 12          | 5       | 7       | 28        |
| Hay—alfalfa, other tame, small grain, wild, grass silage, green chop, etc. (see text) ----- farms, 1987 .. | 385     | 162       | 217       | 298       | 242         | 103     | 309     | 240       |
| ----- farms, 1982 ..   | 476     | 201       | 257       | 340       | 287         | 146     | 291     | 309       |
| ----- acres, 1987 ..   | 13 247  | 9 341     | 12 527    | 11 497    | 10 284      | 3 262   | 16 364  | 5 982     |
| ----- acres, 1982 ..   | 16 131  | 12 045    | 13 299    | 11 013    | 9 306       | 4 160   | 13 545  | 6 790     |
| ----- tons, dry, 1987 ..   | 26 889  | 17 564    | 20 275    | 18 725    | 16 847      | 5 510   | 30 428  | 9 613     |
| ----- tons, dry, 1982 ..   | 33 719  | 30 037    | 25 662    | 20 074    | 14 569      | 6 918   | 25 603  | 13 919    |
| Irrigated ----- farms, 1987 ..   | 2       | 3         | 2         | 1         | 4           | -       | 1       | -         |
| ----- farms, 1982 ..   | 1       | 1         | 1         | 1         | 1           | -       | 4       | 1         |
| ----- acres, 1987 ..   | (D)     | (D)       | (D)       | (D)       | 64          | -       | (D)     | -         |
| ----- acres, 1982 ..   | (D)     | (D)       | (D)       | (D)       | (D)         | -       | 166     | (D)       |
| 1987 farms by acres harvested:   |         |           |           |           |             |         |         |           |
| 1 to 24 acres -----  | 206     | 71        | 90        | 166       | 133         | 65      | 134     | 164       |
| 25 to 99 acres -----   | 149     | 65        | 96        | 104       | 93          | 33      | 124     | 70        |
| 100 to 249 acres -----   | 28      | 22        | 22        | 22        | 11          | 4       | 46      | 5         |
| 250 acres or more -----  | 2       | 4         | 9         | 6         | 5           | 1       | 5       | 1         |

**Table 15. Selected Crops: 1987 and 1982—Con.**

[For meaning of abbreviations and symbols, see introductory text]

| Crop  | Prentiss  | Quitman   | Rankin  | Scott   | Sharkey   | Simpson | Smith   | Stone   |
|---|-----------|-----------|---------|---------|-----------|---------|---------|---------|
| Harvested cropland ----- farms, 1987 ..   | 323       | 241       | 350     | 450     | 117       | 354     | 404     | 160     |
| ----- farms, 1982 ..  | 486       | 312       | 439     | 542     | 158       | 508     | 512     | 206     |
| ----- acres, 1987 ..  | 40 558    | 145 048   | 29 060  | 21 627  | 133 558   | 13 841  | 12 567  | 5 602   |
| ----- acres, 1982 ..  | 63 869    | 175 698   | 37 750  | 38 359  | 180 276   | 28 760  | 20 267  | 11 497  |
| Irrigated ----- farms, 1987 ..  | 1         | 85        | 8       | 8       | 32        | 12      | 4       | 9       |
| ----- farms, 1982 ..  | -         | 74        | 6       | 3       | 27        | 7       | 6       | 4       |
| ----- acres, 1987 ..  | (D)       | (D)       | (D)     | 81      | 10 857    | (D)     | (D)     | (D)     |
| ----- acres, 1982 ..  | -         | (D)       | (D)     | 9       | 9 198     | 28      | (D)     | (D)     |
| Corn for grain or seed ----- farms, 1987 ..   | 74        | 8         | 31      | 40      | 3         | 61      | 38      | 26      |
| ----- farms, 1982 ..  | 100       | 4         | 54      | 89      | 2         | 106     | 57      | 50      |
| ----- acres, 1987 ..  | 3 682     | 749       | 724     | 352     | (D)       | 1 684   | 328     | 668     |
| ----- acres, 1982 ..  | 1 387     | (D)       | 495     | 941     | (D)       | 1 385   | 400     | 2 203   |
| ----- bushels, 1987 ..  | 296 939   | 69 754    | 59 627  | 25 641  | (D)       | 116 379 | 14 031  | 55 813  |
| ----- bushels, 1982 ..  | 99 459    | 745       | 29 338  | 59 869  | (D)       | 58 582  | 16 909  | 126 599 |
| Irrigated ----- farms, 1987 ..  | -         | 2         | -       | -       | 1         | 3       | -       | -       |
| ----- farms, 1982 ..  | -         | -         | -       | -       | 1         | -       | -       | -       |
| ----- acres, 1987 ..  | -         | (D)       | -       | -       | (D)       | 7       | -       | -       |
| ----- acres, 1982 ..  | -         | -         | -       | -       | (D)       | (D)     | -       | -       |
| 1987 farms by acres harvested:  |           |           |         |         |           |         |         |         |
| 1 to 24 acres -----   | 48        | 1         | 22      | 39      | 2         | 48      | 35      | 20      |
| 25 to 99 acres -----  | 9         | 3         | 7       | -       | 1         | 9       | 3       | 3       |
| 100 to 249 acres -----  | 14        | 4         | 2       | 1       | -         | 1       | -       | 3       |
| 250 acres or more -----   | 3         | -         | -       | -       | -         | 3       | -       | -       |
| Wheat for grain ----- farms, 1987 ..  | 19        | 106       | 13      | 1       | 47        | 2       | 10      | 4       |
| ----- farms, 1982 ..  | 75        | 189       | 35      | 13      | 75        | 41      | 20      | 7       |
| ----- acres, 1987 ..  | 1 643     | 12 844    | 1 393   | (D)     | 7 465     | (D)     | 757     | 662     |
| ----- acres, 1982 ..  | 9 825     | 38 536    | 4 794   | 2 341   | 27 677    | 4 886   | 2 142   | 462     |
| ----- bushels, 1987 ..  | 52 786    | 372 568   | 35 492  | (D)     | 244 027   | (D)     | 18 806  | 12 104  |
| ----- bushels, 1982 ..  | 209 654   | 1 484 057 | 175 814 | 77 160  | 1 143 563 | 153 074 | 59 819  | 13 490  |
| Irrigated ----- farms, 1987 ..  | -         | 2         | -       | -       | -         | -       | -       | -       |
| ----- farms, 1982 ..  | -         | -         | -       | -       | -         | -       | -       | -       |
| ----- acres, 1987 ..  | -         | (D)       | -       | -       | -         | -       | -       | -       |
| ----- acres, 1982 ..  | -         | -         | -       | -       | -         | -       | -       | -       |
| 1987 farms by acres harvested:  |           |           |         |         |           |         |         |         |
| 1 to 24 acres -----   | 8         | 17        | 2       | 1       | 6         | -       | 4       | -       |
| 25 to 99 acres -----  | 6         | 48        | 6       | -       | 14        | -       | 1       | -       |
| 100 to 249 acres -----  | 4         | 30        | 4       | -       | 19        | 1       | 5       | 3       |
| 250 acres or more -----   | 1         | 11        | 1       | -       | 8         | 1       | -       | 1       |
| Rice ----- farms, 1987 ..   | -         | 50        | -       | -       | 25        | -       | -       | -       |
| ----- farms, 1982 ..  | -         | 52        | -       | -       | 21        | -       | 1       | -       |
| ----- acres, 1987 ..  | -         | 12 728    | -       | -       | 6 487     | -       | -       | -       |
| ----- acres, 1982 ..  | -         | 16 078    | -       | -       | 6 261     | -       | (D)     | -       |
| ----- cwt, 1987 ..  | -         | 627 071   | -       | -       | 348 753   | -       | -       | -       |
| ----- cwt, 1982 ..  | -         | 670 312   | -       | -       | 271 377   | -       | (D)     | -       |
| Irrigated ----- farms, 1987 ..  | -         | 50        | -       | -       | 25        | -       | -       | -       |
| ----- farms, 1982 ..  | -         | 52        | -       | -       | 21        | -       | 1       | -       |
| ----- acres, 1987 ..  | -         | 12 728    | -       | -       | 6 487     | -       | -       | -       |
| ----- acres, 1982 ..  | -         | 16 078    | -       | -       | 6 261     | -       | (D)     | -       |
| 1987 farms by acres harvested:  |           |           |         |         |           |         |         |         |
| 1 to 24 acres -----   | -         | 4         | -       | -       | -         | -       | -       | -       |
| 25 to 99 acres -----  | -         | 8         | -       | -       | 4         | -       | -       | -       |
| 100 to 249 acres -----  | -         | 24        | -       | -       | 13        | -       | -       | -       |
| 250 acres or more -----   | -         | 14        | -       | -       | 8         | -       | -       | -       |
| Cotton ----- farms, 1987 ..   | 47        | 152       | 34      | 15      | 74        | -       | -       | -       |
| ----- farms, 1982 ..  | 34        | 117       | 31      | 20      | 69        | 2       | 1       | -       |
| ----- acres, 1987 ..  | 5 891     | 36 154    | 6 992   | 1 617   | (D)       | -       | -       | -       |
| ----- acres, 1982 ..  | 3 008     | 31 173    | 5 861   | 2 368   | 32 578    | (D)     | (D)     | -       |
| ----- bales, 1987 ..  | 5 603     | 60 258    | 9 529   | 2 144   | 71 582    | -       | -       | -       |
| ----- bales, 1982 ..  | 3 176     | 54 611    | 9 262   | 3 725   | 62 198    | (D)     | (D)     | -       |
| Irrigated ----- farms, 1987 ..  | -         | 31        | 1       | -       | 10        | -       | -       | -       |
| ----- farms, 1982 ..  | -         | 11        | -       | -       | 4         | -       | -       | -       |
| ----- acres, 1987 ..  | -         | 10 124    | (D)     | -       | 1 168     | -       | -       | -       |
| ----- acres, 1982 ..  | -         | 3 862     | -       | -       | 512       | -       | -       | -       |
| 1987 farms by acres harvested:  |           |           |         |         |           |         |         |         |
| 1 to 24 acres -----   | 21        | 18        | -       | 1       | 6         | -       | -       | -       |
| 25 to 99 acres -----  | 8         | 43        | 11      | 8       | 12        | -       | -       | -       |
| 100 to 249 acres -----  | 12        | 47        | 11      | 4       | 21        | -       | -       | -       |
| 250 acres or more -----   | 6         | 44        | 12      | 2       | 35        | -       | -       | -       |
| Soybeans for beans ----- farms, 1987 ..   | 162       | 216       | 47      | 25      | 108       | 12      | 10      | 7       |
| ----- farms, 1982 ..  | 319       | 294       | 69      | 81      | 154       | 47      | 35      | 23      |
| ----- acres, 1987 ..  | 24 807    | 78 932    | 7 541   | 6 278   | 83 095    | 2 138   | 963     | 690     |
| ----- acres, 1982 ..  | 48 954    | 120 830   | 17 826  | 20 905  | 130 691   | 11 822  | 6 676   | 5 099   |
| ----- bushels, 1987 ..  | 350 808   | 1 185 279 | 172 465 | 166 650 | 1 919 151 | 49 374  | 17 075  | 18 684  |
| ----- bushels, 1982 ..  | 1 028 758 | 2 647 497 | 434 738 | 548 701 | 3 242 202 | 247 828 | 142 156 | 116 784 |
| Irrigated ----- farms, 1987 ..  | -         | 35        | -       | -       | 11        | -       | -       | -       |
| ----- farms, 1982 ..  | -         | 27        | 2       | -       | 9         | -       | 2       | -       |
| ----- acres, 1987 ..  | -         | 9 406     | -       | -       | 3 130     | -       | -       | -       |
| ----- acres, 1982 ..  | -         | 4 347     | (D)     | -       | 2 380     | -       | (D)     | -       |
| 1987 farms by acres harvested:  |           |           |         |         |           |         |         |         |
| 1 to 24 acres -----   | 49        | 17        | 1       | 2       | 8         | 3       | 4       | 3       |
| 25 to 99 acres -----  | 61        | 57        | 19      | 9       | 10        | 4       | 3       | -       |
| 100 to 249 acres -----  | 14        | 44        | 20      | 6       | 15        | 3       | 2       | 4       |
| 250 acres or more -----   | 38        | 98        | 7       | 8       | 75        | 2       | 1       | -       |
| Hay—alfalfa, other tame, small grain, wild,<br>grass silage, green chop, etc. (see text) ----- farms, 1987 .. | 171       | 5         | 287     | 403     | -         | 285     | 361     | 116     |
| ----- farms, 1982 ..  | 205       | 8         | 331     | 437     | 6         | 374     | 440     | 135     |
| ----- acres, 1987 ..  | 3 595     | (D)       | 12 434  | 13 165  | -         | 8 706   | 9 520   | 2 991   |
| ----- acres, 1982 ..  | 4 618     | 589       | 10 817  | 12 676  | 317       | 10 182  | 11 627  | 3 253   |
| ----- tons, dry, 1987 ..  | 6 146     | (D)       | 26 529  | 29 031  | -         | 16 763  | 19 239  | (D)     |
| ----- tons, dry, 1982 ..  | 7 979     | 810       | 21 737  | 27 618  | 586       | 17 710  | 21 829  | 5 161   |
| Irrigated ----- farms, 1987 ..  | -         | 1         | -       | 2       | -         | 2       | 1       | -       |
| ----- farms, 1982 ..  | -         | -         | 2       | -       | -         | 3       | -       | -       |
| ----- acres, 1987 ..  | -         | (D)       | -       | (D)     | -         | (D)     | (D)     | -       |
| ----- acres, 1982 ..  | -         | -         | (D)     | -       | -         | 9       | -       | -       |
| 1987 farms by acres harvested:  |           |           |         |         |           |         |         |         |
| 1 to 24 acres -----   | 129       | 3         | 142     | 228     | -         | 173     | 229     | 73      |
| 25 to 99 acres -----  | 39        | 2         | 118     | 147     | -         | 97      | 119     | 40      |
| 100 to 249 acres -----  | 3         | -         | 18      | 25      | -         | 14      | 13      | 3       |
| 250 acres or more -----   | -         | -         | 9       | 3       | -         | 1       | -       | -       |



**Table 15. Selected Crops: 1987 and 1982—Con.**

[For meaning of abbreviations and symbols, see introductory text]

| Crop   | Sunflower | Tallahatchie | Tate      | Tippah  | Tishomingo | Tunica    | Union   | Walthall |
|--|-----------|--------------|-----------|---------|------------|-----------|---------|----------|
| Harvested cropland ----- farms, 1987..   | 387       | 346          | 394       | 425     | 245        | 153       | 476     | 469      |
| ----- farms, 1982..  | 411       | 422          | 453       | 540     | 307        | 163       | 628     | 607      |
| ----- acres, 1987..  | 211 493   | 195 347      | 60 932    | 28 178  | 12 626     | 191 430   | 44 135  | 29 475   |
| ----- acres, 1982..  | 292 104   | 214 039      | 77 210    | 42 583  | 16 740     | 199 830   | 62 870  | 47 146   |
| Irrigated ----- farms, 1987..  | 234       | 93           | 9         | 5       | 6          | 82        | 8       | 15       |
| ----- farms, 1982..  | 160       | 48           | 9         | -       | 2          | 71        | 4       | 4        |
| ----- acres, 1987..  | (D)       | (D)          | 852       | (D)     | (D)        | (D)       | 126     | (D)      |
| ----- acres, 1982..  | 72 308    | 25 017       | 675       | -       | (D)        | 27 697    | 24      | 78       |
| Corn for grain or seed ----- farms, 1987..   | 4         | 16           | 74        | 209     | 109        | 2         | 176     | 50       |
| ----- farms, 1982..  | 5         | 33           | 59        | 226     | 107        | -         | 178     | 86       |
| ----- acres, 1987..  | 237       | (D)          | 1 592     | 3 121   | 2 505      | (D)       | 4 973   | 1 011    |
| ----- acres, 1982..  | (D)       | 308          | 1 208     | 2 666   | 1 448      | -         | 2 228   | 2 578    |
| ----- bushels, 1987..  | 20 450    | 61 803       | 119 169   | 231 156 | 176 786    | (D)       | 381 941 | 61 131   |
| ----- bushels, 1982..  | (D)       | 12 905       | 95 579    | 167 802 | 88 711     | -         | 130 292 | 86 581   |
| Irrigated ----- farms, 1987..  | 1         | -            | -         | -       | 2          | 2         | 1       | 2        |
| ----- farms, 1982..  | 2         | -            | -         | -       | -          | -         | 1       | -        |
| ----- acres, 1987..  | (D)       | -            | -         | -       | (D)        | (D)       | (D)     | (D)      |
| ----- acres, 1982..  | (D)       | -            | -         | -       | -          | -         | (D)     | (D)      |
| 1987 farms by acres harvested:   |           |              |           |         |            |           |         |          |
| 1 to 24 acres -----  | 1         | 13           | 60        | 172     | 92         | -         | 141     | 42       |
| 25 to 99 acres -----   | 3         | 1            | 11        | 35      | 15         | 1         | 25      | 6        |
| 100 to 249 acres -----   | -         | 1            | 2         | 2       | 1          | 1         | 7       | 1        |
| 250 acres or more -----  | -         | 1            | 1         | 1       | 1          | -         | 3       | 1        |
| Wheat for grain ----- farms, 1987..  | 65        | 43           | 38        | 6       | 9          | 95        | 23      | 22       |
| ----- farms, 1982..  | 145       | 102          | 96        | 13      | 43         | 91        | 72      | 44       |
| ----- acres, 1987..  | 9 465     | 4 779        | 5 875     | 139     | 745        | 20 880    | 773     | 4 204    |
| ----- acres, 1982..  | 30 958    | 17 787       | 15 253    | 739     | 2 819      | 31 460    | 4 135   | 7 635    |
| ----- bushels, 1987..  | 277 683   | 146 067      | 183 311   | 4 700   | 23 700     | 857 234   | 18 744  | 120 017  |
| ----- bushels, 1982..  | 1 058 043 | 672 591      | 530 089   | 22 520  | 87 246     | 1 418 381 | 100 108 | 216 003  |
| Irrigated ----- farms, 1987..  | 2         | 4            | -         | -       | -          | 2         | -       | -        |
| ----- farms, 1982..  | 3         | 2            | -         | -       | -          | -         | -       | -        |
| ----- acres, 1987..  | (D)       | 310          | -         | -       | -          | (D)       | -       | -        |
| ----- acres, 1982..  | 445       | (D)          | -         | -       | -          | -         | -       | -        |
| 1987 farms by acres harvested:   |           |              |           |         |            |           |         |          |
| 1 to 24 acres -----  | 6         | 9            | 3         | 5       | -          | 12        | 10      | 2        |
| 25 to 99 acres -----   | 33        | 16           | 20        | 1       | 6          | 27        | 12      | 8        |
| 100 to 249 acres -----   | 16        | 14           | 8         | -       | 2          | 25        | 1       | 7        |
| 250 acres or more -----  | 10        | 4            | 7         | -       | 1          | 31        | -       | 5        |
| Rice ----- farms, 1987..   | 144       | 39           | 5         | -       | -          | 59        | -       | -        |
| ----- farms, 1982..  | 115       | 27           | 4         | -       | -          | 51        | -       | 1        |
| ----- acres, 1987..  | 28 604    | 8 292        | (D)       | -       | -          | 14 866    | -       | -        |
| ----- acres, 1982..  | 41 999    | 7 754        | 539       | -       | -          | 15 922    | -       | (D)      |
| ----- cwt, 1987..  | 1 620 174 | 465 970      | (D)       | -       | -          | 746 732   | -       | -        |
| ----- cwt, 1982..  | 1 674 695 | 325 329      | 20 432    | -       | -          | 659 947   | -       | (D)      |
| Irrigated ----- farms, 1987..  | 144       | 39           | 5         | -       | -          | 59        | -       | -        |
| ----- farms, 1982..  | 115       | 27           | 4         | -       | -          | 51        | -       | 1        |
| ----- acres, 1987..  | 28 604    | 8 292        | (D)       | -       | -          | 14 866    | -       | -        |
| ----- acres, 1982..  | 41 999    | 7 754        | 539       | -       | -          | 15 922    | -       | (D)      |
| 1987 farms by acres harvested:   |           |              |           |         |            |           |         |          |
| 1 to 24 acres -----  | -         | 1            | -         | -       | -          | 1         | -       | -        |
| 25 to 99 acres -----   | 41        | 5            | 2         | -       | -          | 16        | -       | -        |
| 100 to 249 acres -----   | 69        | 19           | 2         | -       | -          | 18        | -       | -        |
| 250 acres or more -----  | 34        | 14           | 1         | -       | -          | 24        | -       | -        |
| Cotton ----- farms, 1987..   | 290       | 197          | 116       | 76      | 12         | 77        | 117     | 1        |
| ----- farms, 1982..  | 209       | 177          | 122       | 39      | 4          | 53        | 125     | 1        |
| ----- acres, 1987..  | 84 180    | 70 304       | 14 866    | 4 070   | (D)        | 30 421    | 9 348   | (D)      |
| ----- acres, 1982..  | 84 695    | 65 397       | 12 597    | 1 365   | 250        | 29 352    | 8 305   | (D)      |
| ----- bales, 1987..  | 118 834   | 114 726      | 19 913    | 4 813   | 407        | 58 257    | 9 797   | (D)      |
| ----- bales, 1982..  | 126 300   | 117 510      | 16 295    | 1 607   | 243        | 50 069    | 9 084   | (D)      |
| Irrigated ----- farms, 1987..  | 127       | 55           | 1         | -       | -          | 24        | -       | -        |
| ----- farms, 1982..  | 42        | 12           | 2         | -       | -          | 11        | -       | 1        |
| ----- acres, 1987..  | 38 689    | 23 941       | -         | (D)     | -          | 4 447     | (D)     | -        |
| ----- acres, 1982..  | 13 665    | 8 386        | (D)       | -       | -          | 1 795     | -       | (D)      |
| 1987 farms by acres harvested:   |           |              |           |         |            |           |         |          |
| 1 to 24 acres -----  | 29        | 21           | 40        | 40      | 7          | 10        | 55      | 1        |
| 25 to 99 acres -----   | 75        | 46           | 29        | 25      | 3          | 15        | 31      | -        |
| 100 to 249 acres -----   | 82        | 55           | 31        | 7       | 1          | 17        | 20      | -        |
| 250 acres or more -----  | 104       | 75           | 16        | 4       | 1          | 35        | 11      | -        |
| Soybeans for beans ----- farms, 1987..   | 302       | 233          | 127       | 141     | 67         | 145       | 189     | 16       |
| ----- farms, 1982..  | 343       | 309          | 228       | 228     | 139        | 153       | 332     | 89       |
| ----- acres, 1987..  | 89 392    | 105 905      | 24 348    | 13 914  | 6 174      | 127 498   | 22 886  | 2 814    |
| ----- acres, 1982..  | 153 398   | 131 454      | 45 601    | 30 323  | 11 027     | 150 621   | 39 583  | 19 053   |
| ----- bushels, 1987..  | 1 514 561 | 1 731 454    | 484 404   | 314 689 | 108 518    | 2 954 698 | 443 215 | 64 890   |
| ----- bushels, 1982..  | 3 407 942 | 3 138 447    | 1 037 815 | 807 297 | 279 294    | 3 659 582 | 922 391 | 399 545  |
| Irrigated ----- farms, 1987..  | 97        | 47           | 1         | -       | -          | 35        | 3       | -        |
| ----- farms, 1982..  | 75        | 18           | 1         | -       | -          | 25        | -       | -        |
| ----- acres, 1987..  | 21 438    | 14 821       | (D)       | -       | -          | 19 036    | 84      | -        |
| ----- acres, 1982..  | 16 845    | 8 220        | (D)       | -       | -          | 9 886     | -       | -        |
| 1987 farms by acres harvested:   |           |              |           |         |            |           |         |          |
| 1 to 24 acres -----  | 29        | 17           | 26        | 56      | 14         | 4         | 54      | 3        |
| 25 to 99 acres -----   | 67        | 46           | 38        | 57      | 35         | 20        | 75      | 3        |
| 100 to 249 acres -----   | 91        | 49           | 29        | 17      | 11         | 21        | 37      | 8        |
| 250 acres or more -----  | 115       | 121          | 34        | 11      | 7          | 100       | 23      | 2        |
| Hay—alfalfa, other tame, small grain, wild,<br>grass silage, green chop, etc. (see text) ----- farms, 1987.. | 20        | 98           | 266       | 296     | 156        | 4         | 283     | 415      |
| ----- farms, 1982..  | 41        | 128          | 255       | 338     | 170        | 5         | 333     | 482      |
| ----- acres, 1987..  | 1 919     | 3 917        | 10 600    | 5 972   | 3 252      | 2 030     | 5 140   | 19 794   |
| ----- acres, 1982..  | 2 798     | 4 759        | 9 922     | 6 061   | 2 671      | 895       | 5 438   | 20 906   |
| ----- tons, dry, 1987..  | 4 098     | 6 546        | 20 583    | 9 988   | 4 244      | (D)       | 9 277   | 36 413   |
| ----- tons, dry, 1982..  | 6 999     | 8 362        | 19 696    | 10 913  | 4 554      | 1 195     | 9 759   | 38 588   |
| Irrigated ----- farms, 1987..  | 2         | -            | -         | 2       | 1          | 1         | -       | 3        |
| ----- farms, 1982..  | -         | 2            | -         | -       | 1          | -         | 1       | -        |
| ----- acres, 1987..  | (D)       | -            | -         | (D)     | (D)        | (D)       | -       | 49       |
| ----- acres, 1982..  | -         | (D)          | -         | -       | (D)        | -         | (D)     | -        |
| 1987 farms by acres harvested:   |           |              |           |         |            |           |         |          |
| 1 to 24 acres -----  | 8         | 36           | 140       | 215     | 119        | -         | 221     | 216      |
| 25 to 99 acres -----   | 6         | 53           | 100       | 77      | 35         | 1         | 60      | 138      |
| 100 to 249 acres -----   | 4         | 8            | 21        | 3       | 2          | 1         | 2       | 51       |
| 250 acres or more -----  | 2         | 1            | 5         | 1       | -          | 2         | -       | 10       |

**Table 15. Selected Crops: 1987 and 1982—Con.**

[For meaning of abbreviations and symbols, see introductory text]

| Crop   | Warren  | Washington | Wayne  | Webster | Wilkinson | Winston | Yalobusha | Yazoo     |
|--|---------|------------|--------|---------|-----------|---------|-----------|-----------|
| Harvested cropland ----- farms, 1987--   | 112     | 358        | 310    | 238     | 124       | 412     | 239       | 409       |
| ----- farms, 1982--  | 140     | 410        | 324    | 312     | 157       | 581     | 282       | 404       |
| ----- acres, 1987--  | 39 731  | 238 051    | 10 581 | 28 817  | 13 576    | 19 178  | 26 940    | 165 709   |
| ----- acres, 1982--  | 44 240  | 302 221    | 10 155 | 35 125  | 27 101    | 28 219  | 38 571    | 201 774   |
| Irrigated ----- farms, 1987--  | 2       | 157        | 4      | 4       | 4         | 3       | 7         | 43        |
| ----- farms, 1982--  | 4       | 122        | 2      | 2       | 3         | 5       | 1         | 23        |
| ----- acres, 1987--  | (D)     | (D)        | 19     | (D)     | (D)       | (D)     | (D)       | (D)       |
| ----- acres, 1982--  | (D)     | 44 896     | (D)    | (D)     | 3         | (D)     | (D)       | 6 814     |
| Corn for grain or seed ----- farms, 1987--   | 14      | 8          | 88     | 43      | 21        | 61      | 65        | 60        |
| ----- farms, 1982--  | 16      | 7          | 120    | 70      | 21        | 175     | 74        | 31        |
| ----- acres, 1987--  | 710     | 756        | 975    | 766     | 226       | 428     | 922       | 2 379     |
| ----- acres, 1982--  | 279     | (D)        | 1 552  | 623     | 228       | 1 715   | 837       | 1 084     |
| ----- bushels, 1987--  | 56 804  | 69 925     | 51 788 | 53 165  | 11 068    | 18 018  | 69 898    | 226 048   |
| ----- bushels, 1982--  | 19 081  | (D)        | 69 101 | 37 303  | 8 085     | 72 945  | 47 340    | 108 660   |
| Irrigated ----- farms, 1987--  | -       | 2          | 1      | -       | -         | -       | -         | -         |
| ----- farms, 1982--  | -       | 2          | -      | 1       | -         | 4       | -         | 1         |
| ----- acres, 1987--  | -       | (D)        | (D)    | -       | -         | -       | -         | -         |
| ----- acres, 1982--  | -       | (D)        | -      | (D)     | -         | 15      | -         | (D)       |
| 1987 farms by acres harvested:   |         |            |        |         |           |         |           |           |
| 1 to 24 acres -----  | 5       | 3          | 55     | 36      | 17        | 59      | 58        | 38        |
| 25 to 99 acres -----   | 7       | 2          | 12     | 5       | 4         | 2       | 6         | 13        |
| 100 to 249 acres -----   | 1       | 1          | 1      | 2       | -         | -       | 1         | 8         |
| 250 acres or more -----  | 1       | 1          | -      | -       | -         | -       | -         | 1         |
| Wheat for grain ----- farms, 1987--  | 12      | 161        | 3      | 5       | -         | 6       | 2         | 39        |
| ----- farms, 1982--  | 24      | 232        | 2      | 36      | 20        | 25      | 17        | 69        |
| ----- acres, 1987--  | 1 427   | 29 409     | 80     | 374     | -         | 546     | (D)       | 4 903     |
| ----- acres, 1982--  | 4 756   | 73 054     | (D)    | 3 303   | 3 477     | 2 196   | 1 076     | 16 222    |
| ----- bushels, 1987--  | 56 898  | 1 086 373  | 1 000  | 10 200  | -         | 15 670  | (D)       | 184 648   |
| ----- bushels, 1982--  | 232 515 | 2 941 913  | (D)    | 85 151  | 91 089    | 92 697  | 29 165    | 669 075   |
| Irrigated ----- farms, 1987--  | -       | 5          | -      | -       | -         | -       | -         | -         |
| ----- farms, 1982--  | -       | 1          | -      | -       | -         | -       | -         | -         |
| ----- acres, 1987--  | -       | 1 456      | -      | -       | -         | -       | -         | -         |
| ----- acres, 1982--  | -       | (D)        | -      | -       | -         | -       | -         | -         |
| 1987 farms by acres harvested:   |         |            |        |         |           |         |           |           |
| 1 to 24 acres -----  | -       | 20         | 1      | 1       | -         | 3       | -         | 6         |
| 25 to 99 acres -----   | 9       | 45         | 2      | 1       | -         | 1       | 2         | 13        |
| 100 to 249 acres -----   | 2       | 51         | -      | 3       | -         | 1       | -         | 15        |
| 250 acres or more -----  | 1       | 45         | -      | -       | -         | 1       | -         | 5         |
| Rice ----- farms, 1987--   | -       | 97         | -      | -       | -         | -       | -         | 4         |
| ----- farms, 1982--  | -       | 88         | -      | -       | -         | -       | -         | 6         |
| ----- acres, 1987--  | -       | 26 251     | -      | -       | -         | -       | -         | 722       |
| ----- acres, 1982--  | -       | 31 515     | -      | -       | -         | -       | -         | 1 700     |
| ----- cwt, 1987--  | -       | 1 472 842  | -      | -       | -         | -       | -         | 40 380    |
| ----- cwt, 1982--  | -       | 1 496 373  | -      | -       | -         | -       | -         | 72 296    |
| Irrigated ----- farms, 1987--  | -       | 97         | -      | -       | -         | -       | -         | 4         |
| ----- farms, 1982--  | -       | 88         | -      | -       | -         | -       | -         | 6         |
| ----- acres, 1987--  | -       | 26 251     | -      | -       | -         | -       | -         | 722       |
| ----- acres, 1982--  | -       | 31 515     | -      | -       | -         | -       | -         | 1 700     |
| 1987 farms by acres harvested:   |         |            |        |         |           |         |           |           |
| 1 to 24 acres -----  | -       | 5          | -      | -       | -         | -       | -         | -         |
| 25 to 99 acres -----   | -       | 11         | -      | -       | -         | -       | -         | 1         |
| 100 to 249 acres -----   | -       | 41         | -      | -       | -         | -       | -         | 2         |
| 250 acres or more -----  | -       | 40         | -      | -       | -         | -       | -         | 1         |
| Cotton ----- farms, 1987--   | 35      | 201        | -      | 77      | -         | 21      | 66        | 247       |
| ----- farms, 1982--  | 20      | 175        | -      | 74      | -         | 11      | 66        | 208       |
| ----- acres, 1987--  | (D)     | 86 030     | -      | 12 899  | -         | 1 845   | 10 536    | 76 262    |
| ----- acres, 1982--  | 10 692  | 63 861     | -      | 9 328   | -         | 635     | 10 128    | 73 071    |
| ----- bales, 1987--  | 25 134  | 121 485    | -      | 16 951  | -         | 2 330   | 14 975    | 131 816   |
| ----- bales, 1982--  | 19 335  | 126 021    | -      | 14 939  | -         | 659     | 11 539    | 133 570   |
| Irrigated ----- farms, 1987--  | -       | 65         | -      | 1       | -         | -       | 1         | 32        |
| ----- farms, 1982--  | 1       | 19         | -      | -       | -         | -       | 1         | 9         |
| ----- acres, 1987--  | -       | 15 175     | -      | (D)     | -         | -       | (D)       | 6 437     |
| ----- acres, 1982--  | (D)     | 2 706      | -      | -       | -         | -       | (D)       | 2 488     |
| 1987 farms by acres harvested:   |         |            |        |         |           |         |           |           |
| 1 to 24 acres -----  | 2       | 17         | -      | 24      | -         | 7       | 20        | 28        |
| 25 to 99 acres -----   | 5       | 39         | -      | 24      | -         | 7       | 21        | 37        |
| 100 to 249 acres -----   | 8       | 47         | -      | 11      | -         | 5       | 11        | 69        |
| 250 acres or more -----  | 20      | 98         | -      | 18      | -         | 2       | 14        | 113       |
| Soybeans for beans ----- farms, 1987--   | 59      | 275        | 9      | 65      | 5         | 15      | 52        | 210       |
| ----- farms, 1982--  | 60      | 337        | 6      | 119     | 29        | 59      | 98        | 261       |
| ----- acres, 1987--  | 22 684  | 108 264    | 1 138  | 8 429   | 2 240     | 2 319   | 8 482     | 66 157    |
| ----- acres, 1982--  | 28 219  | 166 449    | 781    | 17 705  | 14 605    | 8 596   | 21 674    | 104 527   |
| ----- bushels, 1987--  | 620 950 | 2 702 862  | 27 530 | 156 061 | 66 450    | 24 574  | 128 271   | 1 158 565 |
| ----- bushels, 1982--  | 653 058 | 3 991 854  | (D)    | 350 530 | 397 293   | 214 052 | 476 636   | 2 344 769 |
| Irrigated ----- farms, 1987--  | 1       | 74         | -      | -       | -         | -       | -         | 9         |
| ----- farms, 1982--  | 2       | 41         | -      | -       | -         | -       | -         | 8         |
| ----- acres, 1987--  | (D)     | 23 749     | -      | -       | -         | -       | -         | 2 260     |
| ----- acres, 1982--  | (D)     | 10 434     | -      | -       | -         | -       | -         | 2 491     |
| 1987 farms by acres harvested:   |         |            |        |         |           |         |           |           |
| 1 to 24 acres -----  | 9       | 21         | -      | 9       | -         | -       | 14        | 19        |
| 25 to 99 acres -----   | 9       | 53         | 2      | 27      | -         | 8       | 19        | 59        |
| 100 to 249 acres -----   | 11      | 65         | 7      | 18      | -         | 4       | 9         | 39        |
| 250 acres or more -----  | 30      | 136        | -      | 11      | 5         | 3       | 10        | 93        |
| Hay—alfalfa, other tame, small grain, wild,<br>grass silage, green chop, etc. (see text) ----- farms, 1987-- | 41      | 19         | 255    | 150     | 99        | 342     | 159       | 153       |
| ----- farms, 1982--  | 58      | 36         | 246    | 186     | 114       | 454     | 168       | 136       |
| ----- acres, 1987--  | 1 691   | 1 604      | 8 038  | 5 184   | 10 461    | 12 839  | 5 378     | 7 366     |
| ----- acres, 1982--  | 2 138   | 3 006      | 7 442  | 4 917   | 8 775     | 14 017  | 5 442     | 6 375     |
| ----- tons, dry, 1987--  | (D)     | 2 609      | 14 989 | 8 439   | (D)       | 22 976  | 8 665     | 13 103    |
| ----- tons, dry, 1982--  | 4 738   | 5 576      | 14 025 | 8 773   | 20 408    | 26 818  | 9 652     | 14 196    |
| Irrigated ----- farms, 1987--  | -       | -          | 1      | -       | -         | -       | 1         | 1         |
| ----- farms, 1982--  | -       | 1          | -      | -       | -         | 1       | -         | -         |
| ----- acres, 1987--  | -       | -          | (D)    | -       | -         | -       | (D)       | (D)       |
| ----- acres, 1982--  | -       | (D)        | -      | -       | -         | (D)     | -         | -         |
| 1987 farms by acres harvested:   |         |            |        |         |           |         |           |           |
| 1 to 24 acres -----  | 24      | 6          | 159    | 90      | 30        | 181     | 89        | 64        |
| 25 to 99 acres -----   | 10      | 6          | 84     | 47      | 39        | 129     | 57        | 76        |
| 100 to 249 acres -----   | 7       | 7          | 11     | 12      | 24        | 29      | 13        | 10        |
| 250 acres or more -----  | -       | -          | 1      | 1       | 6         | 3       | -         | 3         |

**Table 16. Farms With Sales of \$10,000 or More: 1987 and 1982**

[Data for 1987 include abnormal farms. For meaning of abbreviations and symbols, see introductory text.]

| Item  | Mississippi | Adams     | Alcorn  | Amite   | Attala  | Benton  | Bolivar   |
|---|-------------|-----------|---------|---------|---------|---------|-----------|
| <b>FARMS AND LAND IN FARMS</b>                                  |             |           |         |         |         |         |           |
| Land in farms ----- farms, 1987..                               | 11 968      | 46        | 97      | 147     | 111     | 84      | 350       |
| 1982..  | 13 653      | 56        | 157     | 159     | 122     | 117     | 407       |
| acres, 1987..   | 7 921 209   | 72 599    | 41 055  | 95 329  | 58 679  | 62 991  | 392 480   |
| 1982..  | 9 006 429   | 83 613    | 58 011  | 103 909 | 75 948  | 69 661  | 450 331   |
| Average size of farm ----- acres, 1987..                        | 662         | 1 578     | 423     | 648     | 529     | 750     | 1 121     |
| 1982..  | 660         | 1 493     | 369     | 654     | 623     | 595     | 1 106     |
| Value of land and buildings <sup>1</sup> :                      |             |           |         |         |         |         |           |
| Average per farm ----- dollars, 1987..                          | 446 693     | 949 524   | 234 863 | 570 769 | 206 964 | 351 648 | 780 934   |
| 1982..  | 591 820     | 1 289 125 | 240 430 | 506 151 | 344 623 | 321 795 | 1 239 887 |
| Average per acre ----- dollars, 1987..                          | 678         | 532       | 607     | 741     | 454     | 443     | 723       |
| 1982..  | 909         | 854       | 698     | 834     | 601     | 520     | 1 122     |
| Total cropland ----- farms, 1987..                              | 11 031      | 40        | 93      | 140     | 107     | 82      | 344       |
| 1982..  | 12 844      | 56        | 152     | 153     | 117     | 115     | 402       |
| acres, 1987..   | 5 592 829   | 38 838    | 27 527  | 40 217  | 29 087  | 38 538  | 368 953   |
| 1982..  | 6 389 817   | 42 851    | 44 441  | 46 373  | 40 922  | 42 537  | 395 149   |
| Harvested cropland ----- farms, 1987..                          | 10 119      | 35        | 85      | 106     | 101     | 81      | 343       |
| 1982..  | 12 153      | 54        | 148     | 144     | 113     | 113     | 401       |
| acres, 1987..   | 3 917 776   | 32 987    | 20 617  | 16 292  | 17 723  | 28 508  | 292 894   |
| 1982..  | 5 354 565   | 40 437    | 38 118  | 26 111  | 32 838  | 36 804  | 369 427   |
| Irrigated land ----- farms, 1987..                              | 1 598       | -         | 1       | 8       | 3       | 2       | 261       |
| 1982..  | 1 171       | 3         | -       | 3       | 1       | 2       | 236       |
| acres, 1987..   | 631 425     | (D)       | (D)     | 256     | (D)     | (D)     | 137 194   |
| 1982..  | 427 685     | (D)       | (D)     | (D)     | (D)     | (D)     | 98 975    |
| <b>MARKET VALUE OF AGRICULTURAL PRODUCTS SOLD</b>               |             |           |         |         |         |         |           |
| Total sales (see text) ----- \$1,000, 1987..                    | 1 795 046   | 7 995     | 4 750   | 12 247  | 8 471   | 7 523   | 78 938    |
| 1982..  | 1 836 620   | 7 813     | 6 380   | 14 301  | 9 754   | 7 374   | 92 491    |
| Average per farm ----- dollars, 1987..                          | 149 987     | 173 808   | 48 972  | 83 315  | 76 319  | 89 560  | 225 538   |
| 1982..  | 134 521     | 139 523   | 40 634  | 89 945  | 79 951  | 63 027  | 227 250   |
| 1987 sales by commodity or commodity group:                     |             |           |         |         |         |         |           |
| Crops, including nursery and greenhouse crops ----- farms..     | 7 221       | 24        | 75      | 28      | 73      | 76      | 343       |
| \$1,000..   | 898 222     | 7 191     | 2 909   | 575     | 6 520   | 6 754   | 71 612    |
| Grains ----- farms..  | 5 265       | 19        | 62      | 6       | 29      | 58      | 327       |
| \$1,000..   | 350 287     | 5 380     | 1 724   | 347     | 536     | 2 051   | 48 533    |
| Corn for grain ----- farms..                                    | 976         | 3         | 30      | 2       | 9       | 31      | 3         |
| \$1,000..   | 14 271      | (D)       | 503     | (D)     | 198     | 432     | (D)       |
| Wheat ----- farms..   | 1 663       | 6         | 6       | 4       | 7       | 7       | 146       |
| \$1,000..   | 26 058      | (D)       | 41      | 73      | 29      | 79      | 2 937     |
| Soybeans ----- farms..  | 4 702       | 19        | 50      | 4       | 22      | 47      | 311       |
| \$1,000..   | 216 371     | 5 044     | 1 136   | (D)     | 289     | 1 414   | 21 394    |
| Sorghum for grain ----- farms..                                 | 1 097       | -         | 11      | -       | 4       | 13      | 38        |
| \$1,000..   | 11 147      | -         | 43      | -       | 9       | 127     | 383       |
| Barley ----- farms..  | -           | -         | -       | -       | -       | -       | -         |
| \$1,000..   | -           | -         | -       | -       | -       | -       | -         |
| Oats ----- farms..  | 50          | -         | -       | -       | -       | -       | 3         |
| \$1,000..   | 182         | -         | -       | -       | -       | -       | (D)       |
| Other grains ----- farms..                                      | 799         | -         | -       | -       | -       | -       | 213       |
| \$1,000..   | 82 258      | -         | -       | -       | -       | -       | (D)       |
| Cotton and cottonseed ----- farms..                             | 3 573       | 9         | 24      | -       | 52      | 54      | 163       |
| \$1,000..   | 511 680     | 1 757     | 534     | -       | 4 380   | 4 478   | 22 606    |
| Tobacco ----- farms..   | -           | -         | -       | -       | -       | -       | -         |
| \$1,000..   | -           | -         | -       | -       | -       | -       | -         |
| Hay, silage, and field seeds ----- farms..                      | 1 343       | 3         | 15      | 19      | 14      | 2       | 4         |
| \$1,000..   | 7 087       | (D)       | (D)     | 181     | 66      | (D)     | (D)       |
| Vegetables, sweet corn, and melons ----- farms..                | 256         | -         | -       | 6       | 3       | 5       | -         |
| \$1,000..   | 4 643       | -         | -       | (D)     | (D)     | 177     | -         |
| Fruits, nuts, and berries ----- farms..                         | 174         | -         | -       | -       | 1       | -       | 14        |
| \$1,000..   | 2 280       | -         | -       | -       | (D)     | -       | 347       |
| Nursery and greenhouse crops ----- farms..                      | 161         | 1         | 5       | -       | 2       | 1       | -         |
| \$1,000..   | 16 749      | (D)       | (D)     | -       | (D)     | (D)     | -         |
| Other crops ----- farms..                                       | 139         | -         | -       | 3       | 1       | -       | 2         |
| \$1,000..   | 5 495       | -         | -       | (D)     | (D)     | -       | (D)       |
| Livestock, poultry, and their products ----- farms..            | 7 863       | 28        | 68      | 141     | 73      | 58      | 26        |
| \$1,000..   | 896 824     | 804       | 1 841   | 11 672  | 1 951   | 769     | 7 327     |
| Poultry and poultry products ----- farms..                      | 1 429       | -         | 1       | -       | 1       | 1       | 3         |
| \$1,000..   | 463 565     | -         | (D)     | -       | (D)     | (D)     | (D)       |
| Dairy products ----- farms..                                    | 841         | -         | 17      | 46      | 7       | -       | -         |
| \$1,000..   | 98 893      | -         | (D)     | 7 292   | (D)     | -       | -         |
| Cattle and calves ----- farms..                                 | 6 612       | 25        | 60      | 141     | 69      | 56      | 7         |
| \$1,000..   | 164 295     | 719       | 619     | 4 355   | 932     | 680     | 171       |
| Hogs and pigs ----- farms..                                     | 673         | 4         | 14      | 5       | 9       | 7       | 5         |
| \$1,000..   | 26 288      | (D)       | 243     | 6       | 295     | 69      | (D)       |
| Sheep, lambs, and wool ----- farms..                            | 50          | 1         | -       | -       | -       | -       | 1         |
| \$1,000..   | 77          | (D)       | -       | -       | -       | -       | (D)       |
| Other livestock and livestock products (see text) ----- farms.. | 680         | 1         | 10      | 10      | 2       | 1       | 11        |
| \$1,000..   | 143 708     | (D)       | 163     | 19      | (D)     | (D)     | (D)       |

See footnotes at end of table.

Table 16. Farms With Sales of \$10,000 or More: 1987 and 1982—Con.

[Data for 1987 include abnormal farms. For meaning of abbreviations and symbols, see introductory text.]

| Item   | Calhoun | Carroll | Chickasaw | Choctaw | Claiborne | Clarke  | Clay    |
|--|---------|---------|-----------|---------|-----------|---------|---------|
| <b>FARMS AND LAND IN FARMS</b>   |         |         |           |         |           |         |         |
| Land in farms ----- farms, 1987..  | 157     | 135     | 185       | 47      | 63        | 68      | 153     |
| ----- farms, 1982..  | 220     | 133     | 240       | 56      | 79        | 55      | 155     |
| ----- acres, 1987..  | 99 775  | 120 149 | 114 979   | 19 912  | 66 822    | 35 351  | 94 017  |
| ----- acres, 1982..  | 122 298 | 123 419 | 136 517   | 36 466  | 100 777   | 27 477  | 96 740  |
| Average size of farm ----- acres, 1987..   | 636     | 890     | 622       | 424     | 1 061     | 520     | 614     |
| ----- acres, 1982..  | 556     | 928     | 569       | 651     | 1 276     | 500     | 624     |
| Value of land and buildings <sup>1</sup> :<br>Average per farm ----- dollars, 1987.. | 274 166 | 500 672 | 286 935   | 229 213 | 884 292   | 252 515 | 296 227 |
| ----- dollars, 1982..  | 344 647 | 794 060 | 360 058   | 210 811 | 1 096 241 | 440 364 | 434 581 |
| Average per acre ----- dollars, 1987..   | 441     | 518     | 424       | 421     | 712       | 566     | 502     |
| ----- dollars, 1982..  | 688     | 856     | 593       | 585     | 992       | 642     | 755     |
| Total cropland ----- farms, 1987..   | 155     | 129     | 181       | 40      | 58        | 64      | 138     |
| ----- farms, 1982..  | 219     | 129     | 234       | 54      | 74        | 51      | 149     |
| ----- acres, 1987..  | 75 139  | 59 469  | 74 871    | 10 687  | 27 662    | 14 479  | 56 649  |
| ----- acres, 1982..  | 88 527  | 64 468  | 89 956    | 24 466  | 40 758    | 10 369  | 69 623  |
| Harvested cropland ----- farms, 1987..   | 152     | 120     | 170       | 31      | 54        | 59      | 128     |
| ----- farms, 1982..  | 215     | 126     | 229       | 52      | 70        | 47      | 144     |
| ----- acres, 1987..  | 55 312  | 34 791  | 52 333    | 6 351   | 15 491    | 5 878   | 39 844  |
| ----- acres, 1982..  | 75 827  | 46 793  | 78 765    | 21 711  | 33 956    | 6 529   | 56 716  |
| Irrigated land ----- farms, 1987..   | 7       | 7       | 2         | 1       | 6         | 2       | 1       |
| ----- farms, 1982..  | 3       | 4       | 1         | 1       | 2         | 1       | 1       |
| ----- acres, 1987..  | 740     | (D)     | (D)       | (D)     | (D)       | (D)     | (D)     |
| ----- acres, 1982..  | (D)     | (D)     | (D)       | (D)     | (D)       | (D)     | (D)     |
| <b>MARKET VALUE OF AGRICULTURAL PRODUCTS SOLD</b>                                    |         |         |           |         |           |         |         |
| Total sales (see text) ----- \$1,000, 1987..   | 14 787  | 14 901  | 14 718    | 3 173   | 5 648     | 1 928   | 11 783  |
| ----- \$1,000, 1982..  | 15 923  | 12 618  | 19 150    | 4 649   | 11 495    | 2 051   | 12 665  |
| Average per farm ----- dollars, 1987..   | 94 186  | 110 381 | 79 558    | 67 510  | 89 655    | 28 356  | 77 011  |
| ----- dollars, 1982..  | 72 377  | 94 874  | 79 792    | 83 017  | 145 501   | 38 012  | 81 707  |
| 1987 sales by commodity or commodity group:  |         |         |           |         |           |         |         |
| Crops, including nursery and greenhouse crops ----- farms..                          | 141     | 89      | 139       | 16      | 25        | 29      | 92      |
| ----- \$1,000..  | 12 336  | 8 457   | 6 379     | 530     | 1 597     | 253     | 4 531   |
| Grains ----- farms..   | 112     | 63      | 116       | 6       | 11        | 11      | 71      |
| ----- \$1,000..  | 3 061   | 1 465   | 4 979     | 302     | 1 063     | 150     | 3 943   |
| Corn for grain ----- farms..   | 16      | 16      | 24        | 1       | 9         | 9       | 7       |
| ----- \$1,000..  | 172     | 227     | 692       | (D)     | (D)       | 31      | 103     |
| Wheat ----- farms..  | 21      | 15      | 26        | 3       | 9         | 2       | 18      |
| ----- \$1,000..  | 94      | (D)     | 168       | (D)     | (D)       | (D)     | 188     |
| Soybeans ----- farms..   | 99      | 47      | 107       | 4       | 7         | 3       | 70      |
| ----- \$1,000..  | 2 231   | 1 060   | 3 990     | (D)     | (D)       | (D)     | 3 586   |
| Sorghum for grain ----- farms..  | 68      | 11      | 26        | 4       | 2         | -       | 7       |
| ----- \$1,000..  | 564     | 94      | (D)       | (D)     | (D)       | -       | (D)     |
| Barley ----- farms..   | -       | -       | -         | -       | -         | -       | -       |
| ----- \$1,000..  | -       | -       | -         | -       | -         | -       | -       |
| Oats ----- farms..   | -       | 1       | -         | -       | -         | -       | 1       |
| ----- \$1,000..  | -       | (D)     | -         | -       | -         | -       | (D)     |
| Other grains ----- farms..   | -       | -       | 1         | -       | -         | -       | -       |
| ----- \$1,000..  | -       | -       | (D)       | -       | -         | -       | -       |
| Cotton and cottonseed ----- farms..  | 89      | 60      | 9         | 6       | 6         | 1       | 4       |
| ----- \$1,000..  | 7 404   | 6 896   | (D)       | (D)     | (D)       | (D)     | 235     |
| Tobacco ----- farms..  | -       | -       | -         | -       | -         | -       | -       |
| ----- \$1,000..  | -       | -       | -         | -       | -         | -       | -       |
| Hay, silage, and field seeds ----- farms..   | 17      | 21      | 34        | 7       | 9         | 14      | 25      |
| ----- \$1,000..  | 78      | 90      | 181       | 17      | 53        | 61      | 136     |
| Vegetables, sweet corn, and melons ----- farms..                                     | 9       | 2       | -         | 3       | 5         | 3       | 2       |
| ----- \$1,000..  | (D)     | (D)     | -         | (D)     | (D)       | (D)     | (D)     |
| Fruits, nuts, and berries ----- farms..  | -       | -       | -         | -       | 3         | 1       | 5       |
| ----- \$1,000..  | -       | -       | -         | -       | (D)       | (D)     | 7       |
| Nursery and greenhouse crops ----- farms..   | 1       | -       | -         | 1       | -         | 2       | 1       |
| ----- \$1,000..  | (D)     | -       | -         | (D)     | -         | (D)     | (D)     |
| Other crops ----- farms..  | 27      | 1       | 17        | -       | -         | 3       | 1       |
| ----- \$1,000..  | 1 684   | (D)     | (D)       | -       | -         | (D)     | (D)     |
| Livestock, poultry, and their products ----- farms..                                 | 91      | 102     | 132       | 42      | 57        | 63      | 114     |
| ----- \$1,000..  | 2 452   | 6 445   | 8 339     | 2 643   | 4 051     | 1 635   | 7 252   |
| Poultry and poultry products ----- farms..   | 1       | -       | -         | -       | 1         | -       | 1       |
| ----- \$1,000..  | (D)     | -       | -         | -       | (D)       | -       | (D)     |
| Dairy products ----- farms..   | 2       | 2       | 16        | 6       | 1         | 3       | 11      |
| ----- \$1,000..  | (D)     | (D)     | 749       | (D)     | (D)       | (D)     | (D)     |
| Cattle and calves ----- farms..  | 86      | 99      | 127       | 35      | 55        | 59      | 103     |
| ----- \$1,000..  | 1 644   | 5 693   | 6 529     | 712     | 3 723     | 1 241   | 5 792   |
| Hogs and pigs ----- farms..  | 15      | 10      | 6         | 10      | 7         | 7       | 10      |
| ----- \$1,000..  | 660     | 130     | (D)       | 405     | 240       | 214     | (D)     |
| Sheep, lambs, and wool ----- farms..   | -       | -       | 1         | 1       | 1         | 3       | -       |
| ----- \$1,000..  | -       | -       | (D)       | (D)     | (D)       | (D)     | -       |
| Other livestock and livestock products (see text) ----- farms..                      | 5       | 5       | 6         | -       | 5         | 3       | 15      |
| ----- \$1,000..  | 8       | (D)     | (D)       | -       | 6         | (D)     | 107     |

See footnotes at end of table.

**Table 16. Farms With Sales of \$10,000 or More: 1987 and 1982—Con.**

[Data for 1987 include abnormal farms. For meaning of abbreviations and symbols, see introductory text]

| Item   | Coahoma   | Copiah  | Covington | De Soto | Forrest | Franklin | George  |
|--|-----------|---------|-----------|---------|---------|----------|---------|
| <b>FARMS AND LAND IN FARMS</b>                                   |           |         |           |         |         |          |         |
| Land in farms ----- farms, 1987..                                | 186       | 160     | 148       | 141     | 84      | 37       | 84      |
| ----- farms, 1982..  | 227       | 165     | 166       | 182     | 83      | 34       | 98      |
| ----- acres, 1987..  | 257 005   | 85 576  | 46 015    | 133 367 | 27 756  | 24 278   | 24 825  |
| ----- acres, 1982..  | 270 082   | 102 285 | 52 803    | 165 774 | 38 691  | 29 920   | 21 244  |
| Average size of farm ----- acres, 1987..                         | 1 382     | 535     | 311       | 946     | 330     | 656      | 296     |
| ----- acres, 1982..  | 1 190     | 620     | 318       | 911     | 466     | 880      | 217     |
| Value of land and buildings <sup>1</sup> : ----- dollars, 1987.. | 910 189   | 358 458 | 198 789   | 689 468 | 242 121 | 350 028  | 220 386 |
| ----- dollars, 1982..  | 1 463 000 | 331 982 | 225 861   | 984 060 | 339 795 | 752 000  | 243 439 |
| Average per acre ----- dollars, 1987..                           | 744       | 606     | 622       | 788     | 937     | 515      | 941     |
| ----- dollars, 1982..  | 1 227     | 562     | 739       | 1 153   | 853     | 795      | 1 149   |
| Total cropland ----- farms, 1987..                               | 185       | 142     | 127       | 131     | 78      | 35       | 80      |
| ----- farms, 1982..  | 225       | 140     | 156       | 175     | 79      | 30       | 94      |
| ----- acres, 1987..  | 244 753   | 40 002  | 21 782    | 106 780 | 17 609  | 10 821   | 14 625  |
| ----- acres, 1982..  | 245 170   | 43 817  | 34 606    | 121 256 | 16 579  | 18 163   | 14 420  |
| Harvested cropland ----- farms, 1987..                           | 185       | 113     | 110       | 119     | 67      | 31       | 77      |
| ----- farms, 1982..  | 225       | 124     | 138       | 169     | 73      | 28       | 92      |
| ----- acres, 1987..  | 183 715   | 17 554  | 11 449    | 76 348  | 11 657  | 6 266    | 10 260  |
| ----- acres, 1982..  | 226 872   | 28 991  | 23 033    | 97 883  | 12 321  | 12 505   | 11 197  |
| Irrigated land ----- farms, 1987..                               | 98        | 3       | 4         | 10      | 6       | 2        | 19      |
| ----- farms, 1982..  | 85        | 1       | 4         | 10      | 6       | -        | 13      |
| ----- acres, 1987..  | (D)       | (D)     | (D)       | 6 470   | (D)     | (D)      | 536     |
| ----- acres, 1982..  | (D)       | (D)     | (D)       | 3 221   | 40      | -        | 454     |
| <b>MARKET VALUE OF AGRICULTURAL PRODUCTS SOLD</b>                |           |         |           |         |         |          |         |
| Total sales (see text) ----- \$1,000, 1987..                     | 58 605    | 24 800  | 16 337    | 19 609  | 7 644   | 2 196    | 4 664   |
| ----- \$1,000, 1982..  | 63 889    | 27 580  | 19 160    | 24 545  | 8 025   | 3 448    | 5 331   |
| Average per farm ----- dollars, 1987..                           | 315 083   | 155 001 | 110 389   | 139 068 | 91 003  | 59 353   | 55 522  |
| ----- dollars, 1982..  | 281 447   | 167 150 | 115 419   | 134 863 | 96 684  | 101 413  | 54 397  |
| 1987 sales by commodity or commodity group:                      |           |         |           |         |         |          |         |
| Crops, including nursery and greenhouse crops ----- farms..      | 185       | 36      | 52        | 90      | 46      | 18       | 65      |
| ----- \$1,000..  | 58 479    | 2 223   | 1 690     | 15 708  | 2 665   | 987      | 2 788   |
| Grains ----- farms..   | 161       | 10      | 24        | 64      | 30      | 15       | 38      |
| ----- \$1,000..  | 17 584    | 1 260   | 655       | 8 107   | 1 577   | 913      | 1 256   |
| Corn for grain ----- farms..                                     | 1         | 7       | 12        | 24      | 8       | 10       | 15      |
| ----- \$1,000..  | (D)       | 294     | 245       | 751     | (D)     | 689      | 106     |
| Wheat ----- farms..  | 79        | 2       | 12        | 42      | 23      | 4        | 16      |
| ----- \$1,000..  | 2 158     | (D)     | (D)       | 1 390   | 409     | 35       | 248     |
| Soybeans ----- farms..   | 157       | 7       | 11        | 59      | 25      | 9        | 35      |
| ----- \$1,000..  | 9 914     | 845     | (D)       | 5 227   | 1 049   | 189      | 901     |
| Sorghum for grain ----- farms..                                  | 42        | 2       | -         | 15      | 2       | -        | -       |
| ----- \$1,000..  | (D)       | (D)     | -         | 116     | (D)     | -        | -       |
| Barley ----- farms..   | -         | -       | -         | -       | -       | -        | -       |
| ----- \$1,000..  | -         | -       | -         | -       | -       | -        | -       |
| Oats ----- farms..   | -         | 1       | 5         | 1       | -       | -        | -       |
| ----- \$1,000..  | -         | (D)     | 11        | (D)     | -       | -        | -       |
| Other grains ----- farms..                                       | 53        | -       | -         | 3       | -       | -        | -       |
| ----- \$1,000..  | 5 005     | -       | -         | (D)     | -       | -        | -       |
| Cotton and cottonseed ----- farms..                              | 143       | 6       | 2         | 43      | -       | 1        | -       |
| ----- \$1,000..  | 38 705    | (D)     | (D)       | 6 671   | -       | (D)      | -       |
| Tobacco ----- farms..  | -         | -       | -         | -       | -       | -        | -       |
| ----- \$1,000..  | -         | -       | -         | -       | -       | -        | -       |
| Hay, silage, and field seeds ----- farms..                       | 3         | 15      | 24        | 29      | 11      | 5        | 7       |
| ----- \$1,000..  | (D)       | 91      | 64        | 258     | 88      | (D)      | 73      |
| Vegetables, sweet corn, and melons ----- farms..                 | 1         | 9       | 4         | 2       | 4       | -        | 11      |
| ----- \$1,000..  | (D)       | 288     | 88        | (D)     | 134     | -        | 311     |
| Fruits, nuts, and berries ----- farms..                          | 17        | 1       | 5         | -       | 5       | -        | 4       |
| ----- \$1,000..  | 578       | (D)     | (D)       | -       | (D)     | -        | (D)     |
| Nursery and greenhouse crops ----- farms..                       | 1         | -       | 2         | 4       | 4       | -        | 14      |
| ----- \$1,000..  | (D)       | -       | (D)       | (D)     | 847     | -        | 1 129   |
| Other crops ----- farms..  | 27        | 5       | 4         | -       | 2       | -        | 1       |
| ----- \$1,000..  | 1 517     | (D)     | (D)       | -       | (D)     | -        | (D)     |
| Livestock, poultry, and their products ----- farms..             | 9         | 147     | 135       | 97      | 57      | 31       | 44      |
| ----- \$1,000..  | 126       | 22 577  | 14 648    | 3 900   | 4 980   | 1 209    | 1 876   |
| Poultry and poultry products ----- farms..                       | -         | 29      | 35        | 1       | 15      | 2        | -       |
| ----- \$1,000..  | -         | (D)     | 10 803    | (D)     | 3 165   | (D)      | -       |
| Dairy products ----- farms..                                     | -         | 12      | 1         | 14      | 6       | 3        | 8       |
| ----- \$1,000..  | -         | 1 586   | (D)       | (D)     | 612     | (D)      | (D)     |
| Cattle and calves ----- farms..                                  | 6         | 133     | 115       | 89      | 47      | 29       | 41      |
| ----- \$1,000..  | 100       | 3 972   | 3 668     | 1 585   | 979     | 825      | 724     |
| Hogs and pigs ----- farms..                                      | 2         | 5       | 1         | 12      | 4       | 2        | 5       |
| ----- \$1,000..  | (D)       | 871     | (D)       | 117     | 90      | (D)      | 361     |
| Sheep, lambs, and wool ----- farms..                             | 1         | -       | -         | -       | -       | -        | -       |
| ----- \$1,000..  | (D)       | -       | -         | -       | -       | -        | -       |
| Other livestock and livestock products (see text) ----- farms..  | 2         | 4       | 5         | 10      | 9       | 2        | 3       |
| ----- \$1,000..  | (D)       | (D)     | (D)       | 803     | 133     | (D)      | (D)     |

See footnotes at end of table.

**Table 16. Farms With Sales of \$10,000 or More: 1987 and 1982—Con.**

[Data for 1987 include abnormal farms. For meaning of abbreviations and symbols, see introductory text]

| Item   | Greene  | Grenada | Hancock | Harrison | Hinds   | Holmes  | Humphreys |
|--|---------|---------|---------|----------|---------|---------|-----------|
| <b>FARMS AND LAND IN FARMS</b>   |         |         |         |          |         |         |           |
| Land in farms ----- farms, 1987..  | 53      | 84      | 35      | 34       | 223     | 198     | 250       |
| ----- farms, 1982..  | 63      | 99      | 46      | 32       | 247     | 210     | 266       |
| ----- acres, 1987..  | 15 503  | 62 351  | 11 999  | 4 682    | 198 569 | 200 268 | 206 400   |
| ----- acres, 1982..  | 20 037  | 82 779  | 14 428  | 12 898   | 225 163 | 207 022 | 206 179   |
| Average size of farm ----- acres, 1987..   | 293     | 742     | 343     | 138      | 890     | 1 011   | 826       |
| ----- acres, 1982..  | 318     | 836     | 314     | 403      | 912     | 986     | 775       |
| Value of land and buildings <sup>1</sup> :<br>Average per farm ----- dollars, 1987.. | 158 605 | 403 443 | 651 552 | 171 129  | 586 697 | 816 399 | 747 230   |
| ----- dollars, 1982..  | 230 921 | 521 172 | 222 261 | 818 844  | 848 061 | 882 333 | 867 474   |
| Average per acre ----- dollars, 1987..   | 720     | 572     | 1 273   | 1 528    | 607     | 849     | 883       |
| ----- dollars, 1982..  | 634     | 628     | 1 247   | 1 648    | 895     | 886     | 1 115     |
| Total cropland ----- farms, 1987..   | 47      | 77      | 34      | 33       | 204     | 184     | 191       |
| ----- farms, 1982..  | 56      | 95      | 43      | 32       | 236     | 204     | 222       |
| ----- acres, 1987..  | 6 020   | 35 682  | 5 681   | 2 218    | 99 485  | 148 480 | 158 714   |
| ----- acres, 1982..  | 9 994   | 51 768  | 8 119   | 9 505    | 131 816 | 145 736 | 163 321   |
| Harvested cropland ----- farms, 1987..   | 41      | 73      | 28      | 26       | 177     | 191     | 176       |
| ----- farms, 1982..  | 45      | 91      | 37      | 29       | 222     | 201     | 216       |
| ----- acres, 1987..  | 3 053   | 23 579  | 2 682   | 1 112    | 52 029  | 99 212  | 107 518   |
| ----- acres, 1982..  | 7 184   | 42 181  | 5 106   | 7 603    | 90 680  | 124 700 | 146 618   |
| Irrigated land ----- farms, 1987..   | 1       | 6       | 3       | 6        | 5       | 44      | 84        |
| ----- farms, 1982..  | 1       | 6       | 1       | 6        | 11      | 10      | 55        |
| ----- acres, 1987..  | (D)     | 531     | 114     | 11       | 33      | (D)     | (D)       |
| ----- acres, 1982..  | (D)     | (D)     | (D)     | 9        | 253     | 6 249   | 15 530    |
| <b>MARKET VALUE OF AGRICULTURAL PRODUCTS SOLD</b>                                    |         |         |         |          |         |         |           |
| Total sales (see text) ----- \$1,000, 1987..   | 6 994   | 11 525  | 1 342   | 1 141    | 31 080  | 39 233  | 86 123    |
| ----- \$1,000, 1982..  | 5 175   | 13 312  | 1 920   | 2 429    | 32 531  | 37 497  | 58 673    |
| Average per farm ----- dollars, 1987..   | 131 958 | 137 208 | 38 350  | 33 558   | 139 373 | 198 145 | 344 493   |
| ----- dollars, 1982..  | 82 139  | 134 468 | 41 736  | 75 915   | 131 704 | 178 555 | 221 326   |
| 1987 sales by commodity or commodity group:  |         |         |         |          |         |         |           |
| Crops, including nursery and greenhouse crops ----- farms..                          | 13      | 63      | 10      | 19       | 105     | 165     | 176       |
| ----- \$1,000..  | 321     | 4 975   | 193     | 685      | 8 836   | 36 636  | 33 461    |
| Grains ----- farms..   | 6       | 38      | 6       | 3        | 55      | 112     | 152       |
| ----- \$1,000..  | 153     | 1 525   | 150     | (D)      | 2 865   | 4 644   | 7 286     |
| Corn for grain ----- farms..   | 4       | 9       | 1       | -        | 10      | 21      | 7         |
| ----- \$1,000..  | (D)     | (D)     | (D)     | -        | 152     | 164     | (D)       |
| Wheat ----- farms..  | -       | 9       | 3       | -        | 23      | 17      | 51        |
| ----- \$1,000..  | -       | (D)     | 30      | -        | (D)     | (D)     | 710       |
| Soybeans ----- farms..   | 4       | 35      | 5       | 3        | 47      | 100     | 135       |
| ----- \$1,000..  | (D)     | 1 201   | 95      | (D)      | 2 337   | 3 257   | 3 754     |
| Sorghum for grain ----- farms..  | -       | 13      | 1       | -        | 10      | 28      | 22        |
| ----- \$1,000..  | -       | 89      | (D)     | -        | (D)     | (D)     | 154       |
| Barley ----- farms..   | -       | -       | -       | -        | -       | -       | -         |
| ----- \$1,000..  | -       | -       | -       | -        | -       | -       | -         |
| Oats ----- farms..   | -       | 1       | -       | -        | -       | 1       | 1         |
| ----- \$1,000..  | -       | (D)     | -       | -        | -       | (D)     | (D)       |
| Other grains ----- farms..   | -       | 1       | 1       | -        | -       | 6       | 36        |
| ----- \$1,000..  | -       | (D)     | (D)     | -        | -       | 693     | 2 588     |
| Cotton and cottonseed ----- farms..  | -       | 39      | -       | -        | 39      | 149     | 145       |
| ----- \$1,000..  | -       | 3 131   | -       | -        | 5 010   | 31 860  | 26 161    |
| Tobacco ----- farms..  | -       | -       | -       | -        | -       | -       | -         |
| ----- \$1,000..  | -       | -       | -       | -        | -       | -       | -         |
| Hay, silage, and field seeds ----- farms..   | 6       | 9       | 3       | 6        | 33      | 15      | 3         |
| ----- \$1,000..  | (D)     | 32      | (D)     | 33       | 156     | 43      | (D)       |
| Vegetables, sweet corn, and melons ----- farms..                                     | 5       | 3       | 1       | -        | 8       | -       | -         |
| ----- \$1,000..  | 160     | (D)     | (D)     | -        | 70      | -       | -         |
| Fruits, nuts, and berries ----- farms..  | 1       | 2       | -       | 4        | 3       | 2       | -         |
| ----- \$1,000..  | (D)     | (D)     | -       | (D)      | (D)     | (D)     | -         |
| Nursery and greenhouse crops ----- farms..   | -       | -       | -       | 10       | 6       | 1       | 1         |
| ----- \$1,000..  | -       | -       | -       | 566      | 610     | (D)     | (D)       |
| Other crops ----- farms..  | -       | 1       | -       | -        | 3       | 2       | -         |
| ----- \$1,000..  | -       | (D)     | -       | -        | (D)     | (D)     | -         |
| Livestock, poultry, and their products ----- farms..                                 | 48      | 59      | 29      | 26       | 183     | 90      | 108       |
| ----- \$1,000..  | 6 673   | 6 551   | 1 150   | 456      | 22 244  | 2 597   | 52 663    |
| Poultry and poultry products ----- farms..   | 24      | 4       | 1       | 2        | 4       | 3       | -         |
| ----- \$1,000..  | 6 181   | 4 203   | (D)     | (D)      | (D)     | (Z)     | -         |
| Dairy products ----- farms..   | -       | -       | 7       | 2        | 2       | 3       | -         |
| ----- \$1,000..  | -       | -       | 599     | (D)      | (D)     | 69      | -         |
| Cattle and calves ----- farms..  | 40      | 53      | 25      | 18       | 172     | 82      | 9         |
| ----- \$1,000..  | 455     | 2 303   | 425     | 151      | 8 575   | 2 006   | (D)       |
| Hogs and pigs ----- farms..  | 4       | 5       | 6       | 2        | 11      | 9       | 8         |
| ----- \$1,000..  | 19      | (D)     | 107     | (D)      | 508     | (D)     | (D)       |
| Sheep, lambs, and wool ----- farms..   | 3       | -       | 2       | -        | -       | -       | -         |
| ----- \$1,000..  | (D)     | -       | (D)     | -        | -       | -       | -         |
| Other livestock and livestock products (see text) ----- farms..                      | 2       | 3       | 1       | 8        | 21      | 5       | 95        |
| ----- \$1,000..  | (D)     | (D)     | (D)     | 99       | 234     | (D)     | 52 554    |

See footnotes at end of table.

**Table 16. Farms With Sales of \$10,000 or More: 1987 and 1982—Con.**

[Data for 1987 include abnormal farms. For meaning of abbreviations and symbols, see introductory text]

| Item   | Issaquena | Itawamba | Jackson | Jasper  | Jefferson | Jefferson Davis | Jones   |
|--|-----------|----------|---------|---------|-----------|-----------------|---------|
| <b>FARMS AND LAND IN FARMS</b>   |           |          |         |         |           |                 |         |
| Land in farms ----- farms, 1987..  | 76        | 143      | 34      | 111     | 47        | 107             | 312     |
| ----- farms, 1982..  | 91        | 180      | 45      | 145     | 65        | 106             | 348     |
| ----- acres, 1987..  | 117 649   | 40 911   | 9 502   | 46 847  | 41 295    | 37 549          | 59 614  |
| ----- acres, 1982..  | 108 682   | 54 596   | 16 170  | 58 730  | 76 619    | 38 954          | 65 373  |
| Average size of farm ----- acres, 1987..   | 1 548     | 286      | 279     | 422     | 879       | 351             | 191     |
| ----- acres, 1982..  | 1 194     | 303      | 359     | 405     | 1 179     | 367             | 188     |
| Value of land and buildings <sup>1</sup> :<br>Average per farm ----- dollars, 1987.. | 1 028 130 | 138 660  | 302 483 | 204 728 | 546 600   | 156 602         | 196 498 |
| ----- dollars, 1982..  | 1 254 319 | 262 861  | 383 733 | 271 083 | 978 631   | 256 557         | 234 756 |
| Average per acre ----- dollars, 1987..   | 883       | 555      | 673     | 569     | 656       | 547             | 1 122   |
| ----- dollars, 1982..  | 1 037     | 939      | 1 372   | 597     | 853       | 704             | 1 147   |
| Total cropland ----- farms, 1987..   | 76        | 129      | 31      | 96      | 46        | 101             | 248     |
| ----- farms, 1982..  | 91        | 156      | 40      | 129     | 63        | 99              | 277     |
| ----- acres, 1987..  | 102 565   | 24 683   | 4 825   | 20 886  | 21 136    | 23 622          | 28 352  |
| ----- acres, 1982..  | 97 960    | 37 912   | 10 553  | 23 839  | 41 516    | 21 644          | 33 906  |
| Harvested cropland ----- farms, 1987..   | 76        | 117      | 25      | 86      | 38        | 88              | 178     |
| ----- farms, 1982..  | 91        | 144      | 39      | 121     | 58        | 95              | 215     |
| ----- acres, 1987..  | 83 860    | 16 308   | 2 166   | 8 733   | 12 254    | 12 902          | 13 427  |
| ----- acres, 1982..  | 92 992    | 31 538   | 7 962   | 11 628  | 32 780    | 14 287          | 19 488  |
| Irrigated land ----- farms, 1987..   | 15        | 7        | 4       | -       | -         | -               | 4       |
| ----- farms, 1982..  | 7         | 2        | 5       | -       | -         | 1               | 3       |
| ----- acres, 1987..  | 8 149     | (D)      | 9       | -       | -         | -               | (D)     |
| ----- acres, 1982..  | 4 025     | (D)      | 94      | -       | -         | (D)             | 15      |
| <b>MARKET VALUE OF AGRICULTURAL PRODUCTS SOLD</b>                                    |           |          |         |         |           |                 |         |
| Total sales (see text) ----- \$1,000, 1987..   | 21 278    | 12 076   | 2 094   | 8 381   | 3 538     | 6 284           | 57 189  |
| ----- \$1,000, 1982..  | 19 025    | 16 993   | 2 666   | 9 988   | 6 747     | 6 973           | 55 918  |
| Average per farm ----- dollars, 1987..   | 279 972   | 84 449   | 61 590  | 75 505  | 75 271    | 58 732          | 183 298 |
| ----- dollars, 1982..  | 209 066   | 94 408   | 59 252  | 68 885  | 103 803   | 65 781          | 160 683 |
| 1987 sales by commodity or commodity group:  |           |          |         |         |           |                 |         |
| Crops, including nursery and greenhouse crops ----- farms..                          | 74        | 75       | 13      | 26      | 27        | 38              | 62      |
| ----- \$1,000..  | 19 614    | 2 406    | 359     | 467     | 2 520     | 1 142           | 872     |
| Grains ----- farms..   | 68        | 51       | 4       | 9       | 13        | 26              | 17      |
| ----- \$1,000..  | 10 368    | 857      | 150     | 382     | 1 641     | 861             | 440     |
| Corn for grain ----- farms..   | -         | 20       | 3       | 3       | 6         | 10              | 6       |
| ----- \$1,000..  | -         | 143      | (D)     | (D)     | 241       | 142             | (D)     |
| Wheat ----- farms..  | 33        | 4        | 2       | 2       | 5         | 17              | 13      |
| ----- \$1,000..  | (D)       | (D)      | (D)     | (D)     | (D)       | 172             | 141     |
| Soybeans ----- farms..   | 65        | 50       | 3       | 6       | 10        | 21              | 12      |
| ----- \$1,000..  | 8 146     | 696      | (D)     | (D)     | (D)       | 478             | 260     |
| Sorghum for grain ----- farms..  | 8         | 1        | -       | -       | -         | 1               | 1       |
| ----- \$1,000..  | (D)       | (D)      | -       | -       | -         | (D)             | (D)     |
| Barley ----- farms..   | -         | -        | -       | -       | -         | -               | -       |
| ----- \$1,000..  | -         | -        | -       | -       | -         | -               | -       |
| Oats ----- farms..   | 1         | -        | 1       | -       | -         | 2               | -       |
| ----- \$1,000..  | (D)       | -        | (D)     | -       | -         | (D)             | -       |
| Other grains ----- farms..   | 10        | -        | -       | -       | -         | -               | -       |
| ----- \$1,000..  | 954       | -        | -       | -       | -         | -               | -       |
| Cotton and cottonseed ----- farms..  | 53        | 40       | -       | -       | 5         | -               | -       |
| ----- \$1,000..  | (D)       | 1 278    | -       | -       | 782       | -               | -       |
| Tobacco ----- farms..  | -         | -        | -       | -       | -         | -               | -       |
| ----- \$1,000..  | -         | -        | -       | -       | -         | -               | -       |
| Hay, silage, and field seeds ----- farms..   | -         | 20       | 3       | 16      | 15        | 12              | 39      |
| ----- \$1,000..  | -         | 60       | (D)     | (D)     | (D)       | 50              | 120     |
| Vegetables, sweet corn, and melons ----- farms..                                     | -         | 3        | -       | 2       | -         | 7               | 6       |
| ----- \$1,000..  | -         | (D)      | -       | (D)     | -         | 229             | 159     |
| Fruits, nuts, and berries ----- farms..  | 1         | -        | 2       | -       | 1         | -               | 5       |
| ----- \$1,000..  | (D)       | -        | (D)     | -       | (D)       | -               | 6       |
| Nursery and greenhouse crops ----- farms..   | -         | 1        | 8       | -       | -         | -               | 2       |
| ----- \$1,000..  | -         | (D)      | 195     | -       | -         | -               | (D)     |
| Other crops ----- farms..  | -         | 1        | -       | -       | -         | 3               | 2       |
| ----- \$1,000..  | -         | (D)      | -       | -       | -         | 2               | (D)     |
| Livestock, poultry, and their products ----- farms..                                 | 13        | 110      | 29      | 104     | 38        | 85              | 303     |
| ----- \$1,000..  | 1 664     | 9 670    | 1 735   | 7 914   | 1 018     | 5 142           | 56 317  |
| Poultry and poultry products ----- farms..   | -         | 32       | -       | 22      | -         | 11              | 200     |
| ----- \$1,000..  | -         | 8 088    | -       | 4 583   | -         | 2 756           | 48 744  |
| Dairy products ----- farms..   | -         | 8        | 1       | 14      | -         | 2               | 13      |
| ----- \$1,000..  | -         | (D)      | (D)     | 1 218   | -         | (D)             | (D)     |
| Cattle and calves ----- farms..  | 9         | 85       | 23      | 95      | 37        | 79              | 202     |
| ----- \$1,000..  | 206       | 1 053    | 583     | 1 407   | (D)       | 1 704           | 5 375   |
| Hogs and pigs ----- farms..  | -         | 16       | 2       | 9       | 1         | 3               | 9       |
| ----- \$1,000..  | -         | 355      | (D)     | (D)     | (D)       | (D)             | 106     |
| Sheep, lambs, and wool ----- farms..   | -         | -        | -       | -       | -         | -               | 3       |
| ----- \$1,000..  | -         | -        | -       | -       | -         | -               | (D)     |
| Other livestock and livestock products (see text) ----- farms..                      | 4         | 6        | 4       | 5       | 1         | -               | 18      |
| ----- \$1,000..  | 1 458     | (D)      | 236     | (D)     | (D)       | -               | 194     |

See footnotes at end of table.

**Table 16. Farms With Sales of \$10,000 or More: 1987 and 1982—Con.**

[Data for 1987 include abnormal farms. For meaning of abbreviations and symbols, see introductory text]

| Item   | Kemper  | Lafayette | Lamar   | Lauderdale | Lawrence | Leake   | Lee     | Leflore   |
|--|---------|-----------|---------|------------|----------|---------|---------|-----------|
| <b>FARMS AND LAND IN FARMS</b>   |         |           |         |            |          |         |         |           |
| Land in farms ----- farms, 1987..  | 98      | 119       | 102     | 80         | 81       | 238     | 181     | 229       |
| ----- farms, 1982..  | 111     | 146       | 126     | 65         | 69       | 255     | 216     | 250       |
| ----- acres, 1987..  | 53 756  | 53 801    | 36 311  | 37 115     | 31 716   | 47 259  | 96 424  | 272 018   |
| ----- acres, 1982..  | 68 451  | 73 052    | 51 479  | 31 287     | 33 603   | 59 397  | 104 660 | 317 577   |
| Average size of farm ----- acres, 1987..   | 549     | 452       | 356     | 464        | 392      | 199     | 533     | 1 188     |
| ----- acres, 1982..  | 617     | 500       | 409     | 481        | 487      | 233     | 485     | 1 270     |
| Value of land and buildings <sup>1</sup> :<br>Average per farm ----- dollars, 1987.. | 211 520 | 218 458   | 255 846 | 445 517    | 288 280  | 163 682 | 355 038 | 1 005 595 |
| ----- dollars, 1982..  | 352 306 | 252 445   | 397 421 | 336 694    | 280 768  | 163 961 | 337 069 | 1 523 604 |
| Average per acre ----- dollars, 1987..   | 463     | 431       | 659     | 713        | 564      | 772     | 574     | 811       |
| ----- dollars, 1982..  | 535     | 587       | 1 089   | 771        | 615      | 767     | 692     | 1 195     |
| Total cropland ----- farms, 1987..   | 94      | 113       | 92      | 70         | 74       | 187     | 169     | 219       |
| ----- farms, 1982..  | 106     | 139       | 121     | 63         | 64       | 213     | 209     | 249       |
| ----- acres, 1987..  | 21 955  | 28 796    | 18 238  | 15 729     | 18 652   | 25 683  | 75 541  | 236 002   |
| ----- acres, 1982..  | 40 674  | 41 056    | 28 797  | 14 219     | 17 647   | 34 212  | 75 565  | 273 964   |
| Harvested cropland ----- farms, 1987..   | 86      | 101       | 80      | 63         | 63       | 157     | 161     | 217       |
| ----- farms, 1982..  | 101     | 132       | 107     | 55         | 60       | 186     | 204     | 244       |
| ----- acres, 1987..  | 11 680  | 16 961    | 11 439  | 7 580      | 10 146   | 13 585  | 59 464  | 171 285   |
| ----- acres, 1982..  | 31 066  | 31 298    | 16 927  | 6 822      | 11 295   | 23 729  | 66 034  | 245 464   |
| Irrigated land ----- farms, 1987..   | -       | 4         | 2       | 2          | -        | 3       | 6       | 105       |
| ----- farms, 1982..  | -       | 2         | 2       | 2          | -        | 2       | 3       | 78        |
| ----- acres, 1987..  | -       | (D)       | (D)     | (D)        | -        | (D)     | 43      | 50 260    |
| ----- acres, 1982..  | -       | (D)       | (D)     | (D)        | (D)      | (D)     | (D)     | 46 349    |
| <b>MARKET VALUE OF AGRICULTURAL PRODUCTS SOLD</b>                                    |         |           |         |            |          |         |         |           |
| Total sales (see text) ----- \$1,000, 1987..   | 3 312   | 5 968     | 12 501  | 3 632      | 4 267    | 48 859  | 14 682  | 70 649    |
| ----- \$1,000, 1982..  | 5 207   | 6 868     | 10 065  | 2 747      | 2 897    | 41 292  | 16 693  | 77 133    |
| Average per farm ----- dollars, 1987..   | 33 800  | 50 155    | 122 557 | 45 405     | 52 683   | 205 292 | 81 116  | 308 509   |
| ----- dollars, 1982..  | 46 907  | 47 038    | 79 882  | 42 266     | 41 989   | 161 929 | 77 283  | 308 530   |
| 1987 sales by commodity or commodity group:  |         |           |         |            |          |         |         |           |
| Crops, including nursery and greenhouse crops ----- farms..                          | 33      | 75        | 45      | 30         | 34       | 75      | 141     | 216       |
| ----- \$1,000..  | 934     | 3 749     | 2 058   | 1 604      | 1 031    | 1 845   | 6 420   | 58 907    |
| Grains ----- farms..   | 17      | 38        | 20      | 4          | 13       | 24      | 125     | 198       |
| ----- \$1,000..  | 705     | 673       | 637     | 53         | 867      | 416     | 5 333   | 15 404    |
| Corn for grain ----- farms..   | 6       | 21        | 9       | 1          | 10       | 8       | 39      | 8         |
| ----- \$1,000..  | (D)     | 241       | 40      | (D)        | 226      | 58      | 664     | 89        |
| Wheat ----- farms..  | 6       | 3         | 13      | 2          | 7        | 3       | 31      | 29        |
| ----- \$1,000..  | 77      | (D)       | 236     | (D)        | (D)      | (D)     | 212     | (D)       |
| Soybeans ----- farms..   | 13      | 28        | 13      | 2          | 10       | 16      | 121     | 191       |
| ----- \$1,000..  | 596     | 349       | 330     | (D)        | 511      | 323     | 4 402   | 8 522     |
| Sorghum for grain ----- farms..  | 1       | 4         | 2       | -          | -        | 1       | 9       | 48        |
| ----- \$1,000..  | (D)     | 61        | (D)     | -          | -        | (D)     | 55      | (D)       |
| Barley ----- farms..   | -       | -         | -       | -          | -        | -       | -       | -         |
| ----- \$1,000..  | -       | -         | -       | -          | -        | -       | -       | -         |
| Oats ----- farms..   | 1       | 2         | 2       | -          | 2        | -       | -       | -         |
| ----- \$1,000..  | (D)     | (D)       | (D)     | -          | (D)      | -       | -       | -         |
| Other grains ----- farms..   | -       | -         | -       | -          | -        | -       | -       | 45        |
| ----- \$1,000..  | -       | -         | -       | -          | -        | -       | -       | (D)       |
| Cotton and cottonseed ----- farms..  | 1       | 45        | -       | 1          | -        | 29      | 24      | 169       |
| ----- \$1,000..  | (D)     | 2 879     | -       | (D)        | -        | 1 289   | 784     | 41 491    |
| Tobacco ----- farms..  | -       | -         | -       | -          | -        | -       | -       | -         |
| ----- \$1,000..  | -       | -         | -       | -          | -        | -       | -       | -         |
| Hay, silage, and field seeds ----- farms..   | 19      | 20        | 20      | 22         | 18       | 36      | 28      | 3         |
| ----- \$1,000..  | 122     | 76        | 134     | 167        | 128      | (D)     | 159     | (D)       |
| Vegetables, sweet corn, and melons ----- farms..                                     | 1       | 5         | 4       | 5          | 1        | -       | 1       | -         |
| ----- \$1,000..  | (D)     | (D)       | 113     | 41         | (D)      | -       | (D)     | -         |
| Fruits, nuts, and berries ----- farms..  | 2       | -         | 5       | 4          | -        | -       | -       | 2         |
| ----- \$1,000..  | (D)     | -         | (D)     | (D)        | -        | -       | -       | (D)       |
| Nursery and greenhouse crops ----- farms..   | -       | 3         | 3       | 2          | 2        | 1       | 4       | -         |
| ----- \$1,000..  | -       | (D)       | (D)     | (D)        | (D)      | (D)     | (D)     | -         |
| Other crops ----- farms..  | -       | -         | 2       | -          | -        | -       | 1       | -         |
| ----- \$1,000..  | -       | -         | (D)     | -          | -        | -       | (D)     | -         |
| Livestock, poultry, and their products ----- farms..                                 | 88      | 90        | 92      | 73         | 72       | 218     | 126     | 26        |
| ----- \$1,000..  | 2 379   | 2 220     | 10 443  | 2 028      | 3 236    | 47 014  | 8 262   | 13 741    |
| Poultry and poultry products ----- farms..   | 3       | -         | 24      | 1          | 4        | 141     | 9       | -         |
| ----- \$1,000..  | (D)     | -         | 6 907   | (D)        | 1 575    | 43 090  | 3 158   | -         |
| Dairy products ----- farms..   | 5       | 4         | 8       | 8          | 7        | 12      | 14      | -         |
| ----- \$1,000..  | (D)     | (D)       | 875     | (D)        | 363      | (D)     | (D)     | -         |
| Cattle and calves ----- farms..  | 87      | 90        | 82      | 71         | 67       | 154     | 115     | 11        |
| ----- \$1,000..  | 1 938   | 2 084     | 2 557   | 1 404      | 1 032    | 1 862   | 2 639   | 161       |
| Hogs and pigs ----- farms..  | 6       | 4         | 8       | 4          | 4        | 5       | 7       | 3         |
| ----- \$1,000..  | 46      | 10        | 44      | 25         | (D)      | (D)     | 263     | (D)       |
| Sheep, lambs, and wool ----- farms..   | -       | -         | 1       | -          | 2        | -       | -       | -         |
| ----- \$1,000..  | -       | -         | (D)     | -          | (D)      | -       | -       | -         |
| Other livestock and livestock products (see text) ----- farms..                      | 6       | 4         | 2       | 7          | 2        | 8       | 9       | 14        |
| ----- \$1,000..  | 8       | (D)       | (D)     | (D)        | (D)      | 28      | (D)     | (D)       |

See footnotes at end of table.



**Table 16. Farms With Sales of \$10,000 or More: 1987 and 1982—Con.**

[Data for 1987 include abnormal farms. For meaning of abbreviations and symbols, see introductory text]

| Item  | Lincoln | Lowndes | Madison | Marion  | Marshall | Monroe  | Montgomery | Neshoba |
|---|---------|---------|---------|---------|----------|---------|------------|---------|
| <b>FARMS AND LAND IN FARMS</b>                                  |         |         |         |         |          |         |            |         |
| Land in farms ----- farms, 1987..                               | 147     | 129     | 201     | 130     | 187      | 200     | 108        | 194     |
| ----- farms, 1982..   | 146     | 164     | 193     | 148     | 214      | 239     | 121        | 183     |
| ----- acres, 1987..   | 50 747  | 100 095 | 173 044 | 43 230  | 154 599  | 144 007 | 69 004     | 66 262  |
| ----- acres, 1982..   | 63 189  | 124 689 | 194 478 | 59 776  | 169 477  | 160 017 | 76 600     | 49 434  |
| Average size of farm ----- acres, 1987..                        | 345     | 776     | 861     | 333     | 827      | 720     | 639        | 342     |
| ----- acres, 1982..   | 433     | 760     | 1 008   | 404     | 792      | 670     | 633        | 270     |
| Value of land and buildings <sup>1</sup> :                      |         |         |         |         |          |         |            |         |
| Average per farm ----- dollars, 1987..                          | 231 125 | 432 581 | 715 626 | 260 760 | 401 168  | 446 460 | 344 073    | 194 954 |
| ----- dollars, 1982..   | 365 034 | 626 110 | 923 430 | 314 135 | 474 636  | 487 435 | 358 826    | 226 240 |
| Average per acre ----- dollars, 1987..                          | 724     | 535     | 886     | 825     | 542      | 611     | 519        | 504     |
| ----- dollars, 1982..   | 770     | 954     | 944     | 900     | 618      | 734     | 560        | 690     |
| Total cropland ----- farms, 1987..                              | 144     | 123     | 183     | 126     | 177      | 185     | 103        | 172     |
| ----- farms, 1982..   | 138     | 161     | 185     | 141     | 207      | 237     | 118        | 167     |
| ----- acres, 1987..   | 29 661  | 67 777  | 101 994 | 24 121  | 87 686   | 104 029 | 36 215     | 25 077  |
| ----- acres, 1982..   | 36 010  | 95 296  | 124 139 | 31 443  | 96 425   | 115 406 | 44 221     | 27 149  |
| Harvested cropland ----- farms, 1987..                          | 132     | 118     | 171     | 110     | 173      | 178     | 100        | 159     |
| ----- farms, 1982..   | 124     | 158     | 180     | 130     | 205      | 234     | 113        | 147     |
| ----- acres, 1987..   | 11 872  | 51 667  | 57 228  | 10 065  | 56 088   | 80 854  | 21 622     | 10 708  |
| ----- acres, 1982..   | 22 774  | 87 600  | 99 309  | 14 365  | 73 618   | 102 242 | 34 412     | 13 271  |
| Irrigated land ----- farms, 1987..                              | 5       | 6       | 12      | 2       | 2        | 13      | 3          | 4       |
| ----- farms, 1982..   | 2       | 10      | 4       | 1       | 1        | 13      | 1          | 1       |
| ----- acres, 1987..   | (D)     | 280     | 1 114   | (D)     | (D)      | 814     | (D)        | 234     |
| ----- acres, 1982..   | (D)     | 610     | (D)     | (D)     | (D)      | (D)     | (D)        | (D)     |
| <b>MARKET VALUE OF AGRICULTURAL PRODUCTS SOLD</b>               |         |         |         |         |          |         |            |         |
| Total sales (see text) ----- \$1,000, 1987..                    | 12 003  | 9 070   | 22 427  | 8 646   | 17 164   | 14 939  | 7 537      | 24 761  |
| ----- \$1,000, 1982..   | 12 160  | 14 318  | 29 713  | 10 364  | 20 021   | 22 344  | 8 177      | 19 968  |
| Average per farm ----- dollars, 1987..                          | 81 655  | 70 309  | 111 577 | 66 510  | 91 764   | 74 697  | 69 799     | 127 636 |
| ----- dollars, 1982..   | 83 290  | 87 305  | 153 955 | 70 024  | 93 557   | 93 489  | 67 576     | 109 112 |
| 1987 sales by commodity or commodity group:                     |         |         |         |         |          |         |            |         |
| Crops, including nursery and greenhouse crops ----- farms..     | 42      | 108     | 130     | 37      | 138      | 160     | 73         | 38      |
| ----- \$1,000..   | 984     | 6 604   | 17 264  | 537     | 11 872   | 9 830   | 5 052      | 228     |
| Grains ----- farms..  | 14      | 90      | 63      | 11      | 97       | 140     | 42         | 5       |
| ----- \$1,000..   | 400     | 4 426   | 1 993   | 191     | 3 269    | 6 411   | 579        | 55      |
| Corn for grain ----- farms..                                    | 11      | 12      | 15      | 7       | 27       | 41      | 17         | 2       |
| ----- \$1,000..   | (D)     | (D)     | 424     | 58      | 417      | 555     | 122        | (D)     |
| Wheat ----- farms..   | 3       | 46      | 23      | 5       | 23       | 58      | 5          | -       |
| ----- \$1,000..   | (D)     | 524     | (D)     | (D)     | (D)      | 551     | (D)        | -       |
| Soybeans ----- farms..  | 6       | 84      | 45      | 3       | 86       | 128     | 34         | 3       |
| ----- \$1,000..   | (D)     | 3 641   | 1 154   | (D)     | 2 429    | 5 107   | 404        | (D)     |
| Sorghum for grain ----- farms..                                 | -       | 28      | 6       | -       | 18       | 39      | 8          | -       |
| ----- \$1,000..   | -       | 178     | (D)     | -       | (D)      | 195     | (D)        | -       |
| Barley ----- farms..  | -       | -       | -       | -       | -        | -       | -          | -       |
| ----- \$1,000..   | -       | -       | -       | -       | -        | -       | -          | -       |
| Oats ----- farms..  | -       | 4       | -       | -       | -        | 4       | 1          | -       |
| ----- \$1,000..   | -       | (D)     | -       | -       | -        | 2       | (D)        | -       |
| Other grains ----- farms..                                      | -       | -       | -       | -       | -        | -       | -          | -       |
| ----- \$1,000..   | -       | -       | -       | -       | -        | -       | -          | -       |
| Cotton and cottonseed ----- farms..                             | -       | 25      | 91      | -       | 98       | 49      | 55         | -       |
| ----- \$1,000..   | -       | 1 102   | 13 734  | -       | 8 206    | 3 097   | 4 325      | -       |
| Tobacco ----- farms..   | -       | -       | -       | -       | -        | -       | -          | -       |
| ----- \$1,000..   | -       | -       | -       | -       | -        | -       | -          | -       |
| Hay, silage, and field seeds ----- farms..                      | 27      | 18      | 23      | 20      | 21       | 17      | 17         | 33      |
| ----- \$1,000..   | 147     | 89      | 116     | 78      | 141      | (D)     | (D)        | 161     |
| Vegetables, sweet corn, and melons ----- farms..                | 1       | 4       | 5       | 12      | 3        | 5       | -          | 2       |
| ----- \$1,000..   | (D)     | 86      | (D)     | 236     | (D)      | 72      | -          | (D)     |
| Fruits, nuts, and berries ----- farms..                         | -       | 1       | 2       | -       | -        | -       | -          | -       |
| ----- \$1,000..   | -       | (D)     | (D)     | -       | -        | -       | -          | -       |
| Nursery and greenhouse crops ----- farms..                      | 4       | 7       | 6       | 1       | 3        | 3       | 2          | 1       |
| ----- \$1,000..   | (D)     | (D)     | (D)     | (D)     | (D)      | (D)     | (D)        | (D)     |
| Other crops ----- farms..                                       | -       | 1       | 1       | 3       | -        | -       | -          | -       |
| ----- \$1,000..   | -       | (D)     | (D)     | (D)     | -        | -       | -          | -       |
| Livestock, poultry, and their products ----- farms..            | 136     | 72      | 123     | 127     | 127      | 122     | 79         | 192     |
| ----- \$1,000..   | 11 019  | 2 466   | 5 163   | 8 109   | 5 291    | 5 110   | 2 485      | 24 533  |
| Poultry and poultry products ----- farms..                      | 3       | -       | 6       | 9       | 3        | 3       | 2          | 61      |
| ----- \$1,000..   | (D)     | -       | 321     | 1 327   | (D)      | 137     | (D)        | (D)     |
| Dairy products ----- farms..                                    | 46      | 3       | 9       | 31      | 9        | 13      | 4          | 25      |
| ----- \$1,000..   | (D)     | (D)     | 385     | (D)     | 2 292    | (D)     | 266        | (D)     |
| Cattle and calves ----- farms..                                 | 132     | 62      | 111     | 122     | 121      | 109     | 72         | 166     |
| ----- \$1,000..   | 3 521   | 1 966   | 4 141   | 2 578   | 2 642    | 2 619   | 1 482      | 2 704   |
| Hogs and pigs ----- farms..                                     | 4       | 18      | 8       | 10      | 10       | 16      | 5          | 4       |
| ----- \$1,000..   | (D)     | 299     | 117     | 155     | 283      | 1 036   | 271        | 38      |
| Sheep, lambs, and wool ----- farms..                            | -       | -       | -       | 2       | 1        | -       | 1          | -       |
| ----- \$1,000..   | -       | -       | -       | (D)     | (D)      | -       | (D)        | -       |
| Other livestock and livestock products (see text) ----- farms.. | 3       | 4       | 11      | 3       | 6        | 12      | 2          | 14      |
| ----- \$1,000..   | (D)     | (D)     | 200     | (D)     | 58       | (D)     | (D)        | 29      |

See footnotes at end of table.

**Table 16. Farms With Sales of \$10,000 or More: 1987 and 1982—Con.**

[Data for 1987 include abnormal farms. For meaning of abbreviations and symbols, see introductory text.]

| Item  | Newton  | Noxubee | Oktibbeha | Panola  | Pearl River | Perry   | Pike    | Pontotoc |
|---|---------|---------|-----------|---------|-------------|---------|---------|----------|
| <b>FARMS AND LAND IN FARMS</b>                                  |         |         |           |         |             |         |         |          |
| Land in farms ----- farms, 1987..                               | 210     | 237     | 94        | 232     | 128         | 55      | 153     | 186      |
| ----- farms, 1982..   | 240     | 289     | 144       | 281     | 150         | 72      | 182     | 298      |
| ----- acres, 1987..   | 56 745  | 186 840 | 55 317    | 184 617 | 73 498      | 17 080  | 51 868  | 79 715   |
| ----- acres, 1982..   | 65 213  | 210 930 | 81 190    | 236 054 | 73 506      | 27 160  | 54 078  | 114 743  |
| Average size of farm ----- acres, 1987..                        | 270     | 788     | 588       | 796     | 574         | 311     | 339     | 429      |
| ----- acres, 1982..   | 272     | 784     | 564       | 840     | 490         | 377     | 334     | 398      |
| Value of land and buildings <sup>1</sup> :                      |         |         |           |         |             |         |         |          |
| Average per farm ----- dollars, 1987..                          | 206 144 | 397 243 | 275 232   | 415 103 | 544 031     | 205 886 | 258 487 | 193 524  |
| ----- dollars, 1982..   | 219 821 | 584 271 | 467 500   | 767 605 | 499 687     | 275 472 | 330 031 | 313 569  |
| Average per acre ----- dollars, 1987..                          | 780     | 477     | 443       | 497     | 1 020       | 501     | 772     | 455      |
| ----- dollars, 1982..   | 881     | 757     | 759       | 955     | 1 162       | 849     | 1 014   | 758      |
| Total cropland ----- farms, 1987..                              | 175     | 224     | 85        | 227     | 122         | 48      | 148     | 183      |
| ----- farms, 1982..   | 211     | 261     | 138       | 272     | 144         | 68      | 159     | 284      |
| ----- acres, 1987..   | 31 312  | 129 413 | 33 290    | 126 623 | 39 821      | 9 974   | 33 514  | 61 753   |
| ----- acres, 1982..   | 40 060  | 148 041 | 55 848    | 170 586 | 46 150      | 14 341  | 36 922  | 89 242   |
| Harvested cropland ----- farms, 1987..                          | 144     | 207     | 81        | 219     | 102         | 42      | 143     | 178      |
| ----- farms, 1982..   | 178     | 257     | 133       | 267     | 124         | 60      | 146     | 281      |
| ----- acres, 1987..   | 16 636  | 100 409 | 21 287    | 88 073  | 25 661      | 6 341   | 18 403  | 48 950   |
| ----- acres, 1982..   | 24 444  | 134 883 | 39 963    | 146 368 | 30 797      | 10 172  | 22 569  | 81 077   |
| Irrigated land ----- farms, 1987..                              | 5       | 16      | 4         | 15      | 8           | 3       | 6       | 2        |
| ----- farms, 1982..   | 2       | 4       | 5         | 14      | 1           | 4       | 6       | 3        |
| ----- acres, 1987..   | (D)     | 1 616   | 33        | (D)     | 63          | (D)     | 165     | (D)      |
| ----- acres, 1982..   | (D)     | (D)     | 40        | 3 236   | (D)         | (D)     | 497     | (D)      |
| <b>MARKET VALUE OF AGRICULTURAL PRODUCTS SOLD</b>               |         |         |           |         |             |         |         |          |
| Total sales (see text) ----- \$1,000, 1987..                    | 33 634  | 21 355  | 7 650     | 22 817  | 12 563      | 8 070   | 14 270  | 11 036   |
| ----- \$1,000, 1982..   | 30 746  | 25 912  | 10 096    | 32 735  | 12 707      | 6 628   | 15 179  | 18 755   |
| Average per farm ----- dollars, 1987..                          | 160 162 | 90 104  | 81 385    | 98 348  | 98 151      | 146 731 | 93 269  | 59 332   |
| ----- dollars, 1982..   | 128 110 | 96 329  | 70 110    | 116 495 | 84 712      | 92 058  | 93 700  | 65 122   |
| 1987 sales by commodity or commodity group:                     |         |         |           |         |             |         |         |          |
| Crops, including nursery and greenhouse crops ----- farms..     | 43      | 177     | 46        | 191     | 51          | 24      | 44      | 153      |
| ----- \$1,000..   | 1 529   | 11 555  | 1 621     | 19 669  | 2 698       | 971     | 930     | 7 030    |
| Grains ----- farms..  | 12      | 164     | 28        | 138     | 24          | 16      | 22      | 142      |
| ----- \$1,000..   | (D)     | 10 911  | 1 270     | 5 710   | 2 081       | 693     | 703     | 3 351    |
| Corn for grain ----- farms..                                    | 1       | 35      | 2         | 20      | 7           | 5       | 11      | 51       |
| ----- \$1,000..   | (D)     | (D)     | (D)       | 396     | (D)         | 36      | 180     | 352      |
| Wheat ----- farms..   | 4       | 51      | 1         | 39      | 15          | 8       | 16      | 20       |
| ----- \$1,000..   | (D)     | 493     | (D)       | 719     | 401         | 204     | (D)     | 132      |
| Soybeans ----- farms..  | 10      | 158     | 26        | 124     | 20          | 10      | 14      | 127      |
| ----- \$1,000..   | (D)     | 9 603   | 1 245     | 3 780   | 1 643       | 416     | (D)     | 2 716    |
| Sorghum for grain ----- farms..                                 | -       | 49      | 2         | 36      | 1           | 1       | -       | 26       |
| ----- \$1,000..   | -       | 294     | (D)       | (D)     | (D)         | (D)     | -       | 150      |
| Barley ----- farms..  | -       | -       | -         | -       | -           | -       | -       | -        |
| ----- \$1,000..   | -       | -       | -         | -       | -           | -       | -       | -        |
| Oats ----- farms..  | -       | 1       | -         | 1       | 1           | 2       | -       | -        |
| ----- \$1,000..   | -       | (D)     | -         | (D)     | (D)         | (D)     | -       | -        |
| Other grains ----- farms..                                      | -       | -       | -         | 9       | -           | -       | -       | -        |
| ----- \$1,000..   | -       | -       | -         | 498     | -           | -       | -       | -        |
| Cotton and cottonseed ----- farms..                             | -       | 5       | 3         | 138     | -           | -       | -       | 90       |
| ----- \$1,000..   | -       | (D)     | (D)       | 13 601  | -           | -       | -       | 3 574    |
| Tobacco ----- farms..   | -       | -       | -         | -       | -           | -       | -       | -        |
| ----- \$1,000..   | -       | -       | -         | -       | -           | -       | -       | -        |
| Hay, silage, and field seeds ----- farms..                      | 31      | 28      | 18        | 30      | 13          | 10      | 23      | 16       |
| ----- \$1,000..   | 126     | 183     | 70        | 180     | 93          | 83      | 190     | 51       |
| Vegetables, sweet corn, and melons ----- farms..                | 2       | 2       | 1         | -       | 12          | 4       | 2       | 2        |
| ----- \$1,000..   | (D)     | (D)     | (D)       | -       | 111         | (D)     | (D)     | (D)      |
| Fruits, nuts, and berries ----- farms..                         | 1       | 6       | 3         | -       | 7           | -       | -       | -        |
| ----- \$1,000..   | (D)     | (D)     | (D)       | -       | 111         | -       | -       | -        |
| Nursery and greenhouse crops ----- farms..                      | 1       | 2       | 4         | 2       | 4           | 1       | 2       | 1        |
| ----- \$1,000..   | (D)     | (D)     | 171       | (D)     | 302         | (D)     | (D)     | (D)      |
| Other crops ----- farms..                                       | 1       | -       | -         | 1       | -           | -       | -       | 1        |
| ----- \$1,000..   | (D)     | -       | -         | (D)     | -           | -       | -       | (D)      |
| Livestock, poultry, and their products ----- farms..            | 205     | 155     | 83        | 129     | 109         | 47      | 147     | 94       |
| ----- \$1,000..   | 32 105  | 9 800   | 6 029     | 3 148   | 9 866       | 7 100   | 13 340  | 4 006    |
| Poultry and poultry products ----- farms..                      | 84      | 4       | 1         | 1       | 2           | 21      | -       | 6        |
| ----- \$1,000..   | (D)     | 2       | (D)       | (D)     | (D)         | (D)     | -       | -        |
| Dairy products ----- farms..                                    | 48      | 35      | 22        | 3       | 14          | -       | 77      | 16       |
| ----- \$1,000..   | 5 388   | 3 334   | 3 594     | (D)     | 1 551       | -       | (D)     | 1 480    |
| Cattle and calves ----- farms..                                 | 144     | 120     | 75        | 126     | 107         | 35      | 146     | 87       |
| ----- \$1,000..   | 2 833   | 3 558   | 1 664     | 2 835   | 7 947       | 752     | 2 835   | 1 399    |
| Hogs and pigs ----- farms..                                     | 8       | 37      | 12        | 9       | 3           | 7       | 5       | 11       |
| ----- \$1,000..   | 662     | 2 395   | 681       | 88      | 18          | 181     | 162     | 185      |
| Sheep, lambs, and wool ----- farms..                            | -       | 2       | 2         | 2       | 1           | 1       | 1       | 1        |
| ----- \$1,000..   | -       | (D)     | (D)       | (D)     | (D)         | (D)     | (D)     | (D)      |
| Other livestock and livestock products (see text) ----- farms.. | 2       | 26      | 6         | 4       | 12          | 1       | 6       | 5        |
| ----- \$1,000..   | (D)     | (D)     | 28        | (D)     | 34          | (D)     | 34      | 26       |

See footnotes at end of table.

**Table 16. Farms With Sales of \$10,000 or More: 1987 and 1982—Con.**

[Data for 1987 include abnormal farms. For meaning of abbreviations and symbols, see introductory text]

| Item  | Prentiss | Quitman | Rankin  | Scott   | Sharkey   | Simpson | Smith   | Stone   |
|---|----------|---------|---------|---------|-----------|---------|---------|---------|
| <b>FARMS AND LAND IN FARMS</b>                                    |          |         |         |         |           |         |         |         |
| Land in farms ----- farms, 1987 ..                                | 113      | 188     | 217     | 297     | 109       | 184     | 291     | 41      |
| ----- farms, 1982 ..  | 184      | 241     | 223     | 341     | 130       | 200     | 286     | 65      |
| ----- acres, 1987 ..  | 55 864   | 193 511 | 92 189  | 69 230  | 176 683   | 49 850  | 46 462  | 12 694  |
| ----- acres, 1982 ..  | 76 084   | 205 121 | 90 072  | 89 647  | 208 089   | 56 998  | 52 055  | 32 756  |
| Average size of farm ----- acres, 1987 ..                         | 494      | 1 029   | 425     | 233     | 1 621     | 257     | 160     | 310     |
| ----- acres, 1982 ..  | 414      | 851     | 404     | 263     | 1 601     | 285     | 182     | 504     |
| Value of land and buildings <sup>1</sup> : ----- dollars, 1987 .. | 262 366  | 618 614 | 286 968 | 233 805 | 1 243 913 | 212 108 | 136 973 | 294 722 |
| ----- dollars, 1982 ..  | 224 370  | 784 822 | 329 601 | 245 179 | 1 634 331 | 268 810 | 169 855 | 538 138 |
| Average per acre ----- dollars, 1987 ..                           | 601      | 628     | 736     | 822     | 737       | 780     | 997     | 1 131   |
| ----- dollars, 1982 ..  | 566      | 954     | 657     | 1 053   | 1 022     | 862     | 837     | 955     |
| Total cropland ----- farms, 1987 ..                               | 104      | 187     | 192     | 241     | 103       | 166     | 231     | 36      |
| ----- farms, 1982 ..  | 173      | 241     | 194     | 264     | 129       | 171     | 219     | 60      |
| ----- acres, 1987 ..  | 41 603   | 178 156 | 49 044  | 35 827  | 164 601   | 22 473  | 23 133  | 6 690   |
| ----- acres, 1982 ..  | 60 261   | 185 357 | 49 826  | 50 128  | 186 303   | 35 091  | 29 292  | 15 391  |
| Harvested cropland ----- farms, 1987 ..                           | 97       | 187     | 171     | 195     | 102       | 129     | 175     | 30      |
| ----- farms, 1982 ..  | 170      | 241     | 174     | 220     | 129       | 146     | 171     | 53      |
| ----- acres, 1987 ..  | 33 372   | 142 443 | 25 135  | 16 340  | 132 869   | 9 540   | 7 993   | 3 234   |
| ----- acres, 1982 ..  | 54 797   | 172 833 | 31 698  | 32 421  | 178 955   | 21 880  | 13 811  | 9 369   |
| Irrigated land ----- farms, 1987 ..                               | -        | 79      | 2       | 3       | 31        | 3       | 2       | 6       |
| ----- farms, 1982 ..  | -        | 71      | 4       | 2       | 27        | 4       | 4       | 2       |
| ----- acres, 1987 ..  | -        | 33 519  | (D)     | (D)     | (D)       | (D)     | (D)     | (D)     |
| ----- acres, 1982 ..  | -        | 24 098  | (D)     | (D)     | 9 198     | 13      | (D)     | (D)     |
| <b>MARKET VALUE OF AGRICULTURAL PRODUCTS SOLD</b>                 |          |         |         |         |           |         |         |         |
| Total sales (see text) ----- \$1,000, 1987 ..                     | 7 887    | 33 080  | 31 924  | 102 608 | 41 872    | 53 566  | 53 141  | 3 511   |
| ----- \$1,000, 1982 ..  | 10 728   | 39 306  | 38 871  | 81 780  | 44 759    | 32 222  | 44 908  | 4 658   |
| Average per farm ----- dollars, 1987 ..                           | 69 796   | 175 957 | 147 114 | 345 480 | 384 150   | 278 114 | 182 615 | 85 623  |
| ----- dollars, 1982 ..  | 58 306   | 163 097 | 174 308 | 239 825 | 344 301   | 161 109 | 157 020 | 71 662  |
| 1987 sales by commodity or commodity group:                       |          |         |         |         |           |         |         |         |
| Crops, including nursery and greenhouse crops ----- farms ..      | 88       | 187     | 94      | 66      | 102       | 49      | 55      | 23      |
| ----- \$1,000 ..  | 4 178    | (D)     | 4 700   | 1 717   | (D)       | 812     | 791     | 660     |
| Grains ----- farms ..   | 79       | 183     | 49      | 24      | 97        | 16      | 11      | 6       |
| ----- \$1,000 ..  | 2 469    | 13 289  | 1 083   | 826     | 14 345    | 387     | 135     | 202     |
| Corn for grain ----- farms ..                                     | 21       | 8       | 7       | 4       | 3         | 11      | 4       | 3       |
| ----- \$1,000 ..  | 483      | (D)     | (D)     | 30      | (D)       | 109     | 8       | 74      |
| Wheat ----- farms ..  | 10       | 92      | 11      | -       | 45        | 2       | 5       | 4       |
| ----- \$1,000 ..  | 115      | 1 077   | (D)     | -       | (D)       | (D)     | 49      | 29      |
| Soybeans ----- farms ..   | 73       | 174     | 43      | 22      | 96        | 6       | 5       | 4       |
| ----- \$1,000 ..  | 1 743    | 6 156   | 916     | 796     | 10 242    | 248     | 79      | 99      |
| Sorghum for grain ----- farms ..                                  | 14       | 85      | -       | -       | 26        | 1       | -       | -       |
| ----- \$1,000 ..  | 128      | (D)     | -       | -       | (D)       | (D)     | -       | -       |
| Barley ----- farms ..   | -        | -       | -       | -       | -         | -       | -       | -       |
| ----- \$1,000 ..  | -        | -       | -       | -       | -         | -       | -       | -       |
| Oats ----- farms ..   | -        | 1       | -       | -       | -         | -       | -       | -       |
| ----- \$1,000 ..  | -        | (D)     | -       | -       | -         | -       | -       | -       |
| Other grains ----- farms ..                                       | -        | 50      | -       | -       | 25        | 1       | -       | -       |
| ----- \$1,000 ..  | -        | 4 700   | -       | -       | 3 023     | (D)     | -       | -       |
| Cotton and cottonseed ----- farms ..                              | 30       | 144     | 34      | 14      | 73        | -       | -       | -       |
| ----- \$1,000 ..  | 1 661    | 19 092  | 3 102   | (D)     | (D)       | -       | -       | -       |
| Tobacco ----- farms ..  | -        | -       | -       | -       | -         | -       | -       | -       |
| ----- \$1,000 ..  | -        | -       | -       | -       | -         | -       | -       | -       |
| Hay, silage, and field seeds ----- farms ..                       | 12       | 1       | 43      | 37      | -         | 25      | 37      | 6       |
| ----- \$1,000 ..  | 32       | (D)     | 351     | 175     | -         | 64      | 139     | 26      |
| Vegetables, sweet corn, and melons ----- farms ..                 | 3        | -       | 3       | -       | -         | 7       | 19      | 4       |
| ----- \$1,000 ..  | (D)      | -       | (D)     | -       | -         | 94      | 514     | 75      |
| Fruits, nuts, and berries ----- farms ..                          | -        | 6       | -       | 2       | -         | 1       | 1       | 6       |
| ----- \$1,000 ..  | -        | (D)     | -       | (D)     | -         | (D)     | (D)     | (D)     |
| Nursery and greenhouse crops ----- farms ..                       | -        | -       | 1       | 1       | 1         | 2       | -       | 3       |
| ----- \$1,000 ..  | -        | -       | (D)     | (D)     | (D)       | (D)     | -       | (D)     |
| Other crops ----- farms ..  | 1        | 2       | -       | -       | -         | 2       | 2       | -       |
| ----- \$1,000 ..  | (D)      | (D)     | -       | -       | -         | (D)     | (D)     | -       |
| Livestock, poultry, and their products ----- farms ..             | 78       | 15      | 185     | 279     | 13        | 185     | 285     | 37      |
| ----- \$1,000 ..  | 3 709    | (D)     | 27 224  | 100 890 | (D)       | 52 754  | 52 349  | 2 850   |
| Poultry and poultry products ----- farms ..                       | 4        | 1       | 67      | 198     | -         | 98      | 183     | 5       |
| ----- \$1,000 ..  | (D)      | (D)     | 19 834  | 97 144  | -         | 48 591  | 49 506  | 1 437   |
| Dairy products ----- farms ..                                     | 12       | -       | 6       | 4       | -         | 6       | 4       | -       |
| ----- \$1,000 ..  | (D)      | -       | 1 275   | 770     | -         | (D)     | 263     | -       |
| Cattle and calves ----- farms ..                                  | 70       | 9       | 149     | 197     | 2         | 129     | 195     | 33      |
| ----- \$1,000 ..  | 1 302    | 61      | 4 127   | 2 789   | (D)       | 2 613   | 2 415   | 1 008   |
| Hogs and pigs ----- farms ..                                      | 14       | 3       | 18      | 10      | 3         | 15      | 11      | 7       |
| ----- \$1,000 ..  | 502      | (D)     | 1 789   | (D)     | (D)       | 1 051   | 144     | 392     |
| Sheep, lambs, and wool ----- farms ..                             | 1        | -       | 4       | -       | -         | 1       | -       | 1       |
| ----- \$1,000 ..  | (D)      | -       | (D)     | -       | -         | (D)     | -       | (D)     |
| Other livestock and livestock products (see text) ----- farms ..  | 6        | 2       | 9       | 5       | 8         | 3       | 10      | 5       |
| ----- \$1,000 ..  | 29       | (D)     | (D)     | (D)     | (D)       | 3       | 21      | (D)     |

See footnotes at end of table.

**Table 16. Farms With Sales of \$10,000 or More: 1987 and 1982—Con.**

[Data for 1987 include abnormal farms. For meaning of abbreviations and symbols, see introductory text]

| Item  | Sunflower | Tallahatchie | Tate    | Tippah  | Tishomingo | Tunica    | Union   | Walthall |
|---|-----------|--------------|---------|---------|------------|-----------|---------|----------|
| <b>FARMS AND LAND IN FARMS</b>                                  |           |              |         |         |            |           |         |          |
| Land in farms ----- farms, 1987..                               | 369       | 243          | 192     | 113     | 44         | 129       | 145     | 175      |
| ----- farms, 1982..   | 358       | 264          | 223     | 167     | 70         | 145       | 226     | 204      |
| ----- acres, 1987..   | 335 455   | 271 146      | 121 473 | 50 057  | 15 788     | 241 388   | 62 655  | 64 785   |
| ----- acres, 1982..   | 374 605   | 273 793      | 128 894 | 66 566  | 19 862     | 226 156   | 76 472  | 85 027   |
| Average size of farm ----- acres, 1987..                        | 909       | 1 116        | 633     | 443     | 359        | 1 871     | 432     | 370      |
| ----- acres, 1982..   | 1 046     | 1 037        | 578     | 399     | 284        | 1 560     | 338     | 417      |
| Value of land and buildings <sup>1</sup> :                      |           |              |         |         |            |           |         |          |
| Average per farm ----- dollars, 1987..                          | 636 189   | 745 469      | 340 056 | 210 009 | 163 243    | 1 282 084 | 221 049 | 323 743  |
| ----- dollars, 1982..   | 1 239 207 | 1 052 985    | 524 242 | 344 275 | 215 257    | 1 716 417 | 264 389 | 332 108  |
| Average per acre ----- dollars, 1987..                          | 746       | 706          | 596     | 513     | 478        | 705       | 578     | 832      |
| ----- dollars, 1982..   | 1 157     | 1 057        | 973     | 741     | 625        | 988       | 805     | 779      |
| Total cropland ----- farms, 1987..                              | 339       | 240          | 177     | 111     | 42         | 126       | 144     | 172      |
| ----- farms, 1982..   | 341       | 260          | 216     | 166     | 70         | 143       | 223     | 204      |
| ----- acres, 1987..   | 298 633   | 237 073      | 78 939  | 29 609  | 11 033     | 218 257   | 47 535  | 40 881   |
| ----- acres, 1982..   | 324 693   | 231 710      | 83 201  | 41 864  | 13 681     | 211 116   | 61 893  | 58 060   |
| Harvested cropland ----- farms, 1987..                          | 332       | 233          | 164     | 110     | 42         | 125       | 141     | 155      |
| ----- farms, 1982..   | 333       | 259          | 215     | 161     | 69         | 143       | 221     | 195      |
| ----- acres, 1987..   | 208 968   | 190 051      | 54 278  | 20 777  | 7 084      | 189 236   | 36 774  | 22 752   |
| ----- acres, 1982..   | 268 918   | 208 689      | 70 797  | 34 549  | 11 856     | 198 877   | 52 973  | 38 864   |
| Irrigated land ----- farms, 1987..                              | 228       | 90           | 8       | 4       | 2          | 80        | 2       | 3        |
| ----- farms, 1982..   | 161       | 45           | 4       | -       | -          | 71        | 1       | 2        |
| ----- acres, 1987..   | 90 131    | 47 848       | (D)     | (D)     | (D)        | (D)       | (D)     | 32       |
| ----- acres, 1982..   | 72 492    | 24 990       | 639     | -       | -          | 27 697    | (D)     | (D)      |
| <b>MARKET VALUE OF AGRICULTURAL PRODUCTS SOLD</b>               |           |              |         |         |            |           |         |          |
| Total sales (see text) ----- \$1,000, 1987..                    | 86 535    | 52 526       | 19 396  | 6 709   | 1 927      | 46 386    | 8 831   | 14 811   |
| ----- \$1,000, 1982..   | 83 537    | 57 125       | 20 273  | 7 469   | 2 758      | 45 883    | 11 162  | 19 493   |
| Average per farm ----- dollars, 1987..                          | 234 513   | 216 154      | 101 020 | 59 373  | 43 796     | 359 583   | 60 901  | 84 634   |
| ----- dollars, 1982..   | 233 343   | 216 384      | 90 912  | 44 724  | 39 396     | 316 432   | 49 391  | 95 555   |
| 1987 sales by commodity or commodity group:                     |           |              |         |         |            |           |         |          |
| Crops, including nursery and greenhouse crops ----- farms..     | 332       | 222          | 132     | 78      | 27         | 125       | 121     | 49       |
| ----- \$1,000..   | 58 630    | 49 316       | 10 114  | 3 668   | 794        | 42 618    | 5 465   | 1 306    |
| Grains ----- farms..  | 288       | 193          | 96      | 64      | 23         | 121       | 110     | 22       |
| ----- \$1,000..   | 21 346    | 14 061       | 3 368   | 1 681   | 643        | 24 941    | 2 589   | 661      |
| Corn for grain ----- farms..                                    | 2         | 5            | 17      | 46      | 12         | 2         | 49      | 6        |
| ----- \$1,000..   | (D)       | (D)          | 140     | 254     | 218        | (D)       | 505     | (D)      |
| Wheat ----- farms..   | 57        | 38           | 34      | 4       | 5          | 86        | 14      | 16       |
| ----- \$1,000..   | 871       | 372          | 520     | 11      | (D)        | 2 293     | 35      | 259      |
| Soybeans ----- farms..  | 256       | 187          | 89      | 54      | 21         | 118       | 100     | 12       |
| ----- \$1,000..   | 8 254     | 9 044        | 2 381   | 1 380   | 386        | 15 896    | 1 930   | 340      |
| Sorghum for grain ----- farms..                                 | 36        | 41           | 20      | 5       | 2          | 44        | 25      | -        |
| ----- \$1,000..   | (D)       | (D)          | 78      | 36      | (D)        | (D)       | 118     | -        |
| Barley ----- farms..  | -         | -            | -       | -       | -          | -         | -       | -        |
| ----- \$1,000..   | -         | -            | -       | -       | -          | -         | -       | -        |
| Oats ----- farms..  | 1         | -            | -       | -       | -          | -         | -       | 1        |
| ----- \$1,000..   | (D)       | -            | -       | -       | -          | -         | -       | (D)      |
| Other grains ----- farms..                                      | 144       | 39           | 5       | -       | -          | 57        | -       | -        |
| ----- \$1,000..   | 11 907    | 3 880        | 249     | -       | -          | (D)       | -       | -        |
| Cotton and cottonseed ----- farms..                             | 267       | 177          | 92      | 42      | 2          | 70        | 79      | -        |
| ----- \$1,000..   | 37 051    | 34 962       | 5 628   | 1 355   | (D)        | 17 647    | 2 829   | -        |
| Tobacco ----- farms..   | -         | -            | -       | -       | -          | -         | -       | -        |
| ----- \$1,000..   | -         | -            | -       | -       | -          | -         | -       | -        |
| Hay, silage, and field seeds ----- farms..                      | 5         | 11           | 30      | 15      | 4          | 3         | 12      | 33       |
| ----- \$1,000..   | (D)       | 57           | 250     | (D)     | 3          | 19        | (D)     | 261      |
| Vegetables, sweet corn, and melons ----- farms..                | 1         | 2            | 3       | -       | 2          | 1         | -       | 3        |
| ----- \$1,000..   | (D)       | (D)          | (D)     | -       | (D)        | (D)       | -       | (D)      |
| Fruits, nuts, and berries ----- farms..                         | 10        | 8            | -       | -       | 1          | 1         | -       | -        |
| ----- \$1,000..   | 15        | (D)          | -       | -       | (D)        | (D)       | -       | -        |
| Nursery and greenhouse crops ----- farms..                      | 2         | 2            | 3       | 3       | 2          | -         | 1       | 1        |
| ----- \$1,000..   | (D)       | (D)          | (D)     | (D)     | (D)        | -         | (D)     | (D)      |
| Other crops ----- farms..                                       | -         | -            | 2       | -       | -          | 2         | -       | 1        |
| ----- \$1,000..   | -         | -            | (D)     | -       | -          | (D)       | -       | (D)      |
| Livestock, poultry, and their products ----- farms..            | 83        | 64           | 150     | 91      | 33         | 12        | 90      | 166      |
| ----- \$1,000..   | 27 905    | 3 210        | 9 282   | 3 042   | 1 133      | 3 768     | 3 366   | 13 505   |
| Poultry and poultry products ----- farms..                      | -         | 2            | -       | -       | 1          | 1         | 2       | -        |
| ----- \$1,000..   | -         | (D)          | -       | -       | (D)        | (D)       | (D)     | -        |
| Dairy products ----- farms..                                    | -         | -            | 33      | 20      | 4          | -         | 17      | 80       |
| ----- \$1,000..   | -         | -            | (D)     | (D)     | (D)        | -         | 940     | 10 405   |
| Cattle and calves ----- farms..                                 | 23        | 51           | 143     | 89      | 31         | 5         | 88      | 163      |
| ----- \$1,000..   | 946       | 759          | 3 411   | 935     | 327        | 135       | 996     | 2 685    |
| Hogs and pigs ----- farms..                                     | 5         | 8            | 15      | 13      | 8          | 1         | 15      | 14       |
| ----- \$1,000..   | (D)       | (D)          | 174     | 170     | 442        | (D)       | 230     | 414      |
| Sheep, lambs, and wool ----- farms..                            | 1         | -            | 1       | 1       | -          | -         | 3       | -        |
| ----- \$1,000..   | (D)       | -            | (D)     | (D)     | -          | -         | (D)     | -        |
| Other livestock and livestock products (see text) ----- farms.. | 60        | 9            | 11      | 3       | 3          | 7         | 5       | 4        |
| ----- \$1,000..   | 26 571    | (D)          | 82      | (D)     | (D)        | 3 626     | 2       | 1        |

See footnotes at end of table.

Table 16. Farms With Sales of \$10,000 or More: 1987 and 1982—Con.

[Data for 1987 include abnormal farms. For meaning of abbreviations and symbols, see introductory text]

| Item   | Warren    | Washington | Wayne   | Webster | Wilkinson | Winston | Yalobusha | Yazoo   |
|--|-----------|------------|---------|---------|-----------|---------|-----------|---------|
| <b>FARMS AND LAND IN FARMS</b>   |           |            |         |         |           |         |           |         |
| Land in farms ----- farms, 1987..  | 96        | 307        | 148     | 97      | 53        | 106     | 75        | 317     |
| ----- farms, 1982..  | 78        | 340        | 117     | 116     | 77        | 128     | 95        | 269     |
| ----- acres, 1987..  | 90 451    | 346 497    | 35 902  | 51 212  | 62 937    | 44 634  | 52 515    | 316 664 |
| ----- acres, 1982..  | 105 147   | 360 395    | 27 275  | 54 380  | 108 022   | 53 994  | 65 740    | 315 643 |
| Average size of farm ----- acres, 1987..   | 942       | 1 129      | 243     | 528     | 1 187     | 421     | 700       | 899     |
| ----- acres, 1982..  | 1 348     | 1 060      | 233     | 469     | 1 403     | 422     | 692       | 1 173   |
| Value of land and buildings <sup>1</sup> :<br>Average per farm ----- dollars, 1987.. | 852 811   | 981 779    | 175 458 | 241 175 | 1 091 925 | 227 085 | 423 109   | 627 527 |
| ----- dollars, 1982..  | 1 001 308 | 1 271 844  | 197 846 | 218 853 | 1 247 564 | 261 109 | 380 495   | 941 892 |
| Average per acre ----- dollars, 1987..   | 897       | 915        | 607     | 493     | 681       | 552     | 502       | 623     |
| ----- dollars, 1982..  | 693       | 1 180      | 998     | 541     | 765       | 661     | 529       | 823     |
| Total cropland ----- farms, 1987..   | 84        | 293        | 124     | 95      | 51        | 102     | 74        | 298     |
| ----- farms, 1982..  | 75        | 333        | 99      | 113     | 72        | 124     | 94        | 258     |
| ----- acres, 1987..  | 55 785    | 313 482    | 15 695  | 32 899  | 22 732    | 26 421  | 33 522    | 225 033 |
| ----- acres, 1982..  | 60 085    | 324 906    | 11 636  | 35 744  | 40 323    | 29 280  | 40 156    | 230 347 |
| Harvested cropland ----- farms, 1987..   | 71        | 291        | 99      | 92      | 50        | 99      | 72        | 285     |
| ----- farms, 1982..  | 70        | 329        | 77      | 113     | 67        | 120     | 90        | 252     |
| ----- acres, 1987..  | 39 074    | 235 080    | 6 241   | 24 773  | 11 400    | 11 977  | 22 604    | 162 662 |
| ----- acres, 1982..  | 42 736    | 298 202    | 5 045   | 30 081  | 25 257    | 19 003  | 33 488    | 197 386 |
| Irrigated land ----- farms, 1987..   | 1         | 154        | 1       | 2       | 3         | 1       | 2         | 41      |
| ----- farms, 1982..  | 2         | 111        | 1       | 1       | 3         | 1       | -         | 23      |
| ----- acres, 1987..  | (D)       | 86 590     | (D)     | (D)     | (D)       | (D)     | (D)       | (D)     |
| ----- acres, 1982..  | (D)       | 43 996     | (D)     | (D)     | 3         | (D)     | -         | 6 814   |
| <b>MARKET VALUE OF AGRICULTURAL PRODUCTS SOLD</b>                                    |           |            |         |         |           |         |           |         |
| Total sales (see text) ----- \$1,000, 1987..   | 12 342    | 92 524     | 19 741  | 7 883   | 3 742     | 5 838   | 7 274     | 60 180  |
| ----- \$1,000, 1982..  | 10 400    | 85 645     | 15 735  | 7 623   | 5 738     | 7 557   | 7 251     | 60 286  |
| Average per farm ----- dollars, 1987..   | 128 564   | 301 382    | 133 384 | 81 270  | 70 604    | 55 072  | 96 980    | 189 841 |
| ----- dollars, 1982..  | 133 335   | 251 897    | 134 484 | 65 717  | 74 520    | 59 036  | 76 323    | 224 111 |
| 1987 sales by commodity or commodity group:  |           |            |         |         |           |         |           |         |
| Crops, including nursery and greenhouse crops  |           |            |         |         |           |         |           |         |
| ----- farms..  | 63        | 289        | 46      | 76      | 20        | 48      | 63        | 258     |
| ----- \$1,000..  | 11 054    | 69 086     | 499     | 6 429   | 605       | 1 128   | 5 878     | 49 111  |
| Grains ----- farms..   | 51        | 268        | 17      | 46      | 5         | 11      | 39        | 206     |
| ----- \$1,000..  | 3 410     | 30 988     | 200     | 873     | 360       | 190     | 776       | 8 036   |
| Corn for grain ----- farms..   | 9         | 6          | 12      | 5       | 1         | 2       | 8         | 30      |
| ----- \$1,000..  | (D)       | (D)        | 44      | (D)     | (D)       | (D)     | 58        | 371     |
| Wheat ----- farms..  | 11        | 144        | 2       | 3       | -         | 4       | 1         | 36      |
| ----- \$1,000..  | (D)       | 2 895      | (D)     | (D)     | -         | (D)     | (D)       | (D)     |
| Soybeans ----- farms..   | 50        | 242        | 8       | 44      | 5         | 7       | 35        | 190     |
| ----- \$1,000..  | 3 054     | 14 717     | (D)     | 722     | (D)       | 111     | 662       | 6 059   |
| Sorghum for grain ----- farms..  | 2         | 99         | -       | 13      | 1         | 3       | 5         | 66      |
| ----- \$1,000..  | (D)       | 1 232      | -       | 92      | (D)       | 23      | (D)       | 805     |
| Barley ----- farms..   | -         | -          | -       | -       | -         | -       | -         | -       |
| ----- \$1,000..  | -         | -          | -       | -       | -         | -       | -         | -       |
| Oats ----- farms..   | -         | 3          | 1       | -       | -         | -       | -         | 3       |
| ----- \$1,000..  | -         | (D)        | (D)     | -       | -         | -       | -         | (D)     |
| Other grains ----- farms..   | -         | 96         | -       | -       | -         | -       | -         | 4       |
| ----- \$1,000..  | -         | (D)        | -       | -       | -         | -       | -         | (D)     |
| Cotton and cottonseed ----- farms..  | 34        | 194        | -       | 59      | -         | 18      | 49        | 230     |
| ----- \$1,000..  | (D)       | 37 702     | -       | 5 483   | -         | 813     | 4 484     | 40 880  |
| Tobacco ----- farms..  | -         | -          | -       | -       | -         | -       | -         | -       |
| ----- \$1,000..  | -         | -          | -       | -       | -         | -       | -         | -       |
| Hay, silage, and field seeds ----- farms..   | 4         | 6          | 17      | 12      | 12        | 24      | 8         | 17      |
| ----- \$1,000..  | 10        | 27         | 72      | (D)     | 118       | (D)     | 36        | 53      |
| Vegetables, sweet corn, and melons ----- farms..                                     | 5         | 2          | 13      | -       | 2         | -       | 4         | 4       |
| ----- \$1,000..  | (D)       | (D)        | 180     | -       | (D)       | -       | 75        | (D)     |
| Fruits, nuts, and berries ----- farms..  | -         | 13         | 6       | -       | 4         | 1       | -         | 4       |
| ----- \$1,000..  | -         | 89         | (D)     | -       | 6         | (D)     | -         | (D)     |
| Nursery and greenhouse crops ----- farms..   | -         | 2          | 2       | -       | 2         | -       | 1         | 6       |
| ----- \$1,000..  | -         | (D)        | (D)     | (D)     | (D)       | -       | (D)       | 107     |
| Other crops ----- farms..  | 1         | -          | -       | 1       | -         | 1       | 7         | -       |
| ----- \$1,000..  | (D)       | -          | -       | (D)     | -         | (D)     | (D)       | -       |
| Livestock, poultry, and their products ----- farms..                                 | 52        | 52         | 139     | 60      | 45        | 95      | 46        | 136     |
| ----- \$1,000..  | 1 288     | 23 438     | 19 242  | 1 454   | 3 137     | 4 710   | 1 396     | 11 068  |
| Poultry and poultry products ----- farms..   | 1         | 1          | 75      | 1       | 1         | 5       | 1         | -       |
| ----- \$1,000..  | (D)       | (D)        | 16 650  | (D)     | (D)       | 1 438   | (D)       | -       |
| Dairy products ----- farms..   | -         | 1          | 1       | 7       | 1         | 16      | 6         | 3       |
| ----- \$1,000..  | -         | (D)        | (D)     | 664     | (D)       | 1 673   | 312       | (D)     |
| Cattle and calves ----- farms..  | 45        | 19         | 100     | 59      | 45        | 87      | 45        | 110     |
| ----- \$1,000..  | 905       | 469        | 2 194   | 711     | 2 398     | 1 398   | 727       | 2 645   |
| Hogs and pigs ----- farms..  | 8         | 2          | 17      | 6       | 2         | 9       | 4         | 29      |
| ----- \$1,000..  | 296       | (D)        | 212     | (D)     | (D)       | 115     | (D)       | 2 266   |
| Sheep, lambs, and wool ----- farms..   | -         | -          | 1       | -       | -         | -       | -         | 2       |
| ----- \$1,000..  | -         | -          | (D)     | -       | -         | -       | -         | (D)     |
| Other livestock and livestock products (see text) ----- farms..                      | 10        | 31         | 9       | -       | 4         | 4       | 1         | 20      |
| ----- \$1,000..  | (D)       | (D)        | (D)     | -       | 4         | 86      | (D)       | 5 852   |

See footnotes at end of table.

Table 16. Farms With Sales of \$10,000 or More: 1987 and 1982—Con.

[Data for 1987 include abnormal farms. For meaning of abbreviations and symbols, see introductory text]

| Item  | Mississippi | Adams  | Alcorn | Amite  | Attala | Benton | Bolivar |
|---|-------------|--------|--------|--------|--------|--------|---------|
| <b>1987 FARMS BY STANDARD INDUSTRIAL CLASSIFICATION</b>   |             |        |        |        |        |        |         |
| Cash grains (011) -----   | 2 314       | 14     | 33     | 3      | 7      | 20     | 237     |
| Field crops, except cash grains (013) -----   | 2 883       | 7      | 7      | 8      | 49     | 36     | 95      |
| Cotton (0131) -----   | 2 697       | 6      | 7      | -      | 45     | 36     | 94      |
| Tobacco (0132) -----  | -           | -      | -      | -      | -      | -      | -       |
| Sugarcane and sugar beets; Irish potatoes;<br>field crops, except cash grains, n.e.c.<br>(0133, 0134, 0139) ----- | 186         | 1      | -      | 8      | 4      | -      | 1       |
| Vegetables and melons (016) -----   | 117         | -      | -      | 2      | 2      | 3      | -       |
| Fruits and tree nuts (017) -----  | 30          | -      | -      | -      | -      | -      | 4       |
| Horticultural specialties (018) -----   | 146         | 1      | 5      | -      | 2      | 1      | -       |
| General farms, primarily crop (019) -----   | 175         | -      | 6      | -      | 1      | 3      | 3       |
| Livestock, except dairy, poultry, and animal<br>specialties (021) -----   | 3 809       | 23     | 27     | 88     | 40     | 21     | 1       |
| Beef cattle, except feedlots (0212) -----   | 3 344       | 17     | 23     | 86     | 35     | 15     | -       |
| Dairy farms (024) -----   | 771         | -      | 9      | 45     | 7      | -      | -       |
| Poultry and eggs (025) -----  | 1 375       | -      | -      | -      | 1      | -      | 2       |
| Animal specialties (027) -----  | 318         | 1      | 4      | -      | 2      | -      | 8       |
| General farms, primarily livestock and animal<br>specialties (029) -----  | 30          | -      | 6      | 1      | -      | -      | -       |
| <b>FARMS BY SIZE</b>  |             |        |        |        |        |        |         |
| 1 to 9 acres ----- 1987 ..  | 274         | 4      | 1      | 2      | -      | -      | 1       |
| ----- 1982 ..   | 249         | 2      | 1      | -      | 1      | -      | 3       |
| 10 to 49 acres ----- 1987 ..  | 691         | 1      | 6      | 4      | 1      | 2      | 1       |
| ----- 1982 ..   | 727         | 4      | 8      | 2      | 1      | -      | 9       |
| 50 to 69 acres ----- 1987 ..  | 361         | 5      | 4      | 2      | 4      | 1      | -       |
| ----- 1982 ..   | 338         | 2      | 2      | 7      | -      | -      | 4       |
| 70 to 99 acres ----- 1987 ..  | 613         | 1      | 4      | 1      | 7      | 3      | 4       |
| ----- 1982 ..   | 713         | 2      | 8      | 5      | 1      | 5      | 15      |
| 100 to 139 acres ----- 1987 ..  | 884         | -      | 19     | 6      | 4      | 8      | 7       |
| ----- 1982 ..   | 1 047       | 2      | 13     | 10     | 14     | 12     | 26      |
| 140 to 179 acres ----- 1987 ..  | 781         | 3      | 8      | 4      | 7      | 9      | 12      |
| ----- 1982 ..   | 917         | 4      | 14     | 10     | 9      | 7      | 18      |
| 180 to 219 acres ----- 1987 ..  | 724         | 2      | 3      | 18     | 7      | 7      | 13      |
| ----- 1982 ..   | 827         | 2      | 9      | 7      | 4      | 18     | 13      |
| 220 to 259 acres ----- 1987 ..  | 613         | -      | 3      | 15     | 10     | 3      | 6       |
| ----- 1982 ..   | 726         | 5      | 8      | 13     | 8      | 6      | 6       |
| 260 to 499 acres ----- 1987 ..  | 2 496       | 5      | 21     | 47     | 38     | 15     | 62      |
| ----- 1982 ..   | 2 960       | 6      | 56     | 52     | 37     | 21     | 66      |
| 500 to 999 acres ----- 1987 ..  | 2 377       | 10     | 20     | 28     | 21     | 17     | 121     |
| ----- 1982 ..   | 2 615       | 7      | 32     | 29     | 24     | 33     | 107     |
| 1,000 to 1,999 acres ----- 1987 ..  | 1 353       | 3      | 6      | 12     | 7      | 8      | 78      |
| ----- 1982 ..   | 1 651       | 11     | 6      | 17     | 20     | 9      | 88      |
| 2,000 acres or more ----- 1987 ..   | 811         | 12     | 2      | 8      | 5      | 11     | 45      |
| ----- 1982 ..   | 883         | 9      | -      | 7      | 3      | 6      | 52      |
| <b>TENURE OF OPERATOR</b>   |             |        |        |        |        |        |         |
| Full owners ----- farms, 1987 ..  | 5 036       | 19     | 37     | 68     | 49     | 36     | 41      |
| ----- 1982 ..   | 5 510       | 29     | 49     | 73     | 52     | 40     | 88      |
| ----- acres, 1987 ..  | 2 035 219   | 45 402 | 15 218 | 43 844 | 17 673 | 18 533 | 49 598  |
| ----- 1982 ..   | 2 486 107   | 47 470 | 14 222 | 34 968 | 21 203 | 23 655 | 105 073 |
| Part owners ----- farms, 1987 ..  | 4 994       | 16     | 51     | 73     | 51     | 40     | 145     |
| ----- 1982 ..   | 6 472       | 16     | 90     | 80     | 60     | 51     | 225     |
| ----- acres, 1987 ..  | 3 996 100   | 21 058 | 23 668 | 49 255 | 37 958 | 37 515 | 184 816 |
| ----- 1982 ..   | 5 396 201   | 17 737 | 37 222 | 67 144 | 48 603 | 42 391 | 264 322 |
| Tenants ----- farms, 1987 ..  | 1 938       | 11     | 9      | 6      | 11     | 8      | 164     |
| ----- 1982 ..   | 1 671       | 11     | 18     | 6      | 10     | 16     | 94      |
| ----- acres, 1987 ..  | 1 889 890   | 6 139  | 2 189  | 2 230  | 3 048  | 6 943  | 178 066 |
| ----- 1982 ..   | 1 144 121   | 18 406 | 6 567  | 1 797  | 6 142  | 3 615  | 80 936  |
| <b>OPERATOR CHARACTERISTICS</b>   |             |        |        |        |        |        |         |
| Operators by place of residence:  |             |        |        |        |        |        |         |
| On farm operated ----- 1987 ..  | 7 862       | 14     | 75     | 118    | 76     | 50     | 165     |
| ----- 1982 ..   | 8 886       | 23     | 121    | 116    | 80     | 74     | 202     |
| Not on farm operated ----- 1987 ..  | 2 992       | 25     | 12     | 16     | 26     | 21     | 153     |
| ----- 1982 ..   | 3 022       | 23     | 25     | 25     | 25     | 25     | 151     |
| Not reported ----- 1987 ..  | 1 114       | 7      | 10     | 13     | 9      | 13     | 32      |
| ----- 1982 ..   | 1 765       | 10     | 11     | 18     | 17     | 18     | 54      |
| Operators by principal occupation:  |             |        |        |        |        |        |         |
| Farming ----- 1987 ..   | 8 469       | 27     | 53     | 106    | 79     | 58     | 306     |
| ----- 1982 ..   | 10 101      | 32     | 113    | 103    | 83     | 94     | 362     |
| Other ----- 1987 ..   | 3 499       | 19     | 44     | 41     | 32     | 26     | 44      |
| ----- 1982 ..   | 3 552       | 24     | 44     | 56     | 39     | 23     | 45      |
| Operators by days of work off farm:   |             |        |        |        |        |        |         |
| None ----- 1987 ..  | 6 024       | 16     | 40     | 82     | 52     | 37     | 232     |
| ----- 1982 ..   | 6 592       | 17     | 76     | 74     | 46     | 51     | 250     |
| Any ----- 1987 ..   | 5 021       | 29     | 56     | 53     | 53     | 39     | 90      |
| ----- 1982 ..   | 5 407       | 28     | 72     | 67     | 60     | 45     | 115     |
| 1 to 49 days ----- 1987 ..  | 675         | -      | 1      | 2      | 9      | 3      | 24      |
| ----- 1982 ..   | 936         | 3      | 7      | 11     | 9      | 10     | 24      |
| 50 to 99 days ----- 1987 ..   | 408         | 4      | 2      | 1      | 9      | 4      | 9       |
| ----- 1982 ..   | 449         | 5      | -      | 2      | 6      | 3      | 14      |
| 100 to 149 days ----- 1987 ..   | 439         | -      | 10     | 7      | 2      | 6      | 6       |
| ----- 1982 ..   | 446         | 2      | 7      | 4      | 2      | 3      | 21      |

See footnotes at end of table.

**Table 16. Farms With Sales of \$10,000 or More: 1987 and 1982—Con.**

[Data for 1987 include abnormal farms. For meaning of abbreviations and symbols, see introductory text.]

| Item  | Calhoun | Carroll | Chickasaw | Choctaw | Claiborne | Clarke | Clay   |
|---|---------|---------|-----------|---------|-----------|--------|--------|
| <b>1987 FARMS BY STANDARD INDUSTRIAL CLASSIFICATION</b>   |         |         |           |         |           |        |        |
| Cash grains (011) .....   | 28      | 5       | 76        | 3       | 6         | 2      | 52     |
| Field crops, except cash grains (013) .....   | 84      | 53      | 23        | 5       | 5         | 2      | 8      |
| Cotton (0131) .....   | 71      | 50      | 5         | 4       | 5         | 1      | 3      |
| Tobacco (0132) .....  | -       | -       | -         | -       | -         | -      | -      |
| Sugarcane and sugar beets; Irish potatoes;<br>field crops, except cash grains, n.e.c.<br>(0133, 0134, 0139) ..... | 13      | 3       | 18        | 1       | -         | 1      | 5      |
| Vegetables and melons (016) .....   | 1       | -       | -         | 1       | -         | -      | -      |
| Fruits and tree nuts (017) .....  | 1       | -       | -         | 1       | -         | -      | -      |
| Horticultural specialties (018) .....   | 1       | -       | -         | 1       | -         | 2      | 1      |
| General farms, primarily crop (019) .....   | 8       | 6       | 4         | -       | 1         | 4      | 1      |
| Livestock, except dairy, poultry, and animal<br>specialties (021) .....   | 33      | 69      | 65        | 31      | 50        | 55     | 76     |
| Beef cattle, except feedlots (0212) .....   | 24      | 58      | 60        | 21      | 45        | 47     | 72     |
| Dairy farms (024) .....   | 1       | 1       | 12        | 6       | 1         | 3      | 11     |
| Poultry and eggs (025) .....  | 1       | -       | -         | -       | -         | -      | -      |
| Animal specialties (027) .....  | -       | 1       | 2         | -       | -         | -      | 4      |
| General farms, primarily livestock and animal<br>specialties (029) .....  | -       | -       | 3         | -       | -         | -      | -      |
| <b>FARMS BY SIZE</b>  |         |         |           |         |           |        |        |
| 1 to 9 acres .....  | 2       | -       | -         | 2       | -         | 5      | 2      |
| 10 to 49 acres .....  | 3       | 1       | 5         | 3       | 1         | 3      | 1      |
| 50 to 69 acres .....  | 6       | 1       | 1         | 2       | 1         | 3      | 2      |
| 70 to 99 acres .....  | 4       | 1       | 3         | 1       | 2         | 1      | 2      |
| 100 to 139 acres .....  | 1       | 1       | 3         | -       | 3         | -      | 2      |
| 140 to 179 acres .....  | 8       | 2       | 6         | 4       | 2         | 1      | 7      |
| 180 to 219 acres .....  | 12      | -       | 14        | 2       | -         | 1      | 4      |
| 220 to 259 acres .....  | 11      | 1       | 15        | 4       | 6         | 3      | 12     |
| 260 to 499 acres .....  | 14      | 4       | 6         | 7       | 6         | 8      | 5      |
| 500 to 999 acres .....  | 7       | 8       | 11        | 7       | 5         | 5      | 13     |
| 1,000 to 1,999 acres .....  | 22      | 5       | 22        | 2       | 4         | 6      | 8      |
| 2,000 acres or more .....   | 10      | 7       | 15        | 6       | 2         | 4      | 8      |
| 1 to 9 acres .....  | 10      | 6       | 20        | 4       | 1         | 1      | 11     |
| 10 to 49 acres .....  | 5       | 11      | 10        | 1       | 4         | 2      | 19     |
| 50 to 69 acres .....  | 11      | 5       | 13        | 3       | 2         | 1      | 14     |
| 70 to 99 acres .....  | 44      | 31      | 53        | 7       | 7         | 27     | 40     |
| 100 to 139 acres .....  | 63      | 29      | 79        | 6       | 22        | 13     | 36     |
| 140 to 179 acres .....  | 26      | 42      | 40        | 6       | 16        | 12     | 21     |
| 180 to 219 acres .....  | 46      | 52      | 51        | 21      | 17        | 14     | 49     |
| 220 to 259 acres .....  | 30      | 21      | 14        | 4       | 9         | 5      | 14     |
| 260 to 499 acres .....  | 26      | 17      | 17        | 5       | 12        | 2      | 17     |
| 500 to 999 acres .....  | 7       | 10      | 13        | 2       | 8         | 3      | 12     |
| 1,000 to 1,999 acres .....  | 7       | 13      | 14        | 4       | 10        | 3      | 6      |
| 2,000 acres or more .....   | 7       | 13      | 14        | 4       | 10        | 3      | 6      |
| <b>TENURE OF OPERATOR</b>   |         |         |           |         |           |        |        |
| Full owners .....   | 59      | 49      | 74        | 29      | 31        | 28     | 61     |
| acres, 1987 .....   | 80      | 46      | 74        | 16      | 28        | 20     | 60     |
| acres, 1982 .....   | 24 801  | 56 031  | 39 261    | (D)     | 18 560    | 8 870  | 22 784 |
| Part owners .....   | 32 044  | 51 408  | 46 917    | 5 285   | 27 776    | 9 777  | 26 486 |
| Part owners .....   | 79      | 65      | 84        | 17      | 21        | 36     | 77     |
| acres, 1987 .....   | 123     | 69      | 134       | 35      | 35        | 30     | 79     |
| acres, 1982 .....   | 68 772  | 54 104  | 64 573    | 14 553  | 42 490    | 20 306 | 61 416 |
| Tenants .....   | 84 863  | 64 282  | 76 507    | 29 307  | 65 093    | 17 232 | 62 754 |
| Tenants .....   | 19      | 21      | 27        | 1       | 11        | 4      | 15     |
| acres, 1987 .....   | 17      | 18      | 32        | 5       | 16        | 5      | 16     |
| acres, 1982 .....   | 8 202   | 10 014  | 11 145    | (D)     | 5 772     | 6 175  | 9 817  |
| Operator characteristics .....  | 5 591   | 7 729   | 13 093    | 1 874   | 7 908     | 468    | 7 500  |
| <b>OPERATOR CHARACTERISTICS</b>   |         |         |           |         |           |        |        |
| Operators by place of residence:  |         |         |           |         |           |        |        |
| On farm operated .....  | 110     | 78      | 141       | 35      | 39        | 48     | 101    |
| Not on farm operated .....  | 150     | 83      | 155       | 38      | 49        | 40     | 102    |
| Not reported .....  | 32      | 45      | 31        | 8       | 17        | 13     | 39     |
| Operators by principal occupation:  |         |         |           |         |           |        |        |
| Farming .....   | 39      | 30      | 54        | 10      | 22        | 11     | 35     |
| Other .....   | 15      | 12      | 13        | 4       | 7         | 7      | 13     |
| Operators by days of work off farm:   |         |         |           |         |           |        |        |
| None .....  | 31      | 20      | 31        | 8       | 8         | 4      | 18     |
| None .....  | 115     | 95      | 129       | 20      | 44        | 41     | 90     |
| Other .....   | 160     | 112     | 185       | 36      | 48        | 36     | 98     |
| Other .....   | 42      | 40      | 56        | 27      | 19        | 27     | 63     |
| Other .....   | 60      | 21      | 55        | 20      | 31        | 19     | 57     |
| Operators by days of work off farm:   |         |         |           |         |           |        |        |
| None .....  | 78      | 64      | 67        | 17      | 31        | 31     | 59     |
| Any .....   | 103     | 72      | 109       | 16      | 36        | 19     | 54     |
| Any .....   | 64      | 59      | 100       | 28      | 29        | 35     | 84     |
| Any .....   | 92      | 38      | 108       | 30      | 39        | 28     | 84     |
| 1 to 49 days .....  | 5       | 10      | 20        | 1       | -         | 2      | 8      |
| 50 to 99 days .....   | 15      | 12      | 30        | 2       | 3         | 1      | 12     |
| 100 to 149 days .....   | 10      | 3       | 10        | 1       | 1         | 1      | 3      |
| 150 to 199 days .....   | 6       | 3       | 13        | 6       | 3         | 2      | 8      |
| 200 to 249 days .....   | 9       | 5       | 10        | 1       | 6         | 1      | 1      |
| 250 to 299 days .....   | 4       | 2       | 6         | 1       | 1         | 5      | 7      |

See footnotes at end of table.

**Table 16. Farms With Sales of \$10,000 or More: 1987 and 1982—Con.**

[Data for 1987 include abnormal farms. For meaning of abbreviations and symbols, see introductory text.]

| Item  | Coahoma | Copiah | Covington | De Soto | Forrest | Franklin | George |
|---|---------|--------|-----------|---------|---------|----------|--------|
| <b>1987 FARMS BY STANDARD INDUSTRIAL CLASSIFICATION</b>   |         |        |           |         |         |          |        |
| Cash grains (011) .....   | 58      | 5      | 11        | 38      | 25      | 10       | 30     |
| Field crops, except cash grains (013) .....   | 114     | 9      | 6         | 27      | -       | 1        | 2      |
| Cotton (0131) .....   | 114     | 3      | 2         | 22      | -       | 1        | -      |
| Tobacco (0132) .....  | -       | -      | -         | -       | -       | -        | -      |
| Sugarcane and sugar beets; Irish potatoes;<br>field crops, except cash grains, n.e.c.<br>(0133, 0134, 0139) ..... | -       | 6      | 4         | 5       | -       | -        | 2      |
| Vegetables and melons (016) .....   | -       | 6      | 2         | -       | 3       | -        | 8      |
| Fruits and tree nuts (017) .....  | 4       | 1      | 1         | -       | 1       | -        | 1      |
| Horticultural specialties (018) .....   | 1       | -      | 2         | 4       | 3       | -        | 14     |
| General farms, primarily crop (019) .....   | 8       | 1      | -         | 4       | -       | -        | -      |
| Livestock, except dairy, poultry, and animal<br>specialties (021) .....   | -       | 98     | 90        | 49      | 26      | 22       | 21     |
| Beef cattle, except feedlots (0212) .....   | -       | 92     | 84        | 43      | 20      | 18       | 14     |
| Dairy farms (024) .....   | -       | 11     | 1         | 12      | 6       | 3        | 8      |
| Poultry and eggs (025) .....  | -       | 29     | 34        | -       | 15      | 1        | -      |
| Animal specialties (027) .....  | 1       | -      | 1         | 7       | 4       | -        | -      |
| General farms, primarily livestock and animal<br>specialties (029) .....  | -       | -      | -         | -       | 1       | -        | -      |
| <b>FARMS BY SIZE</b>  |         |        |           |         |         |          |        |
| 1 to 9 acres .....  | 2       | 4      | 8         | 4       | 2       | -        | 5      |
| 1982 .....  | -       | 5      | 3         | 4       | 2       | 1        | 2      |
| 10 to 49 acres .....  | -       | 11     | 11        | 9       | 10      | 1        | 9      |
| 1982 .....  | 2       | 11     | 17        | 7       | 13      | -        | 7      |
| 50 to 69 acres .....  | 1       | 7      | 2         | 4       | 5       | 3        | 3      |
| 1982 .....  | -       | 7      | 5         | 2       | 2       | -        | 3      |
| 70 to 99 acres .....  | 4       | 10     | 12        | 5       | 9       | 1        | 9      |
| 1982 .....  | 8       | 4      | 14        | 3       | 11      | -        | 10     |
| 100 to 139 acres .....  | 4       | 8      | 20        | 12      | 8       | 1        | 12     |
| 1982 .....  | 4       | 15     | 18        | 8       | 12      | 2        | 20     |
| 140 to 179 acres .....  | 4       | 13     | 16        | 4       | 8       | 2        | 10     |
| 1982 .....  | 10      | 9      | 19        | 15      | 5       | 2        | 12     |
| 180 to 219 acres .....  | 4       | 6      | 12        | 10      | 8       | 1        | 2      |
| 1982 .....  | 2       | 6      | 8         | 9       | 2       | 3        | 9      |
| 220 to 259 acres .....  | 5       | 7      | 10        | 5       | 6       | 4        | 5      |
| 1982 .....  | 8       | 3      | 9         | 15      | 3       | 3        | 12     |
| 260 to 499 acres .....  | 32      | 43     | 34        | 32      | 15      | 9        | 14     |
| 1982 .....  | 23      | 43     | 42        | 40      | 16      | 5        | 15     |
| 500 to 999 acres .....  | 56      | 33     | 15        | 20      | 5       | 6        | 12     |
| 1982 .....  | 73      | 40     | 22        | 29      | 11      | 6        | 7      |
| 1,000 to 1,999 acres .....  | 41      | 13     | 6         | 20      | 6       | 7        | 1      |
| 1982 .....  | 61      | 12     | 7         | 27      | 4       | 8        | 1      |
| 2,000 acres or more .....   | 33      | 5      | 2         | 16      | 2       | 2        | 2      |
| 1982 .....  | 36      | 10     | 2         | 23      | 2       | 4        | -      |
| <b>TENURE OF OPERATOR</b>   |         |        |           |         |         |          |        |
| Full owners .....   | 19      | 88     | 82        | 44      | 47      | 19       | 44     |
| farms, 1987 .....   | 39      | 88     | 89        | 64      | 59      | 18       | 38     |
| 1982 .....  | 20 996  | 35 860 | 18 770    | 12 232  | 14 250  | 7 256    | (D)    |
| acres, 1987 .....   | 37 328  | 43 299 | 16 420    | 37 547  | (D)     | (D)      | 7 138  |
| 1982 .....  |         |        |           |         |         |          |        |
| Part owners .....   | 52      | 68     | 63        | 67      | 34      | 18       | 38     |
| farms, 1987 .....   | 95      | 68     | 70        | 88      | 22      | 14       | 56     |
| 1982 .....  | 57 042  | 46 759 | 26 455    | 81 010  | 13 326  | 17 022   | 15 530 |
| acres, 1987 .....   | 136 963 | 53 344 | 34 431    | 94 348  | 7 047   | 18 754   | 13 628 |
| 1982 .....  |         |        |           |         |         |          |        |
| Tenants .....   | 115     | 4      | 3         | 30      | 3       | -        | 2      |
| farms, 1987 .....   | 93      | 9      | 7         | 30      | 2       | 2        | 4      |
| 1982 .....  | 178 967 | 2 957  | 790       | 40 125  | 180     | -        | (D)    |
| acres, 1987 .....   | 95 791  | 5 642  | 1 952     | 33 879  | (D)     | (D)      | 478    |
| 1982 .....  |         |        |           |         |         |          |        |
| <b>OPERATOR CHARACTERISTICS</b>   |         |        |           |         |         |          |        |
| Operators by place of residence:  |         |        |           |         |         |          |        |
| On farm operated .....  | 79      | 121    | 112       | 88      | 61      | 28       | 72     |
| 1987 .....  | 98      | 121    | 117       | 114     | 60      | 22       | 79     |
| 1982 .....  | 92      | 30     | 23        | 42      | 13      | 8        | 6      |
| Not on farm operated .....  | 109     | 27     | 29        | 51      | 12      | 10       | 12     |
| 1987 .....  | 15      | 9      | 13        | 11      | 10      | 1        | 6      |
| 1982 .....  | 20      | 17     | 20        | 17      | 11      | 2        | 7      |
| Operators by principal occupation:  |         |        |           |         |         |          |        |
| Farming .....   | 165     | 99     | 82        | 96      | 47      | 25       | 45     |
| 1987 .....  | 212     | 113    | 102       | 126     | 52      | 24       | 53     |
| 1982 .....  | 21      | 61     | 66        | 45      | 37      | 12       | 39     |
| Other .....   | 15      | 52     | 64        | 56      | 31      | 10       | 45     |
| 1982 .....  |         |        |           |         |         |          |        |
| Operators by days of work off farm:   |         |        |           |         |         |          |        |
| None .....  | 129     | 74     | 65        | 69      | 28      | 17       | 30     |
| 1987 .....  | 153     | 70     | 80        | 81      | 41      | 20       | 37     |
| 1982 .....  | 49      | 75     | 72        | 65      | 47      | 18       | 50     |
| Any .....   | 55      | 76     | 66        | 82      | 34      | 9        | 54     |
| 1982 .....  |         |        |           |         |         |          |        |
| 1 to 49 days .....  | 12      | 12     | 6         | 4       | 3       | 2        | 5      |
| 1987 .....  | 11      | 19     | 7         | 9       | 5       | 1        | 4      |
| 1982 .....  | 12      | 2      | 2         | 7       | 3       | 3        | 7      |
| 50 to 99 days .....   | 10      | 10     | 5         | 6       | -       | -        | 3      |
| 1987 .....  | 4       | 4      | 4         | 8       | 9       | 3        | 3      |
| 1982 .....  | 7       | 9      | 2         | 6       | 2       | -        | 5      |

See footnotes at end of table.



**Table 16. Farms With Sales of \$10,000 or More: 1987 and 1982—Con.**

[Data for 1987 include abnormal farms. For meaning of abbreviations and symbols, see introductory text]

| Item  | Greene | Grenada | Hancock | Harrison | Hinds   | Holmes  | Humphreys |
|---|--------|---------|---------|----------|---------|---------|-----------|
| <b>1987 FARMS BY STANDARD INDUSTRIAL CLASSIFICATION</b>   |        |         |         |          |         |         |           |
| Cash grains (011) -----   | 3      | 12      | 6       | 1        | 25      | 9       | 36        |
| Field crops, except cash grains (013) -----   | -      | 37      | -       | 2        | 25      | 139     | 120       |
| Cotton (0131) -----   | -      | 36      | -       | -        | 22      | 139     | 120       |
| Tobacco (0132) -----  | -      | -       | -       | -        | -       | -       | -         |
| Sugarcane and sugar beets; Irish potatoes; field crops, except cash grains, n.e.c. (0133, 0134, 0139) ----- | -      | 1       | -       | 2        | 3       | -       | -         |
| Vegetables and melons (016) -----   | 4      | 1       | 1       | -        | 3       | -       | -         |
| Fruits and tree nuts (017) -----  | -      | -       | -       | 2        | 1       | -       | -         |
| Horticultural specialties (018) -----   | -      | -       | -       | 10       | 5       | 1       | -         |
| General farms, primarily crop (019) -----   | -      | 1       | -       | -        | 9       | 3       | 3         |
| Livestock, except dairy, poultry, and animal specialties (021) -----  | 21     | 29      | 22      | 12       | 145     | 42      | -         |
| Beef cattle, except feedlots (0212) -----   | 21     | 24      | 14      | 10       | 134     | 41      | -         |
| Dairy farms (024) -----   | -      | -       | 5       | 2        | -       | 3       | -         |
| Poultry and eggs (025) -----  | 24     | 4       | 1       | 2        | 4       | -       | -         |
| Animal specialties (027) -----  | 1      | -       | -       | 3        | 5       | 1       | 91        |
| General farms, primarily livestock and animal specialties (029) -----                                       | -      | -       | -       | -        | 1       | -       | -         |
| <b>FARMS BY SIZE</b>  |        |         |         |          |         |         |           |
| 1 to 9 acres ----- 1987..   | 1      | 1       | 3       | 3        | 7       | -       | 1         |
| ----- 1982..  | 1      | 1       | -       | 5        | 4       | 1       | -         |
| 10 to 49 acres ----- 1987..   | 4      | 4       | -       | 13       | 9       | 2       | 3         |
| ----- 1982..  | 7      | 3       | 1       | 5        | 7       | 5       | 9         |
| 50 to 69 acres ----- 1987..   | 3      | -       | 2       | -        | 3       | 3       | 5         |
| ----- 1982..  | 3      | -       | 2       | 1        | 3       | 5       | 11        |
| 70 to 99 acres ----- 1987..   | 7      | -       | 1       | 4        | 9       | 3       | 9         |
| ----- 1982..  | 6      | 1       | 4       | 2        | 10      | 9       | 20        |
| 100 to 139 acres ----- 1987..   | 6      | 6       | 2       | 7        | 16      | 13      | 11        |
| ----- 1982..  | 8      | 1       | 4       | 2        | 15      | 9       | 19        |
| 140 to 179 acres ----- 1987..   | 6      | 4       | 4       | 2        | 13      | 11      | 17        |
| ----- 1982..  | 9      | 3       | 5       | 2        | 9       | 10      | 20        |
| 180 to 219 acres ----- 1987..   | 5      | 4       | 1       | 1        | 6       | 4       | 16        |
| ----- 1982..  | 4      | 10      | 8       | 2        | 13      | 12      | 16        |
| 220 to 259 acres ----- 1987..   | 4      | 5       | 3       | 1        | 12      | 13      | 9         |
| ----- 1982..  | 1      | 4       | 3       | -        | 14      | 6       | 8         |
| 260 to 499 acres ----- 1987..   | 7      | 15      | 11      | -        | 46      | 39      | 61        |
| ----- 1982..  | 11     | 23      | 10      | 6        | 63      | 31      | 38        |
| 500 to 999 acres ----- 1987..   | 8      | 23      | 6       | 3        | 55      | 43      | 58        |
| ----- 1982..  | 9      | 25      | 8       | 5        | 53      | 53      | 53        |
| 1,000 to 1,999 acres ----- 1987..   | 2      | 15      | 2       | -        | 30      | 42      | 41        |
| ----- 1982..  | 3      | 19      | 1       | 1        | 38      | 38      | 49        |
| 2,000 acres or more ----- 1987..  | -      | 7       | -       | -        | 17      | 25      | 25        |
| ----- 1982..  | 1      | 9       | -       | 1        | 18      | 31      | 23        |
| <b>TENURE OF OPERATOR</b>   |        |         |         |          |         |         |           |
| Full owners ----- farms, 1987..   | 37     | 35      | 20      | 24       | 105     | 46      | 83        |
| ----- 1982..  | 40     | 34      | 25      | 16       | 88      | 64      | 91        |
| ----- acres, 1987..   | 8 785  | 20 586  | 5 780   | 2 940    | 92 678  | 43 462  | 51 790    |
| ----- 1982..  | (D)    | 18 674  | (D)     | (D)      | 54 368  | 41 072  | 67 902    |
| Part owners ----- farms, 1987..   | 16     | 37      | 12      | 9        | 89      | 86      | 98        |
| ----- 1982..  | 22     | 54      | 19      | 14       | 118     | 106     | 121       |
| ----- acres, 1987..   | 6 718  | 33 120  | 5 219   | (D)      | 82 417  | 86 097  | 93 478    |
| ----- 1982..  | 9 611  | 53 157  | 5 986   | 5 490    | 143 087 | 134 670 | 114 092   |
| Tenants ----- farms, 1987..   | -      | 12      | 3       | 2        | 29      | 66      | 69        |
| ----- 1982..  | 1      | 11      | 2       | 2        | 41      | 40      | 54        |
| ----- acres, 1987..   | -      | 8 645   | 1 000   | (D)      | 23 474  | 70 709  | 61 132    |
| ----- 1982..  | (D)    | 10 948  | (D)     | (D)      | 27 708  | 31 280  | 24 185    |
| <b>OPERATOR CHARACTERISTICS</b>   |        |         |         |          |         |         |           |
| Operators by place of residence:  |        |         |         |          |         |         |           |
| On farm operated ----- 1987..   | 43     | 42      | 27      | 19       | 139     | 98      | 118       |
| ----- 1982..  | 43     | 54      | 31      | 16       | 145     | 115     | 121       |
| Not on farm operated ----- 1987..   | 6      | 28      | 7       | 11       | 74      | 72      | 112       |
| ----- 1982..  | 8      | 31      | 11      | 9        | 73      | 59      | 114       |
| Not reported ----- 1987..   | 4      | 14      | 1       | 4        | 10      | 28      | 20        |
| ----- 1982..  | 12     | 14      | 4       | 7        | 29      | 36      | 31        |
| Operators by principal occupation:  |        |         |         |          |         |         |           |
| Farming ----- 1987..  | 29     | 61      | 20      | 26       | 130     | 158     | 218       |
| ----- 1982..  | 37     | 73      | 28      | 23       | 156     | 180     | 236       |
| Other ----- 1987..  | 24     | 23      | 15      | 8        | 93      | 40      | 32        |
| ----- 1982..  | 26     | 26      | 18      | 9        | 91      | 30      | 30        |
| Operators by days of work off farm:   |        |         |         |          |         |         |           |
| None ----- 1987..   | 22     | 38      | 17      | 10       | 98      | 117     | 170       |
| ----- 1982..  | 24     | 57      | 21      | 19       | 105     | 107     | 158       |
| Any ----- 1987..  | 29     | 37      | 17      | 16       | 108     | 58      | 63        |
| ----- 1982..  | 31     | 35      | 21      | 10       | 123     | 67      | 82        |
| 1 to 49 days ----- 1987..   | 2      | 11      | 2       | 3        | 9       | 6       | 10        |
| ----- 1982..  | 4      | 4       | -       | 1        | 14      | 13      | 23        |
| 50 to 99 days ----- 1987..  | -      | -       | 3       | 4        | 7       | 7       | 7         |
| ----- 1982..  | 2      | 1       | 1       | 1        | 8       | 13      | 7         |
| 100 to 149 days ----- 1987..  | 5      | 5       | -       | 3        | 5       | 8       | 10        |
| ----- 1982..  | 1      | 2       | 2       | -        | 13      | 4       | 11        |

See footnotes at end of table.

Table 16. Farms With Sales of \$10,000 or More: 1987 and 1982—Con.

[Data for 1987 include abnormal farms. For meaning of abbreviations and symbols, see introductory text]

| Item  | Issaquena | Itawamba | Jackson | Jasper | Jefferson | Jefferson Davis | Jones  |
|---|-----------|----------|---------|--------|-----------|-----------------|--------|
| <b>1987 FARMS BY STANDARD INDUSTRIAL CLASSIFICATION</b>   |           |          |         |        |           |                 |        |
| Cash grains (011) -----   | 37        | 9        | 2       | 6      | 8         | 20              | 10     |
| Field crops, except cash grains (013) -----   | 33        | 31       | -       | 4      | 11        | 2               | -      |
| Cotton (0131) -----   | 33        | 31       | -       | -      | 3         | -               | -      |
| Tobacco (0132) -----  | -         | -        | -       | -      | -         | -               | -      |
| Sugarcane and sugar beets; Irish potatoes;<br>field crops, except cash grains, n.e.c.<br>(0133, 0134, 0139) ----- | -         | -        | -       | 4      | 8         | 2               | -      |
| Vegetables and melons (016) -----   | -         | 3        | -       | -      | -         | 7               | 5      |
| Fruits and tree nuts (017) -----  | -         | -        | 1       | -      | -         | -               | -      |
| Horticultural specialties (018) -----   | -         | 1        | 6       | -      | -         | -               | 2      |
| General farms, primarily crop (019) -----   | 1         | 7        | -       | 1      | -         | -               | -      |
| Livestock, except dairy, poultry, and animal<br>specialties (021) -----   | 3         | 53       | 20      | 62     | 28        | 65              | 79     |
| Beef cattle, except feedlots (0212) -----   | 3         | 36       | 16      | 56     | 27        | 62              | 75     |
| Dairy farms (024) -----   | -         | 4        | 1       | 14     | -         | 2               | 10     |
| Poultry and eggs (025) -----  | -         | 31       | -       | 22     | -         | 11              | 198    |
| Animal specialties (027) -----  | 2         | 3        | 4       | 2      | -         | -               | 6      |
| General farms, primarily livestock and animal<br>specialties (029) -----  | -         | 1        | -       | -      | -         | -               | 2      |
| <b>FARMS BY SIZE</b>  |           |          |         |        |           |                 |        |
| 1 to 9 acres ----- 1987 .....   | -         | 7        | 3       | 5      | -         | 2               | 27     |
| ----- 1982 .....  | -         | 9        | 3       | 7      | -         | -               | 25     |
| 10 to 49 acres ----- 1987 .....   | -         | 13       | 5       | 6      | -         | 5               | 80     |
| ----- 1982 .....  | 3         | 20       | 4       | 9      | -         | 6               | 78     |
| 50 to 69 acres ----- 1987 .....   | -         | 11       | -       | 4      | -         | 3               | 34     |
| ----- 1982 .....  | 1         | 10       | -       | 5      | -         | 1               | 30     |
| 70 to 99 acres ----- 1987 .....   | 2         | 14       | 4       | 10     | -         | 5               | 27     |
| ----- 1982 .....  | 7         | 12       | 3       | 8      | -         | 9               | 43     |
| 100 to 139 acres ----- 1987 .....   | -         | 13       | 1       | 10     | 1         | 11              | 36     |
| ----- 1982 .....  | 3         | 19       | 4       | 11     | 2         | 9               | 47     |
| 140 to 179 acres ----- 1987 .....   | 5         | 7        | 7       | 9      | 2         | 7               | 12     |
| ----- 1982 .....  | 6         | 11       | 2       | 8      | 2         | 11              | 18     |
| 180 to 219 acres ----- 1987 .....   | 3         | 9        | -       | 10     | -         | 12              | 25     |
| ----- 1982 .....  | 2         | 22       | 3       | 17     | 2         | 5               | 20     |
| 220 to 259 acres ----- 1987 .....   | 2         | 8        | -       | 4      | 3         | 11              | 16     |
| ----- 1982 .....  | 1         | 10       | 3       | 6      | 6         | 8               | 19     |
| 260 to 499 acres ----- 1987 .....   | 14        | 35       | 6       | 22     | 7         | 29              | 36     |
| ----- 1982 .....  | 15        | 30       | 11      | 41     | 13        | 30              | 45     |
| 500 to 999 acres ----- 1987 .....   | 14        | 21       | 8       | 21     | 20        | 15              | 10     |
| ----- 1982 .....  | 22        | 31       | 8       | 27     | 20        | 24              | 14     |
| 1,000 to 1,999 acres ----- 1987 .....   | 17        | 5        | -       | 7      | 7         | 7               | 5      |
| ----- 1982 .....  | 16        | 4        | 3       | 3      | 9         | 2               | 7      |
| 2,000 acres or more ----- 1987 .....  | 19        | -        | -       | 3      | 7         | -               | 4      |
| ----- 1982 .....  | 15        | 2        | -       | 3      | 11        | 1               | 2      |
| <b>TENURE OF OPERATOR</b>   |           |          |         |        |           |                 |        |
| Full owners ----- farms, 1987 .....   | 8         | 93       | 28      | 70     | 24        | 46              | 222    |
| ----- 1982 .....  | 23        | 98       | 21      | 84     | 33        | 47              | 245    |
| ----- acres, 1987 .....   | 13 457    | 22 368   | 6 890   | (D)    | 16 008    | 12 063          | 33 949 |
| ----- 1982 .....  | 31 457    | 19 292   | 6 697   | (D)    | 22 158    | 13 082          | 30 764 |
| Part owners ----- farms, 1987 .....   | 42        | 38       | 6       | 39     | 18        | 50              | 83     |
| ----- 1982 .....  | 51        | 73       | 20      | 60     | 26        | 55              | 93     |
| ----- acres, 1987 .....   | 69 960    | 15 705   | 2 612   | 23 143 | 16 529    | 19 715          | 25 275 |
| ----- 1982 .....  | 60 989    | 33 941   | 7 971   | 34 427 | 51 469    | 25 362          | 34 010 |
| Tenants ----- farms, 1987 .....   | 26        | 12       | -       | 2      | 5         | 11              | 7      |
| ----- 1982 .....  | 17        | 9        | 4       | 1      | 6         | 4               | 10     |
| ----- acres, 1987 .....   | 34 232    | 2 838    | -       | (D)    | 8 758     | 5 771           | 390    |
| ----- 1982 .....  | 16 236    | 1 363    | 1 502   | (D)    | 2 992     | 510             | 599    |
| <b>OPERATOR CHARACTERISTICS</b>   |           |          |         |        |           |                 |        |
| Operators by place of residence:  |           |          |         |        |           |                 |        |
| On farm operated ----- 1987 .....   | 45        | 100      | 22      | 92     | 23        | 78              | 259    |
| ----- 1982 .....  | 61        | 129      | 32      | 112    | 48        | 79              | 256    |
| Not on farm operated ----- 1987 .....   | 24        | 22       | 10      | 9      | 21        | 18              | 22     |
| ----- 1982 .....  | 19        | 17       | 8       | 14     | 15        | 17              | 31     |
| Not reported ----- 1987 .....   | 7         | 21       | 2       | 10     | 3         | 11              | 31     |
| ----- 1982 .....  | 11        | 34       | 5       | 19     | 2         | 10              | 61     |
| Operators by principal occupation:  |           |          |         |        |           |                 |        |
| Farming ----- 1987 .....  | 67        | 92       | 19      | 65     | 25        | 61              | 232    |
| ----- 1982 .....  | 75        | 110      | 29      | 84     | 41        | 61              | 237    |
| Other ----- 1987 .....  | 9         | 51       | 15      | 46     | 22        | 46              | 80     |
| ----- 1982 .....  | 16        | 70       | 16      | 61     | 24        | 45              | 111    |
| Operators by days of work off farm:   |           |          |         |        |           |                 |        |
| None ----- 1987 .....   | 47        | 80       | 16      | 42     | 24        | 46              | 139    |
| ----- 1982 .....  | 55        | 78       | 10      | 55     | 26        | 44              | 139    |
| Any ----- 1987 .....  | 21        | 47       | 17      | 60     | 22        | 54              | 145    |
| ----- 1982 .....  | 25        | 82       | 28      | 75     | 35        | 51              | 150    |
| 1 to 49 days ----- 1987 .....   | 9         | 3        | -       | 5      | 2         | 2               | 21     |
| ----- 1982 .....  | 3         | 3        | 1       | 6      | 7         | 2               | 9      |
| 50 to 99 days ----- 1987 .....  | -         | 2        | -       | 5      | -         | -               | 12     |
| ----- 1982 .....  | 2         | 3        | 2       | 2      | 2         | 2               | 15     |
| 100 to 149 days ----- 1987 .....  | 1         | 5        | -       | 5      | -         | 6               | 19     |
| ----- 1982 .....  | -         | 9        | 4       | 6      | 3         | 7               | 9      |

See footnotes at end of table.

Table 16. Farms With Sales of \$10,000 or More: 1987 and 1982—Con.

[Data for 1987 include abnormal farms. For meaning of abbreviations and symbols, see introductory text]

| Item  | Kemper           | Lafayette | Lamar  | Lauderdale | Lawrence | Leake  | Lee     | Leflore |
|---|------------------|-----------|--------|------------|----------|--------|---------|---------|
| <b>1987 FARMS BY STANDARD INDUSTRIAL CLASSIFICATION</b>   |                  |           |        |            |          |        |         |         |
| Cash grains (011) .....   | 12               | 14        | 13     | 1          | 9        | 6      | 92      | 62      |
| Field crops, except cash grains (013) .....   | 7                | 32        | 4      | 4          | 6        | 24     | 13      | 150     |
| Cotton (0131) .....   | 1                | 30        | -      | -          | -        | 24     | 11      | 149     |
| Tobacco (0132) .....  | -                | -         | -      | -          | -        | -      | -       | -       |
| Sugarcane and sugar beets; Irish potatoes;<br>field crops, except cash grains, n.e.c.<br>(0133, 0134, 0139) ..... | 6                | 2         | 4      | 4          | 6        | -      | 2       | 1       |
| Vegetables and melons (016) .....   | -                | -         | 1      | 2          | -        | -      | 1       | -       |
| Fruits and tree nuts (017) .....  | -                | -         | 4      | 2          | -        | -      | -       | -       |
| Horticultural specialties (018) .....   | -                | 3         | 3      | 1          | 2        | 1      | 4       | -       |
| General farms, primarily crop (019) .....   | -                | 5         | -      | 2          | -        | -      | 2       | -       |
| Livestock, except dairy, poultry, and animal<br>specialties (021) .....   | 73               | 61        | 44     | 60         | 52       | 57     | 44      | 4       |
| Beef cattle, except feedlots (0212) .....   | 69               | 58        | 40     | 54         | 50       | 51     | 39      | 3       |
| Dairy farms (024) .....   | 5                | 4         | 8      | 6          | 7        | 9      | 13      | -       |
| Poultry and eggs (025) .....  | 1                | -         | 24     | 1          | 4        | 140    | 8       | -       |
| Animal specialties (027) .....  | -                | -         | -      | 1          | 1        | 1      | 4       | 13      |
| General farms, primarily livestock and animal<br>specialties (029) .....  | -                | -         | 1      | -          | -        | -      | -       | -       |
| <b>FARMS BY SIZE</b>  |                  |           |        |            |          |        |         |         |
| 1 to 9 acres .....  | 1987.. 1         | 1         | 1      | 2          | 2        | 19     | 7       | 1       |
| .....   | 1982.. 2         | 2         | -      | -          | 1        | 18     | 7       | 1       |
| 10 to 49 acres .....  | 1987.. 1         | 5         | 15     | 7          | 2        | 41     | 6       | 2       |
| .....   | 1982.. 3         | 1         | 10     | 4          | 2        | 34     | 5       | 2       |
| 50 to 69 acres .....  | 1987.. -         | -         | 9      | 3          | 4        | 14     | 4       | -       |
| .....   | 1982.. 1         | 1         | 6      | 1          | 1        | 18     | 5       | 7       |
| 70 to 99 acres .....  | 1987.. 4         | 9         | 10     | 6          | 9        | 26     | 12      | 13      |
| .....   | 1982.. 4         | 2         | 9      | 5          | 1        | 31     | 10      | 8       |
| 100 to 139 acres .....  | 1987.. 12        | 6         | 6      | 5          | 7        | 23     | 5       | 6       |
| .....   | 1982.. 2         | 12        | 9      | 1          | 5        | 38     | 23      | 9       |
| 140 to 179 acres .....  | 1987.. 9         | 12        | 9      | 6          | 3        | 22     | 12      | 5       |
| .....   | 1982.. 6         | 19        | 20     | 7          | 2        | 19     | 20      | 10      |
| 180 to 219 acres .....  | 1987.. 7         | 7         | 7      | 5          | 10       | 21     | 17      | 6       |
| .....   | 1982.. 4         | 5         | 10     | 7          | 5        | 17     | 10      | 3       |
| 220 to 259 acres .....  | 1987.. 1         | 11        | 7      | 10         | 10       | 14     | 8       | 3       |
| .....   | 1982.. 2         | 17        | 8      | 3          | 9        | 13     | 19      | 11      |
| 260 to 499 acres .....  | 1987.. 27        | 31        | 18     | 15         | 14       | 34     | 52      | 35      |
| .....   | 1982.. 42        | 37        | 30     | 14         | 25       | 39     | 50      | 33      |
| 500 to 999 acres .....  | 1987.. 24        | 25        | 14     | 14         | 15       | 20     | 31      | 68      |
| .....   | 1982.. 31        | 30        | 14     | 15         | 12       | 19     | 48      | 50      |
| 1,000 to 1,999 acres .....  | 1987.. 9         | 11        | 5      | 5          | 4        | 4      | 19      | 48      |
| .....   | 1982.. 10        | 17        | 7      | 6          | 3        | 7      | 12      | 71      |
| 2,000 acres or more .....   | 1987.. 3         | 1         | 1      | 2          | 1        | -      | 8       | 42      |
| .....   | 1982.. 4         | 3         | 3      | 2          | 3        | 2      | 7       | 45      |
| <b>TENURE OF OPERATOR</b>   |                  |           |        |            |          |        |         |         |
| Full owners .....   | farms, 1987.. 45 | 65        | 63     | 44         | 43       | 163    | 60      | 36      |
| .....   | 1982.. 44        | 61        | 65     | 31         | 30       | 161    | 65      | 56      |
| acres, 1987.. 27 036  | 20 337           | 20 822    | 18 167 | 11 664     | 23 503   | 17 237 | 31 445  |         |
| .....   | 1982.. 25 995    | 23 139    | 27 965 | 13 371     | (D)      | 20 456 | 23 005  | 68 306  |
| Part owners .....   | farms, 1987.. 47 | 45        | 32     | 33         | 34       | 66     | 99      | 90      |
| .....   | 1982.. 51        | 69        | 56     | 29         | 37       | 89     | 126     | 126     |
| acres, 1987.. 24 148  | 28 096           | 12 827    | 17 988 | 19 345     | 22 682   | 71 174 | 111 564 |         |
| .....   | 1982.. 35 380    | 44 706    | 21 861 | 16 404     | 16 830   | 37 221 | 74 750  | 182 261 |
| Tenants .....   | farms, 1987.. 6  | 9         | 7      | 3          | 4        | 9      | 22      | 103     |
| .....   | 1982.. 16        | 16        | 5      | 5          | 2        | 5      | 25      | 68      |
| acres, 1987.. 2 572   | 5 368            | 2 662     | 960    | 706        | 1 074    | 8 013  | 129 009 |         |
| .....   | 1982.. 7 076     | 5 207     | 1 653  | 1 512      | (D)      | 1 720  | 6 905   | 67 010  |
| <b>OPERATOR CHARACTERISTICS</b>   |                  |           |        |            |          |        |         |         |
| Operators by place of residence:  |                  |           |        |            |          |        |         |         |
| On farm operated .....  | 1987.. 78        | 68        | 76     | 50         | 61       | 183    | 128     | 118     |
| .....   | 1982.. 81        | 84        | 93     | 39         | 56       | 188    | 148     | 140     |
| Not on farm operated .....  | 1987.. 13        | 36        | 12     | 23         | 15       | 28     | 36      | 90      |
| .....   | 1982.. 17        | 45        | 22     | 14         | 9        | 29     | 42      | 81      |
| Not reported .....  | 1987.. 7         | 14        | 14     | 7          | 5        | 27     | 17      | 21      |
| .....   | 1982.. 13        | 17        | 11     | 12         | 4        | 38     | 26      | 29      |
| Operators by principal occupation:  |                  |           |        |            |          |        |         |         |
| Farming .....   | 1987.. 67        | 62        | 65     | 33         | 48       | 161    | 107     | 197     |
| .....   | 1982.. 65        | 87        | 86     | 27         | 37       | 192    | 153     | 224     |
| Other .....   | 1987.. 31        | 57        | 37     | 47         | 33       | 77     | 74      | 32      |
| .....   | 1982.. 46        | 59        | 40     | 38         | 32       | 63     | 63      | 26      |
| Operators by days of work c/f farm:   |                  |           |        |            |          |        |         |         |
| None .....  | 1987.. 40        | 42        | 45     | 24         | 25       | 115    | 70      | 149     |
| .....   | 1982.. 35        | 54        | 53     | 16         | 22       | 112    | 98      | 150     |
| Any .....   | 1987.. 49        | 68        | 50     | 52         | 49       | 104    | 98      | 71      |
| .....   | 1982.. 65        | 81        | 66     | 45         | 41       | 92     | 89      | 62      |
| 1 to 49 days .....  | 1987.. 8         | 9         | 6      | 5          | 6        | 14     | 12      | 8       |
| .....   | 1982.. 13        | 16        | 13     | 5          | 1        | 9      | 14      | 15      |
| 50 to 99 days .....   | 1987.. 7         | 2         | 4      | 3          | 3        | 4      | 4       | 12      |
| .....   | 1982.. 4         | 10        | 2      | 5          | 1        | 1      | 8       | 5       |
| 100 to 149 days .....   | 1987.. 3         | 8         | 2      | -          | 7        | 8      | 5       | 6       |
| .....   | 1982.. 3         | 5         | 9      | 3          | 3        | 13     | 10      | 9       |

See footnotes at end of table.

Table 16. Farms With Sales of \$10,000 or More: 1987 and 1982—Con.

[Data for 1987 include abnormal farms. For meaning of abbreviations and symbols, see introductory text]

| Item  | Lincoln | Lowndes | Madison | Marion | Marshall | Monroe  | Montgomery | Neshoba |
|---|---------|---------|---------|--------|----------|---------|------------|---------|
| <b>1987 FARMS BY STANDARD INDUSTRIAL CLASSIFICATION</b>   |         |         |         |        |          |         |            |         |
| Cash grains (011) .....   | 10      | 59      | 8       | 2      | 24       | 93      | 4          | 2       |
| Field crops, except cash grains (013) .....   | 5       | 21      | 86      | 2      | 77       | 36      | 48         | 5       |
| Cotton (0131) .....   | -       | 19      | 80      | -      | 74       | 36      | 46         | -       |
| Tobacco (0132) .....  | -       | -       | -       | -      | -        | -       | -          | -       |
| Sugarcane and sugar beets; Irish potatoes;<br>field crops, except cash grains, n.e.c.<br>(0133, 0134, 0139) ..... | 5       | 2       | 6       | 2      | 3        | -       | 2          | 5       |
| Vegetables and melons (016) .....   | -       | 3       | 1       | 8      | 2        | 3       | -          | -       |
| Fruits and tree nuts (017) .....  | -       | -       | 1       | -      | -        | -       | -          | -       |
| Horticultural specialties (018) .....   | 4       | 5       | 5       | 1      | 3        | 3       | 1          | 1       |
| General farms, primarily crop (019) .....   | -       | 4       | 1       | 1      | 5        | 1       | 3          | 1       |
| Livestock, except dairy, poultry, and animal<br>specialties (021) .....   | 79      | 33      | 82      | 79     | 63       | 44      | 45         | 102     |
| Beef cattle, except feedlots (0212) .....   | 68      | 28      | 73      | 75     | 56       | 36      | 39         | 97      |
| Dairy farms (024) .....   | 46      | 2       | 7       | 30     | 9        | 12      | 4          | 22      |
| Poultry and eggs (025) .....  | 2       | -       | 5       | 5      | 1        | 3       | 2          | 60      |
| Animal specialties (027) .....  | 1       | 1       | 5       | 2      | 3        | 2       | 1          | 1       |
| General farms, primarily livestock and animal<br>specialties (029) .....  | -       | 1       | -       | -      | -        | 3       | -          | -       |
| <b>FARMS BY SIZE</b>  |         |         |         |        |          |         |            |         |
| 1 to 9 acres .....  | 1       | 5       | 8       | 2      | 4        | 4       | 1          | 10      |
| 1987 .....  | 1       | 3       | 2       | 3      | 2        | -       | -          | 3       |
| 1982 .....  | 5       | 4       | 7       | 6      | 3        | 6       | 4          | 14      |
| 10 to 49 acres .....  | 6       | 3       | 3       | 4      | 3        | 12      | 4          | 18      |
| 1987 .....  | 3       | 1       | 4       | 2      | 8        | 9       | -          | 8       |
| 1982 .....  | 2       | 3       | 2       | 3      | 6        | 3       | 3          | 7       |
| 50 to 69 acres .....  | 7       | 3       | 6       | 7      | 12       | 7       | 1          | 14      |
| 1987 .....  | 2       | 2       | 6       | 4      | 9        | 7       | 3          | 19      |
| 1982 .....  | 13      | 2       | 15      | 15     | 25       | 10      | 4          | 19      |
| 100 to 139 acres .....  | 7       | 14      | 12      | 13     | 8        | 12      | 4          | 22      |
| 1987 .....  | 12      | 11      | 9       | 19     | 6        | 7       | 3          | 22      |
| 1982 .....  | 14      | 5       | 9       | 11     | 10       | 14      | 10         | 14      |
| 140 to 179 acres .....  | 17      | 4       | 10      | 18     | 8        | 9       | 7          | 20      |
| 1987 .....  | 9       | 7       | 13      | 19     | 9        | 15      | 10         | 14      |
| 1982 .....  | 13      | 5       | 11      | 9      | 9        | 11      | 5          | 18      |
| 220 to 259 acres .....  | 18      | 5       | 8       | 16     | 18       | 16      | 7          | 16      |
| 260 to 499 acres .....  | 51      | 25      | 44      | 30     | 30       | 45      | 35         | 44      |
| 1987 .....  | 50      | 34      | 39      | 44     | 46       | 48      | 40         | 46      |
| 1982 .....  | 18      | 36      | 45      | 16     | 39       | 52      | 31         | 18      |
| 500 to 999 acres .....  | 25      | 41      | 41      | 22     | 55       | 62      | 21         | 17      |
| 1987 .....  | 6       | 24      | 24      | 4      | 21       | 25      | 12         | 6       |
| 1982 .....  | 10      | 37      | 36      | 8      | 28       | 37      | 13         | 7       |
| 2,000 acres or more .....   | 1       | 9       | 18      | 2      | 22       | 15      | 5          | 1       |
| 1987 .....  | 2       | 10      | 22      | 1      | 20       | 13      | 6          | -       |
| 1982 .....  |         |         |         |        |          |         |            |         |
| <b>TENURE OF OPERATOR</b>   |         |         |         |        |          |         |            |         |
| Full owners .....   | 62      | 39      | 77      | 57     | 82       | 60      | 40         | 115     |
| farms, 1987 .....   | 55      | 45      | 52      | 77     | 66       | 67      | 47         | 99      |
| 1982 .....  | 14 508  | 18 697  | 43 120  | 16 165 | 40 734   | 26 332  | 18 919     | 37 794  |
| acres, 1987 .....   | 16 370  | 23 015  | 40 551  | 24 957 | 32 643   | 35 729  | 24 578     | 20 544  |
| 1982 .....  | 76      | 72      | 86      | 73     | 80       | 119     | 62         | 75      |
| Part owners .....   | 80      | 97      | 104     | 64     | 115      | 147     | 60         | 74      |
| farms, 1987 .....   | 34 135  | 70 465  | 108 586 | 27 065 | 94 750   | 98 642  | 47 181     | 27 841  |
| acres, 1987 .....   | 43 836  | 86 287  | 133 201 | 32 320 | 118 608  | 108 679 | 43 667     | 26 832  |
| 1982 .....  | 9       | 18      | 38      | -      | 25       | 21      | 6          | 4       |
| Tenants .....   | 11      | 22      | 37      | 7      | 33       | 25      | 14         | 10      |
| farms, 1987 .....   | 2 104   | 10 933  | 21 338  | -      | 19 115   | 19 033  | 2 904      | 647     |
| acres, 1987 .....   | 2 983   | 15 387  | 20 726  | 2 499  | 18 226   | 15 609  | 8 355      | 2 058   |
| 1982 .....  |         |         |         |        |          |         |            |         |
| <b>OPERATOR CHARACTERISTICS</b>   |         |         |         |        |          |         |            |         |
| Operators by place of residence:  |         |         |         |        |          |         |            |         |
| On farm operated .....  | 118     | 76      | 111     | 105    | 104      | 155     | 60         | 151     |
| 1987 .....  | 116     | 100     | 97      | 109    | 129      | 175     | 69         | 135     |
| 1982 .....  | 13      | 41      | 76      | 17     | 55       | 35      | 39         | 27      |
| Not on farm operated .....  | 17      | 40      | 74      | 12     | 59       | 45      | 32         | 23      |
| 1987 .....  | 16      | 12      | 14      | 8      | 28       | 10      | 9          | 16      |
| 1982 .....  | 13      | 24      | 22      | 27     | 26       | 19      | 20         | 25      |
| Operators by principal occupation:  |         |         |         |        |          |         |            |         |
| Farming .....   | 108     | 95      | 131     | 88     | 126      | 150     | 67         | 114     |
| 1987 .....  | 111     | 134     | 137     | 105    | 164      | 184     | 74         | 140     |
| 1982 .....  | 39      | 34      | 70      | 42     | 61       | 50      | 41         | 80      |
| Other .....   | 35      | 30      | 56      | 43     | 50       | 55      | 47         | 43      |
| 1982 .....  |         |         |         |        |          |         |            |         |
| Operators by days of work off farm:   |         |         |         |        |          |         |            |         |
| None .....  | 72      | 59      | 94      | 51     | 80       | 97      | 39         | 77      |
| 1987 .....  | 78      | 75      | 95      | 59     | 103      | 122     | 54         | 75      |
| 1982 .....  | 61      | 52      | 95      | 68     | 83       | 89      | 58         | 106     |
| Any .....   | 53      | 63      | 77      | 67     | 85       | 98      | 61         | 88      |
| 1987 .....  | 7       | 10      | 17      | 4      | 12       | 18      | 10         | 9       |
| 1 to 49 days .....  | 14      | 18      | 11      | 5      | 16       | 21      | 13         | 27      |
| 1987 .....  | 4       | 7       | 10      | 9      | 7        | 8       | 2          | 4       |
| 50 to 99 days .....   | 3       | 5       | 7       | 11     | 11       | 8       | 2          | 2       |
| 1987 .....  | 6       | 1       | 4       | 8      | 7        | 10      | 6          | 16      |
| 100 to 149 days .....   | 5       | 1       | 6       | 4      | 5        | 6       | 4          | 7       |
| 1982 .....  |         |         |         |        |          |         |            |         |

See footnotes at end of table.

**Table 16. Farms With Sales of \$10,000 or More: 1987 and 1982—Con.**

[Data for 1987 include abnormal farms. For meaning of abbreviations and symbols, see introductory text]

| Item  | Newton | Noxubee | Oktibbeha | Panola  | Pearl River | Perry  | Pike   | Pontotoc |
|---|--------|---------|-----------|---------|-------------|--------|--------|----------|
| <b>1987 FARMS BY STANDARD INDUSTRIAL CLASSIFICATION</b>   |        |         |           |         |             |        |        |          |
| Cash grains (011) .....   | 5      | 132     | 14        | 41      | 12          | 7      | 12     | 60       |
| Field crops, except cash grains (013) .....   | 4      | 5       | 2         | 107     | 1           | -      | 5      | 60       |
| Cotton (0131) .....   | -      | 2       | -         | 104     | -           | -      | -      | 60       |
| Tobacco (0132) .....  | -      | -       | -         | -       | -           | -      | -      | -        |
| Sugarcane and sugar beets; Irish potatoes;<br>field crops, except cash grains, n.e.c.<br>(0133, 0134, 0139) ..... | 4      | 3       | 2         | 3       | 1           | -      | 5      | -        |
| Vegetables and melons (016) .....   | -      | -       | -         | -       | 4           | 3      | 2      | -        |
| Fruits and tree nuts (017) .....  | -      | -       | -         | -       | 4           | -      | -      | -        |
| Horticultural specialties (018) .....   | 1      | 2       | 2         | 2       | 4           | 1      | 1      | 1        |
| General farms, primarily crop (019) .....   | -      | 2       | -         | 11      | 1           | 2      | -      | 6        |
| Livestock, except dairy, poultry, and animal<br>specialties (021) .....   | 70     | 61      | 53        | 67      | 86          | 21     | 53     | 38       |
| Beef cattle, except feedlots (0212) .....   | 64     | 46      | 43        | 63      | 80          | 18     | 50     | 29       |
| Dairy farms (024) .....   | 47     | 27      | 19        | 3       | 14          | -      | 77     | 16       |
| Poultry and eggs (025) .....  | 82     | -       | 1         | -       | 1           | 21     | -      | 3        |
| Animal specialties (027) .....  | -      | 6       | 2         | 1       | 1           | -      | 3      | 2        |
| General farms, primarily livestock and animal<br>specialties (029) .....  | 1      | 2       | 1         | -       | -           | -      | -      | -        |
| <b>FARMS BY SIZE</b>  |        |         |           |         |             |        |        |          |
| 1 to 9 acres .....  | 5      | 3       | 4         | 3       | 1           | 1      | 1      | -        |
| 1987 .....  | 5      | 3       | 4         | 3       | 1           | 1      | 1      | -        |
| 1982 .....  | 7      | 2       | 2         | 2       | -           | 3      | 1      | -        |
| 10 to 49 acres .....  | 33     | 7       | 5         | 4       | 11          | 7      | 2      | 9        |
| 1987 .....  | 33     | 7       | 5         | 4       | 11          | 7      | 2      | 9        |
| 1982 .....  | 41     | 4       | 6         | 8       | 5           | 6      | 9      | 5        |
| 50 to 69 acres .....  | 26     | 7       | 3         | 6       | 1           | 2      | 4      | 5        |
| 1987 .....  | 26     | 7       | 3         | 6       | 1           | 2      | 4      | 5        |
| 1982 .....  | 16     | 3       | 2         | 4       | 1           | 2      | 4      | 6        |
| 70 to 99 acres .....  | 15     | 7       | 2         | 6       | 7           | 9      | 8      | 5        |
| 1987 .....  | 15     | 7       | 2         | 6       | 7           | 9      | 8      | 5        |
| 1982 .....  | 29     | 7       | 2         | 5       | 14          | 9      | 8      | 17       |
| 100 to 139 acres .....  | 24     | 8       | 7         | 6       | 19          | 5      | 16     | 17       |
| 1987 .....  | 24     | 8       | 7         | 6       | 19          | 5      | 16     | 17       |
| 1982 .....  | 23     | 5       | 9         | 9       | 11          | 6      | 13     | 40       |
| 140 to 179 acres .....  | 15     | 7       | 9         | 7       | 18          | 8      | 15     | 24       |
| 1987 .....  | 15     | 7       | 9         | 7       | 18          | 8      | 15     | 24       |
| 1982 .....  | 9      | 12      | 11        | 24      | 22          | 10     | 12     | 33       |
| 180 to 219 acres .....  | 10     | 16      | 6         | 11      | 10          | 3      | 14     | 11       |
| 1987 .....  | 10     | 16      | 6         | 11      | 10          | 3      | 14     | 11       |
| 1982 .....  | 15     | 16      | 11        | 17      | 5           | 4      | 15     | 18       |
| 220 to 259 acres .....  | 9      | 5       | 5         | 7       | 5           | 2      | 13     | 16       |
| 1987 .....  | 9      | 5       | 5         | 7       | 5           | 2      | 13     | 16       |
| 1982 .....  | 9      | 7       | 6         | 18      | 9           | 4      | 13     | 25       |
| 260 to 499 acres .....  | 40     | 65      | 15        | 49      | 21          | 4      | 50     | 48       |
| 1987 .....  | 40     | 65      | 15        | 49      | 21          | 4      | 50     | 48       |
| 1982 .....  | 57     | 88      | 37        | 63      | 43          | 9      | 54     | 70       |
| 500 to 999 acres .....  | 27     | 64      | 24        | 83      | 21          | 10     | 27     | 36       |
| 1987 .....  | 27     | 64      | 24        | 83      | 21          | 10     | 27     | 36       |
| 1982 .....  | 24     | 75      | 36        | 56      | 23          | 14     | 29     | 53       |
| 1,000 to 1,999 acres .....  | 5      | 34      | 13        | 28      | 5           | 4      | 3      | 12       |
| 1987 .....  | 5      | 34      | 13        | 28      | 5           | 4      | 3      | 12       |
| 1982 .....  | 9      | 31      | 17        | 42      | 12          | 3      | 4      | 18       |
| 2,000 acres or more .....   | 1      | 14      | 1         | 22      | 9           | -      | -      | 3        |
| 1987 .....  | 1      | 14      | 1         | 22      | 9           | -      | -      | 3        |
| 1982 .....  | 1      | 19      | 5         | 33      | 5           | 2      | -      | 3        |
| <b>TENURE OF OPERATOR</b>   |        |         |           |         |             |        |        |          |
| Full owners .....   | 128    | 85      | 45        | 76      | 84          | 43     | 70     | 60       |
| farms, 1987 .....   | 128    | 85      | 45        | 76      | 84          | 43     | 70     | 60       |
| 1982 .....  | 154    | 85      | 63        | 89      | 77          | 41     | 69     | 105      |
| acres, 1987 .....   | 20 695 | 74 612  | 23 941    | 37 262  | 35 635      | 10 166 | 16 943 | 18 193   |
| 1982 .....  | 29 116 | 76 439  | 25 801    | 48 187  | 31 974      | (D)    | 17 251 | 31 022   |
| Part owners .....   | 73     | 115     | 38        | 104     | 39          | 12     | 76     | 106      |
| farms, 1987 .....   | 73     | 115     | 38        | 104     | 39          | 12     | 76     | 106      |
| 1982 .....  | 76     | 147     | 68        | 156     | 64          | 29     | 78     | 160      |
| acres, 1987 .....   | 33 758 | 93 020  | 25 575    | 97 361  | 33 253      | 6 914  | 32 332 | 52 178   |
| 1982 .....  | 33 992 | 118 020 | 49 141    | 163 883 | 39 135      | 13 499 | 30 617 | 75 764   |
| Tenants .....   | 9      | 37      | 11        | 52      | 5           | -      | 7      | 20       |
| farms, 1987 .....   | 9      | 37      | 11        | 52      | 5           | -      | 7      | 20       |
| 1982 .....  | 10     | 37      | 13        | 35      | 9           | 2      | 15     | 23       |
| acres, 1987 .....   | 2 292  | 19 208  | 5 801     | 49 994  | 4 610       | -      | 2 593  | 9 344    |
| 1982 .....  | 2 105  | 16 471  | 6 248     | 23 984  | 2 397       | (D)    | 6 210  | 7 957    |
| <b>OPERATOR CHARACTERISTICS</b>   |        |         |           |         |             |        |        |          |
| Operators by place of residence:  |        |         |           |         |             |        |        |          |
| On farm operated .....  | 186    | 160     | 64        | 130     | 91          | 41     | 122    | 142      |
| 1987 .....  | 186    | 160     | 64        | 130     | 91          | 41     | 122    | 142      |
| 1982 .....  | 182    | 186     | 83        | 163     | 90          | 55     | 127    | 199      |
| Not on farm operated .....  | 26     | 53      | 23        | 76      | 29          | 6      | 21     | 27       |
| 1987 .....  | 26     | 53      | 23        | 76      | 29          | 6      | 21     | 27       |
| 1982 .....  | 24     | 54      | 37        | 70      | 29          | 4      | 19     | 49       |
| Not reported .....  | 18     | 24      | 7         | 26      | 8           | 8      | 10     | 17       |
| 1987 .....  | 18     | 24      | 7         | 26      | 8           | 8      | 10     | 17       |
| 1982 .....  | 34     | 29      | 24        | 48      | 31          | 13     | 16     | 40       |
| Operators by principal occupation:  |        |         |           |         |             |        |        |          |
| Farming .....   | 159    | 161     | 60        | 176     | 82          | 33     | 109    | 125      |
| 1987 .....  | 159    | 161     | 60        | 176     | 82          | 33     | 109    | 125      |
| 1982 .....  | 166    | 221     | 88        | 224     | 92          | 55     | 117    | 216      |
| Other .....   | 51     | 76      | 34        | 56      | 46          | 22     | 44     | 61       |
| 1987 .....  | 51     | 76      | 34        | 56      | 46          | 22     | 44     | 61       |
| 1982 .....  | 74     | 48      | 56        | 57      | 58          | 17     | 45     | 72       |
| Operators by days of work off farm:   |        |         |           |         |             |        |        |          |
| None .....  | 107    | 92      | 46        | 124     | 57          | 22     | 77     | 95       |
| 1987 .....  | 107    | 92      | 46        | 124     | 57          | 22     | 77     | 95       |
| 1982 .....  | 121    | 128     | 55        | 152     | 52          | 33     | 91     | 137      |
| Any .....   | 78     | 123     | 43        | 81      | 62          | 29     | 65     | 81       |
| 1987 .....  | 78     | 123     | 43        | 81      | 62          | 29     | 65     | 81       |
| 1982 .....  | 90     | 107     | 72        | 92      | 79          | 24     | 63     | 104      |
| 1 to 49 days .....  | 9      | 24      | 6         | 14      | 5           | 2      | 6      | 11       |
| 1987 .....  | 9      | 24      | 6         | 14      | 5           | 2      | 6      | 11       |
| 1982 .....  | 14     | 39      | 7         | 21      | 12          | 2      | 11     | 25       |
| 50 to 99 days .....   | 3      | 14      | 4         | 6       | 4           | 5      | 5      | 9        |
| 1987 .....  | 3      | 14      | 4         | 6       | 4           | 5      | 5      | 9        |
| 1982 .....  | 7      | 18      | 2         | 5       | 5           | 2      | 2      | 5        |
| 100 to 149 days .....   | 7      | 16      | 2         | 5       | 5           | 1      | 6      | 7        |
| 1987 .....  | 7      | 16      | 2         | 5       | 5           | 1      | 6      | 7        |
| 1982 .....  | 3      | 8       | 2         | 7       | 10          | 1      | 6      | 11       |

See footnotes at end of table.

**Table 16. Farms With Sales of \$10,000 or More: 1987 and 1982—Con.**

[Data for 1987 include abnormal farms. For meaning of abbreviations and symbols, see introductory text]

| Item  | Prentiss | Quitman | Rankin | Scott  | Sharkey | Simpson | Smith  | Stone  |
|---|----------|---------|--------|--------|---------|---------|--------|--------|
| <b>1987 FARMS BY STANDARD INDUSTRIAL CLASSIFICATION</b>   |          |         |        |        |         |         |        |        |
| Cash grains (011) -----   | 40       | 91      | 15     | 9      | 47      | 4       | 3      | 3      |
| Field crops, except cash grains (013) -----   | 21       | 93      | 29     | 12     | 51      | -       | 2      | 1      |
| Cotton (0131) -----   | 21       | 93      | 28     | 11     | 51      | -       | -      | -      |
| Tobacco (0132) -----  | -        | -       | -      | -      | -       | -       | -      | -      |
| Sugarcane and sugar beets; Irish potatoes;<br>field crops, except cash grains, n.e.c.<br>(0133, 0134, 0139) ----- | -        | -       | 1      | 1      | -       | -       | 2      | 1      |
| Vegetables and melons (016) -----   | 1        | -       | -      | -      | -       | 5       | 13     | 2      |
| Fruits and tree nuts (017) -----  | -        | -       | -      | -      | -       | -       | -      | -      |
| Horticultural specialties (018) -----   | -        | -       | 1      | 1      | -       | 2       | -      | 3      |
| General farms, primarily crop (019) -----   | 2        | 2       | 3      | 4      | -       | -       | -      | -      |
| Livestock, except dairy, poultry, and animal<br>specialties (021) -----   | 34       | 1       | 95     | 70     | 3       | 82      | 88     | 27     |
| Beef cattle, except feedlots (0212) -----   | 24       | 1       | 83     | 63     | 2       | 68      | 80     | 20     |
| Dairy farms (024) -----   | 12       | -       | 6      | 3      | -       | 5       | 4      | -      |
| Poultry and eggs (025) -----  | 2        | -       | 66     | 198    | -       | 95      | 181    | 5      |
| Animal specialties (027) -----  | 1        | 1       | 1      | -      | 8       | -       | -      | -      |
| General farms, primarily livestock and animal<br>specialties (029) -----  | -        | -       | 1      | -      | -       | 1       | -      | -      |
| <b>FARMS BY SIZE</b>  |          |         |        |        |         |         |        |        |
| 1 to 9 acres ----- 1987 ..  | 4        | -       | 7      | 14     | 1       | 5       | 16     | 1      |
| 1982 ..   | 1        | -       | 12     | 34     | -       | 7       | 24     | 2      |
| 10 to 49 acres ----- 1987 ..  | 2        | -       | 14     | 59     | 1       | 41      | 58     | 9      |
| 1982 ..   | 4        | 2       | 22     | 68     | 2       | 31      | 53     | 5      |
| 50 to 69 acres ----- 1987 ..  | -        | -       | 8      | 24     | 2       | 5       | 22     | 1      |
| 1982 ..   | 6        | 1       | 16     | 18     | 1       | 6       | 17     | 2      |
| 70 to 99 acres ----- 1987 ..  | 5        | 2       | 20     | 26     | -       | 15      | 47     | 4      |
| 1982 ..   | 10       | 9       | 13     | 23     | 1       | 17      | 39     | 4      |
| 100 to 139 acres ----- 1987 ..  | 6        | 8       | 31     | 40     | 2       | 21      | 54     | 2      |
| 1982 ..   | 23       | 14      | 13     | 35     | 5       | 24      | 41     | 5      |
| 140 to 179 acres ----- 1987 ..  | 11       | 7       | 23     | 23     | 6       | 21      | 18     | 5      |
| 1982 ..   | 7        | 11      | 13     | 30     | 9       | 14      | 19     | 6      |
| 180 to 219 acres ----- 1987 ..  | 7        | 11      | 14     | 21     | 5       | 16      | 8      | 3      |
| 1982 ..   | 19       | 13      | 15     | 17     | 4       | 16      | 16     | 10     |
| 220 to 259 acres ----- 1987 ..  | 14       | 6       | 14     | 8      | 3       | 15      | 11     | 1      |
| 1982 ..   | 10       | 22      | 21     | 12     | 1       | 14      | 12     | 3      |
| 260 to 499 acres ----- 1987 ..  | 25       | 35      | 32     | 44     | 11      | 30      | 40     | 6      |
| 1982 ..   | 52       | 34      | 41     | 62     | 19      | 41      | 39     | 13     |
| 500 to 999 acres ----- 1987 ..  | 22       | 53      | 32     | 28     | 22      | 18      | 15     | 6      |
| 1982 ..   | 34       | 62      | 35     | 26     | 21      | 19      | 23     | 9      |
| 1,000 to 1,999 acres ----- 1987 ..  | 15       | 43      | 17     | 7      | 28      | 6       | 2      | 3      |
| 1982 ..   | 17       | 50      | 17     | 10     | 34      | 9       | 3      | 4      |
| 2,000 acres or more ----- 1987 ..   | 2        | 23      | 5      | 3      | 28      | 1       | -      | -      |
| 1982 ..   | 1        | 23      | 5      | 6      | 33      | 2       | -      | 2      |
| <b>TENURE OF OPERATOR</b>   |          |         |        |        |         |         |        |        |
| Full owners ----- farms, 1987 ..  | 43       | 20      | 128    | 212    | 17      | 131     | 218    | 26     |
| 1982 ..   | 64       | 47      | 139    | 232    | 23      | 122     | 211    | 33     |
| acres, 1987 ..  | 13 368   | 10 214  | 43 419 | 38 339 | 18 184  | 22 982  | 29 125 | (D)    |
| 1982 ..   | 20 255   | 19 557  | 45 320 | 36 380 | 25 996  | 22 615  | 28 496 | 15 899 |
| Part owners ----- farms, 1987 ..  | 59       | 80      | 71     | 77     | 52      | 55      | 67     | 14     |
| 1982 ..   | 111      | 126     | 74     | 92     | 70      | 67      | 66     | 28     |
| acres, 1987 ..  | 38 474   | 103 374 | 42 930 | 29 051 | 64 185  | 25 704  | 16 839 | (D)    |
| 1982 ..   | 52 845   | 140 575 | 41 209 | 45 935 | 130 954 | 31 230  | 21 327 | 15 767 |
| Tenants ----- farms, 1987 ..  | 11       | 88      | 18     | 8      | 40      | 8       | 6      | 1      |
| 1982 ..   | 9        | 68      | 10     | 17     | 37      | 11      | 9      | 4      |
| acres, 1987 ..  | 4 022    | 78 923  | 5 840  | 1 840  | 94 314  | 1 164   | 498    | (D)    |
| 1982 ..   | 2 984    | 44 989  | 3 543  | 7 332  | 51 139  | 3 153   | 2 232  | 1 090  |
| <b>OPERATOR CHARACTERISTICS</b>   |          |         |        |        |         |         |        |        |
| Operators by place of residence:  |          |         |        |        |         |         |        |        |
| On farm operated ----- 1987 ..  | 78       | 98      | 170    | 226    | 64      | 134     | 214    | 33     |
| 1982 ..   | 150      | 136     | 167    | 238    | 71      | 134     | 221    | 51     |
| Not on farm operated ----- 1987 ..  | 22       | 75      | 31     | 42     | 33      | 40      | 33     | 6      |
| 1982 ..   | 10       | 79      | 34     | 55     | 43      | 35      | 23     | 5      |
| Not reported ----- 1987 ..  | 13       | 15      | 16     | 29     | 12      | 20      | 44     | 2      |
| 1982 ..   | 24       | 26      | 22     | 48     | 16      | 31      | 42     | 9      |
| Operators by principal occupation:  |          |         |        |        |         |         |        |        |
| Farming ----- 1987 ..   | 80       | 169     | 141    | 222    | 93      | 125     | 199    | 28     |
| 1982 ..   | 145      | 216     | 148    | 255    | 115     | 152     | 185    | 51     |
| Other ----- 1987 ..   | 33       | 19      | 76     | 75     | 16      | 69      | 92     | 13     |
| 1982 ..   | 39       | 25      | 75     | 86     | 15      | 48      | 101    | 14     |
| Operators by days of work off farm:   |          |         |        |        |         |         |        |        |
| None ----- 1987 ..  | 57       | 130     | 105    | 157    | 72      | 80      | 134    | 21     |
| 1982 ..   | 97       | 146     | 98     | 169    | 79      | 95      | 97     | 30     |
| Any ----- 1987 ..   | 49       | 44      | 97     | 113    | 34      | 81      | 134    | 20     |
| 1982 ..   | 67       | 63      | 92     | 119    | 34      | 63      | 148    | 26     |
| 1 to 49 days ----- 1987 ..  | 10       | 8       | 14     | 14     | 3       | 6       | 15     | 4      |
| 1982 ..   | 15       | 19      | 9      | 15     | 2       | 10      | 15     | 7      |
| 50 to 99 days ----- 1987 ..   | 2        | 6       | 4      | 9      | 5       | 1       | 7      | -      |
| 1982 ..   | 3        | 6       | 11     | 10     | 6       | 4       | 9      | 1      |
| 100 to 149 days ----- 1987 ..   | 1        | 4       | 12     | 5      | 2       | 7       | 16     | 3      |
| 1982 ..   | 7        | 3       | 5      | 10     | 5       | 5       | 10     | 1      |

See footnotes at end of table.

**Table 16. Farms With Sales of \$10,000 or More: 1987 and 1982—Con.**

[Data for 1987 include abnormal farms. For meaning of abbreviations and symbols, see introductory text]

| Item  | Sunflower | Tallahatchie | Tate   | Tippah | Tishomingo | Tunica  | Union  | Walthall |
|---|-----------|--------------|--------|--------|------------|---------|--------|----------|
| <b>1987 FARMS BY STANDARD INDUSTRIAL CLASSIFICATION</b>   |           |              |        |        |            |         |        |          |
| Cash grains (011) -----   | 110       | 64           | 26     | 27     | 13         | 82      | 42     | 9        |
| Field crops, except cash grains (013) -----   | 196       | 138          | 61     | 25     | 1          | 41      | 50     | 1        |
| Cotton (0131) -----   | 196       | 137          | 57     | 22     | 1          | 41      | 50     | -        |
| Tobacco (0132) -----  | -         | -            | -      | -      | -          | -       | -      | -        |
| Sugarcane and sugar beets; Irish potatoes; field crops, except cash grains, n.e.c. (0133, 0134, 0139) ----- | -         | 1            | 4      | 3      | -          | -       | -      | 1        |
| Vegetables and melons (016) -----   | -         | -            | -      | -      | -          | -       | -      | 1        |
| Fruits and tree nuts (017) -----  | -         | 2            | -      | -      | -          | -       | -      | -        |
| Horticultural specialties (018) -----   | 2         | 2            | 3      | 3      | 2          | -       | 1      | 1        |
| General farms, primarily crop (019) -----   | 3         | 4            | 7      | 6      | 1          | 1       | 7      | 1        |
| Livestock, except dairy, poultry, and animal specialties (021) -----  | 8         | 25           | 59     | 33     | 21         | -       | 30     | 85       |
| Beef cattle, except feedlots (0212) -----   | 5         | 21           | 51     | 26     | 14         | -       | 22     | 73       |
| Dairy farms (024) -----   | -         | -            | 31     | 19     | 4          | -       | 12     | 77       |
| Poultry and eggs (025) -----  | -         | 2            | -      | -      | -          | -       | 2      | -        |
| Animal specialties (027) -----  | 50        | 5            | 4      | -      | 2          | 5       | -      | -        |
| General farms, primarily livestock and animal specialties (029) -----                                       | -         | 1            | 1      | -      | -          | -       | 1      | -        |
| <b>FARMS BY SIZE</b>  |           |              |        |        |            |         |        |          |
| 1 to 9 acres ----- 1987   | 2         | 3            | 5      | 1      | 1          | -       | -      | 3        |
| ----- 1982  | 1         | 1            | 1      | 2      | 1          | 1       | 2      | 1        |
| 10 to 49 acres ----- 1987   | 9         | 2            | 7      | 4      | 1          | -       | 2      | 8        |
| ----- 1982  | 7         | 4            | 6      | 2      | 3          | -       | 9      | 5        |
| 50 to 69 acres ----- 1987   | 7         | 1            | 3      | 5      | -          | 2       | 4      | 3        |
| ----- 1982  | 5         | 1            | 3      | 4      | -          | -       | 9      | 1        |
| 70 to 99 acres ----- 1987   | 9         | 1            | 8      | 6      | 1          | 2       | 6      | 9        |
| ----- 1982  | 11        | 5            | 12     | 15     | 5          | -       | 17     | 10       |
| 100 to 139 acres ----- 1987   | 13        | 4            | 14     | 5      | 4          | 3       | 15     | 15       |
| ----- 1982  | 16        | 20           | 24     | 13     | 7          | 9       | 34     | 15       |
| 140 to 179 acres ----- 1987   | 21        | 5            | 20     | 12     | 2          | 3       | 18     | 13       |
| ----- 1982  | 23        | 7            | 19     | 11     | 12         | 3       | 24     | 17       |
| 180 to 219 acres ----- 1987   | 14        | 7            | 17     | 12     | 6          | 1       | 10     | 19       |
| ----- 1982  | 16        | 7            | 16     | 15     | 11         | 3       | 14     | 30       |
| 220 to 259 acres ----- 1987   | 11        | 8            | 9      | 8      | 3          | 3       | 5      | 19       |
| ----- 1982  | 9         | 11           | 11     | 15     | 5          | 2       | 9      | 17       |
| 260 to 499 acres ----- 1987   | 63        | 60           | 37     | 34     | 17         | 9       | 47     | 50       |
| ----- 1982  | 46        | 46           | 44     | 53     | 16         | 21      | 61     | 64       |
| 500 to 999 acres ----- 1987   | 116       | 70           | 36     | 12     | 7          | 24      | 24     | 25       |
| ----- 1982  | 71        | 63           | 48     | 23     | 8          | 27      | 36     | 26       |
| 1,000 to 1,999 acres ----- 1987   | 68        | 43           | 22     | 12     | 2          | 37      | 13     | 10       |
| ----- 1982  | 108       | 61           | 31     | 12     | 2          | 37      | 10     | 16       |
| 2,000 acres or more ----- 1987  | 36        | 39           | 14     | 2      | -          | 45      | 1      | 1        |
| ----- 1982  | 45        | 38           | 8      | 2      | -          | 42      | 1      | 2        |
| <b>TENURE OF OPERATOR</b>   |           |              |        |        |            |         |        |          |
| Full owners ----- farms, 1987   | 73        | 54           | 75     | 48     | 12         | 15      | 49     | 76       |
| ----- 1982  | 80        | 68           | 88     | 65     | 22         | 24      | 79     | 93       |
| ----- acres, 1987   | 36 713    | 34 576       | 24 139 | 18 233 | 4 661      | (D)     | 12 384 | 21 875   |
| ----- 1982  | 64 312    | 66 027       | 34 686 | 18 833 | (D)        | 30 125  | 17 621 | 30 290   |
| Part owners ----- farms, 1987   | 126       | 114          | 90     | 58     | 32         | 50      | 88     | 94       |
| ----- 1982  | 185       | 139          | 104    | 92     | 47         | 73      | 127    | 102      |
| ----- acres, 1987   | 129 792   | 140 197      | 81 387 | 29 891 | 11 127     | 87 464  | 43 459 | 41 863   |
| ----- 1982  | 239 352   | 161 407      | 79 896 | 44 828 | 14 984     | 108 488 | 51 236 | 52 542   |
| Tenants ----- farms, 1987   | 170       | 75           | 27     | 7      | -          | 64      | 8      | 5        |
| ----- 1982  | 93        | 57           | 31     | 10     | 1          | 48      | 20     | 9        |
| ----- acres, 1987   | 168 950   | 96 973       | 15 947 | 1 933  | -          | (D)     | 6 812  | 1 047    |
| ----- 1982  | 70 941    | 46 359       | 14 312 | 2 905  | (D)        | 89 543  | 7 615  | 2 195    |
| <b>OPERATOR CHARACTERISTICS</b>   |           |              |        |        |            |         |        |          |
| Operators by place of residence:  |           |              |        |        |            |         |        |          |
| On farm operated ----- 1987   | 156       | 137          | 130    | 86     | 37         | 67      | 112    | 146      |
| ----- 1982  | 179       | 147          | 126    | 123    | 54         | 79      | 162    | 158      |
| Not on farm operated ----- 1987   | 180       | 86           | 48     | 17     | 5          | 50      | 17     | 17       |
| ----- 1982  | 131       | 84           | 71     | 24     | 10         | 53      | 30     | 11       |
| Not reported ----- 1987   | 33        | 20           | 14     | 10     | 2          | 12      | 16     | 12       |
| ----- 1982  | 48        | 33           | 26     | 20     | 6          | 13      | 34     | 35       |
| Operators by principal occupation:  |           |              |        |        |            |         |        |          |
| Farming ----- 1987  | 291       | 193          | 129    | 84     | 29         | 117     | 91     | 137      |
| ----- 1982  | 321       | 218          | 164    | 114    | 51         | 133     | 146    | 166      |
| Other ----- 1987  | 78        | 50           | 63     | 29     | 15         | 12      | 54     | 38       |
| ----- 1982  | 37        | 46           | 59     | 53     | 19         | 12      | 80     | 38       |
| Operators by days of work off farm:   |           |              |        |        |            |         |        |          |
| None ----- 1987   | 216       | 152          | 103    | 60     | 20         | 81      | 67     | 112      |
| ----- 1982  | 199       | 159          | 112    | 73     | 29         | 87      | 100    | 112      |
| Any ----- 1987  | 127       | 77           | 79     | 42     | 22         | 39      | 72     | 54       |
| ----- 1982  | 107       | 73           | 82     | 76     | 30         | 48      | 102    | 62       |
| 1 to 49 days ----- 1987   | 28        | 13           | 8      | 2      | 7          | 18      | 8      | 9        |
| ----- 1982  | 37        | 17           | 12     | 14     | 6          | 18      | 8      | 16       |
| 50 to 99 days ----- 1987  | 19        | 4            | 4      | 6      | 3          | 5       | 4      | 6        |
| ----- 1982  | 12        | 7            | 3      | 5      | 3          | 2       | 13     | 8        |
| 100 to 149 days ----- 1987  | 7         | 3            | 3      | 4      | 2          | 4       | 5      | 3        |
| ----- 1982  | 16        | 15           | 5      | 5      | -          | 7       | 7      | 5        |

See footnotes at end of table.

**Table 16. Farms With Sales of \$10,000 or More: 1987 and 1982—Con.**

[Data for 1987 include abnormal farms. For meaning of abbreviations and symbols, see introductory text]

| Item  | Warren           | Washington | Wayne  | Webster | Wilkinson | Winston | Yalobusha | Yazoo   |
|---|------------------|------------|--------|---------|-----------|---------|-----------|---------|
| <b>1987 FARMS BY STANDARD INDUSTRIAL CLASSIFICATION</b>   |                  |            |        |         |           |         |           |         |
| Cash grains (011) .....   | 28               | 113        | 6      | 11      | 5         | 5       | 5         | 15      |
| Field crops, except cash grains (013) .....   | 26               | 158        | 1      | 51      | 4         | 14      | 43        | 215     |
| Cotton (0131) .....   | 26               | 158        | -      | 50      | -         | 11      | 40        | 215     |
| Tobacco (0132) .....  | -                | -          | -      | -       | -         | -       | -         | -       |
| Sugarcane and sugar beets; Irish potatoes;<br>field crops, except cash grains, n.e.c.<br>(0133, 0134, 0139) ..... | -                | -          | 1      | 1       | 4         | 3       | 3         | -       |
| Vegetables and melons (016) .....   | 3                | 1          | 6      | -       | -         | -       | 1         | 2       |
| Fruits and tree nuts (017) .....  | -                | 1          | -      | -       | -         | -       | -         | -       |
| Horticultural specialties (018) .....   | -                | 1          | 2      | 1       | 2         | -       | 1         | 4       |
| General farms, primarily crop (019) .....   | -                | 4          | -      | 2       | -         | -       | 3         | 3       |
| Livestock, except dairy, poultry, and animal<br>specialties (021) .....   | 38               | 7          | 57     | 25      | 41        | 65      | 16        | 64      |
| Beef cattle, except feedlots (0212) .....   | 31               | 6          | 49     | 21      | 41        | 59      | 14        | 48      |
| Dairy farms (024) .....   | -                | -          | -      | 7       | 1         | 16      | 6         | 3       |
| Poultry and eggs (025) .....  | -                | 1          | 74     | -       | -         | 5       | -         | -       |
| Animal specialties (027) .....  | 3                | 21         | 1      | -       | -         | 1       | -         | 11      |
| General farms, primarily livestock and animal<br>specialties (029) .....  | -                | -          | 1      | -       | -         | -       | -         | -       |
| <b>FARMS BY SIZE</b>  |                  |            |        |         |           |         |           |         |
| 1 to 9 acres .....  | 1987.. 1         | 3          | 10     | 1       | -         | 1       | -         | 4       |
| 1982.. 2  | 2                | 3          | 3      | 2       | 1         | -       | -         | -       |
| 10 to 49 acres .....  | 1987.. 1         | 4          | 24     | 1       | 1         | 4       | 1         | 5       |
| 1982.. 4  | 4                | 4          | 33     | 2       | 1         | 3       | 1         | 4       |
| 50 to 69 acres .....  | 1987.. 1         | 6          | 7      | 1       | 2         | 2       | 1         | 8       |
| 1982.. 1  | 5                | 7          | 7      | 2       | 2         | 2       | 5         | -       |
| 70 to 99 acres .....  | 1987.. 8         | 7          | 20     | 4       | 2         | 1       | 1         | 9       |
| 1982.. 2  | 15               | 15         | 15     | 9       | 2         | 4       | 4         | 7       |
| 100 to 139 acres .....  | 1987.. 2         | 12         | 11     | 8       | 1         | 5       | 4         | 15      |
| 1982.. 7  | 23               | 10         | 7      | 5       | 1         | 11      | 12        | 14      |
| 140 to 179 acres .....  | 1987.. 3         | 3          | 14     | 8       | -         | 11      | 3         | 9       |
| 1982.. 3  | 8                | 9          | 9      | 5       | 3         | 5       | 6         | 11      |
| 180 to 219 acres .....  | 1987.. 5         | 8          | 6      | 12      | -         | 12      | 3         | 18      |
| 1982.. 1  | 11               | 7          | 6      | 9       | 2         | 15      | 4         | 17      |
| 220 to 259 acres .....  | 1987.. 8         | 4          | 7      | 7       | -         | 7       | 2         | 11      |
| 1982.. 3  | 6                | 6          | -      | 9       | -         | 10      | 2         | 8       |
| 260 to 499 acres .....  | 1987.. 18        | 44         | 35     | 22      | 9         | 29      | 23        | 50      |
| 1982.. 12   | 52               | 17         | 31     | 14      | 49        | 14      | 44        | 44      |
| 500 to 999 acres .....  | 1987.. 15        | 88         | 11     | 20      | 17        | 28      | 24        | 74      |
| 1982.. 21   | 66               | 12         | 29     | 26      | 21        | 25      | 49        | 49      |
| 1,000 to 1,999 acres .....  | 1987.. 19        | 79         | 1      | 10      | 12        | 5       | 8         | 75      |
| 1982.. 13   | 96               | 2          | 13     | 13      | 5         | 14      | 69        | 69      |
| 2,000 acres or more .....   | 1987.. 15        | 49         | 2      | 3       | 9         | 1       | 5         | 39      |
| 1982.. 13   | 47               | 2          | -      | 15      | 3         | 8       | 46        | 46      |
| <b>TENURE OF OPERATOR</b>   |                  |            |        |         |           |         |           |         |
| Full owners .....   | farms, 1987.. 39 | 60         | 97     | 46      | 27        | 43      | 25        | 95      |
| 1982.. 36   | 90               | 92         | 50     | 34      | 50        | 37      | 68        | 68      |
| acres, 1987.. 29 516  | 49 088           | 19 305     | 17 898 | 24 101  | 18 531    | 10 109  | 56 080    | 56 080  |
| 1982.. 52 510   | 78 057           | (D)        | 14 517 | 44 912  | 19 433    | 16 851  | 51 252    | 51 252  |
| Part owners .....   | farms, 1987.. 37 | 118        | 48     | 43      | 18        | 57      | 43        | 133     |
| 1982.. 37   | 158              | 23         | 61     | 30      | 71        | 50      | 155       | 155     |
| acres, 1987.. 44 657  | 163 071          | 16 073     | 31 091 | 33 933  | 25 094    | 40 506  | 161 265   | 161 265 |
| 1982.. 48 758   | 212 286          | 8 446      | 37 529 | 54 623  | 33 391    | 46 817  | 226 848   | 226 848 |
| Tenants .....   | farms, 1987.. 20 | 129        | 3      | 8       | 8         | 6       | 7         | 89      |
| 1982.. 5  | 92               | 2          | 5      | 13      | 7         | 8       | 46        | 46      |
| acres, 1987.. 16 278  | 134 358          | 524        | 2 283  | 4 903   | 1 009     | 1 900   | 99 339    | 99 339  |
| 1982.. 3 879  | 70 052           | (D)        | 2 334  | 8 487   | 1 170     | 2 072   | 37 543    | 37 543  |
| <b>OPERATOR CHARACTERISTICS</b>   |                  |            |        |         |           |         |           |         |
| Operators by place of residence:  |                  |            |        |         |           |         |           |         |
| On farm operated .....  | 1987.. 57        | 152        | 109    | 64      | 24        | 82      | 48        | 164     |
| 1982.. 51   | 161              | 87         | 84     | 43      | 95        | 62      | 157       | 157     |
| Not on farm operated .....  | 1987.. 30        | 130        | 22     | 25      | 24        | 15      | 18        | 121     |
| 1982.. 15   | 137              | 13         | 17     | 28      | 20        | 26      | 70        | 70      |
| Not reported .....  | 1987.. 9         | 25         | 17     | 8       | 5         | 9       | 9         | 32      |
| 1982.. 12   | 42               | 17         | 15     | 6       | 13        | 7       | 42        | 42      |
| Operators by principal occupation:  |                  |            |        |         |           |         |           |         |
| Farming .....   | 1987.. 77        | 259        | 100    | 63      | 25        | 61      | 54        | 253     |
| 1982.. 53   | 298              | 78         | 72     | 46      | 70        | 68      | 223       | 223     |
| Other .....   | 1987.. 19        | 48         | 48     | 34      | 28        | 45      | 21        | 64      |
| 1982.. 25   | 42               | 39         | 44     | 31      | 58        | 27      | 46        | 46      |
| Operators by days of work off farm:   |                  |            |        |         |           |         |           |         |
| None .....  | 1987.. 41        | 222        | 68     | 51      | 22        | 35      | 45        | 190     |
| 1982.. 34   | 232              | 42         | 56     | 33      | 37        | 50      | 153       | 153     |
| Any .....   | 1987.. 39        | 73         | 68     | 36      | 30        | 62      | 25        | 100     |
| 1982.. 38   | 74               | 57         | 51     | 40      | 80        | 36      | 78        | 78      |
| 1 to 49 days .....  | 1987.. 7         | 14         | 9      | 6       | 2         | 5       | 4         | 15      |
| 1982.. 10   | 21               | 9          | 5      | 8       | 11        | 6       | 19        | 19      |
| 50 to 99 days .....   | 1987.. 10        | 9          | 4      | 6       | 2         | 5       | -         | 5       |
| 1982.. 5  | 8                | 5          | 6      | 1       | 11        | 1       | 4         | 4       |
| 100 to 149 days .....   | 1987.. 3         | 7          | 1      | 2       | -         | 10      | 1         | 11      |
| 1982.. 2  | 10               | 4          | 3      | 2       | 7         | 2       | 2         | 2       |

See footnotes at end of table.



**Table 16. Farms With Sales of \$10,000 or More: 1987 and 1982—Con.**

[Data for 1987 include abnormal farms. For meaning of abbreviations and symbols, see introductory text]

| Item   | Mississippi             | Adams  | Alcorn | Amite  | Attala | Benton | Bolivar |
|--|-------------------------|--------|--------|--------|--------|--------|---------|
| <b>OPERATOR CHARACTERISTICS—</b>   |                         |        |        |        |        |        |         |
| Con.   |                         |        |        |        |        |        |         |
| Operators by days of work off farm—Con.                                      |                         |        |        |        |        |        |         |
| Any—Con.   |                         |        |        |        |        |        |         |
| 150 to 199 days.....   | 1987.. 544              | 4      | 8      | 11     | 6      | 3      | 3       |
|  | 1982.. 592              | -      | 9      | 13     | 7      | 3      | 9       |
| 200 days or more.....  | 1987.. 2 955            | 21     | 35     | 32     | 27     | 23     | 48      |
|  | 1982.. 2 984            | 18     | 40     | 37     | 36     | 26     | 47      |
| Not reported.....  | 1987.. 923              | 1      | 1      | 12     | 6      | 8      | 28      |
|  | 1982.. 1 654            | 11     | 9      | 18     | 16     | 21     | 42      |
| 1987 operators by years on present farm:                                     |                         |        |        |        |        |        |         |
| 2 years or less.....   | 934                     | 5      | 3      | 4      | 7      | 6      | 59      |
| 3 or 4 years.....  | 690                     | 1      | 4      | 7      | 8      | -      | 27      |
| 5 to 9 years.....  | 1 450                   | 12     | 7      | 12     | 14     | 9      | 45      |
| 10 years or more.....  | 6 521                   | 15     | 58     | 89     | 66     | 44     | 153     |
| Average years on present farm.....   | 18.6                    | 12.4   | 20.8   | 21.3   | 20.2   | 23.8   | 16.1    |
| Not reported.....  | 2 373                   | 13     | 25     | 35     | 16     | 25     | 66      |
| 1987 operators by age group:   |                         |        |        |        |        |        |         |
| Under 25 years.....  | 182                     | -      | 2      | 1      | 3      | 1      | 7       |
| 25 to 34 years.....  | 1 428                   | 7      | 5      | 11     | 14     | 10     | 59      |
| 35 to 44 years.....  | 2 554                   | 7      | 28     | 27     | 18     | 11     | 81      |
| 45 to 54 years.....  | 2 740                   | 16     | 16     | 30     | 24     | 18     | 72      |
| 55 to 64 years.....  | 2 886                   | 11     | 22     | 51     | 29     | 23     | 68      |
| 65 years and over.....   | 2 178                   | 5      | 24     | 27     | 23     | 21     | 63      |
| Average age.....   | 51.0                    | 49.5   | 52.5   | 53.7   | 52.1   | 52.5   | 48.6    |
| <b>TYPE OF ORGANIZATION</b>  |                         |        |        |        |        |        |         |
| Individual or family (sole proprietorship)..... farms, 1987.. 9 449          |                         |        |        |        |        |        |         |
|  | 1982.. 11 119           | 36     | 80     | 124    | 100    | 65     | 200     |
|  | acres, 1987.. 4 463 837 | 44 841 | 25 699 | 70 346 | 50 730 | 34 244 | (D)     |
|  | 1982.. 5 792 341        | 40 339 | 40 764 | 71 325 | 64 315 | 51 441 | 213 246 |
| Partnership.....   | 1987.. 1 747            | 8      | 15     | 18     | 8      | 15     | 77      |
|  | 1982.. 1 713            | 14     | 35     | 23     | 8      | 14     | 56      |
|  | acres, 1987.. 2 518 728 | (D)    | (D)    | 22 700 | (D)    | 22 467 | 160 594 |
|  | 1982.. 1 778 108        | 26 497 | (D)    | (D)    | 8 121  | 12 283 | 102 931 |
| Corporation:   |                         |        |        |        |        |        |         |
| Family held.....   | 1987.. 610              | 1      | 2      | 4      | 1      | 4      | 65      |
|  | 1982.. 659              | 2      | -      | 4      | 2      | 2      | 57      |
|  | acres, 1987.. 726 918   | (D)    | (D)    | (D)    | (D)    | 6 280  | 63 489  |
|  | 1982.. 1 188 424        | (D)    | -      | 2 719  | (D)    | (D)    | (D)     |
| Other than family held.....  | 1987.. 107              | -      | -      | -      | 2      | -      | 8       |
|  | 1982.. 106              | -      | -      | 2      | 1      | -      | 5       |
|  | acres, 1987.. 135 751   | -      | -      | -      | (D)    | -      | (D)     |
|  | 1982.. 147 077          | -      | -      | (D)    | (D)    | -      | 25 839  |
| Other—cooperative, estate or trust, institutional, etc..... farms, 1987.. 55 |                         |        |        |        |        |        |         |
|  | 1982.. 56               | 1      | -      | 1      | -      | -      | -       |
|  | acres, 1987.. 75 975    | (D)    | -      | (D)    | -      | -      | -       |
|  | 1982.. 100 479          | (D)    | (D)    | -      | (D)    | (D)    | (D)     |
| <b>1987 FARM PRODUCTION EXPENSES<sup>1</sup></b>                             |                         |        |        |        |        |        |         |
| Total farm production expenses.....  | farms.. 11 703          | 42     | 102    | 147    | 110    | 71     | 349     |
|  | \$1,000.. 1 370 850     | 6 065  | 3 968  | 9 524  | 5 532  | 5 224  | 63 669  |
| Livestock and poultry purchased.....   | farms.. 4 284           | 4      | 36     | 83     | 33     | 14     | 14      |
|  | \$1,000.. 131 254       | (D)    | 299    | 1 955  | 279    | 66     | 1 224   |
| Feed for livestock and poultry.....  | farms.. 6 894           | 15     | 41     | 138    | 73     | 39     | 17      |
|  | \$1,000.. 316 803       | 74     | 247    | 1 972  | 341    | 68     | 2 500   |
| Commercially mixed formula feeds.....  | farms.. 3 696           | 1      | 15     | 64     | 45     | 5      | 11      |
|  | \$1,000.. 265 303       | (D)    | 159    | 1 111  | 175    | 15     | 1 721   |
| Seeds, bulbs, plants, and trees.....   | farms.. 7 871           | 28     | 76     | 55     | 72     | 69     | 343     |
|  | \$1,000.. 36 247        | 297    | 152    | 103    | 150    | 289    | 2 941   |
| Commercial fertilizer.....   | farms.. 9 179           | 28     | 100    | 124    | 101    | 70     | 330     |
|  | \$1,000.. 80 391        | 480    | 530    | 743    | 482    | 773    | 4 152   |
| Agricultural chemicals.....  | farms.. 8 184           | 30     | 77     | 73     | 85     | 69     | 342     |
|  | \$1,000.. 126 859       | 870    | 367    | 142    | 575    | 758    | 9 448   |
| Petroleum products.....  | farms.. 11 585          | 42     | 102    | 147    | 107    | 71     | 348     |
|  | \$1,000.. 76 458        | 378    | 343    | 486    | 469    | 359    | 4 983   |
| Electricity.....   | farms.. 8 289           | 36     | 55     | 111    | 80     | 62     | 281     |
|  | \$1,000.. 18 932        | 37     | 29     | 210    | 160    | 37     | 1 472   |
| Hired farm labor.....  | farms.. 7 795           | 18     | 54     | 103    | 67     | 35     | 306     |
|  | \$1,000.. 139 445       | 748    | 292    | 886    | 1 038  | 631    | 8 656   |
| Contract labor.....  | farms.. 2 059           | 3      | 11     | 32     | 4      | 22     | 76      |
|  | \$1,000.. 12 171        | (D)    | 27     | 57     | 8      | 81     | 576     |
| Repair and maintenance.....  | farms.. 10 539          | 34     | 78     | 136    | 106    | 71     | 327     |
|  | \$1,000.. 86 288        | 457    | 340    | 542    | 488    | 420    | 4 764   |
| Customwork, machine hire, and rental of machinery and equipment.....         | farms.. 4 550           | 9      | 19     | 43     | 34     | 32     | 178     |
|  | \$1,000.. 40 299        | 111    | 93     | 107    | 91     | 389    | 2 763   |
| Interest.....  | farms.. 7 444           | 27     | 77     | 79     | 57     | 36     | 257     |
|  | \$1,000.. 79 682        | 1 460  | 448    | 970    | 647    | 397    | 3 675   |
| Cash rent.....   | farms.. 5 844           | 18     | 80     | 46     | 44     | 32     | 285     |
|  | \$1,000.. 100 817       | 185    | 439    | 239    | 188    | 498    | 9 720   |
| Property taxes.....  | farms.. 10 316          | 31     | 88     | 147    | 109    | 70     | 225     |
|  | \$1,000.. 16 158        | 169    | 81     | 180    | 132    | 106    | 856     |
| All other farm production expenses.....                                      | farms.. 11 702          | 42     | 102    | 147    | 110    | 71     | 349     |
|  | \$1,000.. 109 048       | 703    | 281    | 932    | 485    | 351    | 5 940   |

See footnotes at end of table.

**Table 16. Farms With Sales of \$10,000 or More: 1987 and 1982—Con.**

[Data for 1987 include abnormal farms. For meaning of abbreviations and symbols, see introductory text]

| Item   | Calhoun | Carroll | Chickasaw | Choctaw | Claiborne | Clarke | Clay   |
|--|---------|---------|-----------|---------|-----------|--------|--------|
| <b>OPERATOR CHARACTERISTICS—</b>   |         |         |           |         |           |        |        |
| Con.   |         |         |           |         |           |        |        |
| Operators by days of work off farm—Con.  |         |         |           |         |           |        |        |
| Any—Con.   |         |         |           |         |           |        |        |
| 150 to 199 days ----- 1987..   | 10      | 6       | 17        | 4       | 1         | 3      | 10     |
| ----- 1982..   | 17      | 6       | 13        | 9       | 4         | 3      | 7      |
| 200 days or more ----- 1987..  | 30      | 35      | 43        | 21      | 21        | 28     | 62     |
| ----- 1982..   | 50      | 15      | 46        | 12      | 28        | 17     | 50     |
| Not reported ----- 1987..  | 15      | 12      | 18        | 2       | 3         | 2      | 10     |
| ----- 1982..   | 25      | 23      | 23        | 10      | 4         | 8      | 17     |
| 1987 operators by years on present farm:   |         |         |           |         |           |        |        |
| 2 years or less -----  | 8       | 12      | 6         | 2       | 6         | 1      | 7      |
| 3 or 4 years -----   | 5       | 6       | 12        | 2       | 2         | 7      | 7      |
| 5 to 9 years -----   | 17      | 13      | 20        | 9       | 4         | 11     | 35     |
| 10 years or more -----   | 91      | 71      | 113       | 21      | 38        | 40     | 84     |
| Average years on present farm -----  | 18.9    | 18.9    | 17.5      | 20.2    | 18.8      | 22.1   | 16.8   |
| Not reported -----   | 36      | 33      | 34        | 13      | 13        | 9      | 20     |
| 1987 operators by age group:   |         |         |           |         |           |        |        |
| Under 25 years -----   | 4       | 1       | 3         | -       | 1         | -      | 7      |
| 25 to 34 years -----   | 20      | 10      | 32        | 5       | 6         | 7      | 29     |
| 35 to 44 years -----   | 41      | 24      | 44        | 11      | 9         | 13     | 31     |
| 45 to 54 years -----   | 39      | 40      | 33        | 11      | 13        | 9      | 29     |
| 55 to 64 years -----   | 41      | 32      | 40        | 12      | 10        | 12     | 32     |
| 65 years and over -----  | 12      | 28      | 33        | 8       | 24        | 27     | 25     |
| Average age -----  | 47.8    | 53.3    | 49.4      | 51.5    | 55.5      | 55.7   | 47.9   |
| <b>TYPE OF ORGANIZATION</b>  |         |         |           |         |           |        |        |
| Individual or family (sole proprietorship) ----- farms, 1987..                   | 130     | 101     | 153       | 41      | 46        | 59     | 122    |
| ----- 1982..   | 190     | 119     | 207       | 49      | 62        | 50     | 122    |
| acres, 1987..  | 72 613  | 69 185  | 92 967    | 16 085  | 31 402    | 23 652 | 63 368 |
| ----- 1982..   | 93 347  | 88 960  | 106 351   | 30 245  | 65 942    | 25 514 | 66 836 |
| Partnership ----- farms, 1987..  | 23      | 24      | 30        | 6       | 11        | 8      | 15     |
| ----- 1982..   | 23      | 11      | 25        | 7       | 9         | 3      | 24     |
| acres, 1987..  | (D)     | 21 859  | (D)       | 3 827   | 15 069    | (D)    | (D)    |
| ----- 1982..   | 23 627  | (D)     | 15 703    | 6 221   | (D)       | (D)    | (D)    |
| Corporation:   |         |         |           |         |           |        |        |
| Family held ----- farms, 1987..  | 3       | 7       | 1         | -       | 4         | 1      | 15     |
| ----- 1982..   | 5       | 2       | 5         | -       | 5         | 2      | 7      |
| acres, 1987..  | (D)     | (D)     | (D)       | -       | (D)       | (D)    | (D)    |
| ----- 1982..   | (D)     | (D)     | (D)       | -       | (D)       | (D)    | 9 167  |
| Other than family held ----- farms, 1987..                                       | -       | 2       | -         | -       | 1         | -      | 1      |
| ----- 1982..   | 1       | 1       | -         | -       | 1         | -      | 2      |
| acres, 1987..  | -       | (D)     | -         | -       | (D)       | -      | (D)    |
| ----- 1982..   | (D)     | (D)     | -         | -       | (D)       | -      | (D)    |
| Other—cooperative, estate or trust,<br>institutional, etc. ----- farms, 1987..   | 1       | 1       | 1         | -       | 1         | -      | -      |
| ----- 1982..   | 1       | -       | 3         | -       | 2         | -      | -      |
| acres, 1987..  | (D)     | (D)     | (D)       | -       | (D)       | -      | -      |
| ----- 1982..   | (D)     | -       | (D)       | -       | (D)       | -      | -      |
| <b>1987 FARM PRODUCTION EXPENSES<sup>1</sup></b>                                 |         |         |           |         |           |        |        |
| Total farm production expenses ----- farms..                                     | 163     | 137     | 184       | 47      | 48        | 68     | 150    |
| ----- \$1,000..  | 11 807  | 13 862  | 12 203    | 2 672   | 3 453     | 1 283  | 9 170  |
| Livestock and poultry purchased ----- farms..                                    | 49      | 86      | 78        | 10      | 24        | 19     | 44     |
| ----- \$1,000..  | 726     | 2 915   | 3 175     | (D)     | (D)       | 50     | 2 605  |
| Feed for livestock and poultry ----- farms..                                     | 75      | 100     | 134       | 39      | 44        | 67     | 80     |
| ----- \$1,000..  | 298     | 1 088   | 1 400     | 740     | 264       | 291    | 695    |
| Commercially mixed formula feeds ----- farms..                                   | 13      | 35      | 66        | 23      | 15        | 30     | 38     |
| ----- \$1,000..  | 78      | 110     | 367       | 189     | 42        | 107    | 222    |
| Seeds, bulbs, plants, and trees ----- farms..                                    | 134     | 107     | 128       | 20      | 23        | 51     | 95     |
| ----- \$1,000..  | 554     | 397     | 456       | 66      | 75        | 57     | 389    |
| Commercial fertilizer ----- farms..  | 154     | 128     | 158       | 38      | 24        | 68     | 93     |
| ----- \$1,000..  | 1 646   | 1 203   | 1 190     | 241     | 212       | 179    | 760    |
| Agricultural chemicals ----- farms..   | 161     | 100     | 123       | 29      | 18        | 50     | 127    |
| ----- \$1,000..  | 2 016   | 1 215   | 699       | 101     | 283       | 35     | 647    |
| Petroleum products ----- farms..   | 163     | 137     | 184       | 47      | 48        | 68     | 150    |
| ----- \$1,000..  | 981     | 745     | 675       | 154     | 248       | 76     | 542    |
| Electricity ----- farms..  | 92      | 84      | 116       | 35      | 30        | 45     | 108    |
| ----- \$1,000..  | 69      | 132     | 102       | 29      | 30        | 28     | (D)    |
| Hired farm labor ----- farms..   | 133     | 89      | 146       | 30      | 32        | 34     | 96     |
| ----- \$1,000..  | 1 151   | 1 699   | 997       | 309     | 503       | 59     | 654    |
| Contract labor ----- farms..   | 17      | 28      | 42        | 1       | 3         | 8      | 3      |
| ----- \$1,000..  | 63      | 78      | 73        | (D)     | (D)       | 9      | (D)    |
| Repair and maintenance ----- farms..   | 152     | 128     | 170       | 38      | 47        | 68     | 148    |
| ----- \$1,000..  | 890     | 882     | 743       | 243     | 246       | 158    | 489    |
| Customwork, machine hire, and rental of<br>machinery and equipment ----- farms.. | 54      | 44      | 50        | 20      | 16        | 34     | 91     |
| ----- \$1,000..  | 242     | 589     | 214       | 45      | 96        | 40     | 191    |
| Interest ----- farms..   | 125     | 80      | 112       | 30      | 23        | 20     | 85     |
| ----- \$1,000..  | 1 043   | 828     | 1 017     | 60      | 282       | 104    | 748    |
| Cash rent ----- farms..  | 77      | 72      | 60        | 19      | 26        | 33     | 74     |
| ----- \$1,000..  | 845     | 748     | 372       | 65      | 164       | 102    | 561    |
| Property taxes ----- farms..   | 146     | 108     | 183       | 47      | 40        | 62     | 132    |
| ----- \$1,000..  | 169     | 230     | 237       | 34      | 55        | 44     | 126    |
| All other farm production expenses ----- farms..                                 | 163     | 137     | 184       | 47      | 48        | 68     | 150    |
| ----- \$1,000..  | 1 113   | 1 113   | 851       | 194     | 243       | 52     | 688    |

See footnotes at end of table.

**Table 16. Farms With Sales of \$10,000 or More: 1987 and 1982—Con.**

[Data for 1987 include abnormal farms. For meaning of abbreviations and symbols, see introductory text.]

| Item   | Coahoma | Copiah | Covington | De Soto | Forrest | Franklin | George |
|--|---------|--------|-----------|---------|---------|----------|--------|
| <b>OPERATOR CHARACTERISTICS—</b>   |         |        |           |         |         |          |        |
| <b>Con.</b>  |         |        |           |         |         |          |        |
| Operators by days of work off farm—Con.  |         |        |           |         |         |          |        |
| Any—Con.   |         |        |           |         |         |          |        |
| 150 to 199 days ----- 1987..   | 5       | 4      | 6         | 14      | 7       | 1        | 6      |
| ----- 1982..   | 3       | 4      | 8         | 10      | 3       | 3        | 6      |
| 200 days or more ----- 1987..  | 16      | 53     | 54        | 32      | 25      | 9        | 29     |
| ----- 1982..   | 24      | 34     | 44        | 51      | 24      | 5        | 36     |
| Not reported ----- 1987..  | 8       | 11     | 11        | 7       | 9       | 2        | 4      |
| ----- 1982..   | 19      | 19     | 20        | 19      | 8       | 5        | 7      |
| 1987 operators by years on present farm:   |         |        |           |         |         |          |        |
| 2 years or less -----  | 43      | 4      | 6         | 15      | 1       | 2        | 10     |
| 3 of 4 years -----   | 17      | 7      | 2         | 8       | 6       | -        | 5      |
| 5 to 9 years -----   | 14      | 14     | 19        | 19      | 11      | 1        | 10     |
| 10 years or more -----   | 87      | 106    | 87        | 73      | 50      | 29       | 41     |
| Average years on present farm -----  | 15.1    | 21.7   | 22.1      | 18.5    | 18.3    | 26.3     | 15.9   |
| Not reported -----   | 25      | 28     | 34        | 26      | 16      | 5        | 18     |
| 1987 operators by age group:   |         |        |           |         |         |          |        |
| Under 25 years -----   | 7       | 1      | -         | 1       | 2       | 2        | 1      |
| 25 to 34 years -----   | 28      | 11     | 12        | 24      | 8       | 4        | 8      |
| 35 to 44 years -----   | 32      | 42     | 30        | 23      | 19      | 3        | 20     |
| 45 to 54 years -----   | 46      | 26     | 27        | 26      | 14      | 7        | 24     |
| 55 to 64 years -----   | 45      | 44     | 47        | 29      | 25      | 7        | 22     |
| 65 years and over -----  | 28      | 36     | 32        | 38      | 16      | 14       | 9      |
| Average age -----  | 49.1    | 53.5   | 54.4      | 51.8    | 51.6    | 56.0     | 49.3   |
| <b>TYPE OF ORGANIZATION</b>  |         |        |           |         |         |          |        |
| Individual or family (sole proprietorship) ----- farms, 1987..                   | 99      | 132    | 137       | 103     | 62      | 32       | 76     |
| ----- 1982..   | 131     | 145    | 145       | 144     | 70      | 26       | 83     |
| ----- acres, 1987..  | 75 227  | 59 647 | 40 613    | 49 638  | 19 044  | 20 783   | 18 397 |
| ----- 1982..   | 107 813 | 72 662 | 45 068    | 104 667 | 20 735  | 24 283   | 16 745 |
| Partnership ----- farms, 1987..  | 48      | 17     | 9         | 30      | 13      | 4        | 7      |
| ----- 1982..   | 34      | 14     | 20        | 27      | 7       | 5        | 14     |
| ----- acres, 1987..  | (D)     | 14 992 | (D)       | (D)     | (D)     | (D)      | (D)    |
| ----- 1982..   | 58 328  | 19 976 | (D)       | 41 241  | (D)     | 4 268    | (D)    |
| Corporation:   |         |        |           |         |         |          |        |
| Family held ----- farms, 1987..  | 34      | 9      | 1         | 7       | 8       | 1        | 1      |
| ----- 1982..   | 57      | 5      | 1         | 9       | 5       | 1        | 1      |
| ----- acres, 1987..  | (D)     | (D)    | (D)       | (D)     | (D)     | (D)      | (D)    |
| ----- 1982..   | (D)     | (D)    | (D)       | (D)     | (D)     | (D)      | (D)    |
| Other than family held ----- farms, 1987..                                       | 5       | 1      | 1         | 1       | -       | -        | -      |
| ----- 1982..   | 2       | -      | -         | 2       | -       | 1        | -      |
| ----- acres, 1987..  | (D)     | (D)    | (D)       | (D)     | -       | -        | -      |
| ----- 1982..   | (D)     | -      | -         | (D)     | -       | (D)      | -      |
| Other—cooperative, estate or trust,<br>institutional, etc. ----- farms, 1987..   | -       | 1      | -         | -       | 1       | -        | -      |
| ----- 1982..   | 3       | 1      | -         | -       | 1       | 1        | -      |
| ----- acres, 1987..  | -       | (D)    | -         | -       | (D)     | -        | -      |
| ----- 1982..   | (D)     | (D)    | -         | -       | (D)     | (D)      | -      |
| <b>1987 FARM PRODUCTION EXPENSES<sup>1</sup></b>                                 |         |        |           |         |         |          |        |
| Total farm production expenses ----- farms..                                     | 201     | 155    | 147       | 139     | 91      | 36       | 83     |
| ----- \$1,000..  | 46 111  | 20 163 | 12 342    | 16 339  | 5 017   | 1 415    | 2 950  |
| Livestock and poultry purchased ----- farms..                                    | 1       | 99     | 71        | 32      | 26      | 16       | 11     |
| ----- \$1,000..  | (D)     | 5 831  | 4 150     | 486     | 613     | (D)      | 139    |
| Feed for livestock and poultry ----- farms..                                     | 2       | 133    | 127       | 59      | 43      | 19       | 34     |
| ----- \$1,000..  | (D)     | 7 894  | 3 379     | 879     | 1 628   | 169      | 316    |
| Commercially mixed formula feeds ----- farms..                                   | 2       | 58     | 50        | 37      | 42      | 3        | 8      |
| ----- \$1,000..  | (D)     | 7 228  | 2 957     | 669     | 1 532   | (D)      | 139    |
| Seeds, bulbs, plants, and trees ----- farms..                                    | 200     | 85     | 80        | 86      | 77      | 29       | 50     |
| ----- \$1,000..  | 1 630   | 180    | 147       | 630     | 201     | 105      | 160    |
| Commercial fertilizer ----- farms..  | 199     | 95     | 117       | 93      | 66      | 22       | 69     |
| ----- \$1,000..  | 3 766   | 618    | 400       | 1 385   | 283     | 174      | 360    |
| Agricultural chemicals ----- farms..   | 201     | 60     | 80        | 78      | 76      | 13       | 70     |
| ----- \$1,000..  | 7 875   | 215    | 241       | 2 123   | 195     | 104      | 152    |
| Petroleum products ----- farms..   | 199     | 154    | 142       | 119     | 91      | 36       | 83     |
| ----- \$1,000..  | 3 026   | 760    | 760       | 1 006   | 298     | 175      | 203    |
| Electricity ----- farms..  | 161     | 91     | 72        | 90      | 82      | 21       | 48     |
| ----- \$1,000..  | 550     | 155    | 295       | 187     | 46      | 13       | 56     |
| Hired farm labor ----- farms..   | 182     | 106    | 60        | 76      | 42      | 4        | 61     |
| ----- \$1,000..  | 6 831   | 1 047  | 985       | 2 134   | 664     | 89       | 498    |
| Contract labor ----- farms..   | 53      | 36     | 27        | 20      | 12      | -        | 14     |
| ----- \$1,000..  | 491     | 386    | 55        | 125     | 52      | -        | 65     |
| Repair and maintenance ----- farms..   | 182     | 150    | 109       | 118     | 91      | 27       | 71     |
| ----- \$1,000..  | 4 213   | 718    | 742       | 1 201   | 243     | 104      | 327    |
| Customwork, machine hire, and rental of<br>machinery and equipment ----- farms.. | 133     | 61     | 59        | 43      | 27      | 1        | 24     |
| ----- \$1,000..  | 2 633   | 87     | 83        | 683     | 8       | (D)      | 32     |
| Interest ----- farms..   | 130     | 109    | 51        | 104     | 70      | 6        | 69     |
| ----- \$1,000..  | 1 498   | 848    | 417       | 1 249   | 278     | 96       | 197    |
| Cash rent ----- farms..  | 158     | 69     | 53        | 48      | 39      | 15       | 41     |
| ----- \$1,000..  | 7 523   | 277    | 99        | 2 439   | 94      | 110      | 174    |
| Property taxes ----- farms..   | 119     | 153    | 143       | 121     | 91      | 36       | 83     |
| ----- \$1,000..  | 509     | 176    | 80        | 228     | 53      | 31       | 47     |
| All other farm production expenses ----- farms..                                 | 201     | 155    | 147       | 139     | 91      | 36       | 83     |
| ----- \$1,000..  | 5 526   | 961    | 508       | 1 586   | 361     | 79       | 224    |

See footnotes at end of table.

**Table 16. Farms With Sales of \$10,000 or More: 1987 and 1982—Con.**

[Data for 1987 include abnormal farms. For meaning of abbreviations and symbols, see introductory text]

| Item  | Greene               | Grenada | Hancock | Harrison | Hinds   | Holmes  | Humphreys |
|---|----------------------|---------|---------|----------|---------|---------|-----------|
| <b>OPERATOR CHARACTERISTICS—</b>                                      |                      |         |         |          |         |         |           |
| Con.  |                      |         |         |          |         |         |           |
| Operators by days of work off farm—Con.                               |                      |         |         |          |         |         |           |
| Any—Con.  |                      |         |         |          |         |         |           |
| 150 to 199 days .....   | 1987.. 5             | 2       | 3       | 1        | 12      | 7       | 3         |
| .....   | 1982.. 5             | 7       | 3       | 1        | 12      | 13      | 2         |
| 200 days or more .....  | 1987.. 17            | 19      | 9       | 5        | 75      | 30      | 33        |
| .....   | 1982.. 19            | 21      | 15      | 7        | 76      | 24      | 39        |
| Not reported .....  | 1987.. 2             | 9       | 1       | 8        | 17      | 23      | 17        |
| .....   | 1982.. 8             | 7       | 4       | 3        | 19      | 36      | 26        |
| 1987 operators by years on present farm:                              |                      |         |         |          |         |         |           |
| 2 years or less .....   | 5                    | 2       | -       | -        | 11      | 17      | 36        |
| 3 or 4 years .....  | 5                    | 3       | 2       | 1        | 16      | 15      | 26        |
| 5 to 9 years .....  | 5                    | 10      | 7       | 6        | 22      | 20      | 39        |
| 10 years or more .....  | 30                   | 44      | 17      | 18       | 148     | 100     | 113       |
| Average years on present farm .....                                   | 15.0                 | 18.7    | 17.7    | 16.4     | 20.2    | 19.7    | 14.3      |
| Not reported .....  | 8                    | 25      | 9       | 9        | 26      | 46      | 36        |
| 1987 operators by age group:  |                      |         |         |          |         |         |           |
| Under 25 years .....  | -                    | -       | -       | -        | 1       | 4       | 2         |
| 25 to 34 years .....  | 6                    | 11      | 3       | 1        | 15      | 29      | 41        |
| 35 to 44 years .....  | 19                   | 18      | 5       | 2        | 28      | 46      | 64        |
| 45 to 54 years .....  | 11                   | 18      | 9       | 11       | 41      | 31      | 57        |
| 55 to 64 years .....  | 7                    | 17      | 10      | 16       | 76      | 45      | 60        |
| 65 years and over .....   | 10                   | 20      | 8       | 4        | 62      | 43      | 26        |
| Average age .....   | 49.4                 | 52.3    | 55.4    | 54.2     | 56.1    | 51.2    | 48.2      |
| <b>TYPE OF ORGANIZATION</b>   |                      |         |         |          |         |         |           |
| Individual or family (sole proprietorship) .....                      | farms, 1987.. 50     | 63      | 33      | 24       | 176     | 149     | 158       |
| .....   | 1982.. 60            | 84      | 38      | 26       | 195     | 169     | 201       |
| .....   | acres, 1987.. 13 659 | 35 926  | (D)     | (D)      | 101 477 | 104 169 | 78 739    |
| .....   | 1982.. 18 514        | 60 576  | 12 216  | 11 560   | 121 883 | 132 634 | 116 203   |
| Partnership .....   | farms, 1987.. 3      | 12      | 2       | 9        | 27      | 35      | 64        |
| .....   | 1982.. 3             | 7       | 8       | 5        | 30      | 30      | 42        |
| .....   | acres, 1987.. 1 844  | (D)     | (D)     | 2 576    | (D)     | 70 846  | 100 151   |
| .....   | 1982.. 1 523         | (D)     | 2 212   | (D)      | (D)     | (D)     | (D)       |
| Corporation:  |                      |         |         |          |         |         |           |
| Family held .....   | farms, 1987.. -      | 7       | -       | -        | 17      | 12      | 25        |
| .....   | 1982.. -             | 5       | -       | 1        | 16      | 11      | 20        |
| .....   | acres, 1987.. -      | (D)     | -       | -        | (D)     | (D)     | 24 247    |
| .....   | 1982.. -             | (D)     | -       | (D)      | 48 997  | (D)     | (D)       |
| Other than family held .....  | farms, 1987.. -      | 2       | -       | 1        | 1       | 1       | 2         |
| .....   | 1982.. -             | 3       | -       | -        | 4       | -       | 3         |
| .....   | acres, 1987.. -      | (D)     | -       | (D)      | (D)     | (D)     | (D)       |
| .....   | 1982.. -             | (D)     | -       | -        | 11 469  | -       | 5 719     |
| Other—cooperative, estate or trust, institutional, etc. ....          | farms, 1987.. -      | -       | -       | -        | 2       | 1       | 1         |
| .....   | 1982.. -             | -       | -       | -        | 2       | -       | -         |
| .....   | acres, 1987.. -      | -       | -       | -        | (D)     | (D)     | (D)       |
| .....   | 1982.. -             | -       | -       | -        | (D)     | -       | -         |
| <b>1987 FARM PRODUCTION EXPENSES<sup>1</sup></b>                      |                      |         |         |          |         |         |           |
| Total farm production expenses .....                                  | farms.. 43           | 79      | 29      | 31       | 218     | 198     | 226       |
| .....   | \$1,000.. 4 913      | 9 159   | 1 106   | 931      | 24 500  | 27 514  | 69 349    |
| Livestock and poultry purchased .....                                 | farms.. 25           | 17      | 14      | 9        | 77      | 46      | 66        |
| .....   | \$1,000.. 752        | 936     | 84      | 88       | 1 307   | 440     | 4 104     |
| Feed for livestock and poultry .....                                  | farms.. 42           | 54      | 26      | 22       | 171     | 71      | 101       |
| .....   | \$1,000.. 2 982      | 2 278   | 377     | 326      | (D)     | 567     | 18 972    |
| Commercially mixed formula feeds .....                                | farms.. 31           | 26      | 9       | 5        | 60      | 14      | 54        |
| .....   | \$1,000.. 2 934      | (D)     | 108     | 159      | (D)     | 50      | (D)       |
| Seeds, bulbs, plants, and trees .....                                 | farms.. 11           | 72      | 6       | 9        | 140     | 177     | 150       |
| .....   | \$1,000.. 16         | 198     | 13      | 30       | 468     | 899     | 1 014     |
| Commercial fertilizer .....   | farms.. 26           | 76      | 23      | 27       | 195     | 183     | 149       |
| .....   | \$1,000.. 66         | 648     | 80      | 46       | 1 295   | 2 445   | 1 739     |
| Agricultural chemicals .....  | farms.. 23           | 66      | 5       | 9        | 157     | 162     | 175       |
| .....   | \$1,000.. 24         | 728     | 13      | (D)      | 1 510   | 5 075   | 4 667     |
| Petroleum products .....  | farms.. 43           | 79      | 29      | 31       | 217     | 193     | 226       |
| .....   | \$1,000.. 123        | 507     | 53      | 71       | 1 047   | 2 158   | 4 123     |
| Electricity .....   | farms.. 25           | 37      | 28      | 13       | 163     | 109     | 200       |
| .....   | \$1,000.. 31         | 69      | 46      | 27       | 354     | 248     | 1 434     |
| Hired farm labor .....  | farms.. 25           | 52      | 14      | 13       | 147     | 143     | 204       |
| .....   | \$1,000.. 372        | 1 008   | 82      | 139      | 2 328   | 3 697   | 7 570     |
| Contract labor .....  | farms.. 9            | 18      | 14      | 2        | 41      | 27      | 71        |
| .....   | \$1,000.. 115        | 100     | 30      | (D)      | (D)     | 240     | 814       |
| Repair and maintenance .....  | farms.. 41           | 56      | 21      | 14       | 195     | 173     | 222       |
| .....   | \$1,000.. 154        | 549     | 82      | 32       | 1 387   | 2 415   | 4 562     |
| Customwork, machine hire, and rental of machinery and equipment ..... | farms.. 1            | 23      | 12      | 1        | 100     | 95      | 147       |
| .....   | (D)                  | 315     | 15      | (D)      | 321     | 1 264   | 1 970     |
| Interest .....  | farms.. 21           | 49      | 28      | 9        | 106     | 113     | 199       |
| .....   | \$1,000.. 134        | 510     | 124     | 60       | 1 811   | 1 481   | 6 434     |
| Cash rent .....   | farms.. 3            | 49      | 16      | 2        | 107     | 115     | 148       |
| .....   | \$1,000.. (D)        | 400     | 27      | (D)      | 1 025   | 3 477   | 4 593     |
| Property taxes .....  | farms.. 43           | 67      | 29      | 31       | 184     | 159     | 177       |
| .....   | \$1,000.. 30         | 119     | 26      | 23       | 318     | 368     | 770       |
| All other farm production expenses .....                              | farms.. 43           | 79      | 29      | 31       | 218     | 198     | 226       |
| .....   | \$1,000.. 95         | 794     | 54      | 56       | 3 567   | 2 740   | 6 584     |

See footnotes at end of table.

**Table 16. Farms With Sales of \$10,000 or More: 1987 and 1982—Con.**

[Data for 1987 include abnormal farms. For meaning of abbreviations and symbols, see introductory text]

| Item   | Issaquena     | Itawamba | Jackson | Jasper | Jefferson | Jefferson Davis | Jones  |
|--|---------------|----------|---------|--------|-----------|-----------------|--------|
| <b>OPERATOR CHARACTERISTICS—</b>   |               |          |         |        |           |                 |        |
| Con.   |               |          |         |        |           |                 |        |
| Operators by days of work off farm—Con.                                  |               |          |         |        |           |                 |        |
| Any—Con.   |               |          |         |        |           |                 |        |
| 150 to 199 days .....  | 1987..        | 1        | 4       | 5      | -         | 12              | 9      |
|  | 1982..        | 3        | 13      | -      | 16        | 4               | 18     |
| 200 days or more .....   | 1987..        | 10       | 36      | 12     | 40        | 20              | 84     |
|  | 1982..        | 17       | 54      | 21     | 45        | 19              | 99     |
| Not reported .....   | 1987..        | 8        | 16      | 1      | 9         | 1               | 28     |
|  | 1982..        | 11       | 20      | 7      | 15        | 4               | 59     |
| 1987 operators by years on present farm:                                 |               |          |         |        |           |                 |        |
| 2 years or less .....  |               | 10       | 3       | 1      | 3         | 5               | 14     |
| 3 or 4 years .....   |               | 5        | 4       | -      | 3         | 3               | 12     |
| 5 to 9 years .....   |               | 7        | 11      | 9      | 11        | 4               | 35     |
| 10 years or more .....   |               | 39       | 80      | 20     | 70        | 25              | 191    |
| Average years on present farm .....                                      |               | 18.7     | 21.7    | 20.7   | 23.1      | 20.4            | 19.0   |
| Not reported .....   |               | 15       | 45      | 4      | 24        | 10              | 60     |
| 1987 operators by age group:   |               |          |         |        |           |                 |        |
| Under 25 years .....   |               | 2        | 1       | -      | 3         | -               | 5      |
| 25 to 34 years .....   |               | 8        | 9       | -      | 13        | 6               | 22     |
| 35 to 44 years .....   |               | 19       | 33      | 4      | 15        | 6               | 63     |
| 45 to 54 years .....   |               | 17       | 34      | 10     | 25        | 16              | 79     |
| 55 to 64 years .....   |               | 9        | 31      | 14     | 29        | 8               | 92     |
| 65 years and over .....  |               | 21       | 35      | 6      | 26        | 11              | 51     |
| Average age .....  |               | 51.2     | 53.5    | 55.4   | 52.6      | 53.0            | 52.2   |
| <b>TYPE OF ORGANIZATION</b>  |               |          |         |        |           |                 |        |
| Individual or family (sole proprietorship) .....                         | farms, 1987.. | 41       | 125     | 27     | 98        | 34              | 277    |
|  | 1982..        | 61       | 151     | 41     | 132       | 53              | 310    |
|  | acres, 1987.. | 42 001   | 32 843  | (D)    | 36 604    | 27 378          | 31 230 |
|  | 1982..        | 42 475   | 38 452  | 14 460 | 52 535    | 49 922          | 32 350 |
| Partnership .....  | farms, 1987.. | 24       | 18      | 7      | 11        | 10              | 22     |
|  | 1982..        | 15       | 29      | 3      | 12        | 8               | 29     |
|  | acres, 1987.. | (D)      | 8 068   | (D)    | (D)       | 9 780           | 5 434  |
|  | 1982..        | 21 410   | 16 144  | (D)    | (D)       | (D)             | (D)    |
| Corporation:   |               |          |         |        |           |                 |        |
| Family held .....  | farms, 1987.. | 8        | -       | -      | 2         | 2               | 10     |
|  | 1982..        | 15       | -       | -      | -         | 3               | 6      |
|  | acres, 1987.. | 21 641   | -       | -      | (D)       | (D)             | (D)    |
|  | 1982..        | 44 797   | -       | (D)    | -         | (D)             | (D)    |
| Other than family held .....   | farms, 1987.. | 2        | -       | -      | -         | 1               | 2      |
|  | 1982..        | -        | -       | -      | 1         | -               | 2      |
|  | acres, 1987.. | (D)      | -       | -      | -         | (D)             | (D)    |
|  | 1982..        | -        | -       | -      | (D)       | (D)             | (D)    |
| Other—cooperative, estate or trust,<br>institutional, etc. ....          | farms, 1987.. | 1        | -       | -      | -         | -               | 1      |
|  | 1982..        | -        | -       | -      | -         | -               | 1      |
|  | acres, 1987.. | (D)      | -       | -      | -         | -               | (D)    |
|  | 1982..        | -        | -       | -      | -         | -               | (D)    |
| <b>1987 FARM PRODUCTION EXPENSES<sup>1</sup></b>                         |               |          |         |        |           |                 |        |
| Total farm production expenses .....                                     | farms..       | 77       | 144     | 29     | 114       | 40              | 313    |
|  | \$1,000..     | 16 920   | 7 519   | 931    | 5 489     | 2 296           | 4 784  |
| Livestock and poultry purchased .....                                    | farms..       | 4        | 59      | 3      | 28        | 12              | 41     |
|  | \$1,000..     | (D)      | 1 129   | 33     | 836       | 50              | 804    |
| Feed for livestock and poultry .....                                     | farms..       | 9        | 108     | 21     | 90        | 36              | 69     |
|  | \$1,000..     | 609      | 4 018   | 263    | 2 561     | 1 152           | 1 709  |
| Commercially mixed formula feeds .....                                   | farms..       | 4        | 75      | 4      | 35        | 13              | 21     |
|  | \$1,000..     | (D)      | 3 849   | (D)    | 2 351     | 19              | 1 442  |
| Seeds, bulbs, plants, and trees .....                                    | farms..       | 74       | 74      | 8      | 62        | 21              | 70     |
|  | \$1,000..     | 737      | 95      | (D)    | 93        | 117             | 147    |
| Commercial fertilizer .....  | farms..       | 60       | 115     | 18     | 64        | 31              | 100    |
|  | \$1,000..     | 1 060    | 317     | 78     | 202       | 117             | 365    |
| Agricultural chemicals .....   | farms..       | 75       | 100     | 16     | 42        | 23              | 86     |
|  | \$1,000..     | 2 927    | 263     | 19     | 186       | 323             | 205    |
| Petroleum products .....   | farms..       | 77       | 144     | 29     | 114       | 40              | 108    |
|  | \$1,000..     | 1 048    | 279     | 55     | 243       | 174             | 291    |
| Electricity .....  | farms..       | 56       | 104     | 29     | 69        | 22              | 61     |
|  | \$1,000..     | (D)      | 79      | 29     | 97        | 25              | 43     |
| Hired farm labor .....   | farms..       | 63       | 61      | 7      | 57        | 24              | 60     |
|  | \$1,000..     | 2 050    | 285     | 107    | 320       | 380             | 189    |
| Contract labor .....   | farms..       | 20       | 33      | 15     | 26        | 1               | 25     |
|  | \$1,000..     | 272      | (D)     | 31     | (D)       | (D)             | 162    |
| Repair and maintenance .....   | farms..       | 74       | 111     | 29     | 111       | 40              | 99     |
|  | \$1,000..     | 1 328    | 242     | 52     | 214       | 193             | 217    |
| Customwork, machine hire, and rental of<br>machinery and equipment ..... | farms..       | 51       | 27      | 1      | 19        | 4               | 39     |
|  | \$1,000..     | 1 193    | (D)     | (D)    | (D)       | (D)             | 19     |
| Interest .....   | farms..       | 59       | 59      | 22     | 44        | 14              | 38     |
|  | \$1,000..     | 838      | 292     | 103    | 212       | 223             | 238    |
| Cash rent .....  | farms..       | 85       | 30      | 7      | 29        | 13              | 39     |
|  | \$1,000..     | 2 253    | 113     | 17     | 66        | 238             | 105    |
| Property taxes .....   | farms..       | 62       | 125     | 29     | 114       | 37              | 106    |
|  | \$1,000..     | 311      | 94      | 27     | 75        | 52              | 51     |
| All other farm production expenses .....                                 | farms..       | 77       | 144     | 29     | 114       | 40              | 108    |
|  | \$1,000..     | 1 936    | 224     | 103    | 288       | 238             | 237    |

See footnotes at end of table.

**Table 16. Farms With Sales of \$10,000 or More: 1987 and 1982—Con.**

[Data for 1987 include abnormal farms. For meaning of abbreviations and symbols, see introductory text]

| Item   | Kemper | Lafayette | Lamar  | Lauderdale | Lawrence | Leake  | Lee    | Leflore |
|--|--------|-----------|--------|------------|----------|--------|--------|---------|
| <b>OPERATOR CHARACTERISTICS—</b>   |        |           |        |            |          |        |        |         |
| Con.   |        |           |        |            |          |        |        |         |
| Operators by days of work off farm—Con.  |        |           |        |            |          |        |        |         |
| Any—Con.   |        |           |        |            |          |        |        |         |
| 150 to 199 days ----- 1987--   | 4      | 4         | 6      | 9          | 10       | 16     | 12     | 5       |
| ----- 1982--   | 4      | 6         | 9      | 4          | 12       | 13     | 11     | 8       |
| 200 days or more ----- 1987--  | 27     | 45        | 32     | 35         | 23       | 62     | 65     | 40      |
| ----- 1982--   | 41     | 44        | 33     | 28         | 24       | 56     | 46     | 25      |
| Not reported ----- 1987--  | 9      | 9         | 7      | 4          | 7        | 19     | 13     | 9       |
| ----- 1982--   | 11     | 11        | 7      | 4          | 6        | 51     | 29     | 38      |
| 1987 operators by years on present farm:   |        |           |        |            |          |        |        |         |
| 2 years or less -----  | 2      | 3         | 7      | 1          | 4        | 5      | 5      | 52      |
| 3 or 4 years -----   | 1      | 8         | 8      | 6          | 2        | 12     | 7      | 19      |
| 5 to 9 years -----   | 11     | 15        | 19     | 8          | 7        | 32     | 20     | 23      |
| 10 years or more -----   | 65     | 64        | 49     | 51         | 52       | 133    | 113    | 89      |
| Average years on present farm -----  | 25.7   | 20.9      | 15.2   | 20.7       | 22.8     | 19.1   | 19.8   | 13.3    |
| Not reported -----   | 19     | 29        | 19     | 14         | 16       | 56     | 36     | 46      |
| 1987 operators by age group:   |        |           |        |            |          |        |        |         |
| Under 25 years -----   | -      | 5         | 4      | 1          | 1        | 4      | 2      | 5       |
| 25 to 34 years -----   | 6      | 11        | 17     | 6          | 8        | 18     | 21     | 34      |
| 35 to 44 years -----   | 16     | 19        | 32     | 10         | 8        | 62     | 36     | 52      |
| 45 to 54 years -----   | 19     | 32        | 26     | 24         | 21       | 65     | 51     | 42      |
| 55 to 64 years -----   | 30     | 28        | 16     | 18         | 28       | 63     | 37     | 69      |
| 65 years and over -----  | 27     | 30        | 13     | 21         | 15       | 26     | 34     | 27      |
| Average age -----  | 56.2   | 54.0      | 47.2   | 54.2       | 53.9     | 50.2   | 51.0   | 48.7    |
| <b>TYPE OF ORGANIZATION</b>  |        |           |        |            |          |        |        |         |
| Individual or family (sole proprietorship) ----- farms, 1987--                   | 92     | 93        | 89     | 68         | 75       | 217    | 141    | 121     |
| ----- 1982--   | 99     | 117       | 113    | 54         | 58       | 234    | 184    | 184     |
| ----- acres, 1987--  | 49 910 | 39 791    | 23 147 | 31 403     | 24 256   | 42 062 | 69 035 | 83 410  |
| ----- 1982--   | 57 997 | 53 755    | 35 905 | 24 549     | 20 048   | 48 031 | 83 937 | 191 429 |
| Partnership ----- farms, 1987--  | 4      | 25        | 9      | 10         | 6        | 15     | 30     | 70      |
| ----- 1982--   | 10     | 28        | 9      | 10         | 11       | 15     | 23     | 47      |
| ----- acres, 1987--  | (D)    | (D)       | 3 757  | (D)        | 7 460    | 3 640  | (D)    | 142 879 |
| ----- 1982--   | (D)    | (D)       | 6 931  | (D)        | 13 555   | (D)    | 15 948 | 71 903  |
| Corporation:   |        |           |        |            |          |        |        |         |
| Family held ----- farms, 1987--  | -      | 1         | 4      | 1          | -        | 4      | 6      | 27      |
| ----- 1982--   | 1      | 1         | 4      | 1          | -        | 4      | 6      | 14      |
| ----- acres, 1987--  | -      | (D)       | 9 407  | (D)        | -        | (D)    | (D)    | (D)     |
| ----- 1982--   | (D)    | (D)       | 8 643  | (D)        | -        | 2 065  | (D)    | 36 540  |
| Other than family held ----- farms, 1987--                                       | 1      | -         | -      | 1          | -        | 2      | 2      | 10      |
| ----- 1982--   | -      | -         | -      | -          | -        | 2      | 2      | 4       |
| ----- acres, 1987--  | (D)    | -         | -      | (D)        | -        | (D)    | (D)    | (D)     |
| ----- 1982--   | -      | -         | -      | -          | -        | (D)    | (D)    | (D)     |
| Other—cooperative, estate or trust,<br>institutional, etc. ----- farms, 1987--   | 1      | -         | -      | -          | -        | -      | 2      | 1       |
| ----- 1982--   | 1      | -         | -      | -          | -        | -      | 1      | 1       |
| ----- acres, 1987--  | (D)    | -         | -      | -          | -        | -      | (D)    | (D)     |
| ----- 1982--   | (D)    | -         | -      | -          | -        | -      | (D)    | (D)     |
| <b>1987 FARM PRODUCTION EXPENSES<sup>1</sup></b>                                 |        |           |        |            |          |        |        |         |
| Total farm production expenses ----- farms--                                     | 98     | 120       | 104    | 29         | 82       | 239    | 182    | 210     |
| ----- \$1,000--  | 2 280  | 4 297     | 9 615  | 1 924      | 3 113    | 35 039 | 12 179 | 53 091  |
| Livestock and poultry purchased ----- farms--                                    | 38     | 57        | 50     | 5          | 37       | 170    | 63     | 27      |
| ----- \$1,000--  | 171    | 511       | 1 347  | 81         | 333      | 5 277  | 2 363  | 2 091   |
| Feed for livestock and poultry ----- farms--                                     | 84     | 74        | 78     | 26         | 64       | 196    | 90     | 41      |
| ----- \$1,000--  | 429    | 344       | 4 357  | 286        | 1 066    | 21 311 | 1 675  | 5 014   |
| Commercially mixed formula feeds ----- farms--                                   | 12     | 29        | 54     | 4          | 36       | 147    | 37     | 25      |
| ----- \$1,000--  | 139    | 158       | 4 023  | (D)        | 942      | 20 909 | 1 146  | 4 221   |
| Seeds, bulbs, plants, and trees ----- farms--                                    | 61     | 69        | 50     | 6          | 36       | 94     | 161    | 186     |
| ----- \$1,000--  | 90     | 89        | 116    | (D)        | 145      | 122    | 558    | 1 613   |
| Commercial fertilizer ----- farms--  | 80     | 94        | 87     | 15         | 64       | 114    | 162    | 184     |
| ----- \$1,000--  | 281    | 530       | 573    | 20         | 352      | 334    | 962    | 3 359   |
| Agricultural chemicals ----- farms--   | 61     | 92        | 80     | 8          | 61       | 68     | 147    | 197     |
| ----- \$1,000--  | 118    | 490       | 199    | 48         | 137      | 186    | 998    | 8 323   |
| Petroleum products ----- farms--   | 98     | 120       | 103    | 29         | 82       | 238    | 182    | 210     |
| ----- \$1,000--  | 163    | 266       | 376    | 184        | 235      | 852    | 855    | 3 532   |
| Electricity ----- farms--  | 60     | 59        | 87     | 10         | 44       | 185    | 141    | 170     |
| ----- \$1,000--  | 31     | 28        | 126    | 32         | 39       | 549    | 151    | 735     |
| Hired farm labor ----- farms--   | 46     | 67        | 46     | 19         | 45       | 160    | 102    | 199     |
| ----- \$1,000--  | 131    | 367       | 559    | 390        | 144      | 2 402  | 1 236  | 6 789   |
| Contract labor ----- farms--   | 37     | 9         | 29     | 4          | 6        | 29     | 30     | 40      |
| ----- \$1,000--  | 51     | 11        | 114    | 12         | 6        | 170    | 38     | 414     |
| Repair and maintenance ----- farms--   | 87     | 90        | 96     | 29         | 71       | 230    | 173    | 205     |
| ----- \$1,000--  | 160    | 246       | 355    | 72         | 179      | 909    | 740    | 4 520   |
| Customwork, machine hire, and rental of<br>machinery and equipment ----- farms-- | 45     | 42        | 36     | 3          | 26       | 37     | 73     | 142     |
| ----- \$1,000--  | 76     | 82        | 60     | (D)        | 39       | 80     | 133    | 1 724   |
| Interest ----- farms--   | 71     | 76        | 73     | 16         | 30       | 174    | 143    | 137     |
| ----- \$1,000--  | 299    | 698       | 817    | 127        | 139      | 1 033  | 868    | 2 617   |
| Cash rent ----- farms--  | 48     | 35        | 37     | 11         | 42       | 67     | 101    | 146     |
| ----- \$1,000--  | 85     | 206       | 96     | 17         | 93       | 134    | 747    | 6 435   |
| Property taxes ----- farms--   | 80     | 113       | 96     | 29         | 81       | 238    | 168    | 152     |
| ----- \$1,000--  | 76     | 112       | 93     | 59         | 64       | 146    | 208    | 564     |
| All other farm production expenses ----- farms--                                 | 98     | 120       | 104    | 29         | 82       | 239    | 182    | 210     |
| ----- \$1,000--  | 117    | 296       | 427    | 419        | 140      | 1 535  | 647    | 5 360   |

See footnotes at end of table.

**Table 16. Farms With Sales of \$10,000 or More: 1987 and 1982—Con.**

[Data for 1987 include abnormal farms. For meaning of abbreviations and symbols, see introductory text]

| Item  | Lincoln | Lowndes | Madison | Marion | Marshall | Monroe  | Montgomery | Neshoba |
|---|---------|---------|---------|--------|----------|---------|------------|---------|
| <b>OPERATOR CHARACTERISTICS—</b>  |         |         |         |        |          |         |            |         |
| Con.  |         |         |         |        |          |         |            |         |
| Operators by days of work off farm—Con.                                       |         |         |         |        |          |         |            |         |
| Any—Con.  |         |         |         |        |          |         |            |         |
| 150 to 199 days ----- 1987..  | 9       | 4       | 2       | 16     | 13       | 9       | 8          | 9       |
| ----- 1982..  | 5       | 6       | 7       | 11     | 9        | 8       | 10         | 10      |
| 200 days or more ----- 1987..   | 35      | 30      | 62      | 31     | 44       | 44      | 32         | 68      |
| ----- 1982..  | 26      | 33      | 46      | 36     | 44       | 55      | 32         | 42      |
| Not reported ----- 1987..   | 14      | 18      | 12      | 11     | 24       | 14      | 11         | 11      |
| ----- 1982..  | 15      | 26      | 21      | 22     | 26       | 19      | 6          | 20      |
| 1987 operators by years on present farm:                                      |         |         |         |        |          |         |            |         |
| 2 years or less -----   | 4       | 7       | 22      | -      | 10       | 6       | 5          | 8       |
| 3 or 4 years -----  | 6       | 8       | 11      | 7      | 18       | 14      | 7          | 6       |
| 5 to 9 years -----  | 22      | 22      | 33      | 24     | 18       | 28      | 15         | 24      |
| 10 years or more -----  | 91      | 66      | 90      | 73     | 87       | 126     | 65         | 121     |
| Average years on present farm -----   | 21.8    | 17.7    | 16.5    | 20.3   | 19.1     | 19.9    | 18.4       | 21.7    |
| Not reported -----  | 24      | 26      | 45      | 26     | 54       | 26      | 16         | 35      |
| 1987 operators by age group:  |         |         |         |        |          |         |            |         |
| Under 25 years -----  | -       | 4       | 4       | -      | 3        | 2       | -          | 1       |
| 25 to 34 years -----  | 17      | 26      | 34      | 4      | 23       | 22      | 17         | 14      |
| 35 to 44 years -----  | 28      | 26      | 28      | 26     | 32       | 44      | 18         | 31      |
| 45 to 54 years -----  | 37      | 26      | 40      | 44     | 39       | 58      | 35         | 56      |
| 55 to 64 years -----  | 39      | 27      | 36      | 31     | 50       | 31      | 23         | 51      |
| 65 years and over -----   | 26      | 20      | 59      | 25     | 40       | 43      | 15         | 41      |
| Average age -----   | 52.1    | 48.5    | 52.3    | 53.3   | 52.6     | 51.0    | 49.9       | 53.7    |
| <b>TYPE OF ORGANIZATION</b>   |         |         |         |        |          |         |            |         |
| Individual or family (sole proprietorship) ----- farms, 1987..                |         |         |         |        |          |         |            |         |
| ----- 1982..  | 130     | 100     | 152     | 121    | 156      | 168     | 97         | 179     |
| acres, 1987..   | 41 707  | 71 029  | 113 005 | 35 578 | 101 247  | 108 721 | 57 038     | 43 399  |
| ----- 1982..  | 49 027  | 98 336  | 151 950 | 44 807 | 117 123  | 107 190 | 64 421     | 43 578  |
| Partnership ----- farms, 1987..   |         |         |         |        |          |         |            |         |
| ----- 1982..  | 14      | 20      | 36      | 6      | 27       | 22      | 9          | 10      |
| acres, 1987..   | (D)     | 24 024  | 48 181  | 3 665  | 51 467   | (D)     | (D)        | (D)     |
| ----- 1982..  | (D)     | 20 852  | 34 919  | 4 702  | (D)      | 28 777  | (D)        | (D)     |
| Corporation:  |         |         |         |        |          |         |            |         |
| Family held ----- farms, 1987..   |         |         |         |        |          |         |            |         |
| ----- 1982..  | 3       | 7       | 9       | 1      | 3        | 6       | 1          | 4       |
| acres, 1987..   | (D)     | (D)     | 10 008  | (D)    | (D)      | (D)     | (D)        | 1 512   |
| ----- 1982..  | (D)     | (D)     | (D)     | (D)    | (D)      | (D)     | (D)        | (D)     |
| Other than family held ----- farms, 1987..                                    |         |         |         |        |          |         |            |         |
| ----- 1982..  | -       | -       | 3       | 2      | -        | 2       | -          | -       |
| acres, 1987..   | -       | -       | (D)     | (D)    | -        | (D)     | -          | -       |
| ----- 1982..  | -       | (D)     | (D)     | (D)    | -        | (D)     | -          | (D)     |
| Other—cooperative, estate or trust, institutional, etc. ----- farms, 1987..   |         |         |         |        |          |         |            |         |
| ----- 1982..  | -       | 2       | 1       | 1      | 1        | 2       | 1          | 1       |
| acres, 1987..   | -       | (D)     | (D)     | (D)    | (D)      | (D)     | (D)        | (D)     |
| ----- 1982..  | -       | (D)     | (D)     | (D)    | (D)      | (D)     | (D)        | -       |
| <b>1987 FARM PRODUCTION EXPENSES<sup>1</sup></b>                              |         |         |         |        |          |         |            |         |
| Total farm production expenses ----- farms..                                  |         |         |         |        |          |         |            |         |
| ----- \$1,000..   | 144     | 124     | 206     | 129    | 185      | 200     | 110        | 195     |
| Livestock and poultry purchased ----- farms..                                 |         |         |         |        |          |         |            |         |
| ----- \$1,000..   | 8 754   | 7 303   | 18 092  | 5 890  | 12 677   | 12 545  | 5 658      | 18 537  |
| Feed for livestock and poultry ----- farms..                                  |         |         |         |        |          |         |            |         |
| ----- \$1,000..   | 86      | 22      | 61      | 68     | 53       | 60      | 29         | 106     |
| ----- farms..   | 1 625   | 346     | 674     | 576    | 552      | 646     | 225        | 3 593   |
| ----- \$1,000..   | 130     | 63      | 125     | 113    | 102      | 94      | 61         | 194     |
| Commercially mixed formula feeds ----- farms..                                | 2 816   | 306     | 622     | 2 098  | 1 344    | 927     | 450        | 9 923   |
| ----- \$1,000..   | 84      | 26      | 47      | 50     | 31       | 23      | 25         | 125     |
| ----- 1 907   | 83      | 160     | 1 464   | 609    | 439      | 201     | 9 505      |         |
| Seeds, bulbs, plants, and trees ----- farms..                                 |         |         |         |        |          |         |            |         |
| ----- \$1,000..   | 63      | 88      | 129     | 73     | 153      | 180     | 89         | 58      |
| Commercial fertilizer ----- farms..   |         |         |         |        |          |         |            |         |
| ----- \$1,000..   | 92      | 470     | 828     | 71     | 475      | 746     | 232        | 52      |
| ----- farms..   | 105     | 98      | 193     | 80     | 135      | 173     | 105        | 133     |
| ----- \$1,000..   | 485     | 816     | 1 931   | 516    | 1 528    | 1 697   | 769        | 472     |
| Agricultural chemicals ----- farms..  | 71      | 110     | 139     | 68     | 134      | 168     | 90         | 83      |
| ----- \$1,000..   | 105     | 825     | 2 394   | 100    | 1 710    | 1 703   | 922        | 49      |
| Petroleum products ----- farms..  |         |         |         |        |          |         |            |         |
| ----- \$1,000..   | 133     | 123     | 205     | 129    | 184      | 199     | 110        | 195     |
| ----- farms..   | 379     | 683     | 1 383   | 359    | 944      | 1 207   | 484        | 495     |
| Electricity ----- farms..   | 112     | 97      | 104     | 77     | 102      | 140     | 66         | 127     |
| ----- \$1,000..   | 205     | 81      | 123     | 135    | 136      | 152     | 57         | 292     |
| Hired farm labor ----- farms..  | 83      | 97      | 169     | 79     | 156      | 141     | 68         | 117     |
| ----- \$1,000..   | 720     | 908     | 2 204   | 460    | 1 246    | 1 283   | 533        | 1 309   |
| Contract labor ----- farms..  |         |         |         |        |          |         |            |         |
| ----- \$1,000..   | 18      | 17      | 57      | 6      | 18       | 22      | 10         | 54      |
| ----- farms..   | 97      | 65      | 169     | (D)    | 210      | 72      | 123        | 119     |
| Repair and maintenance ----- farms..  | 109     | 122     | 168     | 110    | 177      | 174     | 86         | 170     |
| ----- \$1,000..   | 354     | 713     | 1 154   | 499    | 1 015    | 1 038   | 481        | 545     |
| Customwork, machine hire, and rental of machinery and equipment ----- farms.. |         |         |         |        |          |         |            |         |
| ----- \$1,000..   | 44      | 48      | 101     | 50     | 63       | 58      | 23         | 72      |
| ----- farms..   | 86      | 106     | 1 429   | 100    | 269      | 206     | 96         | 146     |
| Interest ----- farms..  |         |         |         |        |          |         |            |         |
| ----- \$1,000..   | 92      | 71      | 148     | 85     | 143      | 158     | 56         | 108     |
| ----- farms..   | 651     | 603     | 1 535   | 318    | 1 116    | 1 011   | 459        | 591     |
| Cash rent ----- farms..   | 61      | 73      | 109     | 62     | 88       | 119     | 54         | 88      |
| ----- \$1,000..   | 139     | 522     | 1 832   | 101    | 975      | 769     | 357        | 133     |
| Property taxes ----- farms..  | 144     | 118     | 197     | 129    | 175      | 166     | 102        | 194     |
| ----- \$1,000..   | 94      | 130     | 300     | (D)    | 343      | 201     | 116        | 156     |
| All other farm production expenses ----- farms..                              | 144     | 124     | 206     | 129    | 185      | 200     | 110        | 195     |
| ----- \$1,000..   | 905     | 729     | 1 513   | 425    | 814      | 887     | 355        | 662     |

See footnotes at end of table.

**Table 16. Farms With Sales of \$10,000 or More: 1987 and 1982—Con.**

[Data for 1987 include abnormal farms. For meaning of abbreviations and symbols, see introductory text.]

| Item  | Newton | Noxubee | Oktibbeha | Panola  | Pearl River | Perry  | Pike   | Pontotoc |
|---|--------|---------|-----------|---------|-------------|--------|--------|----------|
| <b>OPERATOR CHARACTERISTICS—</b>  |        |         |           |         |             |        |        |          |
| Con.  |        |         |           |         |             |        |        |          |
| Operators by days of work off farm—Con.                                       |        |         |           |         |             |        |        |          |
| Any—Con.  |        |         |           |         |             |        |        |          |
| 150 to 199 days ----- 1987..  | 9      | 6       | 3         | 9       | 9           | 2      | 15     | 5        |
| 1982..  | 8      | 5       | 5         | 13      | 8           | 3      | 10     | 8        |
| 200 days or more ----- 1987..   | 50     | 63      | 28        | 47      | 42          | 18     | 33     | 49       |
| 1982..  | 58     | 37      | 56        | 46      | 44          | 17     | 34     | 55       |
| Not reported ----- 1987..   | 25     | 22      | 5         | 27      | 9           | 4      | 11     | 10       |
| 1982..  | 29     | 34      | 17        | 37      | 19          | 15     | 8      | 47       |
| 1987 operators by years on present farm:                                      |        |         |           |         |             |        |        |          |
| 2 years or less -----   | 8      | 21      | 2         | 25      | 6           | 3      | 6      | 6        |
| 3 or 4 years -----  | 2      | 6       | 9         | 15      | 3           | 1      | 8      | 9        |
| 5 to 9 years -----  | 26     | 30      | 8         | 15      | 21          | 1      | 31     | 23       |
| 10 years or more -----  | 126    | 141     | 54        | 129     | 80          | 35     | 86     | 102      |
| Average years on present farm -----   | 20.3   | 18.1    | 20.8      | 20.0    | 16.8        | 20.7   | 17.5   | 20.0     |
| Not reported -----  | 48     | 39      | 21        | 48      | 18          | 15     | 22     | 46       |
| 1987 operators by age group:  |        |         |           |         |             |        |        |          |
| Under 25 years -----  | 4      | 5       | 1         | 8       | -           | -      | 1      | 4        |
| 25 to 34 years -----  | 12     | 34      | 11        | 31      | 9           | 4      | 22     | 28       |
| 35 to 44 years -----  | 62     | 64      | 16        | 45      | 28          | 11     | 26     | 30       |
| 45 to 54 years -----  | 46     | 36      | 20        | 51      | 41          | 16     | 43     | 38       |
| 55 to 64 years -----  | 53     | 54      | 18        | 38      | 24          | 18     | 44     | 56       |
| 65 years and over -----   | 33     | 44      | 28        | 59      | 26          | 6      | 17     | 30       |
| Average age -----   | 50.9   | 49.9    | 53.9      | 51.6    | 52.7        | 52.0   | 50.2   | 50.5     |
| <b>TYPE OF ORGANIZATION</b>   |        |         |           |         |             |        |        |          |
| Individual or family (sole proprietorship) ----- farms, 1987..                |        |         |           |         |             |        |        |          |
| 1982..  | 179    | 216     | 87        | 187     | 109         | 51     | 139    | 164      |
| acres, 1987..   | 211    | 238     | 126       | 232     | 124         | 68     | 138    | 238      |
| 1982..  | 39 462 | 139 220 | 42 753    | 123 211 | 60 123      | 15 235 | 47 793 | 62 344   |
| acres, 1982..   | 51 019 | 150 281 | 66 198    | 150 015 | 50 455      | 24 428 | 45 314 | 89 224   |
| Partnership ----- farms, 1987..   |        |         |           |         |             |        |        |          |
| 1982..  | 25     | 16      | 5         | 27      | 6           | 3      | 13     | 21       |
| acres, 1987..   | 22     | 26      | 16        | 26      | 17          | 4      | 13     | 49       |
| 1982..  | (D)    | (D)     | (D)       | 35 186  | (D)         | (D)    | (D)    | (D)      |
| acres, 1982..   | 8 297  | (D)     | (D)       | (D)     | 14 409      | 2 732  | 5 527  | (D)      |
| Corporation:  |        |         |           |         |             |        |        |          |
| Family held ----- farms, 1987..   |        |         |           |         |             |        |        |          |
| 1982..  | 3      | 3       | 1         | 16      | 9           | 1      | 1      | -        |
| acres, 1987..   | 4      | 4       | 2         | 21      | 8           | -      | 9      | -        |
| 1982..  | 1 254  | (D)     | (D)       | 24 037  | (D)         | (D)    | (D)    | -        |
| acres, 1982..   | 2 837  | (D)     | (D)       | (D)     | (D)         | -      | (D)    | -        |
| Other than family held ----- farms, 1987..                                    |        |         |           |         |             |        |        |          |
| 1982..  | 1      | 1       | -         | 1       | 3           | -      | -      | -        |
| acres, 1987..   | (D)    | (D)     | -         | (D)     | (D)         | -      | -      | -        |
| 1982..  | 3 060  | (D)     | -         | (D)     | -           | -      | -      | -        |
| Other—cooperative, estate or trust, institutional, etc. ----- farms, 1987..   |        |         |           |         |             |        |        |          |
| 1982..  | 2      | 1       | 1         | 1       | 1           | -      | -      | 1        |
| acres, 1987..   | (D)    | (D)     | (D)       | (D)     | (D)         | -      | (D)    | (D)      |
| 1982..  | -      | -       | -         | (D)     | (D)         | -      | (D)    | (D)      |
| <b>1987 FARM PRODUCTION EXPENSES<sup>1</sup></b>                              |        |         |           |         |             |        |        |          |
| Total farm production expenses ----- farms..                                  |        |         |           |         |             |        |        |          |
| \$1,000..   | 208    | 235     | 82        | 233     | 130         | 44     | 154    | 187      |
| Livestock and poultry purchased ----- farms..                                 |        |         |           |         |             |        |        |          |
| \$1,000..   | 23 983 | 16 281  | 5 107     | 17 148  | 10 455      | 6 322  | 8 954  | 7 320    |
| Feed for livestock and poultry ----- farms..                                  |        |         |           |         |             |        |        |          |
| \$1,000..   | 99     | 89      | 38        | 76      | 65          | 34     | 87     | 61       |
| Commercially mixed formula feeds ----- farms..                                | 3 325  | 1 048   | 462       | 428     | 2 229       | 1 475  | 1 056  | 518      |
| \$1,000..   | 196    | 140     | 63        | 120     | 99          | 41     | 152    | 102      |
| Seeds, bulbs, plants, and trees ----- farms..                                 | 13 239 | 2 351   | 1 080     | 395     | 1 800       | 3 249  | 2 651  | 1 087    |
| \$1,000..   | 106    | 95      | 40        | 31      | 56          | 31     | 67     | 68       |
| Commercial fertilizer ----- farms..   | 12 276 | 900     | 693       | 75      | 856         | 3 117  | 1 343  | 950      |
| \$1,000..   | 76     | 196     | 29        | 197     | 66          | 11     | 82     | 175      |
| Agricultural chemicals ----- farms..  | 177    | 986     | 136       | 670     | 276         | 48     | 122    | 407      |
| \$1,000..   | 128    | 178     | 56        | 209     | 116         | 18     | 99     | 176      |
| Petroleum products ----- farms..  | 767    | 2 043   | 328       | 1 989   | 821         | 134    | 659    | 1 018    |
| \$1,000..   | 71     | 164     | 45        | 197     | 79          | 13     | 75     | 168      |
| Electricity ----- farms..   | 324    | 1 260   | 184       | 3 107   | 381         | 65     | 104    | 843      |
| \$1,000..   | 206    | 234     | 82        | 230     | 130         | 44     | 152    | 187      |
| Hired farm labor ----- farms..  | 646    | 1 125   | 299       | 1 574   | 524         | 151    | 400    | 593      |
| \$1,000..   | 153    | 183     | 57        | 121     | 102         | 42     | 113    | 88       |
| Contract labor ----- farms..  | 266    | 282     | 91        | 152     | 316         | 50     | 241    | 60       |
| \$1,000..   | 110    | 134     | 40        | 182     | 73          | 37     | 100    | 75       |
| Repair and maintenance ----- farms..  | 1 608  | 1 533   | 642       | 2 087   | 680         | 386    | 955    | 350      |
| \$1,000..   | 23     | 20      | 9         | 22      | 42          | 9      | 35     | 8        |
| Customwork, machine hire, and rental of machinery and equipment ----- farms.. | 74     | 81      | 25        | 113     | 114         | 65     | 51     | 10       |
| \$1,000..   | 192    | 211     | 73        | 207     | 113         | 43     | 129    | 177      |
| Interest ----- farms..  | 640    | 1 291   | 325       | 1 410   | 516         | 164    | 510    | 574      |
| \$1,000..   | 18     | 107     | 29        | 94      | 36          | 6      | 34     | 73       |
| Cash rent ----- farms..   | 79     | 435     | 137       | 824     | 435         | 10     | 68     | 212      |
| \$1,000..   | 131    | 168     | 58        | 157     | 73          | 32     | 62     | 131      |
| Property taxes ----- farms..  | 1 259  | 1 482   | 464       | 1 199   | 1 212       | 200    | 838    | 671      |
| \$1,000..   | 86     | 112     | 37        | 111     | 31          | 6      | 41     | 108      |
| All other farm production expenses ----- farms..                              | 181    | 697     | 192       | 1 482   | 231         | 21     | 249    | 437      |
| \$1,000..   | 198    | 199     | 74        | 206     | 123         | 44     | 143    | 179      |
| \$1,000..   | 229    | 275     | 69        | 285     | 197         | 46     | 123    | 166      |
| \$1,000..   | 208    | 235     | 82        | 233     | 130         | 44     | 154    | 186      |
| \$1,000..   | 1 168  | 1 392   | 673       | 1 438   | 725         | 260    | 929    | 375      |

See footnotes at end of table.



**Table 16. Farms With Sales of \$10,000 or More: 1987 and 1982—Con.**

[Data for 1987 include abnormal farms. For meaning of abbreviations and symbols, see introductory text.]

| Item   | Prentiss | Quitman | Rankin | Scott  | Sharkey | Simpson | Smith  | Stone  |
|--|----------|---------|--------|--------|---------|---------|--------|--------|
| <b>OPERATOR CHARACTERISTICS—</b>   |          |         |        |        |         |         |        |        |
| Con.   |          |         |        |        |         |         |        |        |
| Operators by days of work off farm—Con.                                      |          |         |        |        |         |         |        |        |
| Any—Con.   |          |         |        |        |         |         |        |        |
| 150 to 199 days..... 1987..  | 8        | 5       | 7      | 12     | 4       | 14      | 18     | 1      |
| ..... 1982..   | 4        | 3       | 11     | 8      | 7       | 6       | 17     | 3      |
| 200 days or more..... 1987..   | 28       | 21      | 60     | 73     | 20      | 53      | 78     | 12     |
| ..... 1982..   | 38       | 32      | 56     | 76     | 14      | 38      | 97     | 14     |
| Not reported..... 1987..   | 7        | 14      | 15     | 27     | 3       | 33      | 23     | -      |
| ..... 1982..   | 20       | 32      | 33     | 53     | 17      | 42      | 41     | 9      |
| 1987 operators by years on present farm:                                     |          |         |        |        |         |         |        |        |
| 2 years or less.....   | 7        | 36      | 13     | 17     | 18      | 13      | 10     | 2      |
| 3 or 4 years.....  | 2        | 14      | 20     | 15     | 10      | 9       | 15     | -      |
| 5 to 9 years.....  | 16       | 20      | 16     | 45     | 17      | 33      | 30     | 7      |
| 10 years or more.....  | 65       | 91      | 130    | 151    | 45      | 95      | 157    | 25     |
| Average years on present farm.....   | 19.3     | 15.6    | 19.8   | 18.9   | 15.0    | 17.8    | 18.5   | 19.0   |
| Not reported.....  | 23       | 27      | 38     | 69     | 19      | 44      | 79     | 7      |
| 1987 operators by age group:   |          |         |        |        |         |         |        |        |
| Under 25 years.....  | -        | 6       | 4      | 3      | 1       | -       | 2      | -      |
| 25 to 34 years.....  | 12       | 38      | 23     | 40     | 16      | 16      | 22     | 5      |
| 35 to 44 years.....  | 24       | 44      | 31     | 79     | 26      | 36      | 93     | 11     |
| 45 to 54 years.....  | 39       | 37      | 64     | 77     | 23      | 53      | 70     | 9      |
| 55 to 64 years.....  | 30       | 35      | 55     | 59     | 27      | 59      | 68     | 8      |
| 65 years and over.....   | 8        | 28      | 40     | 39     | 16      | 30      | 36     | 8      |
| Average age.....   | 49.1     | 48.2    | 51.6   | 49.1   | 49.9    | 52.6    | 49.2   | 49.9   |
| <b>TYPE OF ORGANIZATION</b>  |          |         |        |        |         |         |        |        |
| Individual or family (sole proprietorship)..... farms, 1987..                |          |         |        |        |         |         |        |        |
| ..... 1982..   | 96       | 144     | 181    | 272    | 45      | 166     | 280    | 32     |
| ..... acres, 1987..  | 44 097   | 99 574  | 67 162 | 58 477 | 35 172  | 36 818  | 43 393 | 8 461  |
| ..... 1982..   | 56 611   | 123 272 | 71 584 | 70 888 | 50 012  | 45 198  | 48 022 | 28 494 |
| Partnership..... farms, 1987..   | 17       | 32      | 25     | 13     | 41      | 21      | 9      | 8      |
| ..... 1982..   | 29       | 41      | 13     | 18     | 16      | 18      | 18     | 11     |
| ..... acres, 1987..  | 11 767   | 76 535  | (D)    | (D)    | (D)     | (D)     | (D)    | (D)    |
| ..... 1982..   | 19 473   | 60 728  | 8 359  | (D)    | 58 051  | 8 961   | (D)    | (D)    |
| Corporation:   |          |         |        |        |         |         |        |        |
| Family held..... farms, 1987..   |          |         |        |        |         |         |        |        |
| ..... 1982..   | -        | 12      | 7      | 9      | 21      | 4       | 2      | -      |
| ..... acres, 1987..  | -        | 17      | 8      | 9      | 39      | 4       | 1      | -      |
| ..... 1982..   | -        | (D)     | (D)    | (D)    | (D)     | (D)     | (D)    | -      |
| Other than family held..... farms, 1987..                                    | -        | -       | 2      | 3      | 1       | 1       | -      | 1      |
| ..... 1982..   | -        | 1       | 7      | 4      | 4       | 3       | -      | 1      |
| ..... acres, 1987..  | -        | -       | (D)    | 90     | (D)     | (D)     | -      | (D)    |
| ..... 1982..   | -        | (D)     | (D)    | (D)    | 4 844   | (D)     | -      | (D)    |
| Other—cooperative, estate or trust, institutional, etc..... farms, 1987..    |          |         |        |        |         |         |        |        |
| ..... 1982..   | -        | -       | 2      | -      | 1       | 2       | -      | -      |
| ..... acres, 1987..  | -        | -       | 1      | 2      | -       | -       | -      | -      |
| ..... 1982..   | -        | -       | (D)    | -      | (D)     | (D)     | -      | -      |
| <b>1987 FARM PRODUCTION EXPENSES<sup>1</sup></b>                             |          |         |        |        |         |         |        |        |
| Total farm production expenses..... farms..                                  | 112      | 184     | 219    | 298    | 103     | 195     | 297    | 18     |
| ..... \$1,000..  | 5 728    | 26 023  | 23 807 | 77 801 | 33 170  | 43 475  | 40 993 | 1 843  |
| Livestock and poultry purchased..... farms..                                 | 49       | 11      | 105    | 222    | 4       | 151     | 225    | 15     |
| ..... \$1,000..  | 1 016    | 65      | 4 279  | 21 549 | (D)     | 7 138   | 6 683  | 312    |
| Feed for livestock and poultry..... farms..                                  | 62       | 13      | 166    | 266    | 8       | 178     | 295    | 15     |
| ..... \$1,000..  | 984      | (D)     | 11 098 | 40 477 | 1 291   | 22 965  | 27 741 | 849    |
| Commercially mixed formula feeds..... farms..                                | 26       | 11      | 92     | 195    | 6       | 134     | 251    | 6      |
| ..... \$1,000..  | 694      | 2       | 9 783  | 39 893 | 1 238   | 22 512  | 27 618 | 820    |
| Seeds, bulbs, plants, and trees..... farms..                                 | 75       | 182     | 97     | 71     | 98      | 99      | 55     | 11     |
| ..... \$1,000..  | 169      | 1 235   | 232    | 112    | 1 475   | 105     | 48     | 23     |
| Commercial fertilizer..... farms..   | 96       | 181     | 141    | 149    | 87      | 115     | 115    | 12     |
| ..... \$1,000..  | 607      | 2 180   | 768    | 469    | 1 939   | 351     | 237    | 77     |
| Agricultural chemicals..... farms..  | 75       | 182     | 125    | 117    | 99      | 82      | 121    | 3      |
| ..... \$1,000..  | 474      | 3 763   | 709    | 289    | 5 420   | 134     | 76     | (D)    |
| Petroleum products..... farms..  | 109      | 182     | 218    | 298    | 103     | 193     | 295    | 17     |
| ..... \$1,000..  | 406      | 2 062   | 739    | 1 475  | 2 219   | 978     | 709    | 79     |
| Electricity..... farms..   | 81       | 124     | 151    | 240    | 82      | 151     | 280    | 9      |
| ..... \$1,000..  | 72       | 267     | 263    | 884    | 305     | 750     | 339    | 101    |
| Hired farm labor..... farms..  | 56       | 171     | 146    | 197    | 86      | 129     | 175    | 6      |
| ..... \$1,000..  | 300      | 3 487   | 1 691  | 3 397  | 4 707   | 2 657   | 1 371  | 106    |
| Contract labor..... farms..  | 12       | 39      | 42     | 69     | 15      | 58      | 54     | 12     |
| ..... \$1,000..  | 30       | (D)     | 98     | 545    | (D)     | 609     | 438    | 28     |
| Repair and maintenance..... farms..  | 96       | 181     | 181    | 267    | 95      | 186     | 269    | 17     |
| ..... \$1,000..  | 356      | 2 327   | 757    | 3 480  | 3 017   | 1 161   | 784    | 58     |
| Customwork, machine hire, and rental of machinery and equipment..... farms.. | 29       | 130     | 59     | 44     | 57      | 54      | 86     | 2      |
| ..... \$1,000..  | 39       | 1 280   | 199    | 87     | 1 908   | 92      | 147    | (D)    |
| Interest..... farms..  | 67       | 123     | 121    | 195    | 74      | 122     | 190    | 7      |
| ..... \$1,000..  | 505      | 1 378   | 950    | 1 863  | 1 539   | 1 710   | 1 038  | 76     |
| Cash rent..... farms..   | 44       | 164     | 82     | 59     | 85      | 66      | 72     | 2      |
| ..... \$1,000..  | 286      | 4 919   | 442    | 657    | 5 195   | 239     | 93     | (D)    |
| Property taxes..... farms..  | 99       | 92      | 191    | 297    | 69      | 190     | 287    | 18     |
| ..... \$1,000..  | 92       | 366     | 210    | 362    | 382     | 211     | 162    | 14     |
| All other farm production expenses..... farms..                              | 112      | 184     | 219    | 298    | 103     | 195     | 297    | 18     |
| ..... \$1,000..  | 392      | 2 211   | 1 371  | 2 156  | 3 367   | 4 376   | 1 127  | 102    |

See footnotes at end of table.

**Table 16. Farms With Sales of \$10,000 or More: 1987 and 1982—Con.**

[Data for 1987 include abnormal farms. For meaning of abbreviations and symbols, see introductory text.]

| Item  | Sunflower | Tallahatchie | Tate   | Tippah | Tishomingo | Tunica  | Union  | Walthall |
|---|-----------|--------------|--------|--------|------------|---------|--------|----------|
| <b>OPERATOR CHARACTERISTICS—</b>  |           |              |        |        |            |         |        |          |
| Con.  |           |              |        |        |            |         |        |          |
| Operators by days of work off farm—Con.                                     |           |              |        |        |            |         |        |          |
| Any—Con.  |           |              |        |        |            |         |        |          |
| 150 to 199 days ----- 1987  | 10        | 5            | 4      | 2      | -          | 3       | 12     | 4        |
| ----- 1982  | 5         | 5            | 6      | 11     | 2          | 1       | 15     | 8        |
| 200 days or more ----- 1987   | 63        | 52           | 56     | 24     | 10         | 9       | 43     | 32       |
| ----- 1982  | 37        | 29           | 56     | 41     | 19         | 20      | 59     | 25       |
| Not reported ----- 1987   | 26        | 14           | 10     | 11     | 2          | 9       | 6      | 9        |
| ----- 1982  | 52        | 32           | 29     | 18     | 11         | 10      | 24     | 30       |
| 1987 operators by years on present farm:                                    |           |              |        |        |            |         |        |          |
| 2 years or less -----   | 71        | 26           | 12     | 4      | -          | 23      | 7      | 9        |
| 3 or 4 years -----  | 29        | 24           | 10     | 6      | -          | 8       | 9      | 9        |
| 5 to 9 years -----  | 50        | 26           | 30     | 7      | 4          | 9       | 7      | 19       |
| 10 years or more -----  | 163       | 125          | 100    | 71     | 33         | 66      | 94     | 105      |
| Average years on present farm -----   | 14.3      | 16.6         | 18.8   | 21.8   | 25.1       | 16.7    | 19.4   | 21.3     |
| Not reported -----  | 56        | 42           | 40     | 25     | 7          | 23      | 28     | 33       |
| 1987 operators by age group:  |           |              |        |        |            |         |        |          |
| Under 25 years -----  | 13        | 1            | -      | 2      | -          | -       | 2      | -        |
| 25 to 34 years -----  | 59        | 39           | 28     | 14     | -          | 15      | 18     | 16       |
| 35 to 44 years -----  | 92        | 51           | 27     | 21     | 9          | 33      | 39     | 42       |
| 45 to 54 years -----  | 73        | 65           | 57     | 26     | 10         | 24      | 30     | 47       |
| 55 to 64 years -----  | 84        | 52           | 48     | 22     | 17         | 41      | 39     | 34       |
| 65 years and over -----   | 48        | 35           | 34     | 28     | 8          | 16      | 17     | 36       |
| Average age -----   | 47.5      | 49.3         | 51.8   | 51.8   | 54.5       | 49.7    | 49.7   | 51.9     |
| <b>TYPE OF ORGANIZATION</b>   |           |              |        |        |            |         |        |          |
| Individual or family (sole proprietorship) ----- farms, 1987                | 221       | 150          | 164    | 100    | 43         | 53      | 131    | 158      |
| ----- 1982  | 252       | 197          | 181    | 144    | 61         | 80      | 200    | 174      |
| ----- acres, 1987   | 135 870   | 103 088      | 72 345 | 39 991 | (D)        | 64 042  | 51 987 | 57 995   |
| ----- 1982  | 217 989   | 160 952      | 90 709 | 54 112 | 15 607     | 89 461  | 60 447 | 72 065   |
| Partnership ----- farms, 1987   | 88        | 56           | 19     | 12     | 1          | 38      | 12     | 13       |
| ----- 1982  | 63        | 38           | 39     | 22     | 11         | 21      | 21     | 23       |
| ----- acres, 1987   | (D)       | 118 992      | 34 225 | (D)    | (D)        | 125 983 | (D)    | (D)      |
| ----- 1982  | (D)       | 59 391       | (D)    | (D)    | 4 255      | (D)     | 12 360 | (D)      |
| Corporation:  |           |              |        |        |            |         |        |          |
| Family held ----- farms, 1987   | 48        | 29           | 6      | 1      | -          | 34      | 1      | 3        |
| ----- 1982  | 32        | 22           | 2      | -      | -          | 49      | 4      | 5        |
| ----- acres, 1987   | (D)       | 34 110       | 8 390  | (D)    | -          | 46 757  | (D)    | (D)      |
| ----- 1982  | 55 875    | 43 539       | (D)    | -      | -          | 102 690 | (D)    | 2 587    |
| Other than family held ----- farms, 1987                                    | 8         | 8            | 3      | -      | -          | 4       | -      | -        |
| ----- 1982  | 7         | 5            | 1      | 1      | -          | 4       | -      | 2        |
| ----- acres, 1987   | (D)       | 14 956       | 6 513  | (D)    | -          | 4 586   | -      | (D)      |
| ----- 1982  | (D)       | (D)          | (D)    | (D)    | -          | 3 865   | -      | (D)      |
| Other—cooperative, estate or trust, institutional, etc. ----- farms, 1987   | 4         | -            | -      | -      | -          | -       | 1      | 1        |
| ----- 1982  | 4         | 2            | -      | -      | -          | 1       | -      | -        |
| ----- acres, 1987   | (D)       | -            | -      | -      | -          | -       | (D)    | (D)      |
| ----- 1982  | (D)       | (D)          | -      | -      | -          | (D)     | (D)    | -        |
| <b>1987 FARM PRODUCTION EXPENSES<sup>1</sup></b>                            |           |              |        |        |            |         |        |          |
| Total farm production expenses ----- farms                                  | 366       | 241          | 197    | 113    | 37         | 131     | 144    | 136      |
| ----- \$1,000   | 68 176    | 43 411       | 13 535 | 4 216  | 1 064      | 36 682  | 6 805  | 9 709    |
| Livestock and poultry purchased ----- farms                                 | 50        | 28           | 103    | 28     | 9          | 4       | 36     | 59       |
| ----- \$1,000   | 4 580     | 448          | 1 310  | 136    | 148        | 292     | 435    | 471      |
| Feed for livestock and poultry ----- farms                                  | 76        | 48           | 120    | 81     | 22         | 9       | 55     | 119      |
| ----- \$1,000   | (D)       | 899          | 2 221  | 706    | 115        | 1 576   | 1 130  | 2 938    |
| Commercially mixed formula feeds ----- farms                                | 44        | 35           | 48     | 42     | 14         | 7       | 26     | 102      |
| ----- \$1,000   | (D)       | 628          | 1 331  | 521    | 67         | 1 489   | 907    | 1 866    |
| Seeds, bulbs, plants, and trees ----- farms                                 | 325       | 225          | 159    | 84     | 36         | 123     | 136    | 89       |
| ----- \$1,000   | 1 802     | 1 665        | 509    | 243    | 68         | 1 467   | 292    | 180      |
| Commercial fertilizer ----- farms   | 298       | 228          | 167    | 104    | 36         | 111     | 134    | 119      |
| ----- \$1,000   | 3 440     | 3 199        | 1 226  | 490    | 168        | 1 889   | 861    | 937      |
| Agricultural chemicals ----- farms  | 331       | 231          | 138    | 84     | 26         | 125     | 144    | 77       |
| ----- \$1,000   | 9 006     | 8 843        | 1 257  | 356    | 91         | 4 751   | 813    | 185      |
| Petroleum products ----- farms  | 366       | 241          | 188    | 104    | 37         | 127     | 144    | 136      |
| ----- \$1,000   | 4 385     | 3 159        | 795    | 269    | 83         | 2 433   | 502    | 541      |
| Electricity ----- farms   | 270       | 188          | 123    | 66     | 37         | 118     | 108    | 135      |
| ----- \$1,000   | 827       | 435          | 159    | 67     | 15         | 639     | 54     | 269      |
| Hired farm labor ----- farms  | 260       | 222          | 99     | 60     | 15         | 113     | 70     | 73       |
| ----- \$1,000   | 8 541     | 6 191        | 1 410  | 410    | 32         | 5 233   | 532    | 1 212    |
| Contract labor ----- farms  | 90        | 39           | 23     | 4      | 1          | 21      | 13     | 25       |
| ----- \$1,000   | (D)       | 333          | 176    | 17     | (D)        | 183     | 26     | 73       |
| Repair and maintenance ----- farms  | 291       | 222          | 167    | 91     | 36         | 125     | 136    | 120      |
| ----- \$1,000   | 4 626     | 4 073        | 890    | 206    | 91         | 2 731   | 467    | 712      |
| Customwork, machine hire, and rental of machinery and equipment ----- farms | 239       | 136          | 68     | 38     | 12         | 85      | 63     | 66       |
| ----- \$1,000   | 4 826     | 2 155        | 395    | 54     | (D)        | 2 032   | 228    | 171      |
| Interest ----- farms  | 256       | 173          | 77     | 45     | 9          | 117     | 94     | 81       |
| ----- \$1,000   | 4 032     | 2 906        | 1 094  | 420    | 58         | 1 923   | 536    | 658      |
| Cash rent ----- farms   | 232       | 175          | 114    | 45     | 34         | 112     | 84     | 73       |
| ----- \$1,000   | 6 577     | 4 918        | 860    | 414    | 69         | 6 590   | 467    | 187      |
| Property taxes ----- farms  | 245       | 171          | 182    | 112    | 37         | 92      | 136    | 136      |
| ----- \$1,000   | 808       | 509          | 245    | 136    | 17         | 343     | 90     | 98       |
| All other farm production expenses ----- farms                              | 366       | 241          | 197    | 113    | 37         | 131     | 144    | 136      |
| ----- \$1,000   | 5 461     | 3 679        | 987    | 291    | 89         | 4 580   | 373    | 1 077    |

See footnotes at end of table.

**Table 16. Farms With Sales of \$10,000 or More: 1987 and 1982—Con.**

[Data for 1987 include abnormal farms. For meaning of abbreviations and symbols, see introductory text]

| Item  | Warren | Washington | Wayne  | Webster | Wilkinson | Winston | Yaobusha | Yazoo   |
|---|--------|------------|--------|---------|-----------|---------|----------|---------|
| <b>OPERATOR CHARACTERISTICS—</b>  |        |            |        |         |           |         |          |         |
| Con.  |        |            |        |         |           |         |          |         |
| Operators by days of work off farm—Con.                                       |        |            |        |         |           |         |          |         |
| Any—Con.  |        |            |        |         |           |         |          |         |
| 150 to 199 days ----- 1987..  | 4      | 8          | 10     | 3       | 6         | 2       | 5        | 9       |
| ----- 1982..  | 3      | 6          | 10     | 3       | 7         | 6       | 3        | 6       |
| 200 days or more ----- 1987..   | 15     | 35         | 44     | 19      | 20        | 40      | 15       | 60      |
| ----- 1982..  | 18     | 29         | 29     | 34      | 22        | 45      | 24       | 47      |
| Not reported ----- 1987..   | 16     | 12         | 12     | 10      | 1         | 9       | 5        | 27      |
| ----- 1982..  | 6      | 34         | 18     | 9       | 4         | 11      | 9        | 38      |
| 1987 operators by years on present farm:                                      |        |            |        |         |           |         |          |         |
| 2 years or less -----   | 13     | 55         | 9      | 4       | 1         | 5       | 3        | 40      |
| 3 or 4 years -----  | 8      | 23         | 12     | 2       | 1         | 2       | 6        | 28      |
| 5 to 9 years -----  | 7      | 27         | 22     | 5       | 6         | 18      | 10       | 42      |
| 10 years or more -----  | 45     | 153        | 66     | 67      | 35        | 61      | 42       | 141     |
| Average years on present farm -----   | 15.4   | 16.1       | 17.3   | 22.6    | 22.4      | 21.1    | 20.1     | 16.5    |
| Not reported -----  | 23     | 49         | 39     | 19      | 10        | 20      | 14       | 66      |
| 1987 operators by age group:  |        |            |        |         |           |         |          |         |
| Under 25 years -----  | 1      | 9          | -      | 1       | -         | -       | 2        | 10      |
| 25 to 34 years -----  | 8      | 47         | 17     | 6       | 6         | 16      | 12       | 59      |
| 35 to 44 years -----  | 25     | 76         | 35     | 24      | 14        | 22      | 14       | 71      |
| 45 to 54 years -----  | 11     | 51         | 29     | 24      | 8         | 28      | 11       | 61      |
| 55 to 64 years -----  | 29     | 74         | 41     | 26      | 14        | 22      | 19       | 60      |
| 65 years and over -----   | 22     | 50         | 26     | 16      | 11        | 18      | 17       | 56      |
| Average age -----   | 52.3   | 48.9       | 51.5   | 51.8    | 52.6      | 49.6    | 51.5     | 48.9    |
| <b>TYPE OF ORGANIZATION</b>   |        |            |        |         |           |         |          |         |
| Individual or family (sole proprietorship) ----- farms, 1987..                | 70     | 138        | 137    | 68      | 41        | 96      | 68       | 217     |
| ----- 1982..  | 62     | 186        | 105    | 96      | 59        | 108     | 76       | 194     |
| ----- acres, 1987..   | 50 911 | 87 552     | 31 985 | 24 089  | 44 425    | 38 699  | 45 790   | 143 654 |
| ----- 1982..  | 73 172 | 142 233    | 22 402 | 41 018  | 69 455    | 43 132  | 56 015   | 167 592 |
| Partnership ----- farms, 1987..   | 20     | 120        | 10     | 22      | 5         | 7       | 8        | 82      |
| ----- 1982..  | 11     | 80         | 8      | 20      | 6         | 16      | 19       | 58      |
| ----- acres, 1987..   | (D)    | 201 726    | (D)    | (D)     | 2 892     | 2 387   | 6 725    | 156 427 |
| ----- 1982..  | 17 745 | (D)        | 4 162  | 13 362  | (D)       | 6 759   | 9 725    | 115 145 |
| Corporation:  |        |            |        |         |           |         |          |         |
| Family held ----- farms, 1987..   | 5      | 35         | 1      | 4       | 7         | 1       | -        | 15      |
| ----- 1982..  | 4      | 64         | 3      | -       | 11        | 3       | -        | 14      |
| ----- acres, 1987..   | 6 216  | (D)        | (D)    | (D)     | 15 620    | (D)     | -        | (D)     |
| ----- 1982..  | (D)    | (D)        | (D)    | -       | (D)       | (D)     | -        | 29 921  |
| Other than family held ----- farms, 1987..                                    | -      | 10         | -      | 1       | -         | -       | -        | 2       |
| ----- 1982..  | -      | 6          | 1      | -       | 1         | -       | -        | 3       |
| ----- acres, 1987..   | -      | (D)        | -      | (D)     | -         | -       | -        | (D)     |
| ----- 1982..  | -      | (D)        | (D)    | -       | (D)       | -       | -        | 2 985   |
| Other—cooperative, estate or trust, institutional, etc. ----- farms, 1987..   | 1      | 4          | -      | 2       | -         | 2       | -        | 1       |
| ----- 1982..  | 1      | 4          | -      | -       | -         | 1       | -        | -       |
| ----- acres, 1987..   | (D)    | (D)        | -      | (D)     | -         | (D)     | -        | (D)     |
| ----- 1982..  | (D)    | (D)        | -      | -       | -         | (D)     | -        | -       |
| <b>1987 FARM PRODUCTION EXPENSES<sup>1</sup></b>                              |        |            |        |         |           |         |          |         |
| Total farm production expenses ----- farms..                                  | 95     | 307        | 153    | 97      | 40        | 106     | 46       | 319     |
| ----- \$1,000..   | 9 304  | 70 078     | 13 474 | 5 725   | 2 971     | 4 005   | 4 447    | 48 930  |
| Livestock and poultry purchased ----- farms..                                 | 38     | 17         | 84     | 28      | 14        | 55      | 8        | 80      |
| ----- \$1,000..   | 250    | 1 599      | 2 098  | 203     | 254       | 512     | 38       | 975     |
| Feed for livestock and poultry ----- farms..                                  | 47     | 34         | 123    | 39      | 26        | 104     | 15       | 127     |
| ----- \$1,000..   | 254    | 9 956      | 8 150  | 346     | 618       | 1 377   | 191      | 3 467   |
| Commercially mixed formula feeds ----- farms..                                | 21     | 19         | 64     | 20      | 14        | 57      | 1        | 59      |
| ----- \$1,000..   | 35     | 4 893      | 7 720  | 151     | 381       | 1 058   | (D)      | 860     |
| Seeds, bulbs, plants, and trees ----- farms..                                 | 60     | 287        | 60     | 83      | 26        | 64      | 46       | 248     |
| ----- \$1,000..   | 372    | 2 277      | 91     | 220     | 64        | 79      | 237      | 1 654   |
| Commercial fertilizer ----- farms..   | 55     | 280        | 117    | 84      | 36        | 92      | 45       | 261     |
| ----- \$1,000..   | 607    | 3 645      | 393    | 913     | 208       | 341     | 581      | 3 853   |
| Agricultural chemicals ----- farms..  | 70     | 273        | 57     | 77      | 24        | 55      | 45       | 271     |
| ----- \$1,000..   | 1 882  | 9 717      | 96     | 887     | 91        | 135     | 722      | 8 415   |
| Petroleum products ----- farms..  | 95     | 307        | 153    | 97      | 40        | 106     | 46       | 319     |
| ----- \$1,000..   | 673    | 4 804      | 366    | 417     | 196       | 212     | 354      | 3 215   |
| Electricity ----- farms..   | 66     | 242        | 106    | 80      | 32        | 42      | 23       | 227     |
| ----- \$1,000..   | 42     | 1 425      | 118    | 37      | (D)       | 43      | (D)      | 561     |
| Hired farm labor ----- farms..  | 70     | 237        | 83     | 69      | 28        | 61      | 30       | 252     |
| ----- \$1,000..   | 1 306  | 8 464      | 612    | 532     | 387       | 170     | 510      | 6 820   |
| Contract labor ----- farms..  | 12     | 102        | 26     | 4       | 1         | 4       | 5        | 60      |
| ----- \$1,000..   | 244    | (D)        | 116    | 14      | (D)       | 12      | (D)      | 397     |
| Repair and maintenance ----- farms..  | 85     | 284        | 125    | 95      | 39        | 104     | 38       | 305     |
| ----- \$1,000..   | 918    | 4 784      | 405    | 385     | 229       | 287     | 364      | 4 093   |
| Customwork, machine hire, and rental of machinery and equipment ----- farms.. | 46     | 167        | 19     | 19      | 17        | 31      | 14       | 193     |
| ----- \$1,000..   | 509    | 2 667      | 15     | 130     | 58        | 41      | 177      | 2 431   |
| Interest ----- farms..  | 67     | 245        | 59     | 89      | 20        | 49      | 35       | 246     |
| ----- \$1,000..   | 564    | 3 882      | 198    | 619     | 308       | 354     | 246      | 2 681   |
| Cash rent ----- farms..   | 53     | 227        | 82     | 34      | 16        | 57      | 37       | 215     |
| ----- \$1,000..   | 845    | 7 839      | 34     | 381     | 110       | 128     | 457      | 5 560   |
| Property taxes ----- farms..  | 76     | 229        | 153    | 85      | 39        | 106     | 46       | 280     |
| ----- \$1,000..   | 139    | (D)        | 101    | 117     | 56        | 70      | 56       | 635     |
| All other farm production expenses ----- farms..                              | 95     | 307        | 153    | 97      | 40        | 106     | 46       | 319     |
| ----- \$1,000..   | 701    | 7 513      | 680    | 524     | 356       | 245     | 451      | 4 173   |

See footnotes at end of table.

Table 16. Farms With Sales of \$10,000 or More: 1987 and 1982—Con.

[Data for 1987 include abnormal farms. For meaning of abbreviations and symbols, see introductory text]

| Item  | Mississippi | Adams   | Alcorn | Amite  | Attala | Benton | Boilivar |
|---|-------------|---------|--------|--------|--------|--------|----------|
| <b>MACHINERY AND EQUIPMENT<sup>1</sup></b>                                |             |         |        |        |        |        |          |
| Estimated market value of all machinery and equipment ----- farms, 1987-- | 11 702      | 42      | 102    | 147    | 110    | 71     | 349      |
| 1982--  | 13 609      | 56      | 158    | 159    | 122    | 117    | 407      |
| \$1,000, 1987--   | 877 625     | 3 212   | 5 242  | 6 992  | 5 346  | 5 586  | 48 626   |
| 1982--  | 1 148 368   | 6 300   | 8 123  | 7 669  | 7 575  | 6 973  | 69 848   |
| Average per farm -----dollars, 1987--                                     | 74 998      | 76 487  | 51 395 | 47 567 | 48 596 | 78 680 | 139 329  |
| 1982--  | 84 383      | 112 504 | 51 412 | 48 230 | 62 091 | 59 598 | 171 616  |
| Motortrucks, including pickups ----- farms, 1987--                        | 10 903      | 42      | 101    | 135    | 96     | 56     | 320      |
| 1982--  | 12 642      | 47      | 145    | 154    | 107    | 89     | 394      |
| number, 1987--  | 26 252      | 98      | 223    | 283    | 204    | 153    | 1 054    |
| 1982--  | 30 179      | 131     | 314    | 282    | 225    | 211    | 1 395    |
| Wheel tractors ----- farms, 1987--  | 10 886      | 42      | 102    | 145    | 97     | 70     | 311      |
| 1982--  | 12 695      | 47      | 149    | 125    | 121    | 108    | 393      |
| number, 1987--  | 33 633      | 123     | 258    | 341    | 279    | 260    | 1 358    |
| 1982--  | 38 385      | 174     | 388    | 359    | 309    | 364    | 1 987    |
| Grain and bean combines <sup>2</sup> ----- farms, 1987--                  | 3 964       | 28      | 61     | 5      | 21     | 23     | 253      |
| 1982--  | 5 588       | 39      | 86     | 25     | 54     | 83     | 310      |
| number, 1987--  | 5 830       | 52      | 87     | 7      | 31     | (D)    | 444      |
| 1982--  | 8 269       | 73      | 108    | 33     | 73     | 125    | 577      |
| <b>LIVESTOCK AND POULTRY</b>  |             |         |        |        |        |        |          |
| Cattle and calves inventory ----- farms, 1987--                           | 6 366       | 22      | 59     | 134    | 67     | 56     | 9        |
| 1982--  | 7 222       | 21      | 89     | 146    | 86     | 62     | 24       |
| number, 1987--  | 745 787     | 2 045   | 3 639  | 22 443 | 6 094  | 4 248  | 715      |
| 1982--  | 895 911     | 2 480   | 4 640  | 26 044 | 8 094  | 4 591  | 2 498    |
| Cows and heifers that had calved ----- farms, 1987--                      | 5 941       | 20      | 58     | 122    | 64     | 53     | 6        |
| 1982--  | 6 689       | 21      | 83     | 137    | 79     | 61     | 22       |
| number, 1987--  | 412 132     | 1 423   | 2 232  | 11 442 | 4 055  | 2 517  | 479      |
| 1982--  | 473 800     | 1 487   | 2 436  | 13 178 | 4 044  | 2 865  | 1 594    |
| Beef cows ----- farms, 1987--   | 5 246       | 20      | 41     | 79     | 57     | 53     | 6        |
| 1982--  | 5 680       | 20      | 65     | 81     | 69     | 61     | 22       |
| number, 1987--  | 342 765     | 1 423   | 1 586  | 6 505  | 3 632  | 2 517  | 479      |
| 1982--  | 382 932     | (D)     | 1 888  | 7 138  | 3 420  | 2 865  | (D)      |
| Milk cows ----- farms, 1987--   | 923         | -       | 20     | 46     | 7      | -      | -        |
| 1982--  | 1 389       | 1       | 26     | 66     | 11     | -      | 1        |
| number, 1987--  | 69 367      | -       | 646    | 4 937  | 423    | -      | -        |
| 1982--  | 90 868      | (D)     | 548    | 6 040  | 624    | -      | (D)      |
| Heifers and heifer calves ----- farms, 1987--                             | 5 220       | 18      | 51     | 120    | 48     | 42     | 5        |
| number, 1987--  | 176 036     | 369     | 819    | 5 192  | 1 175  | 791    | 138      |
| Steers, steer calves, bulls, and bull calves ----- farms, 1987--          | 5 467       | 17      | 50     | 107    | 57     | 45     | 9        |
| number, 1987--  | 157 619     | 253     | 588    | 5 809  | 864    | 940    | 98       |
| Cattle and calves sold ----- farms, 1987--                                | 6 612       | 25      | 60     | 141    | 69     | 56     | 7        |
| 1982--  | 7 302       | 23      | 77     | 154    | 89     | 61     | 23       |
| number, 1987--  | 459 347     | 2 100   | 1 945  | 13 782 | 2 800  | 2 146  | 387      |
| 1982--  | 469 946     | 1 882   | 2 354  | 13 667 | 4 883  | 2 080  | 1 884    |
| Calves ----- farms, 1987--  | 5 421       | 22      | 46     | 120    | 48     | 44     | 6        |
| number, 1987--  | 217 155     | 934     | 1 112  | 5 733  | 1 625  | 1 320  | (D)      |
| Cattle ----- farms, 1987--  | 4 917       | 21      | 47     | 127    | 54     | 35     | 6        |
| 1982--  | 5 281       | 16      | 59     | 128    | 66     | 40     | 19       |
| number, 1987--  | 242 192     | 1 166   | 833    | 8 049  | 1 175  | 826    | (D)      |
| 1982--  | 255 025     | 589     | 915    | 7 829  | 2 584  | 865    | 1 466    |
| Fattened on grain and concentrates ----- farms, 1987--                    | 374         | 2       | 3      | 9      | 4      | 6      | -        |
| number, 1987--  | 23 967      | (D)     | 69     | 325    | 29     | 107    | -        |
| Hogs and pigs inventory ----- farms, 1987--                               | 734         | 2       | 13     | 7      | 10     | 7      | 5        |
| 1982--  | 1 013       | 3       | 21     | 12     | 4      | 12     | 5        |
| number, 1987--  | 161 088     | (D)     | 1 051  | 55     | 2 798  | 597    | (D)      |
| 1982--  | 189 038     | (D)     | 2 083  | 146    | 1 184  | 682    | 89       |
| Used or to be used for breeding ----- farms, 1987--                       | 500         | 2       | 10     | 1      | 9      | 4      | 4        |
| 1982--  | 626         | 1       | 14     | 5      | 3      | 7      | 3        |
| number, 1987--  | 19 732      | (D)     | 265    | (D)    | 304    | (D)    | (D)      |
| 1982--  | 21 299      | (D)     | 222    | 25     | (D)    | 52     | (D)      |
| Other ----- farms, 1987--   | 678         | 2       | 13     | 7      | 10     | 7      | 5        |
| 1982--  | 952         | 3       | 20     | 12     | 4      | 11     | 4        |
| number, 1987--  | 141 356     | (D)     | 786    | (D)    | 2 494  | (D)    | (D)      |
| 1982--  | 167 739     | (D)     | 1 861  | 121    | (D)    | 630    | (D)      |
| Hogs and pigs sold ----- farms, 1987--                                    | 673         | 4       | 14     | 5      | 9      | 7      | 5        |
| 1982--  | 871         | 1       | 22     | 6      | 3      | 12     | 8        |
| number, 1987--  | 263 735     | 568     | 3 665  | 45     | 3 412  | 722    | (D)      |
| 1982--  | 321 992     | (D)     | 3 218  | 239    | 1 409  | 1 187  | (D)      |
| Feeder pigs ----- farms, 1987--   | 158         | 2       | 5      | 6      | 3      | 6      | -        |
| 1982--  | 218         | 1       | 5      | 1      | -      | 4      | 1        |
| number, 1987--  | 39 150      | (D)     | 2 090  | -      | (D)    | (D)    | -        |
| 1982--  | 45 953      | (D)     | 704    | (D)    | -      | 98     | (D)      |
| Sheep and lambs inventory ----- farms, 1987--                             | 64          | 1       | -      | -      | 1      | -      | 1        |
| 1982--  | 43          | -       | -      | -      | 2      | -      | 2        |
| number, 1987--  | 2 613       | (D)     | -      | -      | (D)    | -      | (D)      |
| 1982--  | 2 215       | -       | -      | -      | (D)    | -      | (D)      |
| Sheep and lambs sold ----- farms, 1987--                                  | 42          | 1       | -      | -      | -      | -      | 1        |
| 1982--  | 32          | -       | -      | -      | 2      | -      | 2        |
| number, 1987--  | 1 091       | (D)     | -      | -      | -      | -      | (D)      |
| 1982--  | 970         | -       | -      | -      | (D)    | -      | (D)      |
| Hens and pullets of laying age inventory ----- farms, 1987--              | 480         | -       | 2      | 2      | -      | 5      | 4        |
| 1982--  | 741         | 7       | 14     | 5      | 3      | 3      | 9        |
| number, 1987--  | 5 847 339   | -       | (D)    | (D)    | -      | 91     | 65       |
| 1982--  | 5 921 128   | (D)     | 454    | 100    | 113    | (D)    | (D)      |
| Broilers and other meat-type chickens sold ----- farms, 1987--            | 1 113       | -       | -      | -      | -      | -      | 1        |
| 1982--  | 1 187       | -       | -      | -      | 1      | -      | 1        |
| number, 1987--  | 276 651 241 | -       | -      | -      | -      | -      | (D)      |
| 1982--  | 247 203 321 | -       | -      | (D)    | (D)    | -      | (D)      |

See footnotes at end of table.

**Table 16. Farms With Sales of \$10,000 or More: 1987 and 1982—Con.**

[Data for 1987 include abnormal farms. For meaning of abbreviations and symbols, see introductory text.]

| Item  | Calhoun | Carroll | Chickasaw | Choctaw | Claiborne | Clarke | Clay   |
|---|---------|---------|-----------|---------|-----------|--------|--------|
| <b>MACHINERY AND EQUIPMENT<sup>1</sup></b>                                |         |         |           |         |           |        |        |
| Estimated market value of all machinery and equipment ----- farms, 1987.. | 163     | 137     | 184       | 47      | 48        | 68     | 150    |
| ----- farms, 1982..   | 221     | 133     | 240       | 53      | 79        | 55     | 155    |
| \$1,000, 1987..   | 11 926  | 9 825   | 8 364     | 2 223   | 3 509     | 1 529  | 8 736  |
| ----- farms, 1982..   | 16 018  | 12 005  | 17 407    | 2 060   | 5 761     | 2 393  | 11 958 |
| Average per farm ----- dollars, 1987..                                    | 73 166  | 71 716  | 45 455    | 47 302  | 73 099    | 22 490 | 58 238 |
| ----- farms, 1982..   | 72 478  | 90 264  | 72 528    | 38 870  | 72 930    | 43 503 | 77 152 |
| Motortrucks, including pickups ----- farms, 1987..                        | 156     | 115     | 151       | 43      | 46        | 62     | 138    |
| ----- farms, 1982..   | 214     | 125     | 217       | 53      | 57        | 55     | 146    |
| number, 1987..  | 430     | 337     | 324       | 84      | 135       | 106    | 334    |
| ----- farms, 1982..   | 450     | 267     | 518       | 102     | 144       | 151    | 314    |
| Wheel tractors ----- farms, 1987..  | 162     | 128     | 181       | 47      | 39        | 61     | 121    |
| ----- farms, 1982..   | 212     | 133     | 236       | 53      | 76        | 55     | 153    |
| number, 1987..  | 564     | 417     | 465       | 113     | 119       | 166    | 321    |
| ----- farms, 1982..   | 618     | 437     | 575       | 109     | 202       | 132    | 405    |
| Grain and bean combines <sup>2</sup> ----- farms, 1987..                  | 71      | 39      | 83        | 13      | 22        | 11     | 79     |
| ----- farms, 1982..   | 121     | 78      | 90        | 6       | 21        | 29     | 90     |
| number, 1987..  | 93      | 45      | 93        | 21      | (D)       | 11     | 131    |
| ----- farms, 1982..   | 149     | 103     | 113       | 7       | 36        | 47     | 126    |
| <b>LIVESTOCK AND POULTRY</b>  |         |         |           |         |           |        |        |
| Cattle and calves inventory ----- farms, 1987..                           | 83      | 90      | 124       | 31      | 54        | 55     | 95     |
| ----- farms, 1982..   | 120     | 82      | 123       | 31      | 49        | 41     | 95     |
| number, 1987..  | 7 679   | 26 291  | 18 589    | 4 347   | 11 495    | 5 516  | 17 179 |
| ----- farms, 1982..   | 9 749   | 27 678  | 21 738    | 4 397   | 13 254    | 5 250  | 16 560 |
| Cows and heifers that had calved ----- farms, 1987..                      | 80      | 86      | 112       | 28      | 52        | 55     | 67     |
| ----- farms, 1982..   | 109     | 78      | 109       | 29      | 45        | 40     | 90     |
| number, 1987..  | 4 481   | 8 890   | 8 110     | 2 678   | 7 277     | 3 737  | 5 856  |
| ----- farms, 1982..   | 4 987   | 14 959  | 8 144     | 2 249   | 6 397     | 3 309  | 7 032  |
| Beef cows ----- farms, 1987..   | 80      | 83      | 103       | 24      | 52        | 53     | 58     |
| ----- farms, 1982..   | 105     | 77      | 94        | 28      | 45        | 38     | 72     |
| number, 1987..  | (D)     | (D)     | 7 436     | (D)     | (D)       | 3 626  | 5 111  |
| ----- farms, 1982..   | 4 731   | (D)     | 6 905     | (D)     | (D)       | 3 043  | 5 027  |
| Milk cows ----- farms, 1987..   | 4       | 5       | 16        | 6       | 1         | 3      | 12     |
| ----- farms, 1982..   | 5       | 5       | 22        | 4       | -         | 3      | 28     |
| number, 1987..  | (D)     | (D)     | 674       | (D)     | (D)       | 111    | 745    |
| ----- farms, 1982..   | 256     | (D)     | 1 239     | (D)     | (D)       | 266    | 2 005  |
| Heifers and heifer calves ----- farms, 1987..                             | 69      | 75      | 95        | 28      | 41        | 49     | 57     |
| ----- farms, 1982..   | 1 914   | 9 906   | 2 650     | 863     | 2 045     | 812    | 2 308  |
| Steers, steer calves, bulls, and bull calves ----- farms, 1987..          | 76      | 79      | 103       | 26      | 51        | 50     | 79     |
| ----- farms, 1982..   | 1 284   | 7 495   | 7 829     | 806     | 2 173     | 987    | 9 015  |
| Cattle and calves sold ----- farms, 1987..                                | 86      | 99      | 127       | 35      | 55        | 59     | 103    |
| ----- farms, 1982..   | 116     | 82      | 129       | 31      | 52        | 41     | 98     |
| number, 1987..  | 4 418   | 11 720  | 18 129    | 2 232   | 7 825     | 3 779  | 17 567 |
| ----- farms, 1982..   | 4 402   | 5 901   | 15 586    | 2 550   | 18 155    | 3 026  | 10 361 |
| Calves ----- farms, 1987..  | 67      | 76      | 92        | 28      | 40        | 52     | 58     |
| ----- farms, 1982..   | 2 847   | 2 705   | 7 835     | 956     | 2 065     | 1 884  | 9 524  |
| Cattle ----- farms, 1987..  | 56      | 71      | 93        | 26      | 39        | 46     | 89     |
| ----- farms, 1982..   | 69      | 58      | 94        | 23      | 43        | 34     | 60     |
| number, 1987..  | 1 571   | 9 015   | 10 294    | 1 276   | 5 760     | 1 895  | 8 043  |
| ----- farms, 1982..   | 2 128   | 3 470   | 8 638     | 1 307   | 16 525    | 1 606  | 7 535  |
| Fattened on grain and concentrates ----- farms, 1987..                    | 12      | 5       | 6         | 1       | 2         | 9      | 3      |
| ----- farms, 1982..   | 547     | 966     | 879       | (D)     | (D)       | 188    | 94     |
| Hogs and pigs inventory ----- farms, 1987..                               | 17      | 12      | 11        | 12      | 7         | 8      | 10     |
| ----- farms, 1982..   | 15      | 14      | 12        | 7       | 11        | 10     | 8      |
| number, 1987..  | 3 707   | 650     | (D)       | 2 543   | 1 750     | 1 244  | 1 779  |
| ----- farms, 1982..   | 1 783   | 881     | (D)       | (D)     | 2 623     | 995    | (D)    |
| Used or to be used for breeding ----- farms, 1987..                       | 11      | 8       | 3         | 8       | 6         | 8      | 6      |
| ----- farms, 1982..   | 10      | 8       | 6         | 3       | 8         | 10     | 5      |
| number, 1987..  | 466     | 66      | (D)       | 369     | 338       | 322    | 59     |
| ----- farms, 1982..   | 179     | 123     | (D)       | (D)     | 365       | 209    | (D)    |
| Other ----- farms, 1987..   | 17      | 10      | 11        | 12      | 6         | 5      | 8      |
| ----- farms, 1982..   | 14      | 12      | 12        | 7       | 10        | 8      | 7      |
| number, 1987..  | 3 241   | 584     | (D)       | 2 174   | 1 412     | 922    | 1 720  |
| ----- farms, 1982..   | 1 604   | 758     | (D)       | (D)     | 2 258     | 786    | (D)    |
| Hogs and pigs sold ----- farms, 1987..                                    | 15      | 10      | 6         | 10      | 7         | 7      | 10     |
| ----- farms, 1982..   | 15      | 12      | 12        | 6       | 13        | 10     | 6      |
| number, 1987..  | 6 190   | 1 192   | (D)       | 4 355   | 2 801     | 3 965  | 3 585  |
| ----- farms, 1982..   | 4 655   | 1 869   | (D)       | (D)     | 4 232     | 1 973  | (D)    |
| Feeder pigs ----- farms, 1987..   | 3       | -       | -         | 3       | 3         | 4      | 2      |
| ----- farms, 1982..   | 3       | 4       | 1         | 2       | 4         | 4      | 1      |
| number, 1987..  | (D)     | -       | -         | (D)     | (D)       | 3 573  | (D)    |
| ----- farms, 1982..   | (D)     | (D)     | (D)       | (D)     | 785       | (D)    | (D)    |
| Sheep and lambs inventory ----- farms, 1987..                             | -       | -       | 1         | 1       | 1         | 3      | -      |
| ----- farms, 1982..   | -       | -       | -         | -       | -         | -      | -      |
| number, 1987..  | -       | -       | (D)       | (D)     | (D)       | (D)    | -      |
| ----- farms, 1982..   | -       | -       | -         | -       | -         | -      | -      |
| Sheep and lambs sold ----- farms, 1987..                                  | -       | -       | 1         | 1       | -         | 3      | -      |
| ----- farms, 1982..   | -       | -       | -         | -       | -         | -      | -      |
| number, 1987..  | -       | -       | (D)       | (D)     | -         | 9      | -      |
| ----- farms, 1982..   | -       | -       | -         | -       | -         | -      | -      |
| Hens and pullets of laying age inventory ----- farms, 1987..              | 4       | 5       | 10        | 1       | 2         | -      | 2      |
| ----- farms, 1982..   | 6       | 13      | 7         | 2       | 7         | -      | 9      |
| number, 1987..  | 72      | (D)     | 191       | (D)     | (D)       | -      | (D)    |
| ----- farms, 1982..   | 135     | (D)     | (D)       | (D)     | 173       | -      | (D)    |
| Broilers and other meat-type chickens sold ----- farms, 1987..            | -       | -       | -         | -       | 1         | -      | 1      |
| ----- farms, 1982..   | -       | -       | 2         | -       | -         | 1      | 2      |
| number, 1987..  | -       | -       | -         | -       | (D)       | -      | (D)    |
| ----- farms, 1982..   | -       | -       | (D)       | -       | -         | (D)    | (D)    |

See footnotes at end of table.

**Table 16. Farms With Sales of \$10,000 or More: 1987 and 1982—Con.**

[Data for 1987 include abnormal farms. For meaning of abbreviations and symbols, see introductory text]

| Item  | Coahoma | Copiah     | Covington | De Soto | Forrest   | Franklin | George |
|---|---------|------------|-----------|---------|-----------|----------|--------|
| <b>MACHINERY AND EQUIPMENT<sup>1</sup></b>                                |         |            |           |         |           |          |        |
| Estimated market value of all machinery and equipment ----- farms, 1987.. | 201     | 155        | 147       | 139     | 91        | 36       | 83     |
| 1982..  | 227     | 165        | 166       | 182     | 83        | 34       | 98     |
| \$1,000, 1987..   | 27 742  | 7 456      | 4 887     | 15 425  | 3 571     | 2 294    | 3 791  |
| 1982..  | 32 129  | 9 786      | 6 173     | 16 211  | 3 495     | 2 609    | 6 224  |
| Average per farm ----- dollars, 1987..                                    | 138 022 | 48 105     | 33 241    | 110 969 | 39 246    | 63 722   | 45 680 |
| 1982..  | 141 539 | 59 306     | 37 184    | 89 072  | 42 103    | 76 735   | 63 508 |
| Motortrucks, including pickups ----- farms, 1987..                        | 197     | 151        | 145       | 137     | 91        | 36       | 81     |
| 1982..  | 223     | 157        | 159       | 157     | 76        | 34       | 93     |
| number, 1987..  | 552     | 278        | 254       | 359     | 179       | 90       | 185    |
| 1982..  | 601     | 332        | 282       | 457     | 148       | 77       | 168    |
| Wheel tractors ----- farms, 1987..  | 186     | 138        | 135       | 137     | 89        | 36       | 77     |
| 1982..  | 222     | 160        | 148       | 161     | 89        | 34       | 98     |
| number, 1987..  | 894     | 329        | 325       | 443     | 176       | 123      | 202    |
| 1982..  | 1 146   | 363        | 294       | 646     | 145       | 94       | 193    |
| Grain and bean combines <sup>2</sup> ----- farms, 1987..                  | 118     | 6          | 29        | 60      | 43        | 11       | 21     |
| 1982..  | 112     | 44         | 41        | 58      | 9         | 16       | 31     |
| number, 1987..  | 178     | (D)        | 35        | 91      | 49        | 15       | 21     |
| 1982..  | 190     | 56         | 52        | 90      | 10        | 21       | 31     |
| <b>LIVESTOCK AND POULTRY</b>  |         |            |           |         |           |          |        |
| Cattle and calves inventory ----- farms, 1987..                           | 5       | 129        | 103       | 85      | 44        | 29       | 41     |
| 1982..  | 18      | 125        | 125       | 124     | 56        | 21       | 44     |
| number, 1987..  | 606     | 15 636     | 10 667    | 9 684   | 3 922     | 3 409    | 4 060  |
| 1982..  | 2 942   | 20 489     | 13 390    | 15 853  | 8 508     | 4 760    | 6 577  |
| Cows and heifers that had calved ----- farms, 1987..                      | 5       | 123        | 93        | 82      | 41        | 27       | 38     |
| 1982..  | 16      | 116        | 111       | 116     | 50        | 18       | 38     |
| number, 1987..  | (D)     | 9 117      | 5 108     | 5 958   | 2 273     | 1 697    | 2 472  |
| 1982..  | 1 511   | 10 889     | 5 826     | 8 882   | 3 620     | 1 534    | 2 512  |
| Beef cows ----- farms, 1987..   | 5       | 114        | 92        | 70      | 36        | 24       | 31     |
| 1982..  | 15      | 106        | 106       | 96      | 47        | 15       | 29     |
| number, 1987..  | 415     | 8 120      | (D)       | 4 764   | 1 803     | (D)      | 2 033  |
| 1982..  | (D)     | 9 424      | 5 446     | 6 831   | 3 439     | 1 356    | 1 494  |
| Milk cows ----- farms, 1987..   | -       | 14         | 1         | 14      | 6         | 3        | 8      |
| 1982..  | 1       | 19         | 7         | 31      | 5         | 3        | 11     |
| number, 1987..  | -       | 997        | (D)       | 1 194   | 470       | (D)      | 439    |
| 1982..  | (D)     | 1 465      | 380       | 2 051   | 181       | 178      | 1 018  |
| Heifers and heifer calves ----- farms, 1987..                             | 5       | 105        | 87        | 69      | 31        | 27       | 29     |
| number, 1987..  | (D)     | 3 571      | 3 082     | 2 045   | 1 208     | 620      | 866    |
| Steers, steer calves, bulls, and bull calves ----- farms, 1987..          | 5       | 114        | 94        | 73      | 35        | 27       | 31     |
| number, 1987..  | (D)     | 2 948      | 2 477     | 1 691   | 441       | 1 092    | 722    |
| Cattle and calves sold ----- farms, 1987..                                | 6       | 133        | 115       | 89      | 47        | 29       | 41     |
| 1982..  | 17      | 129        | 133       | 126     | 57        | 25       | 49     |
| number, 1987..  | 302     | 10 815     | 9 432     | 4 836   | 2 617     | 2 156    | 1 986  |
| 1982..  | 839     | 10 946     | 9 239     | 7 712   | 5 528     | 5 219    | 4 060  |
| Calves ----- farms, 1987..  | 4       | 101        | 88        | 80      | 39        | 24       | 27     |
| number, 1987..  | (D)     | 5 297      | 4 169     | 3 153   | 794       | 812      | 501    |
| Cattle ----- farms, 1987..  | 2       | 97         | 92        | 61      | 33        | 24       | 31     |
| 1982..  | 15      | 97         | 91        | 98      | 40        | 23       | 37     |
| number, 1987..  | (D)     | 5 518      | 5 283     | 1 683   | 1 823     | 1 344    | 1 485  |
| 1982..  | 616     | 5 758      | 5 703     | 4 200   | 4 548     | 4 683    | 3 173  |
| Fattened on grain and concentrates ----- farms, 1987..                    | -       | 7          | 6         | 2       | 4         | 4        | 8      |
| number, 1987..  | -       | 120        | 232       | (D)     | (D)       | (D)      | 132    |
| Hogs and pigs inventory ----- farms, 1987..                               | 2       | 6          | 1         | 11      | 4         | 2        | 5      |
| 1982..  | 7       | 6          | 7         | 15      | 7         | 2        | 10     |
| number, 1987..  | (D)     | 4 789      | (D)       | 427     | 522       | (D)      | 3 901  |
| 1982..  | 139     | (D)        | 793       | 203     | 1 045     | (D)      | 4 131  |
| Used or to be used for breeding ----- farms, 1987..                       | 1       | 5          | 1         | 8       | 3         | 2        | 4      |
| 1982..  | 4       | 3          | 5         | 7       | 6         | -        | 7      |
| number, 1987..  | (D)     | 720        | (D)       | 75      | 124       | (D)      | 385    |
| 1982..  | 19      | (D)        | 98        | 26      | 59        | -        | 273    |
| Other ----- farms, 1987..   | 2       | 6          | 1         | 10      | 4         | 2        | 5      |
| 1982..  | 7       | 6          | 5         | 15      | 7         | 2        | 9      |
| number, 1987..  | (D)     | 4 069      | (D)       | 352     | 398       | (D)      | 3 516  |
| 1982..  | 120     | (D)        | 695       | 177     | 986       | (D)      | 3 858  |
| Hogs and pigs sold ----- farms, 1987..                                    | 2       | 5          | 1         | 12      | 4         | 2        | 5      |
| 1982..  | 6       | 4          | 8         | 8       | 10        | 1        | 8      |
| number, 1987..  | (D)     | 10 095     | (D)       | 1 020   | 1 288     | (D)      | 4 321  |
| 1982..  | 145     | (D)        | 975       | (D)     | 2 668     | (D)      | 4 009  |
| Feeder pigs ----- farms, 1987..   | -       | 2          | -         | 2       | 2         | -        | 1      |
| 1982..  | 3       | 1          | 1         | 2       | 4         | -        | 3      |
| number, 1987..  | -       | (D)        | -         | (D)     | (D)       | -        | (D)    |
| 1982..  | 45      | (D)        | (D)       | (D)     | (D)       | -        | (D)    |
| Sheep and lambs inventory ----- farms, 1987..                             | 1       | -          | -         | 2       | -         | -        | -      |
| 1982..  | 2       | 1          | -         | 1       | -         | -        | -      |
| number, 1987..  | (D)     | -          | -         | (D)     | -         | -        | -      |
| 1982..  | (D)     | (D)        | -         | (D)     | (D)       | -        | -      |
| Sheep and lambs sold ----- farms, 1987..                                  | 1       | -          | -         | -       | -         | -        | -      |
| 1982..  | 2       | 1          | -         | -       | 2         | -        | -      |
| number, 1987..  | (D)     | -          | -         | -       | -         | -        | -      |
| 1982..  | (D)     | (D)        | -         | -       | (D)       | -        | -      |
| Hens and pullets of laying age inventory ----- farms, 1987..              | 2       | 6          | 11        | 9       | 3         | 2        | 4      |
| 1982..  | 4       | 5          | 19        | 8       | 7         | 3        | 9      |
| number, 1987..  | (D)     | (D)        | (D)       | (D)     | 16        | (D)      | 57     |
| 1982..  | (D)     | (D)        | (D)       | (D)     | (D)       | 95       | 293    |
| Broilers and other meat-type chickens sold ----- farms, 1987..            | -       | 28         | 21        | -       | 15        | 1        | -      |
| 1982..  | -       | 29         | 24        | -       | 18        | -        | -      |
| number, 1987..  | -       | 10 559 575 | 4 566 314 | -       | 2 594 297 | (D)      | -      |
| 1982..  | -       | 9 595 991  | 4 839 834 | -       | 2 320 031 | -        | -      |

See footnotes at end of table.

**Table 16. Farms With Sales of \$10,000 or More: 1987 and 1982—Con.**

[Data for 1987 include abnormal farms. For meaning of abbreviations and symbols, see introductory text]

| Item  | Greene    | Grenada | Hancock | Harrison | Hinds  | Holmes  | Humphreys |
|---|-----------|---------|---------|----------|--------|---------|-----------|
| <b>MACHINERY AND EQUIPMENT<sup>1</sup></b>                                |           |         |         |          |        |         |           |
| Estimated market value of all machinery and equipment ----- farms, 1987.. | 43        | 79      | 29      | 31       | 218    | 198     | 226       |
| 1982..  | 63        | 99      | 46      | 32       | 247    | 210     | 266       |
| \$1,000, 1987..   | 1 181     | 5 081   | 1 148   | 1 102    | 12 991 | 21 548  | 28 734    |
| 1982..  | 2 211     | 6 790   | 1 586   | 2 804    | 18 487 | 26 805  | 38 501    |
| Average per farm ----- dollars, 1987..                                    | 27 459    | 64 315  | 39 588  | 35 550   | 59 593 | 108 830 | 127 140   |
| 1982..  | 35 095    | 68 587  | 34 467  | 87 610   | 74 848 | 127 641 | 144 740   |
| Motortrucks, including pickups ----- farms, 1987..                        | 41        | 78      | 29      | 27       | 205    | 196     | 220       |
| 1982..  | 57        | 77      | 44      | 32       | 203    | 175     | 263       |
| number, 1987..  | 59        | 148     | 48      | 45       | 518    | 479     | 704       |
| 1982..  | 95        | 172     | 85      | 104      | 563    | 449     | 749       |
| Wheel tractors ----- farms, 1987..  | 41        | 78      | 29      | 30       | 205    | 185     | 214       |
| 1982..  | 61        | 86      | 46      | 31       | 216    | 196     | 250       |
| number, 1987..  | 59        | 223     | 74      | 73       | 584    | 620     | 1 102     |
| 1982..  | 110       | 244     | 84      | 88       | 621    | 648     | 1 256     |
| Grain and bean combines <sup>2</sup> ----- farms, 1987..                  | 1         | 33      | 1       | 1        | 60     | 67      | 88        |
| 1982..  | 2         | 31      | 1       | 13       | 89     | 124     | 129       |
| number, 1987..  | (D)       | 40      | (D)     | (D)      | (D)    | 81      | 124       |
| 1982..  | (D)       | 39      | (D)     | 16       | 144    | 181     | 188       |
| <b>LIVESTOCK AND POULTRY</b>  |           |         |         |          |        |         |           |
| Cattle and calves inventory ----- farms, 1987..                           | 40        | 50      | 22      | 18       | 157    | 88      | 11        |
| 1982..  | 48        | 52      | 35      | 14       | 143    | 83      | 18        |
| number, 1987..  | 3 190     | 7 535   | 2 422   | 945      | 34 856 | 11 104  | (D)       |
| 1982..  | 4 154     | 7 321   | 3 186   | (D)      | 38 051 | 10 621  | 1 480     |
| Cows and heifers that had calved ----- farms, 1987..                      | 38        | 48      | 22      | 15       | 145    | 86      | 11        |
| 1982..  | 43        | 48      | 34      | 12       | 132    | 76      | 14        |
| number, 1987..  | 2 025     | 4 032   | 1 590   | 516      | 17 738 | 6 838   | (D)       |
| 1982..  | 2 384     | 4 116   | 2 200   | (D)      | 15 833 | 6 404   | 900       |
| Beef cows ----- farms, 1987..   | 38        | 48      | 15      | 13       | 143    | 83      | 11        |
| 1982..  | 43        | 47      | 19      | 10       | 132    | 75      | 14        |
| number, 1987..  | 2 025     | (D)     | 1 124   | (D)      | (D)    | 6 766   | (D)       |
| 1982..  | (D)       | (D)     | 1 277   | 2 281    | (D)    | 6 322   | 900       |
| Milk cows ----- farms, 1987..   | -         | 1       | 8       | 2        | 6      | 6       | -         |
| 1982..  | 1         | 1       | 18      | 3        | 5      | 8       | -         |
| number, 1987..  | -         | (D)     | 486     | (D)      | (D)    | 72      | -         |
| 1982..  | (D)       | (D)     | 923     | (D)      | (D)    | 82      | -         |
| Heifers and heifer calves ----- farms, 1987..                             | 33        | 39      | 17      | 18       | 129    | 70      | 10        |
| 1982..  | 619       | 1 809   | 564     | 302      | 9 466  | 2 285   | 96        |
| Steers, steer calves, bulls, and bull calves ----- farms, 1987..          | 37        | 45      | 18      | 16       | 142    | 73      | 9         |
| 1982..  | 546       | 1 694   | 268     | 127      | 7 652  | 1 981   | (D)       |
| Cattle and calves sold ----- farms, 1987..                                | 40        | 53      | 25      | 18       | 172    | 82      | 9         |
| 1982..  | 48        | 53      | 35      | 15       | 149    | 85      | 13        |
| number, 1987..  | 1 442     | 5 268   | 1 442   | 483      | 20 250 | 5 550   | (D)       |
| 1982..  | 1 663     | 3 912   | 1 167   | 3 258    | 18 187 | 4 990   | 538       |
| Calves ----- farms, 1987..  | 35        | 40      | 20      | 17       | 130    | 71      | 8         |
| 1982..  | 939       | 1 339   | 882     | 392      | 7 083  | 2 801   | 89        |
| Cattle ----- farms, 1987..  | 34        | 41      | 18      | 11       | 140    | 46      | 2         |
| 1982..  | 38        | 38      | 31      | 15       | 114    | 52      | 10        |
| number, 1987..  | 503       | 3 929   | 550     | 91       | 13 167 | 2 749   | (D)       |
| 1982..  | 720       | 2 163   | 571     | 1 885    | 11 444 | 2 069   | 261       |
| Fattened on grain and concentrates ----- farms, 1987..                    | -         | 5       | 3       | 1        | 13     | 3       | -         |
| 1982..  | -         | (D)     | (D)     | (D)      | 3 487  | (D)     | -         |
| Hogs and pigs inventory ----- farms, 1987..                               | 4         | 5       | 6       | 3        | 12     | 9       | 9         |
| 1982..  | 3         | 10      | 5       | 4        | 6      | 16      | 11        |
| number, 1987..  | 227       | 419     | 558     | (D)      | 2 876  | 614     | 358       |
| 1982..  | 790       | 1 671   | 63      | 340      | 694    | 460     | 511       |
| Used or to be used for breeding ----- farms, 1987..                       | 2         | 5       | 6       | 2        | 10     | 4       | 5         |
| 1982..  | 1         | 8       | 3       | 4        | 4      | 11      | 7         |
| number, 1987..  | (D)       | 57      | 124     | (D)      | 336    | 10      | 48        |
| 1982..  | (D)       | 359     | 26      | 36       | 81     | 69      | 21        |
| Other ----- farms, 1987..   | 4         | 4       | 4       | 3        | 10     | 9       | 9         |
| 1982..  | 3         | 10      | 3       | 4        | 6      | 16      | 10        |
| number, 1987..  | (D)       | 362     | 434     | (D)      | 2 540  | 604     | 310       |
| 1982..  | (D)       | 1 312   | 37      | 304      | 613    | 391     | 490       |
| Hogs and pigs sold ----- farms, 1987..                                    | 4         | 5       | 6       | 2        | 11     | 9       | 8         |
| 1982..  | 3         | 8       | 4       | 5        | 5      | 13      | 8         |
| number, 1987..  | 233       | (D)     | 1 248   | (D)      | 4 197  | 553     | 690       |
| 1982..  | 655       | 1 963   | 230     | 558      | 597    | 695     | (D)       |
| Feeder pigs ----- farms, 1987..   | 1         | 3       | 2       | 2        | 1      | -       | -         |
| 1982..  | 1         | 3       | 1       | 4        | 1      | 5       | -         |
| number, 1987..  | (D)       | (D)     | (D)     | (D)      | (D)    | -       | -         |
| 1982..  | (D)       | (D)     | (D)     | (D)      | (D)    | 287     | -         |
| Sheep and lambs inventory ----- farms, 1987..                             | 3         | -       | 2       | -        | 2      | 1       | -         |
| 1982..  | 1         | -       | 2       | 1        | 1      | 2       | -         |
| number, 1987..  | (D)       | -       | (D)     | -        | (D)    | (D)     | -         |
| 1982..  | (D)       | -       | (D)     | (D)      | (D)    | (D)     | -         |
| Sheep and lambs sold ----- farms, 1987..                                  | 3         | -       | 2       | -        | -      | -       | -         |
| 1982..  | 1         | -       | 2       | 1        | -      | 1       | -         |
| number, 1987..  | (D)       | -       | (D)     | -        | -      | -       | -         |
| 1982..  | (D)       | -       | (D)     | (D)      | -      | (D)     | -         |
| Hens and pullets of laying age inventory ----- farms, 1987..              | 6         | 6       | 1       | -        | 8      | 7       | 1         |
| 1982..  | 3         | 6       | 7       | -        | 6      | 12      | 7         |
| number, 1987..  | (D)       | (D)     | (D)     | -        | (D)    | 107     | (D)       |
| 1982..  | (D)       | (D)     | (D)     | -        | (D)    | 268     | 150       |
| Broilers and other meat-type chickens sold ----- farms, 1987..            | 18        | -       | -       | -        | -      | -       | -         |
| 1982..  | 21        | -       | -       | -        | 1      | -       | -         |
| number, 1987..  | (D)       | -       | -       | -        | -      | -       | -         |
| 1982..  | 3 407 325 | -       | -       | -        | (D)    | -       | -         |

See footnotes at end of table.

**Table 16. Farms With Sales of \$10,000 or More: 1987 and 1982—Con.**

[Data for 1987 include abnormal farms. For meaning of abbreviations and symbols, see introductory text]

| Item  | Issaquena | Itawamba  | Jackson | Jasper    | Jefferson | Jefferson Davis | Jones      |
|---|-----------|-----------|---------|-----------|-----------|-----------------|------------|
| <b>MACHINERY AND EQUIPMENT<sup>1</sup></b>                                |           |           |         |           |           |                 |            |
| Estimated market value of all machinery and equipment ----- farms, 1987-- | 77        | 144       | 29      | 114       | 40        | 108             | 313        |
| ----- farms, 1982--   | 91        | 180       | 45      | 145       | 65        | 106             | 348        |
| ----- \$1,000, 1987--   | 12 134    | 6 785     | 844     | 4 876     | 1 437     | 3 363           | 11 226     |
| ----- 1982--  | 17 055    | 11 358    | 2 079   | 5 658     | 4 849     | 3 112           | 15 761     |
| Average per farm ----- dollars, 1987--                                    | 157 587   | 47 120    | 29 103  | 42 771    | 35 935    | 31 138          | 35 867     |
| ----- 1982--  | 187 417   | 63 100    | 46 207  | 39 019    | 74 596    | 29 360          | 45 289     |
| Motortrucks, including pickups ----- farms, 1987--                        | 75        | 126       | 29      | 107       | 33        | 99              | 296        |
| ----- farms, 1982--   | 87        | 180       | 45      | 133       | 64        | 97              | 318        |
| ----- number, 1987--  | 274       | 242       | 56      | 191       | 77        | 199             | 547        |
| ----- 1982--  | 322       | 395       | 149     | 246       | 133       | 152             | 620        |
| Wheel tractors ----- farms, 1987--  | 70        | 144       | 29      | 87        | 40        | 98              | 284        |
| ----- farms, 1982--   | 83        | 174       | 35      | 133       | 58        | 105             | 312        |
| ----- number, 1987--  | 337       | 284       | 55      | 218       | 114       | 270             | 669        |
| ----- 1982--  | 428       | 474       | 80      | 313       | 177       | 192             | 639        |
| Grain and bean combines <sup>2</sup> ----- farms, 1987--                  | 51        | 42        | 3       | 13        | 13        | 18              | 20         |
| ----- farms, 1982--   | 62        | 64        | 11      | 7         | 21        | 19              | 21         |
| ----- number, 1987--  | 104       | 43        | 4       | 36        | 19        | 21              | 24         |
| ----- 1982--  | 133       | 83        | 12      | 9         | 47        | 26              | 23         |
| <b>LIVESTOCK AND POULTRY</b>  |           |           |         |           |           |                 |            |
| Cattle and calves inventory ----- farms, 1987--                           | 9         | 83        | 22      | 89        | 37        | 74              | 195        |
| ----- farms, 1982--   | 9         | 103       | 25      | 125       | 47        | 75              | 233        |
| ----- number, 1987--  | 1 272     | 5 018     | 2 164   | 7 725     | 3 740     | 9 059           | 18 730     |
| ----- 1982--  | 1 658     | 6 575     | 2 583   | 12 516    | 6 091     | 9 759           | 19 178     |
| Cows and heifers that had calved ----- farms, 1987--                      | 9         | 75        | 21      | 87        | 35        | 72              | 177        |
| ----- farms, 1982--   | 7         | 91        | 21      | 119       | 46        | 66              | 213        |
| ----- number, 1987--  | 897       | 2 954     | 1 250   | 5 141     | 2 423     | 5 201           | 7 796      |
| ----- 1982--  | 914       | 3 435     | 997     | 7 863     | 3 630     | 4 786           | 9 621      |
| Beef cows ----- farms, 1987--   | 9         | 68        | 20      | 79        | 35        | 70              | 168        |
| ----- farms, 1982--   | 7         | 84        | 18      | 103       | 46        | 65              | 193        |
| ----- number, 1987--  | 897       | 2 766     | (D)     | 4 277     | 2 423     | (D)             | 6 666      |
| ----- 1982--  | 914       | 3 213     | (D)     | 6 413     | 3 630     | 4 664           | 7 615      |
| Milk cows ----- farms, 1987--   | -         | 8         | 1       | 15        | -         | 2               | 17         |
| ----- farms, 1982--   | -         | 8         | 3       | 23        | -         | 5               | 28         |
| ----- number, 1987--  | -         | 188       | (D)     | 864       | -         | (D)             | 1 130      |
| ----- 1982--  | -         | 222       | (D)     | 1 450     | -         | 122             | 2 006      |
| Heifers and heifer calves ----- farms, 1987--                             | 9         | 66        | 17      | 75        | 30        | 59              | 166        |
| ----- farms, 1982--   | 267       | 915       | 427     | 1 588     | 845       | 1 757           | 5 267      |
| ----- number, 1987--  | 9         | 74        | 17      | 78        | 34        | 66              | 173        |
| ----- 1982--  | 108       | 1 149     | 487     | 996       | 472       | 2 101           | 5 667      |
| Cattle and calves sold ----- farms, 1987--                                | 9         | 85        | 23      | 95        | 37        | 79              | 202        |
| ----- farms, 1982--   | 11        | 100       | 28      | 128       | 50        | 76              | 227        |
| ----- number, 1987--  | 648       | 3 265     | 1 397   | 4 444     | 1 918     | 5 353           | 14 135     |
| ----- 1982--  | 833       | 3 354     | 2 351   | 8 147     | 4 909     | 5 122           | 10 215     |
| Calves ----- farms, 1987--  | 8         | 71        | 21      | 82        | 31        | 68              | 172        |
| ----- farms, 1982--   | 412       | 1 777     | 838     | 2 816     | 1 310     | 3 083           | 6 319      |
| Cattle ----- farms, 1987--  | 8         | 65        | 15      | 70        | 26        | 59              | 145        |
| ----- farms, 1982--   | 8         | 61        | 24      | 98        | 41        | 61              | 164        |
| ----- number, 1987--  | 236       | 1 488     | 559     | 1 628     | 608       | 2 270           | 7 816      |
| ----- 1982--  | 541       | 1 141     | 1 516   | 3 891     | 2 326     | 2 694           | 5 598      |
| Fattened on grain and concentrates ----- farms, 1987--                    | -         | 15        | 3       | 6         | 1         | 2               | 7          |
| ----- farms, 1982--   | -         | 471       | (D)     | 99        | (D)       | (D)             | 651        |
| Hogs and pigs inventory ----- farms, 1987--                               | -         | 16        | 1       | 7         | 1         | 4               | 11         |
| ----- farms, 1982--   | -         | 29        | 5       | 12        | 5         | 6               | 25         |
| ----- number, 1987--  | -         | 2 440     | (D)     | 1 813     | (D)       | (D)             | 693        |
| ----- 1982--  | -         | 5 228     | (D)     | 2 882     | (D)       | (D)             | 3 635      |
| Used or to be used for breeding ----- farms, 1987--                       | -         | 15        | 1       | 7         | 1         | 3               | 4          |
| ----- farms, 1982--   | -         | 22        | 3       | 10        | 4         | 5               | 18         |
| ----- number, 1987--  | -         | 355       | (D)     | 286       | (D)       | (D)             | 68         |
| ----- 1982--  | -         | 406       | (D)     | 462       | (D)       | 151             | 549        |
| Other ----- farms, 1987--   | -         | 13        | 1       | 7         | 1         | 4               | 9          |
| ----- farms, 1982--   | -         | 25        | 5       | 12        | 4         | 4               | 24         |
| ----- number, 1987--  | -         | 2 085     | (D)     | 1 527     | (D)       | (D)             | 625        |
| ----- 1982--  | -         | 4 822     | (D)     | 2 420     | (D)       | (D)             | 3 086      |
| Hogs and pigs sold ----- farms, 1987--                                    | -         | 16        | 2       | 9         | 1         | 3               | 9          |
| ----- farms, 1982--   | -         | 31        | 4       | 13        | 4         | 4               | 23         |
| ----- number, 1987--  | -         | 3 890     | (D)     | 3 786     | (D)       | (D)             | 947        |
| ----- 1982--  | -         | 9 767     | (D)     | 6 870     | (D)       | (D)             | 8 637      |
| Feeder pigs ----- farms, 1987--   | -         | 5         | -       | 2         | 1         | 2               | 1          |
| ----- farms, 1982--   | -         | 10        | -       | 8         | 1         | -               | 11         |
| ----- number, 1987--  | -         | 927       | -       | (D)       | (D)       | (D)             | (D)        |
| ----- 1982--  | -         | 2 685     | -       | 4 399     | (D)       | -               | 3 472      |
| Sheep and lambs inventory ----- farms, 1987--                             | -         | -         | -       | -         | -         | -               | 3          |
| ----- farms, 1982--   | -         | 1         | -       | -         | -         | -               | -          |
| ----- number, 1987--  | -         | -         | -       | -         | -         | -               | (D)        |
| ----- 1982--  | -         | (D)       | -       | -         | -         | -               | -          |
| Sheep and lambs sold ----- farms, 1987--                                  | -         | -         | -       | -         | -         | -               | 2          |
| ----- farms, 1982--   | -         | 1         | -       | -         | -         | -               | -          |
| ----- number, 1987--  | -         | -         | -       | -         | -         | -               | (D)        |
| ----- 1982--  | -         | (D)       | -       | -         | -         | -               | -          |
| Hens and pullets of laying age inventory ----- farms, 1987--              | -         | 4         | 1       | 5         | 1         | 3               | 34         |
| ----- farms, 1982--   | -         | 10        | 5       | 9         | 3         | 10              | 32         |
| ----- number, 1987--  | -         | 40 000    | (D)     | 27 961    | (D)       | (D)             | (D)        |
| ----- 1982--  | -         | 77 820    | (D)     | 41 235    | (D)       | 142 659         | 307 815    |
| Broilers and other meat-type chickens sold ----- farms, 1987--            | -         | 28        | -       | 17        | -         | 9               | 152        |
| ----- farms, 1982--   | -         | 46        | -       | 18        | -         | 10              | 177        |
| ----- number, 1987--  | -         | (D)       | -       | 3 420 200 | -         | 1 979 768       | 30 060 734 |
| ----- 1982--  | -         | 8 908 474 | -       | 3 962 300 | -         | 2 006 600       | (D)        |

See footnotes at end of table.



**Table 16. Farms With Sales of \$10,000 or More: 1987 and 1982—Con.**

[Data for 1987 include abnormal farms. For meaning of abbreviations and symbols, see introductory text.]

| Item  | Kemper | Lafayette | Lamar     | Lauderdale | Lawrence | Leake      | Lee     | Leflore |
|---|--------|-----------|-----------|------------|----------|------------|---------|---------|
| <b>MACHINERY AND EQUIPMENT<sup>1</sup></b>                                |        |           |           |            |          |            |         |         |
| Estimated market value of all machinery and equipment ----- farms, 1987-- | 98     | 120       | 104       | 29         | 82       | 239        | 182     | 210     |
| 1982--  | 111    | 146       | 126       | 62         | 69       | 255        | 216     | 250     |
| \$1,000, 1987--   | 3 661  | 4 423     | 5 382     | 1 362      | 3 939    | 10 231     | 11 914  | 32 350  |
| 1982--  | 5 826  | 6 937     | 4 577     | 2 181      | 3 049    | 11 587     | 14 333  | 43 142  |
| Average per farm ----- dollars, 1987--                                    | 37 360 | 36 857    | 51 752    | 46 965     | 48 032   | 42 808     | 65 462  | 154 047 |
| 1982--  | 52 489 | 47 515    | 36 327    | 35 178     | 44 186   | 45 439     | 66 358  | 172 566 |
| Motortrucks, including pickups ----- farms, 1987--                        | 91     | 107       | 98        | 29         | 82       | 236        | 173     | 192     |
| 1982--  | 89     | 129       | 124       | 58         | 62       | 237        | 210     | 247     |
| number, 1987--  | 178    | 232       | 198       | 62         | 158      | 556        | 496     | 564     |
| 1982--  | 200    | 246       | 224       | 129        | 82       | 388        | 463     | 763     |
| Wheel tractors ----- farms, 1987--  | 89     | 114       | 101       | 19         | 80       | 232        | 176     | 205     |
| 1982--  | 103    | 130       | 110       | 58         | 69       | 242        | 191     | 221     |
| number, 1987--  | 228    | 214       | 211       | 58         | 207      | 492        | 547     | 877     |
| 1982--  | 227    | 293       | 249       | 131        | 141      | 472        | 478     | 1 145   |
| Grain and bean combines <sup>2</sup> ----- farms, 1987--                  | 25     | 18        | 34        | -          | 23       | 16         | 121     | 121     |
| 1982--  | 45     | 59        | 7         | 14         | 10       | 35         | 108     | 178     |
| number, 1987--  | 26     | 27        | 43        | -          | 24       | 19         | 157     | 183     |
| 1982--  | 65     | 65        | 10        | 14         | (D)      | 42         | 161     | 317     |
| <b>LIVESTOCK AND POULTRY</b>  |        |           |           |            |          |            |         |         |
| Cattle and calves inventory ----- farms, 1987--                           | 84     | 86        | 73        | 69         | 66       | 146        | 113     | 11      |
| 1982--  | 75     | 93        | 91        | 51         | 50       | 159        | 132     | 18      |
| number, 1987--  | 8 666  | 5 807     | 7 309     | 6 525      | 5 208    | 10 219     | 11 762  | 1 596   |
| 1982--  | 8 446  | 8 443     | 14 616    | 6 841      | 5 142    | 11 344     | 15 521  | 2 525   |
| Cows and heifers that had calved ----- farms, 1987--                      | 83     | 81        | 66        | 67         | 62       | 131        | 103     | 10      |
| 1982--  | 73     | 88        | 75        | 48         | 47       | 144        | 120     | 18      |
| number, 1987--  | 5 466  | 3 796     | 3 426     | 4 127      | 3 247    | 6 407      | 5 481   | 923     |
| 1982--  | 5 255  | 4 498     | 5 001     | 4 267      | 3 112    | 6 466      | 6 435   | 1 189   |
| Beef cows ----- farms, 1987--   | 82     | 77        | 58        | 63         | 57       | 120        | 91      | 10      |
| 1982--  | 67     | 84        | 69        | 46         | 44       | 127        | 103     | 17      |
| number, 1987--  | 5 233  | 3 701     | 2 864     | 3 952      | 2 964    | 5 107      | 3 960   | 923     |
| 1982--  | 4 984  | 4 416     | 4 534     | 4 205      | 2 784    | 5 235      | 4 649   | (D)     |
| Milk cows ----- farms, 1987--   | 6      | 4         | 10        | 8          | 7        | 14         | 19      | -       |
| 1982--  | 11     | 6         | 13        | 3          | 6        | 26         | 22      | 2       |
| number, 1987--  | 233    | 95        | 562       | 175        | 283      | 1 300      | 1 521   | -       |
| 1982--  | 271    | 82        | 467       | 62         | 328      | 1 231      | 1 786   | (D)     |
| Heifers and heifer calves ----- farms, 1987--                             | 75     | 69        | 59        | 55         | 57       | 113        | 90      | 10      |
| number, 1987--  | 2 073  | 975       | 1 924     | 1 139      | 941      | 2 388      | 3 270   | 347     |
| Steers, steer calves, bulls, and bull calves ----- farms, 1987--          | 74     | 72        | 61        | 63         | 60       | 121        | 91      | 10      |
| number, 1987--  | 1 127  | 1 036     | 1 959     | 1 259      | 1 020    | 1 424      | 3 011   | 326     |
| Cattle and calves sold ----- farms, 1987--                                | 87     | 90        | 82        | 71         | 67       | 154        | 115     | 11      |
| 1982--  | 78     | 97        | 96        | 53         | 49       | 163        | 136     | 18      |
| number, 1987--  | 5 832  | 6 168     | 7 634     | 4 082      | 3 126    | 6 104      | 6 499   | 444     |
| 1982--  | 5 502  | 4 466     | 11 973    | 3 624      | 2 617    | 5 779      | 8 698   | 765     |
| Calves ----- farms, 1987--  | 78     | 71        | 70        | 66         | 59       | 132        | 99      | 7       |
| number, 1987--  | 3 732  | 2 434     | 4 712     | 2 450      | 1 922    | 3 623      | 2 558   | 157     |
| Cattle ----- farms, 1987--  | 69     | 70        | 52        | 54         | 54       | 99         | 80      | 10      |
| 1982--  | 58     | 69        | 63        | 41         | 35       | 104        | 106     | 12      |
| number, 1987--  | 2 100  | 3 734     | 2 922     | 1 632      | 1 204    | 2 481      | 3 941   | 287     |
| 1982--  | 2 035  | 2 253     | 9 190     | 1 299      | 1 025    | 1 829      | 5 454   | 483     |
| Fattened on grain and concentrates ----- farms, 1987--                    | 5      | 8         | 6         | 3          | 1        | 6          | 6       | 2       |
| number, 1987--  | 98     | 596       | 558       | (D)        | (D)      | 120        | (D)     | (D)     |
| Hogs and pigs inventory ----- farms, 1987--                               | 7      | 6         | 11        | 4          | 4        | 6          | 9       | 3       |
| 1982--  | 10     | 10        | 3         | 4          | 4        | 18         | 10      | 5       |
| number, 1987--  | 392    | 84        | 441       | 62         | (D)      | (D)        | 937     | (D)     |
| 1982--  | 602    | 880       | (D)       | (D)        | 1 326    | 1 643      | 748     | 125     |
| Used or to be used for breeding ----- farms, 1987--                       | 6      | 3         | 4         | 4          | 4        | 3          | 3       | -       |
| 1982--  | 4      | 8         | 3         | 2          | 3        | 11         | 6       | 3       |
| number, 1987--  | 45     | 19        | (D)       | (D)        | (D)      | (D)        | (D)     | -       |
| 1982--  | 52     | 127       | (D)       | (D)        | 110      | 265        | (D)     | 27      |
| Other ----- farms, 1987--   | 6      | 6         | 10        | 1          | 3        | 6          | 9       | 3       |
| 1982--  | 10     | 10        | 3         | 4          | 4        | 17         | 9       | 4       |
| number, 1987--  | 347    | 65        | (D)       | (D)        | (D)      | (D)        | (D)     | (D)     |
| 1982--  | 550    | 753       | (D)       | (D)        | 1 216    | 1 378      | (D)     | 98      |
| Hogs and pigs sold ----- farms, 1987--                                    | 6      | 4         | 8         | 4          | 4        | 5          | 7       | 3       |
| 1982--  | 8      | 10        | 3         | 4          | 3        | 9          | 9       | 7       |
| number, 1987--  | 439    | 119       | 467       | 258        | 682      | (D)        | 2 623   | (D)     |
| 1982--  | 774    | 875       | (D)       | (D)        | 1 195    | 3 154      | 1 480   | 324     |
| Feeder pigs ----- farms, 1987--   | 2      | 2         | 3         | 1          | 1        | 1          | 1       | -       |
| 1982--  | 2      | 2         | 1         | -          | -        | 3          | 4       | -       |
| number, 1987--  | (D)    | (D)       | (D)       | (D)        | (D)      | (D)        | (D)     | -       |
| 1982--  | (D)    | (D)       | (D)       | -          | -        | (D)        | (D)     | -       |
| Sheep and lambs inventory ----- farms, 1987--                             | -      | -         | 1         | -          | 2        | -          | -       | -       |
| 1982--  | -      | -         | -         | -          | -        | -          | -       | -       |
| number, 1987--  | -      | -         | (D)       | -          | (D)      | -          | -       | -       |
| 1982--  | -      | -         | -         | -          | -        | -          | -       | -       |
| Sheep and lambs sold ----- farms, 1987--                                  | -      | -         | -         | -          | -        | -          | -       | -       |
| 1982--  | -      | -         | -         | -          | -        | -          | -       | -       |
| number, 1987--  | -      | -         | -         | -          | -        | -          | -       | -       |
| 1982--  | -      | -         | -         | -          | -        | -          | -       | -       |
| Hens and pullets of laying age inventory ----- farms, 1987--              | 6      | 3         | 5         | 4          | 6        | 15         | 9       | 1       |
| 1982--  | 10     | 7         | 7         | 2          | 1        | 21         | 7       | 2       |
| number, 1987--  | (D)    | 33        | (D)       | (D)        | (D)      | (D)        | (D)     | (D)     |
| 1982--  | (D)    | (D)       | (D)       | (D)        | (D)      | 250 035    | 132     | (D)     |
| Broilers and other meat-type chickens sold ----- farms, 1987--            | -      | -         | 18        | 1          | 3        | 130        | 3       | -       |
| 1982--  | -      | -         | 15        | -          | -        | 133        | 1       | 1       |
| number, 1987--  | -      | -         | 5 443 000 | (D)        | 989 600  | 30 681 585 | 895 000 | -       |
| 1982--  | -      | -         | 3 622 584 | -          | -        | 27 743 854 | (D)     | (D)     |

See footnotes at end of table.

Table 16. Farms With Sales of \$10,000 or More: 1987 and 1982—Con.

[Data for 1987 include abnormal farms. For meaning of abbreviations and symbols, see introductory text]

| Item  | Lincoln | Lowndes | Madison | Marion | Marshall | Monroe | Montgomery | Neshoba |
|---|---------|---------|---------|--------|----------|--------|------------|---------|
| <b>MACHINERY AND EQUIPMENT<sup>1</sup></b>                                |         |         |         |        |          |        |            |         |
| Estimated market value of all machinery and equipment ----- farms, 1987.. | 144     | 124     | 205     | 129    | 185      | 200    | 110        | 195     |
| 1982..  | 146     | 164     | 193     | 148    | 214      | 239    | 121        | 183     |
| \$1,000, 1987..   | 7 008   | 6 103   | 17 732  | 6 540  | 12 083   | 13 199 | 9 613      | 9 598   |
| 1982..  | 7 490   | 14 322  | 20 062  | 7 165  | 13 420   | 18 738 | 7 984      | 8 938   |
| Average per farm ----- dollars, 1987..                                    | 48 689  | 49 217  | 86 499  | 50 700 | 65 311   | 65 993 | 87 392     | 49 220  |
| 1982..  | 51 303  | 87 332  | 103 949 | 48 411 | 62 708   | 78 401 | 65 986     | 48 843  |
| Mototrucks, including pickups ----- farms, 1987..                         | 144     | 113     | 179     | 129    | 168      | 190    | 110        | 192     |
| 1982..  | 119     | 157     | 182     | 146    | 182      | 225    | 109        | 163     |
| number, 1987..  | 243     | 310     | 452     | 229    | 409      | 573    | 245        | 369     |
| 1982..  | 244     | 424     | 434     | 277    | 473      | 586    | 210        | 297     |
| Wheel tractors ----- farms, 1987..  | 134     | 122     | 195     | 111    | 168      | 191    | 106        | 174     |
| 1982..  | 134     | 162     | 173     | 134    | 163      | 236    | 120        | 170     |
| number, 1987..  | 343     | 322     | 491     | 253    | 434      | 654    | 279        | 337     |
| 1982..  | 285     | 423     | 551     | 314    | 513      | 733    | 300        | 364     |
| Grain and bean combines <sup>2</sup> ----- farms, 1987..                  | 5       | 45      | 39      | 25     | 77       | 141    | 31         | 15      |
| 1982..  | 40      | 98      | 83      | 17     | 79       | 140    | 34         | 28      |
| number, 1987..  | 7       | 102     | 49      | 26     | 93       | 182    | 49         | 16      |
| 1982..  | 43      | 143     | 141     | (D)    | 124      | 179    | (D)        | (D)     |
| <b>LIVESTOCK AND POULTRY</b>  |         |         |         |        |          |        |            |         |
| Cattle and calves inventory ----- farms, 1987..                           | 126     | 58      | 109     | 117    | 114      | 108    | 70         | 165     |
| 1982..  | 119     | 66      | 98      | 132    | 135      | 126    | 85         | 156     |
| number, 1987..  | 16 052  | 8 608   | 17 208  | 12 006 | 16 396   | 14 689 | 8 373      | 15 974  |
| 1982..  | 15 437  | 9 320   | 17 112  | 16 546 | 18 668   | 13 905 | 9 313      | 15 931  |
| Cows and heifers that had calved ----- farms, 1987..                      | 121     | 51      | 102     | 109    | 111      | 101    | 68         | 156     |
| 1982..  | 115     | 81      | 93      | 124    | 130      | 119    | 80         | 145     |
| number, 1987..  | 9 547   | 4 588   | 9 372   | 7 121  | 10 640   | 8 249  | 4 941      | 9 280   |
| 1982..  | 8 968   | 4 625   | 9 419   | 9 156  | 11 505   | 7 533  | 4 863      | 8 740   |
| Beef cows ----- farms, 1987..   | 83      | 50      | 97      | 81     | 106      | 90     | 65         | 139     |
| 1982..  | 82      | (D)     | 89      | 79     | 118      | 103    | 74         | 107     |
| number, 1987..  | 5 309   | (D)     | 9 152   | 4 287  | 9 259    | 7 473  | 4 765      | 7 236   |
| 1982..  | 3 864   | 4 486   | 9 174   | 5 148  | 9 512    | 6 512  | 4 568      | 5 691   |
| Milk cows ----- farms, 1987..   | 48      | 3       | 10      | 33     | 10       | 11     | 6          | 26      |
| 1982..  | 86      | 6       | 7       | 55     | 19       | 20     | 9          | 54      |
| number, 1987..  | 4 238   | (D)     | 220     | 2 834  | 1 381    | 770    | 176        | 2 044   |
| 1982..  | 5 104   | 159     | 245     | 4 008  | 1 993    | 1 021  | 295        | 3 049   |
| Heifers and heifer calves ----- farms, 1987..                             | 108     | 46      | 88      | 96     | 93       | 86     | 54         | 136     |
| number, 1987..  | 3 707   | 1 842   | 3 180   | 2 892  | 3 031    | 2 685  | 2 069      | 3 845   |
| Steers, steer calves, bulls, and bull calves ----- farms, 1987..          | 109     | 52      | 89      | 97     | 91       | 92     | 63         | 143     |
| number, 1987..  | 2 798   | 2 378   | 4 676   | 1 993  | 2 725    | 3 755  | 1 363      | 2 849   |
| Cattle and calves sold ----- farms, 1987..                                | 132     | 62      | 111     | 122    | 121      | 109    | 72         | 168     |
| 1982..  | 121     | 68      | 97      | 135    | 132      | 127    | 87         | 159     |
| number, 1987..  | 9 722   | 4 523   | 11 528  | 7 803  | 7 966    | 7 672  | 4 284      | 8 299   |
| 1982..  | 7 359   | 3 700   | 10 429  | 7 920  | 8 596    | 6 481  | 5 689      | 8 076   |
| Calves ----- farms, 1987..  | 111     | 44      | 88      | 96     | 107      | 88     | 62         | 154     |
| number, 1987..  | 4 621   | 2 164   | 3 913   | 5 005  | 4 831    | 3 264  | 2 283      | 5 000   |
| Cattle ----- farms, 1987..  | 117     | 50      | 82      | 94     | 88       | 80     | 51         | 130     |
| 1982..  | 103     | 49      | 67      | 108    | 90       | 84     | 60         | 112     |
| number, 1987..  | 5 101   | 2 359   | 7 615   | 2 798  | 3 135    | 4 408  | 2 001      | 3 299   |
| 1982..  | 3 626   | 1 552   | 6 073   | 4 598  | 3 344    | 2 361  | 2 566      | 3 082   |
| Fattened on grain and concentrates ----- farms, 1987..                    | 14      | 3       | 5       | 3      | 4        | 6      | 4          | 6       |
| number, 1987..  | 549     | 22      | 387     | (D)    | 240      | 253    | (D)        | 140     |
| Hogs and pigs inventory ----- farms, 1987..                               | 4       | 17      | 8       | 11     | 12       | 19     | 7          | 7       |
| 1982..  | 6       | 8       | 14      | 11     | 25       | 13     | 8          | 8       |
| number, 1987..  | (D)     | 1 570   | 636     | 752    | 2 940    | 6 328  | 1 245      | (D)     |
| 1982..  | (D)     | 1 378   | 2 870   | 508    | 1 314    | 4 210  | 99         | 215     |
| Used or to be used for breeding ----- farms, 1987..                       | 1       | 11      | 3       | 8      | 11       | 11     | 5          | 3       |
| 1982..  | 2       | 6       | 7       | 4      | 16       | 10     | 2          | 4       |
| number, 1987..  | (D)     | 146     | (D)     | 178    | 148      | 877    | 125        | (D)     |
| 1982..  | (D)     | 275     | 250     | 12     | 162      | 692    | (D)        | (D)     |
| Other ----- farms, 1987..   | 4       | 17      | 8       | 10     | 10       | 19     | 7          | 7       |
| 1982..  | 6       | 7       | 14      | 11     | 23       | 13     | 8          | 7       |
| number, 1987..  | (D)     | 1 424   | (D)     | 574    | 2 792    | 5 451  | 1 120      | 144     |
| 1982..  | (D)     | 1 103   | 2 620   | 496    | 1 152    | 3 518  | (D)        | (D)     |
| Hogs and pigs sold ----- farms, 1987..                                    | 4       | 18      | 8       | 10     | 10       | 16     | 8          | 4       |
| 1982..  | 3       | 6       | 12      | 8      | 18       | 15     | 4          | 5       |
| number, 1987..  | (D)     | 2 344   | 1 054   | 2 672  | 2 901    | 10 466 | (D)        | 415     |
| 1982..  | (D)     | 2 254   | 10 402  | 823    | 3 668    | 6 875  | 217        | 191     |
| Feeder pigs ----- farms, 1987..   | -       | 3       | -       | 5      | 3        | 5      | -          | 1       |
| 1982..  | -       | 3       | -       | 5      | 2        | 1      | -          | 1       |
| number, 1987..  | -       | (D)     | -       | (D)    | (D)      | 1 564  | -          | (D)     |
| 1982..  | -       | 1 530   | -       | -      | 402      | (D)    | (D)        | (D)     |
| Sheep and lambs inventory ----- farms, 1987..                             | -       | -       | -       | 3      | 2        | -      | 1          | -       |
| 1982..  | -       | -       | 2       | 1      | -        | -      | 1          | -       |
| number, 1987..  | -       | -       | -       | (D)    | (D)      | -      | (D)        | -       |
| 1982..  | -       | -       | (D)     | (D)    | -        | -      | (D)        | -       |
| Sheep and lambs sold ----- farms, 1987..                                  | -       | -       | -       | 2      | 1        | -      | 1          | -       |
| 1982..  | -       | -       | 1       | 1      | -        | -      | 1          | -       |
| number, 1987..  | -       | -       | -       | (D)    | (D)      | -      | (D)        | -       |
| 1982..  | -       | -       | (D)     | (D)    | -        | -      | (D)        | -       |
| Hens and pullets of laying age inventory ----- farms, 1987..              | 3       | -       | 6       | 11     | 7        | 5      | 2          | 7       |
| 1982..  | 7       | 8       | 7       | 20     | 13       | 10     | 7          | 11      |
| number, 1987..  | 97      | 186     | 73      | (D)    | 153      | (D)    | (D)        | (D)     |
| 1982..  | (D)     | -       | (D)     | (D)    | 187      | 255    | (D)        | (D)     |
| Broilers and other meat-type chickens sold ----- farms, 1987..            | 2       | -       | -       | 2      | -        | 1      | -          | 53      |
| 1982..  | 1       | 1       | -       | 2      | -        | -      | -          | 47      |
| number, 1987..  | (D)     | -       | -       | (D)    | -        | (D)    | -          | 13 088  |
| 1982..  | (D)     | (D)     | -       | (D)    | -        | (D)    | -          | 255     |

See footnotes at end of table.

Table 16. Farms With Sales of \$10,000 or More: 1987 and 1982—Con.

[Data for 1987 include abnormal farms. For meaning of abbreviations and symbols, see introductory text.]

| Item  | Newton     | Noxubee | Oktibbeha | Panola | Pearl River | Perry     | Pike   | Pontotoc |
|---|------------|---------|-----------|--------|-------------|-----------|--------|----------|
| <b>MACHINERY AND EQUIPMENT<sup>1</sup></b>                                |            |         |           |        |             |           |        |          |
| Estimated market value of all machinery and equipment ----- farms, 1987-- | 208        | 235     | 82        | 233    | 130         | 44        | 154    | 187      |
| 1982--  | 240        | 269     | 144       | 281    | 150         | 72        | 162    | 288      |
| \$1,000, 1987--   | 10 862     | 16 745  | 5 276     | 16 425 | 5 698       | 2 107     | 6 246  | 9 418    |
| 1982--  | 12 174     | 21 116  | 11 468    | 26 747 | 6 820       | 3 728     | 10 030 | 21 695   |
| Average per farm ----- dollars, 1987--                                    | 52 221     | 71 255  | 64 346    | 70 491 | 43 829      | 47 886    | 40 556 | 50 366   |
| 1982--  | 50 725     | 78 498  | 79 640    | 95 185 | 45 468      | 51 783    | 61 912 | 75 328   |
| Motortrucks, including pickups ----- farms, 1987--                        | 202        | 224     | 67        | 223    | 106         | 44        | 153    | 171      |
| 1982--  | 228        | 260     | 133       | 244    | 138         | 71        | 152    | 239      |
| number, 1987--  | 432        | 492     | 144       | 572    | 203         | 91        | 280    | 370      |
| 1982--  | 407        | 518     | 249       | 632    | 240         | 115       | 288    | 606      |
| Wheel tractors ----- farms, 1987--  | 197        | 225     | 67        | 218    | 130         | 44        | 142    | 160      |
| 1982--  | 227        | 259     | 134       | 276    | 142         | 72        | 148    | 267      |
| number, 1987--  | 626        | 617     | 201       | 663    | 332         | 105       | 357    | 475      |
| 1982--  | 483        | 644     | 345       | 895    | 282         | 146       | 390    | 650      |
| Grain and bean combines <sup>2</sup> ----- farms, 1987--                  | 32         | 133     | 32        | 101    | 17          | 6         | 15     | 116      |
| 1982--  | 16         | 196     | 48        | 145    | 28          | 18        | 47     | 166      |
| number, 1987--  | 56         | 185     | 44        | 144    | 19          | 8         | 21     | 147      |
| 1982--  | 32         | 242     | (D)       | 226    | 33          | 19        | 59     | 209      |
| <b>LIVESTOCK AND POULTRY</b>  |            |         |           |        |             |           |        |          |
| Cattle and calves inventory ----- farms, 1987--                           | 141        | 116     | 69        | 120    | 96          | 35        | 137    | 87       |
| 1982--  | 163        | 157     | 102       | 157    | 116         | 55        | 133    | 135      |
| number, 1987--  | 13 653     | 17 758  | 8 960     | 12 923 | 26 854      | 4 273     | 19 073 | 7 830    |
| 1982--  | 17 366     | 22 122  | 12 450    | 17 705 | 26 444      | 5 663     | 18 009 | 8 905    |
| Cows and heifers that had calved ----- farms, 1987--                      | 137        | 96      | 64        | 109    | 84          | 35        | 130    | 80       |
| 1982--  | 157        | 128     | 89        | 151    | 102         | 54        | 126    | 126      |
| number, 1987--  | 8 831      | 9 665   | 5 096     | 7 675  | 8 377       | 2 122     | 11 330 | 4 150    |
| 1982--  | 10 200     | 11 686  | 6 652     | 10 771 | 12 402      | 3 108     | 10 477 | 4 537    |
| Beef cows ----- farms, 1987--   | 106        | 67      | 50        | 107    | 73          | 35        | 67     | 64       |
| 1982--  | 111        | 87      | 72        | 150    | 77          | 52        | 54     | 86       |
| number, 1987--  | 5 134      | 7 559   | 2 983     | 7 508  | 7 183       | 2 122     | 3 885  | 3 079    |
| 1982--  | 5 583      | 9 202   | 4 244     | 10 600 | 10 093      | (D)       | 2 218  | 2 499    |
| Milk cows ----- farms, 1987--   | 50         | 35      | 22        | 4      | 15          | -         | 74     | 18       |
| 1982--  | 63         | 54      | 30        | 7      | 29          | 5         | 93     | 48       |
| number, 1987--  | 3 697      | 2 106   | 2 113     | 167    | 1 194       | -         | 7 445  | 1 071    |
| 1982--  | 4 617      | 2 484   | 2 408     | 171    | 2 309       | (D)       | 8 259  | 2 038    |
| Heifers and heifer calves ----- farms, 1987--                             | 116        | 100     | 58        | 107    | 78          | 30        | 121    | 72       |
| 1982--  | 3 468      | 4 692   | 2 444     | 2 657  | 8 526       | 1 099     | 5 925  | 2 200    |
| Steers, steer calves, bulls, and bull calves ----- farms, 1987--          | 114        | 92      | 61        | 111    | 78          | 33        | 100    | 68       |
| 1982--  | 1 354      | 3 401   | 1 420     | 2 591  | 9 951       | 1 052     | 1 818  | 1 480    |
| Cattle and calves sold ----- farms, 1987--                                | 144        | 120     | 75        | 126    | 107         | 35        | 146    | 87       |
| 1982--  | 169        | 151     | 103       | 157    | 118         | 55        | 135    | 136      |
| number, 1987--  | 8 097      | 9 410   | 4 952     | 8 669  | 21 114      | 1 946     | 7 885  | 3 971    |
| 1982--  | 7 960      | 10 141  | 5 489     | 9 778  | 15 794      | 2 639     | 6 688  | 3 953    |
| Calves ----- farms, 1987--  | 113        | 92      | 63        | 108    | 76          | 26        | 117    | 75       |
| 1982--  | 3 368      | 3 037   | 2 355     | 4 733  | 6 030       | 864       | 3 916  | 1 780    |
| Cattle ----- farms, 1987--  | 99         | 95      | 65        | 96     | 83          | 26        | 128    | 68       |
| 1982--  | 117        | 126     | 79        | 107    | 91          | 34        | 110    | 96       |
| number, 1987--  | 4 729      | 6 373   | 2 597     | 3 936  | 15 084      | 1 082     | 3 969  | 2 191    |
| 1982--  | 3 542      | 4 957   | 2 454     | 3 995  | 11 537      | 1 095     | 2 893  | 2 018    |
| Fattened on grain and concentrates ----- farms, 1987--                    | 6          | 6       | 2         | 4      | 8           | 2         | 10     | 9        |
| 1982--  | (D)        | 344     | (D)       | (D)    | (D)         | (D)       | 218    | 229      |
| Hogs and pigs inventory ----- farms, 1987--                               | 7          | 39      | 11        | 10     | 5           | 10        | 8      | 16       |
| 1982--  | 31         | 31      | 18        | 17     | 8           | 8         | 12     | 35       |
| number, 1987--  | 2 731      | 15 693  | 4 385     | 406    | 158         | 691       | (D)    | 1 546    |
| 1982--  | 9 522      | 11 545  | 5 068     | 3 553  | 863         | 864       | (D)    | (D)      |
| Used or to be used for breeding ----- farms, 1987--                       | 4          | 28      | 7         | 7      | 1           | 5         | 5      | 13       |
| 1982--  | 23         | 17      | 12        | 7      | 3           | 6         | 5      | 16       |
| number, 1987--  | 367        | 1 761   | 461       | 51     | (D)         | 58        | 123    | 266      |
| 1982--  | 1 413      | 1 080   | 429       | 367    | 51          | 132       | 42     | (D)      |
| Other ----- farms, 1987--   | 7          | 33      | 11        | 9      | 5           | 10        | 6      | 16       |
| 1982--  | 31         | 29      | 17        | 17     | 8           | 7         | 11     | 35       |
| number, 1987--  | 2 364      | 13 932  | 3 924     | 3 355  | (D)         | 633       | (D)    | 1 280    |
| 1982--  | 8 109      | 10 465  | 4 639     | 3 186  | 812         | 732       | (D)    | 6 522    |
| Hogs and pigs sold ----- farms, 1987--                                    | 8          | 37      | 12        | 9      | 3           | 7         | 5      | 11       |
| 1982--  | 32         | 29      | 14        | 15     | 7           | 5         | 9      | 21       |
| number, 1987--  | 7 412      | 21 593  | 5 810     | 769    | 191         | 1 765     | 1 352  | 2 063    |
| 1982--  | 23 021     | 17 050  | 6 393     | 6 075  | 2 594       | 887       | (D)    | (D)      |
| Feeder pigs ----- farms, 1987--   | 2          | 3       | -         | 2      | -           | 2         | 1      | 6        |
| 1982--  | 17         | 5       | 1         | 2      | -           | 2         | 1      | 4        |
| number, 1987--  | (D)        | (D)     | (D)       | (D)    | (D)         | (D)       | (D)    | 775      |
| 1982--  | 10 744     | 266     | (D)       | (D)    | (D)         | (D)       | (D)    | 113      |
| Sheep and lambs inventory ----- farms, 1987--                             | -          | 2       | 2         | 2      | 1           | 1         | 1      | 1        |
| 1982--  | -          | 1       | 2         | -      | 3           | 1         | -      | 1        |
| number, 1987--  | -          | (D)     | (D)       | (D)    | (D)         | (D)       | (D)    | (D)      |
| 1982--  | -          | (D)     | (D)       | (D)    | 60          | (D)       | (D)    | (D)      |
| Sheep and lambs sold ----- farms, 1987--                                  | -          | 1       | 1         | 2      | 1           | 1         | 1      | 1        |
| 1982--  | -          | 1       | 1         | -      | 1           | 1         | -      | 1        |
| number, 1987--  | -          | (D)     | (D)       | (D)    | (D)         | (D)       | (D)    | (D)      |
| 1982--  | -          | (D)     | -         | -      | (D)         | (D)       | -      | (D)      |
| Hens and pullets of laying age inventory ----- farms, 1987--              | 14         | 12      | 2         | 1      | 6           | 3         | 5      | 5        |
| 1982--  | 23         | 13      | 4         | 5      | 7           | 4         | 8      | 12       |
| number, 1987--  | 177 600    | (D)     | (D)       | (D)    | 99          | (D)       | 161    | 77       |
| 1982--  | 225 104    | (D)     | 109       | 73     | (D)         | (D)       | (D)    | (D)      |
| Broilers and other meat-type chickens sold ----- farms, 1987--            | 58         | 1       | 1         | -      | 1           | 20        | -      | 3        |
| 1982--  | 65         | -       | -         | -      | 3           | 22        | -      | 5        |
| number, 1987--  | 16 216 003 | (D)     | (D)       | -      | (D)         | 4 898 892 | -      | 749 139  |
| 1982--  | (D)        | -       | -         | -      | (D)         | 3 774 589 | -      | 749 621  |

See footnotes at end of table.

**Table 16. Farms With Sales of \$10,000 or More: 1987 and 1982—Con.**

[Data for 1987 include abnormal farms. For meaning of abbreviations and symbols, see introductory text]

| Item  | Prentiss | Quitman | Rankin     | Scott      | Sharkey | Simpson    | Smith   | Stone     |
|---|----------|---------|------------|------------|---------|------------|---------|-----------|
| <b>MACHINERY AND EQUIPMENT<sup>1</sup></b>                      |          |         |            |            |         |            |         |           |
| Estimated market value of all machinery and equipment           |          |         |            |            |         |            |         |           |
| ..... farms, 1987..   | 112      | 184     | 219        | 298        | 103     | 195        | 297     | 18        |
| ..... farms, 1982..   | 184      | 241     | 223        | 341        | 130     | 200        | 287     | 65        |
| ..... \$1,000, 1987..   | 6 383    | 19 610  | 11 035     | 17 604     | 21 963  | 11 939     | 12 770  | 323       |
| ..... \$1,000, 1982..   | 10 795   | 28 614  | 12 971     | 18 158     | 29 319  | 12 382     | 11 839  | 4 142     |
| Average per farm..... dollars, 1987..                           | 56 990   | 106 576 | 50 390     | 59 074     | 213 232 | 61 227     | 42 995  | 17 922    |
| ..... dollars, 1982..   | 58 669   | 118 731 | 58 167     | 53 249     | 225 530 | 61 908     | 41 252  | 63 730    |
| Motortrucks, including pickups..... farms, 1987..               | 96       | 184     | 191        | 275        | 101     | 177        | 277     | 17        |
| ..... farms, 1982..   | 182      | 237     | 215        | 331        | 122     | 191        | 248     | 56        |
| ..... number, 1987..  | 266      | 488     | 400        | 547        | 385     | 351        | 507     | 33        |
| ..... number, 1982..  | 432      | 648     | 456        | 758        | 567     | 392        | 407     | 113       |
| Wheel tractors..... farms, 1987..                               | 104      | 184     | 215        | 257        | 101     | 180        | 281     | 18        |
| ..... farms, 1982..   | 165      | 234     | 212        | 306        | 126     | 195        | 260     | 65        |
| ..... number, 1987..  | 294      | 784     | 531        | 591        | 628     | 415        | 625     | 28        |
| ..... number, 1982..  | 532      | 1 030   | 504        | 630        | 809     | 496        | 489     | 141       |
| Grain and bean combines <sup>2</sup> ..... farms, 1987..        | 51       | 133     | 30         | 22         | 76      | 12         | 19      | 1         |
| ..... farms, 1982..   | 146      | 191     | 58         | 27         | 107     | 24         | 37      | 32        |
| ..... number, 1987..  | 77       | 239     | 32         | 24         | 162     | 15         | 36      | (D)       |
| ..... number, 1982..  | 174      | 357     | (D)        | 31         | 196     | 32         | 38      | 41        |
| <b>LIVESTOCK AND POULTRY</b>                                    |          |         |            |            |         |            |         |           |
| Cattle and calves inventory..... farms, 1987..                  | 67       | 10      | 146        | 190        | 3       | 128        | 189     | 29        |
| ..... farms, 1982..   | 94       | 17      | 143        | 207        | 10      | 137        | 174     | 53        |
| ..... number, 1987..  | 4 423    | 796     | 17 569     | 15 309     | (D)     | 10 906     | 11 338  | 3 340     |
| ..... number, 1982..  | 6 673    | 1 046   | 17 521     | 19 144     | 2 771   | 14 596     | 13 159  | 5 928     |
| Cows and heifers that had calved..... farms, 1987..             | 64       | 7       | 129        | 180        | 3       | 120        | 183     | 28        |
| ..... farms, 1982..   | 83       | 16      | 131        | 190        | 10      | 130        | 157     | 50        |
| ..... number, 1987..  | 2 953    | 552     | 9 849      | 9 728      | (D)     | 6 477      | 6 957   | 1 878     |
| ..... number, 1982..  | 3 938    | 567     | 9 181      | 10 347     | 1 496   | 8 202      | 6 981   | 3 386     |
| Beef cows..... farms, 1987..                                    | 53       | 7       | 124        | 175        | 3       | 111        | 176     | 28        |
| ..... farms, 1982..   | 57       | 16      | 122        | 181        | 8       | 117        | 150     | 46        |
| ..... number, 1987..  | 1 932    | 552     | 9 043      | 9 205      | (D)     | 6 097      | 6 796   | (D)       |
| ..... number, 1982..  | 2 121    | 567     | 8 614      | 9 589      | (D)     | 7 115      | 6 690   | 3 079     |
| Milk cows..... farms, 1987..                                    | 12       | -       | 5          | 8          | -       | 14         | 10      | 1         |
| ..... farms, 1982..   | 28       | -       | 12         | 12         | 3       | 20         | 10      | 7         |
| ..... number, 1987..  | 1 021    | -       | 806        | 523        | -       | 380        | 161     | (D)       |
| ..... number, 1982..  | 1 817    | -       | 567        | 758        | (D)     | 1 087      | 291     | 307       |
| Heifers and heifer calves..... farms, 1987..                    | 45       | 4       | 125        | 144        | 1       | 109        | 154     | 24        |
| ..... farms, 1982..   | 789      | (D)     | 4 473      | 3 058      | (D)     | 2 159      | 2 203   | 858       |
| Steers, steer calves, bulls, and bull calves..... farms, 1987.. | 51       | 7       | 130        | 164        | 2       | 118        | 167     | 24        |
| ..... farms, 1982..   | 681      | (D)     | 3 247      | 2 523      | (D)     | 2 270      | 2 178   | 604       |
| Cattle and calves sold..... farms, 1987..                       | 70       | 9       | 149        | 197        | 2       | 129        | 195     | 33        |
| ..... farms, 1982..   | 93       | 16      | 144        | 208        | 7       | 139        | 177     | 55        |
| ..... number, 1987..  | 3 514    | (D)     | 10 235     | 8 527      | (D)     | 8 141      | 7 871   | 2 907     |
| ..... number, 1982..  | 4 286    | 471     | 7 868      | 9 448      | (D)     | 7 598      | 7 695   | 4 595     |
| Calves..... farms, 1987..                                       | 57       | 7       | 114        | 176        | 1       | 109        | 182     | 23        |
| ..... farms, 1982..   | 1 316    | (D)     | 3 866      | 5 869      | (D)     | 5 020      | 5 151   | 1 178     |
| Cattle..... farms, 1987..                                       | 52       | 4       | 112        | 107        | 2       | 90         | 117     | 26        |
| ..... farms, 1982..   | 58       | 14      | 111        | 115        | 7       | 91         | 115     | 44        |
| ..... number, 1987..  | 2 198    | (D)     | 6 369      | 2 658      | (D)     | 3 121      | 2 720   | 1 729     |
| ..... number, 1982..  | 1 822    | 235     | 4 703      | 4 440      | (D)     | 3 149      | 3 289   | 2 888     |
| Fattened on grain and concentrates..... farms, 1987..           | 2        | 2       | 9          | 8          | -       | 7          | 15      | 2         |
| ..... farms, 1982..   | (D)      | (D)     | 582        | 233        | -       | 284        | 274     | (D)       |
| Hogs and pigs inventory..... farms, 1987..                      | 14       | 3       | 18         | 12         | 3       | 17         | 12      | 9         |
| ..... farms, 1982..   | 24       | 4       | 21         | 25         | 4       | 17         | 17      | 11        |
| ..... number, 1987..  | 3 573    | 35      | 11 571     | 1 262      | (D)     | 6 700      | 786     | 2 680     |
| ..... number, 1982..  | 3 811    | 31      | 10 506     | 4 375      | (D)     | 4 599      | 1 986   | 3 096     |
| Used or to be used for breeding..... farms, 1987..              | 11       | 1       | 15         | 7          | 1       | 12         | 11      | 4         |
| ..... farms, 1982..   | 15       | 2       | 15         | 10         | -       | 9          | 11      | 5         |
| ..... number, 1987..  | 361      | (D)     | 1 438      | 101        | (D)     | 677        | 176     | 343       |
| ..... number, 1982..  | 288      | (D)     | 1 671      | 640        | -       | 487        | 242     | 265       |
| Other..... farms, 1987..  | 14       | 3       | 13         | 12         | 3       | 16         | 8       | 9         |
| ..... farms, 1982..   | 22       | 3       | 21         | 23         | 4       | 17         | 15      | 10        |
| ..... number, 1987..  | 3 212    | (D)     | 10 133     | 1 161      | (D)     | 6 023      | 610     | 2 337     |
| ..... number, 1982..  | 3 523    | (D)     | 8 835      | 3 735      | (D)     | 4 112      | 1 744   | 2 831     |
| Hogs and pigs sold..... farms, 1987..                           | 14       | 3       | 18         | 10         | 3       | 15         | 11      | 7         |
| ..... farms, 1982..   | 19       | 3       | 22         | 22         | 1       | 15         | 15      | 10        |
| ..... number, 1987..  | 4 911    | 58      | 18 300     | 2 058      | (D)     | 10 242     | 1 822   | 3 097     |
| ..... number, 1982..  | 5 278    | 35      | 19 479     | 8 674      | (D)     | 5 748      | 3 113   | 4 777     |
| Feeder pigs..... farms, 1987..                                  | 4        | 1       | 7          | 2          | -       | 3          | 4       | -         |
| ..... farms, 1982..   | 2        | -       | 8          | 7          | -       | 2          | 5       | 2         |
| ..... number, 1987..  | 590      | (D)     | (D)        | (D)        | -       | 86         | (D)     | -         |
| ..... number, 1982..  | (D)      | (D)     | 1 030      | (D)        | -       | (D)        | 1 951   | (D)       |
| Sheep and lambs inventory..... farms, 1987..                    | 1        | 1       | 4          | 1          | -       | 2          | 2       | 1         |
| ..... farms, 1982..   | -        | -       | 5          | -          | -       | -          | -       | 1         |
| ..... number, 1987..  | (D)      | (D)     | 76         | (D)        | -       | (D)        | (D)     | (D)       |
| ..... number, 1982..  | -        | (D)     | 168        | -          | -       | -          | -       | (D)       |
| Sheep and lambs sold..... farms, 1987..                         | 1        | -       | 4          | -          | -       | 1          | -       | 1         |
| ..... farms, 1982..   | -        | -       | 5          | -          | -       | -          | -       | -         |
| ..... number, 1987..  | (D)      | -       | 62         | -          | -       | (D)        | -       | (D)       |
| ..... number, 1982..  | -        | -       | (D)        | -          | -       | -          | -       | -         |
| Hens and pullets of laying age inventory..... farms, 1987..     | 5        | 1       | 17         | 26         | 2       | 25         | 17      | 6         |
| ..... farms, 1982..   | 18       | 4       | 32         | 45         | 3       | 32         | 13      | 5         |
| ..... number, 1987..  | (D)      | (D)     | 286 837    | 585 582    | (D)     | (D)        | 229 225 | (D)       |
| ..... number, 1982..  | 32 089   | 28      | (D)        | 708 147    | (D)     | 723 883    | 212 396 | 99        |
| Broilers and other meat-type chickens sold..... farms, 1987..   | -        | -       | 45         | 170        | -       | 68         | 161     | 5         |
| ..... farms, 1982..   | -        | -       | 52         | 189        | -       | 57         | 176     | 7         |
| ..... number, 1987..  | -        | -       | 11 326 328 | 54 298 043 | -       | (D)        | (D)     | 1 179 638 |
| ..... number, 1982..  | -        | -       | (D)        | 43 095 085 | -       | 11 887 870 | (D)     | 973 638   |

See footnotes at end of table.

**Table 16. Farms With Sales of \$10,000 or More: 1987 and 1982—Con.**

[Data for 1987 include abnormal farms. For meaning of abbreviations and symbols, see introductory text]

| Item  | Sunflower | Tallahatchie | Tate   | Tippah | Tishomingo | Tunica  | Union  | Walthall |
|---|-----------|--------------|--------|--------|------------|---------|--------|----------|
| <b>MACHINERY AND EQUIPMENT<sup>1</sup></b>            |           |              |        |        |            |         |        |          |
| Estimated market value of all machinery and equipment |           |              |        |        |            |         |        |          |
| ..... farms, 1987                                     | 366       | 241          | 197    | 113    | 37         | 131     | 144    | 136      |
| ..... farms, 1982                                     | 358       | 264          | 223    | 167    | 70         | 126     | 226    | 204      |
| ..... \$1,000, 1987                                   | 48 320    | 30 978       | 13 300 | 5 831  | 1 765      | 22 366  | 6 451  | 7 110    |
| ..... \$1,000, 1982                                   | 53 187    | 36 096       | 14 276 | 9 669  | 3 683      | 24 953  | 15 153 | 12 680   |
| Average per farm                                      |           |              |        |        |            |         |        |          |
| ..... dollars, 1987                                   | 132 021   | 128 541      | 67 514 | 51 600 | 47 689     | 170 731 | 44 796 | 52 277   |
| ..... dollars, 1982                                   | 148 568   | 136 727      | 64 016 | 57 900 | 52 612     | 198 039 | 67 049 | 62 158   |
| Motortrucks, including pickups                        |           |              |        |        |            |         |        |          |
| ..... farms, 1987                                     | 303       | 214          | 179    | 113    | 37         | 126     | 137    | 136      |
| ..... farms, 1982                                     | 341       | 259          | 202    | 161    | 60         | 121     | 209    | 194      |
| ..... number, 1987                                    | 936       | 637          | 416    | 244    | 85         | 439     | 312    | 308      |
| ..... number, 1982                                    | 985       | 710          | 459    | 369    | 154        | 462     | 495    | 382      |
| Wheel tractors  |           |              |        |        |            |         |        |          |
| ..... farms, 1987                                     | 323       | 240          | 171    | 94     | 37         | 123     | 121    | 120      |
| ..... farms, 1982                                     | 346       | 250          | 208    | 167    | 59         | 121     | 218    | 168      |
| ..... number, 1987                                    | 1 523     | 998          | 470    | 275    | 83         | 639     | 350    | 307      |
| ..... number, 1982                                    | 1 742     | 1 119        | 552    | 446    | 162        | 643     | 536    | 470      |
| Grain and bean combines <sup>2</sup>                  |           |              |        |        |            |         |        |          |
| ..... farms, 1987                                     | 174       | 146          | 83     | 29     | 14         | 93      | 57     | 32       |
| ..... farms, 1982                                     | 240       | 195          | 108    | 88     | 30         | 104     | 102    | 48       |
| ..... number, 1987                                    | 278       | 225          | 98     | 53     | 23         | 191     | 66     | 35       |
| ..... number, 1982                                    | 401       | 289          | 153    | 111    | 38         | 195     | 110    | 63       |
| <b>LIVESTOCK AND POULTRY</b>                          |           |              |        |        |            |         |        |          |
| Cattle and calves inventory                           |           |              |        |        |            |         |        |          |
| ..... farms, 1987                                     | 23        | 49           | 144    | 89     | 31         | 6       | 84     | 155      |
| ..... farms, 1982                                     | 46        | 73           | 164    | 120    | 39         | 10      | 128    | 176      |
| ..... number, 1987                                    | 2 790     | 4 328        | 18 676 | 5 699  | 2 286      | 888     | 5 146  | 19 276   |
| ..... number, 1982                                    | 5 976     | 6 346        | 20 889 | 6 937  | 2 576      | (D)     | 7 976  | 24 365   |
| Cows and heifers that had calved                      |           |              |        |        |            |         |        |          |
| ..... farms, 1987                                     | 21        | 48           | 133    | 84     | 31         | 6       | 77     | 147      |
| ..... farms, 1982                                     | 36        | 71           | 156    | 112    | 37         | 10      | 117    | 172      |
| ..... number, 1987                                    | 1 673     | 2 840        | 11 583 | 3 377  | 1 428      | 586     | 2 827  | 11 695   |
| ..... number, 1982                                    | 2 992     | 3 744        | 11 175 | 4 120  | 1 452      | (D)     | 4 617  | 14 203   |
| Beef cows   |           |              |        |        |            |         |        |          |
| ..... farms, 1987                                     | 21        | 47           | 108    | 64     | 27         | 5       | 62     | 77       |
| ..... farms, 1982                                     | 36        | 69           | 125    | 85     | 32         | 9       | 93     | 77       |
| ..... number, 1987                                    | 1 673     | (D)          | 7 915  | 2 059  | 1 242      | (D)     | 2 071  | 4 126    |
| ..... number, 1982                                    | 2 992     | (D)          | 7 139  | 2 751  | 1 267      | (D)     | 2 858  | 4 890    |
| Milk cows   |           |              |        |        |            |         |        |          |
| ..... farms, 1987                                     | -         | 1            | 33     | 23     | 5          | 1       | 19     | 79       |
| ..... farms, 1982                                     | -         | 3            | 42     | 33     | 6          | 2       | 37     | 111      |
| ..... number, 1987                                    | -         | (D)          | 3 668  | 1 318  | 186        | (D)     | 756    | 7 569    |
| ..... number, 1982                                    | -         | (D)          | 4 036  | 1 369  | 185        | (D)     | 1 759  | 9 313    |
| Heifers and heifer calves                             |           |              |        |        |            |         |        |          |
| ..... farms, 1987                                     | 18        | 42           | 116    | 73     | 23         | 4       | 69     | 135      |
| ..... farms, 1982                                     | 572       | 947          | 4 279  | 1 420  | 495        | (D)     | 1 313  | 5 721    |
| Steers, steer calves, bulls, and bull calves          |           |              |        |        |            |         |        |          |
| ..... farms, 1987                                     | 22        | 44           | 121    | 73     | 26         | 4       | 70     | 129      |
| ..... farms, 1982                                     | 545       | 541          | 2 814  | 902    | 363        | (D)     | 1 006  | 1 860    |
| Cattle and calves sold                                |           |              |        |        |            |         |        |          |
| ..... farms, 1987                                     | 23        | 51           | 143    | 89     | 31         | 5       | 88     | 163      |
| ..... farms, 1982                                     | 42        | 73           | 163    | 118    | 38         | 9       | 129    | 177      |
| ..... number, 1987                                    | 2 246     | 2 452        | 9 091  | 2 942  | 1 086      | 402     | 2 889  | 8 836    |
| ..... number, 1982                                    | 2 726     | 2 262        | 7 974  | 3 416  | 1 019      | (D)     | 3 573  | 8 553    |
| Calves  |           |              |        |        |            |         |        |          |
| ..... farms, 1987                                     | 17        | 47           | 111    | 78     | 24         | 4       | 64     | 144      |
| ..... farms, 1982                                     | 413       | 1 577        | 4 474  | 1 945  | 466        | 194     | 1 244  | 4 966    |
| Cattle  |           |              |        |        |            |         |        |          |
| ..... farms, 1987                                     | 18        | 35           | 104    | 62     | 22         | 5       | 67     | 133      |
| ..... farms, 1982                                     | 32        | 38           | 119    | 96     | 31         | 9       | 79     | 149      |
| ..... number, 1987                                    | 1 833     | 875          | 4 617  | 997    | 620        | 208     | 1 645  | 3 870    |
| ..... number, 1982                                    | 1 500     | 578          | 3 584  | 1 604  | 389        | (D)     | 1 472  | 3 488    |
| Fattened on grain and concentrates                    |           |              |        |        |            |         |        |          |
| ..... farms, 1987                                     | 1         | -            | 6      | 7      | 1          | -       | 7      | 8        |
| ..... farms, 1982                                     | (D)       | -            | 581    | 205    | (D)        | -       | 89     | 246      |
| Hogs and pigs inventory                               |           |              |        |        |            |         |        |          |
| ..... farms, 1987                                     | 6         | 10           | 14     | 17     | 8          | 1       | 18     | 15       |
| ..... farms, 1982                                     | 6         | 18           | 28     | 24     | 15         | 6       | 33     | 17       |
| ..... number, 1987                                    | (D)       | 3 519        | 1 321  | 1 001  | 2 064      | (D)     | 1 278  | 2 887    |
| ..... number, 1982                                    | (D)       | 7 716        | 5 749  | 1 064  | 6 282      | 38      | 3 129  | 1 510    |
| Used or to be used for breeding                       |           |              |        |        |            |         |        |          |
| ..... farms, 1987                                     | 6         | 4            | 9      | 7      | 6          | 1       | 12     | 12       |
| ..... farms, 1982                                     | 1         | 14           | 13     | 17     | 11         | 4       | 24     | 7        |
| ..... number, 1987                                    | (D)       | (D)          | 220    | 111    | 192        | (D)     | 242    | 528      |
| ..... number, 1982                                    | (D)       | 762          | 213    | 159    | 236        | (D)     | 261    | 135      |
| Other   |           |              |        |        |            |         |        |          |
| ..... farms, 1987                                     | 5         | 7            | 14     | 17     | 8          | 1       | 18     | 14       |
| ..... farms, 1982                                     | 6         | 18           | 27     | 21     | 15         | 5       | 31     | 17       |
| ..... number, 1987                                    | (D)       | 18           | 1 101  | 890    | 1 872      | (D)     | 1 036  | 2 359    |
| ..... number, 1982                                    | (D)       | 6 954        | 5 536  | 905    | 6 046      | (D)     | 2 868  | 1 375    |
| Hogs and pigs sold                                    |           |              |        |        |            |         |        |          |
| ..... farms, 1987                                     | 5         | 8            | 15     | 13     | 8          | 1       | 15     | 14       |
| ..... farms, 1982                                     | 2         | 13           | 20     | 23     | 16         | 3       | 27     | 14       |
| ..... number, 1987                                    | (D)       | (D)          | 1 908  | 1 633  | 3 775      | (D)     | 2 899  | 3 857    |
| ..... number, 1982                                    | (D)       | 11 535       | 5 829  | 3 273  | 6 471      | (D)     | 5 079  | 2 174    |
| Feeder pigs   |           |              |        |        |            |         |        |          |
| ..... farms, 1987                                     | -         | -            | 3      | 2      | 2          | -       | 4      | -        |
| ..... farms, 1982                                     | -         | 4            | 2      | 3      | 2          | -       | 13     | 2        |
| ..... number, 1987                                    | -         | -            | (D)    | (D)    | (D)        | -       | (D)    | -        |
| ..... number, 1982                                    | -         | 76           | (D)    | 96     | (D)        | -       | 2 214  | (D)      |
| Sheep and lambs inventory                             |           |              |        |        |            |         |        |          |
| ..... farms, 1987                                     | 1         | -            | 1      | 1      | -          | -       | 3      | -        |
| ..... farms, 1982                                     | 1         | -            | -      | 2      | -          | 1       | -      | -        |
| ..... number, 1987                                    | (D)       | -            | (D)    | (D)    | -          | -       | (D)    | -        |
| ..... number, 1982                                    | (D)       | -            | -      | (D)    | -          | (D)     | -      | -        |
| Sheep and lambs sold                                  |           |              |        |        |            |         |        |          |
| ..... farms, 1987                                     | -         | -            | 1      | 1      | -          | -       | 3      | -        |
| ..... farms, 1982                                     | -         | -            | -      | -      | -          | -       | -      | -        |
| ..... number, 1987                                    | -         | -            | (D)    | (D)    | -          | -       | (D)    | -        |
| ..... number, 1982                                    | (D)       | -            | -      | (D)    | -          | -       | -      | -        |
| Hens and pullets of laying age inventory              |           |              |        |        |            |         |        |          |
| ..... farms, 1987                                     | 2         | 3            | 7      | 6      | 5          | 5       | 6      | 9        |
| ..... farms, 1982                                     | 3         | 14           | 14     | 16     | 9          | 7       | 7      | 8        |
| ..... number, 1987                                    | (D)       | (D)          | (D)    | 157    | (D)        | (D)     | (D)    | 129      |
| ..... number, 1982                                    | (D)       | (D)          | (D)    | (D)    | 1 004      | 305     | 133    | 135      |
| Broilers and other meat-type chickens sold            |           |              |        |        |            |         |        |          |
| ..... farms, 1987                                     | -         | -            | -      | -      | -          | -       | 2      | -        |
| ..... farms, 1982                                     | -         | -            | -      | -      | -          | -       | 2      | -        |
| ..... number, 1987                                    | -         | -            | -      | -      | -          | -       | (D)    | -        |
| ..... number, 1982                                    | -         | -            | -      | -      | -          | -       | (D)    | -        |

See footnotes at end of table.

**Table 16. Farms With Sales of \$10,000 or More: 1987 and 1982—Con.**

[Data for 1987 include abnormal farms. For meaning of abbreviations and symbols, see introductory text]

| Item   | Warren  | Washington | Wayne  | Webster | Wilkinson | Winston | Yalobusha | Yazoo   |
|--|---------|------------|--------|---------|-----------|---------|-----------|---------|
| <b>MACHINERY AND EQUIPMENT<sup>1</sup></b>                                 |         |            |        |         |           |         |           |         |
| Estimated market value of all machinery and equipment ----- farms, 1987 .. | 95      | 307        | 153    | 97      | 40        | 106     | 46        | 319     |
| 1982 ..  | 78      | 340        | 117    | 116     | 55        | 128     | 95        | 269     |
| \$1,000, 1987 ..   | 6 926   | 48 864     | 5 298  | 6 896   | 2 303     | 5 492   | 3 782     | 33 688  |
| 1982 ..  | 8 806   | 60 113     | 4 425  | 5 856   | 5 058     | 7 862   | 7 265     | 39 766  |
| Average per farm ----- dollars, 1987 ..                                    | 72 908  | 159 167    | 34 627 | 71 098  | 57 575    | 51 812  | 82 224    | 105 542 |
| 1982 ..  | 112 892 | 176 804    | 37 820 | 50 481  | 91 968    | 61 418  | 76 471    | 147 829 |
| Motortrucks, including pickups ----- farms, 1987 ..                        | 95      | 254        | 142    | 90      | 40        | 95      | 46        | 295     |
| 1982 ..  | 78      | 327        | 109    | 115     | 55        | 121     | 72        | 255     |
| number, 1987 ..  | 262     | 940        | 259    | 181     | 97        | 153     | 121       | 778     |
| 1982 ..  | 194     | 1 131      | 169    | 235     | 130       | 233     | 204       | 796     |
| Wheel tractors ----- farms, 1987 ..  | 85      | 272        | 147    | 82      | 40        | 106     | 45        | 292     |
| 1982 ..  | 70      | 334        | 92     | 95      | 55        | 122     | 82        | 251     |
| number, 1987 ..  | 300     | 1 389      | 389    | 229     | 117       | 211     | 184       | 972     |
| 1982 ..  | 239     | 1 766      | 168    | 247     | 214       | 281     | 289       | 1 112   |
| Grain and bean combines <sup>2</sup> ----- farms, 1987 ..                  | 24      | 154        | 25     | 35      | 19        | 6       | 22        | 111     |
| 1982 ..  | 15      | 223        | 10     | 37      | 27        | 22      | 29        | 112     |
| number, 1987 ..  | 33      | 287        | 28     | 39      | 25        | 6       | 28        | 137     |
| 1982 ..  | 33      | 413        | 14     | 51      | 47        | 23      | 33        | 146     |
| <b>LIVESTOCK AND POULTRY</b>   |         |            |        |         |           |         |           |         |
| Cattle and calves inventory ----- farms, 1987 ..                           | 45      | 19         | 95     | 57      | 40        | 87      | 46        | 108     |
| 1982 ..  | 41      | 26         | 76     | 66      | 56        | 98      | 62        | 110     |
| number, 1987 ..  | 5 124   | 1 318      | 8 786  | 4 427   | 11 123    | 8 941   | 4 529     | 14 205  |
| 1982 ..  | 6 791   | 2 908      | 6 480  | 5 917   | 15 332    | 12 052  | 6 483     | 17 148  |
| Cows and heifers that had calved ----- farms, 1987 ..                      | 43      | 13         | 88     | 56      | 34        | 86      | 45        | 105     |
| 1982 ..  | 40      | 25         | 88     | 59      | 55        | 94      | 60        | 107     |
| number, 1987 ..  | 3 147   | 758        | 4 679  | 2 736   | 6 798     | 5 657   | 2 717     | 8 350   |
| 1982 ..  | 3 904   | 1 527      | 2 883  | 2 927   | 10 124    | 7 635   | 3 818     | 9 751   |
| Beef cows ----- farms, 1987 ..   | 43      | 13         | 88     | 48      | 34        | 71      | 40        | 102     |
| 1982 ..  | 40      | 24         | 66     | 54      | 55        | 73      | 57        | 105     |
| number, 1987 ..  | 3 147   | (D)        | 4 689  | 2 249   | (D)       | 4 497   | (D)       | 8 164   |
| 1982 ..  | 3 904   | (D)        | 2 871  | 2 466   | (D)       | 5 206   | 3 435     | 9 610   |
| Milk cows ----- farms, 1987 ..   | -       | 1          | 6      | 8       | 1         | 18      | 7         | 6       |
| 1982 ..  | -       | 1          | 5      | 8       | 1         | 31      | 5         | 5       |
| number, 1987 ..  | -       | (D)        | 10     | 487     | (D)       | 1 160   | (D)       | 186     |
| 1982 ..  | -       | (D)        | 12     | 461     | (D)       | 2 429   | 383       | 141     |
| Heifers and heifer calves ----- farms, 1987 ..                             | 37      | 14         | 81     | 45      | 33        | 78      | 42        | 98      |
| number, 1987 ..  | 1 265   | 256        | 2 241  | 1 038   | 2 331     | 2 056   | 1 079     | 3 285   |
| Steers, steer calves, bulls, and bull calves ----- farms, 1987 ..          | 38      | 16         | 91     | 50      | 38        | 82      | 42        | 104     |
| number, 1987 ..  | 712     | 304        | 1 866  | 853     | 1 994     | 1 228   | 733       | 2 570   |
| Cattle and calves sold ----- farms, 1987 ..                                | 45      | 19         | 100    | 59      | 45        | 87      | 45        | 110     |
| 1982 ..  | 40      | 28         | 78     | 65      | 57        | 100     | 64        | 112     |
| number, 1987 ..  | 3 138   | 1 330      | 5 379  | 2 253   | 6 247     | 4 333   | 2 355     | 8 501   |
| 1982 ..  | 3 029   | 1 259      | 3 357  | 2 595   | 6 961     | 5 144   | 3 219     | 8 454   |
| Calves ----- farms, 1987 ..  | 41      | 11         | 80     | 52      | 34        | 77      | 42        | 88      |
| number, 1987 ..  | 2 224   | 359        | 2 209  | 1 484   | 2 291     | 2 494   | 1 402     | 4 589   |
| Cattle ----- farms, 1987 ..  | 34      | 17         | 72     | 38      | 40        | 71      | 31        | 88      |
| 1982 ..  | 28      | 25         | 58     | 34      | 49        | 70      | 48        | 75      |
| number, 1987 ..  | 1 125   | 971        | 3 170  | 769     | 3 956     | 1 839   | 953       | 3 912   |
| 1982 ..  | 1 125   | 783        | 1 798  | 1 448   | 4 190     | 2 000   | 1 289     | 3 943   |
| Fattened on grain and concentrates ----- farms, 1987 ..                    | 3       | -          | 5      | 4       | -         | 2       | -         | 4       |
| number, 1987 ..  | (D)     | -          | 246    | 151     | -         | (D)     | -         | 115     |
| Hogs and pigs inventory ----- farms, 1987 ..                               | 7       | 3          | 16     | 7       | 2         | 9       | 4         | 28      |
| 1982 ..  | 8       | 7          | 19     | 15      | 2         | 14      | 8         | 28      |
| number, 1987 ..  | 2 009   | 43         | 1 734  | 498     | (D)       | 588     | (D)       | 12 109  |
| 1982 ..  | 1 430   | 133        | 1 389  | 1 811   | (D)       | 680     | (D)       | 10 035  |
| Used or to be used for breeding ----- farms, 1987 ..                       | 4       | 3          | 13     | 4       | 2         | 8       | 2         | 26      |
| 1982 ..  | 6       | 3          | 14     | 10      | 1         | 12      | 6         | 21      |
| number, 1987 ..  | (D)     | (D)        | 177    | 54      | (D)       | 111     | (D)       | 1 556   |
| 1982 ..  | 188     | (D)        | 233    | 251     | (D)       | 93      | (D)       | 1 124   |
| Other ----- farms, 1987 ..   | 7       | 3          | 14     | 7       | 2         | 7       | 4         | 28      |
| 1982 ..  | 7       | 7          | 17     | 12      | 2         | 10      | 8         | 28      |
| number, 1987 ..  | (D)     | (D)        | 1 557  | 444     | (D)       | 477     | (D)       | 10 553  |
| 1982 ..  | 1 242   | (D)        | 1 156  | 1 560   | (D)       | 587     | (D)       | 8 911   |
| Hogs and pigs sold ----- farms, 1987 ..                                    | 8       | 2          | 17     | 6       | 2         | 9       | 4         | 29      |
| 1982 ..  | 7       | 8          | 19     | 12      | 2         | 13      | 5         | 28      |
| number, 1987 ..  | 2 976   | (D)        | 2 435  | 940     | (D)       | 1 024   | (D)       | 20 282  |
| 1982 ..  | 2 310   | 145        | 4 482  | 3 096   | (D)       | 962     | (D)       | 14 124  |
| Feeder pigs ----- farms, 1987 ..   | 1       | -          | 8      | 4       | -         | -       | -         | 12      |
| 1982 ..  | 2       | -          | 8      | 3       | -         | 1       | 1         | 3       |
| number, 1987 ..  | (D)     | -          | 777    | 275     | -         | -       | -         | 1 996   |
| 1982 ..  | (D)     | -          | 1 692  | 105     | (D)       | (D)     | (D)       | (D)     |
| Sheep and lambs inventory ----- farms, 1987 ..                             | -       | -          | 2      | -       | -         | -       | -         | 2       |
| 1982 ..  | 1       | 1          | 1      | -       | -         | -       | -         | -       |
| number, 1987 ..  | -       | -          | (D)    | -       | -         | -       | -         | (D)     |
| 1982 ..  | (D)     | (D)        | (D)    | -       | -         | -       | -         | -       |
| Sheep and lambs sold ----- farms, 1987 ..                                  | -       | -          | 1      | -       | -         | -       | -         | 2       |
| 1982 ..  | 1       | 1          | 1      | -       | -         | -       | -         | -       |
| number, 1987 ..  | -       | -          | (D)    | -       | -         | -       | -         | (D)     |
| 1982 ..  | (D)     | (D)        | (D)    | -       | -         | -       | -         | -       |
| Hens and pullets of laying age inventory ----- farms, 1987 ..              | 4       | 3          | 9      | 3       | 4         | 3       | 2         | 1       |
| 1982 ..  | 7       | 4          | 7      | 5       | 3         | 5       | 7         | 7       |
| number, 1987 ..  | (D)     | (D)        | 36 505 | 62      | (D)       | (D)     | (D)       | (D)     |
| 1982 ..  | (D)     | (D)        | 68     | 62      | 46        | (D)     | 147       | 142     |
| Broilers and other meat-type chickens sold ----- farms, 1987 ..            | -       | -          | 71     | -       | -         | 4       | -         | -       |
| 1982 ..  | -       | 1          | 8      | -       | -         | 3       | -         | -       |
| number, 1987 ..  | -       | -          | 12 797 | 485     | -         | 998 353 | -         | -       |
| 1982 ..  | -       | (D)        | (D)    | -       | -         | (D)     | -         | -       |

See footnotes at end of table.

**Table 16. Farms With Sales of \$10,000 or More: 1987 and 1982—Con.**

[Data for 1987 include abnormal farms. For meaning of abbreviations and symbols, see introductory text]

| Item   | Mississippi       | Adams      | Alcorn  | Amite     | Attala  | Benton  | Bolivar |
|--|-------------------|------------|---------|-----------|---------|---------|---------|
| <b>CROPS HARVESTED</b>   |                   |            |         |           |         |         |         |
| Corn for grain or seed ----- farms, 1987..   | 1 479             | 3          | 41      | 11        | 21      | 39      | 3       |
|  | 1982..            | 1 325      | 6       | 36        | 16      | 21      | 7       |
|  | acres, 1987..     | 99 259     | (D)     | 2 915     | 1 078   | 1 282   | 2 197   |
|  | 1982..            | 52 560     | 631     | 881       | 639     | 947     | 334     |
|  | bushels, 1987..   | 8 327 995  | (D)     | 289 604   | 77 775  | 106 390 | 219 820 |
|  | 1982..            | 3 576 047  | (D)     | 72 095    | 28 795  | 53 307  | 25 515  |
| Wheat for grain ----- farms, 1987..  | 1 679             | 6          | 6       | 4         | 7       | 7       | 148     |
|  | 1982..            | 3 588      | 7       | 38        | 18      | 21      | 228     |
|  | acres, 1987..     | 272 780    | (D)     | 580       | 546     | 585     | 817     |
|  | 1982..            | 787 123    | 1 487   | 4 616     | (D)     | 2 927   | 1 584   |
|  | bushels, 1987..   | 9 437 289  | (D)     | 15 262    | 27 370  | 12 255  | 24 370  |
|  | 1982..            | 28 648 727 | 47 273  | 123 479   | (D)     | 91 271  | 47 862  |
| Rice ----- farms, 1987..   | 797               | -          | -       | -         | -       | -       | 213     |
|  | 1982..            | 707        | -       | -         | -       | -       | 196     |
|  | acres, 1987..     | 195 288    | -       | -         | -       | -       | (D)     |
|  | 1982..            | 240 232    | -       | -         | -       | -       | (D)     |
|  | cwt, 1987..       | 10 460 139 | -       | -         | -       | -       | (D)     |
|  | 1982..            | 10 104 248 | -       | -         | -       | -       | (D)     |
| Cotton----- farms, 1987..  | 3 574             | 9          | 24      | -         | 52      | 54      | 163     |
|  | 1982..            | 3 102      | 4       | 11        | -       | 36      | 117     |
|  | acres, 1987..     | 1 019 039  | 2 806   | (D)       | -       | 8 858   | 10 453  |
|  | 1982..            | 968 950    | (D)     | 620       | -       | 7 639   | 8 546   |
|  | bales, 1987..     | 1 646 421  | 5 594   | 1 873     | -       | 13 709  | 13 991  |
|  | 1982..            | 1 632 849  | (D)     | 564       | -       | 12 933  | 10 879  |
| Soybeans for beans ----- farms, 1987..   | 4 710             | 19         | 50      | 4         | 22      | 47      | 311     |
|  | 1982..            | 7 596      | 38      | 119       | 34      | 61      | 366     |
|  | acres, 1987..     | 1 928 274  | 26 822  | 12 774    | 686     | 3 759   | 12 898  |
|  | 1982..            | 3 330 329  | 34 789  | 30 305    | 10 455  | 17 189  | 24 788  |
|  | bushels, 1987..   | 40 276 922 | 885 894 | 220 696   | (D)     | 59 106  | 277 563 |
|  | 1982..            | 79 560 611 | 969 705 | 728 739   | 236 400 | 325 913 | 616 282 |
| Hay—alfalfa, other tame, small grain, wild,<br>grass silage, green chop, etc. (see text) ----- farms, 1987.. | 5 230             | 17         | 47      | 103       | 54      | 39      | 4       |
|  | 1982..            | 5 746      | 16      | 69        | 122     | 73      | 36      |
|  | acres, 1987..     | 360 541    | 1 183   | 2 195     | 13 138  | 3 119   | 937     |
|  | 1982..            | 358 612    | 903     | 2 475     | 11 279  | 4 525   | 1 235   |
|  | tons, dry, 1987.. | 729 862    | (D)     | 5 822     | 24 894  | 5 768   | (D)     |
|  | 1982..            | 750 538    | 2 554   | 3 800     | 19 857  | 8 634   | 2 191   |
| <b>CROPS HARVESTED</b>   |                   |            |         |           |         |         |         |
| Corn for grain or seed ----- farms, 1987..   | 31                | 26         | 33      | 5         | 13      | 16      | 15      |
|  | 1982..            | 23         | 24      | 18        | 6       | 6       | 9       |
|  | acres, 1987..     | 1 570      | 1 254   | 3 752     | 36      | 1 346   | 531     |
|  | 1982..            | 307        | 1 197   | 413       | 277     | 64      | 282     |
|  | bushels, 1987..   | 138 557    | 132 779 | 393 184   | 2 240   | 113 910 | 30 790  |
|  | 1982..            | 22 153     | 92 794  | 30 862    | 13 415  | 4 490   | 13 490  |
| Wheat for grain ----- farms, 1987..  | 21                | 16         | 26      | 3         | 9       | 2       | 19      |
|  | 1982..            | 83         | 44      | 73        | 24      | 13      | 56      |
|  | acres, 1987..     | 1 023      | 1 009   | 2 620     | (D)     | (D)     | (D)     |
|  | 1982..            | 9 460      | 5 607   | 14 189    | 4 137   | (D)     | 2 045   |
|  | bushels, 1987..   | 33 921     | 28 224  | 66 392    | (D)     | (D)     | (D)     |
|  | 1982..            | 335 530    | 189 339 | 429 617   | 127 727 | (D)     | 59 466  |
| Rice ----- farms, 1987..   | -                 | -          | -       | -         | -       | -       | -       |
|  | 1982..            | -          | -       | -         | -       | -       | -       |
|  | acres, 1987..     | -          | -       | -         | -       | -       | -       |
|  | 1982..            | -          | -       | -         | -       | -       | -       |
|  | cwt, 1987..       | -          | -       | -         | -       | -       | -       |
|  | 1982..            | -          | -       | -         | -       | -       | -       |
| Cotton----- farms, 1987..  | 89                | 60         | 9       | 6         | 6       | 1       | 4       |
|  | 1982..            | 87         | 52      | 5         | 12      | 2       | 1       |
|  | acres, 1987..     | 18 012     | 13 260  | (D)       | (D)     | (D)     | (D)     |
|  | 1982..            | 15 052     | 11 065  | (D)       | 2 031   | (D)     | (D)     |
|  | bales, 1987..     | 22 868     | 22 590  | (D)       | (D)     | (D)     | (D)     |
|  | 1982..            | 20 117     | 20 285  | (D)       | 2 532   | (D)     | (D)     |
| Soybeans for beans ----- farms, 1987..   | 99                | 47         | 107     | 4         | 7       | 3       | 70      |
|  | 1982..            | 175        | 86      | 192       | 34      | 44      | 12      |
|  | acres, 1987..     | 22 633     | 10 749  | 37 102    | (D)     | 6 924   | (D)     |
|  | 1982..            | 45 487     | 24 482  | 62 675    | 15 016  | 26 414  | 1 893   |
|  | bushels, 1987..   | 411 624    | 209 573 | 731 676   | (D)     | 141 511 | (D)     |
|  | 1982..            | 1 083 862  | 562 226 | 1 493 217 | 255 108 | 699 415 | 25 032  |
| Hay—alfalfa, other tame, small grain, wild,<br>grass silage, green chop, etc. (see text) ----- farms, 1987.. | 71                | 70         | 100     | 24        | 43      | 51      | 70      |
|  | 1982..            | 93         | 55      | 93        | 25      | 40      | 29      |
|  | acres, 1987..     | 4 870      | 6 036   | 7 804     | 1 006   | 3 802   | 4 079   |
|  | 1982..            | 3 450      | 4 083   | 6 975     | 1 224   | 3 427   | 2 207   |
|  | tons, dry, 1987.. | 6 504      | (D)     | 14 174    | (D)     | 7 802   | 8 797   |
|  | 1982..            | 6 365      | 12 597  | 13 362    | 3 042   | 7 672   | 4 268   |

See footnotes at end of table.

**Table 16. Farms With Sales of \$10,000 or More: 1987 and 1982—Con.**

[Data for 1987 include abnormal farms. For meaning of abbreviations and symbols, see introductory text]

| Item   | Coahoma   | Copiah    | Covington | De Soto | Forrest   | Franklin  | George    |
|--|-----------|-----------|-----------|---------|-----------|-----------|-----------|
| <b>CROPS HARVESTED</b>   |           |           |           |         |           |           |           |
| Corn for grain or seed ----- farms, 1987--   | 1         | 8         | 14        | 30      | 10        | 13        | 22        |
|  | 1982--    | 2         | 8         | 12      | 17        | 12        | 28        |
| acres, 1987--  | (D)       | 2 416     | 1 776     | 4 184   | 677       | 3 361     | 1 014     |
|  | 1982--    | (D)       | 442       | 130     | 549       | 398       | 1 333     |
| bushels, 1987--  | (D)       | 181 270   | 108 263   | 401 078 | 60 528    | 323 934   | 64 140    |
|  | 1982--    | (D)       | 40 045    | 7 267   | 46 190    | 24 434    | 96 008    |
| Wheat for grain ----- farms, 1987--  | 79        | 2         | 12        | 42      | 24        | 4         | 17        |
|  | 1982--    | 133       | 11        | 46      | 66        | 12        | 22        |
| acres, 1987--  | 19 298    | (D)       | (D)       | 12 480  | 3 240     | 462       | 2 072     |
|  | 1982--    | 44 555    | 2 954     | 5 888   | 24 117    | 1 629     | 4 533     |
| bushels, 1987--  | 701 144   | (D)       | (D)       | 517 559 | 140 325   | 13 571    | 100 568   |
|  | 1982--    | 1 857 505 | 75 300    | 188 352 | 986 194   | 59 740    | 144 484   |
| Rice ----- farms, 1987--   | 53        | -         | -         | 3       | -         | -         | -         |
|  | 1982--    | 42        | -         | -       | 3         | -         | -         |
| acres, 1987--  | 11 213    | -         | -         | 1 395   | -         | -         | -         |
|  | 1982--    | 9 425     | -         | -       | 1 833     | -         | -         |
| cwt, 1987--  | 590 525   | -         | -         | 62 370  | -         | -         | -         |
|  | 1982--    | 384 555   | -         | -       | 84 131    | -         | -         |
| Cotton----- farms, 1987--  | 143       | 6         | 2         | 43      | -         | 1         | -         |
|  | 1982--    | 145       | 5         | 3       | 36        | -         | 1         |
| acres, 1987--  | 63 928    | (D)       | (D)       | 13 309  | -         | (D)       | -         |
|  | 1982--    | 66 061    | (D)       | (D)     | 11 815    | -         | (D)       |
| bales, 1987--  | 122 593   | (D)       | (D)       | 21 295  | -         | (D)       | -         |
|  | 1982--    | 115 415   | (D)       | (D)     | 20 645    | -         | (D)       |
| Soybeans for beans ----- farms, 1987--   | 157       | 7         | 11        | 59      | 25        | 9         | 35        |
|  | 1982--    | 207       | 28        | 49      | 118       | 27        | 14        |
| acres, 1987--  | 86 823    | 5 639     | (D)       | 43 329  | 7 713     | 1 371     | 5 945     |
|  | 1982--    | 130 766   | 15 010    | 10 453  | 69 094    | 8 338     | 8 371     |
| bushels, 1987--  | 1 793 287 | 142 070   | (D)       | 958 769 | 201 340   | 38 112    | 165 462   |
|  | 1982--    | 3 770 559 | 358 896   | 217 465 | 1 638 555 | 238 230   | 207 881   |
| Hay—alfalfa, other tame, small grain, wild,<br>grass silage, green chop, etc. (see text) ----- farms, 1987-- | 3         | 94        | 88        | 66      | 37        | 24        | 32        |
|  | 1982--    | 8         | 101       | 111     | 84        | 44        | 37        |
| acres, 1987--  | (D)       | 6 224     | 5 181     | 6 699   | 1 796     | 1 041     | 1 849     |
|  | 1982--    | (D)       | 7 996     | 6 918   | 6 843     | 2 664     | 1 117     |
| tons, dry, 1987--  | 178       | (D)       | 9 702     | 11 151  | 3 986     | (D)       | 4 076     |
|  | 1982--    | (D)       | 15 597    | 11 220  | 12 673    | 5 191     | 1 965     |
| <b>CROPS HARVESTED</b>   |           |           |           |         |           |           |           |
| Corn for grain or seed ----- farms, 1987--   | 5         | 12        | 1         | -       | 18        | 30        | 8         |
|  | 1982--    | 17        | 9         | 1       | 3         | 13        | 2         |
| acres, 1987--  | 340       | 635       | (D)       | -       | 1 902     | 1 145     | (D)       |
|  | 1982--    | 1 463     | 391       | (D)     | (D)       | 620       | (D)       |
| bushels, 1987--  | 29 000    | 61 540    | (D)       | -       | 156 309   | 97 233    | (D)       |
|  | 1982--    | 104 618   | 38 342    | (D)     | (D)       | 29 925    | 40 672    |
| Wheat for grain ----- farms, 1987--  | -         | 9         | 3         | -       | 23        | 17        | 52        |
|  | 1982--    | 6         | 32        | 5       | 3         | 47        | 85        |
| acres, 1987--  | (D)       | (D)       | (D)       | -       | (D)       | (D)       | 8 246     |
|  | 1982--    | (D)       | (D)       | (D)     | 300       | 8 711     | (D)       |
| bushels, 1987--  | (D)       | (D)       | (D)       | -       | (D)       | (D)       | 22 182    |
|  | 1982--    | (D)       | (D)       | (D)     | 6 950     | 233 887   | (D)       |
| Rice ----- farms, 1987--   | -         | 1         | 1         | -       | -         | 6         | 36        |
|  | 1982--    | -         | 3         | -       | -         | 3         | 28        |
| acres, 1987--  | -         | (D)       | (D)       | -       | -         | 1 389     | 6 667     |
|  | 1982--    | -         | (D)       | -       | -         | 1 239     | 7 068     |
| cwt, 1987--  | -         | (D)       | (D)       | -       | -         | 73 762    | 313 077   |
|  | 1982--    | -         | (D)       | -       | -         | 48 693    | 346 850   |
| Cotton----- farms, 1987--  | -         | 39        | -         | -       | 39        | 149       | 145       |
|  | 1982--    | -         | 37        | -       | -         | 45        | 159       |
| acres, 1987--  | -         | 7 096     | -         | -       | 11 456    | 56 965    | 49 045    |
|  | 1982--    | -         | 7 127     | -       | -         | 17 266    | 55 541    |
| bales, 1987--  | -         | 9 812     | -         | -       | 16 804    | 103 506   | 86 347    |
|  | 1982--    | -         | 11 269    | -       | -         | 24 509    | 102 250   |
| Soybeans for beans ----- farms, 1987--   | 4         | 36        | 5         | 3       | 47        | 100       | 135       |
|  | 1982--    | 15        | 76        | 15      | 12        | 134       | 158       |
| acres, 1987--  | 891       | 10 173    | 1 031     | 436     | 18 876    | 29 054    | 44 293    |
|  | 1982--    | 3 939     | 28 256    | 3 786   | 6 271     | 56 098    | 60 083    |
| bushels, 1987--  | 19 526    | 268 889   | 17 870    | 7 610   | 445 243   | 585 449   | 708 146   |
|  | 1982--    | 87 373    | 690 536   | 85 928  | 103 724   | 1 122 810 | 1 218 480 |
| Hay—alfalfa, other tame, small grain, wild,<br>grass silage, green chop, etc. (see text) ----- farms, 1987-- | 35        | 36        | 19        | 14      | 132       | 59        | 7         |
|  | 1982--    | 33        | 39        | 24      | 11        | 115       | 50        |
| acres, 1987--  | 1 562     | 4 019     | 1 213     | 402     | 12 648    | 6 206     | (D)       |
|  | 1982--    | 1 679     | 3 154     | 1 070   | 546       | 9 233     | 2 936     |
| tons, dry, 1987--  | (D)       | (D)       | 2 472     | 1 134   | 27 819    | (D)       | 457       |
|  | 1982--    | 3 192     | 7 564     | 1 951   | 1 089     | 21 997    | (D)       |

See footnotes at end of table.



**Table 16. Farms With Sales of \$10,000 or More: 1987 and 1982—Con.**

[Data for 1987 include abnormal farms. For meaning of abbreviations and symbols, see introductory text.]

| Item   | Issaquena | Itawamba | Jackson | Jasper | Jefferson | Jefferson Davis | Jones     |
|--|-----------|----------|---------|--------|-----------|-----------------|-----------|
| <b>CROPS HARVESTED</b>   |           |          |         |        |           |                 |           |
| Corn for grain or seed ----- farms, 1987..   | -         | 30       | 4       | 9      | 8         | 16              | 12        |
|  | 1982..    | 31       | 15      | 17     | 4         | 8               | 14        |
| acres, 1987..  | -         | 1 324    | (D)     | 380    | 1 083     | 1 414           | 367       |
| 1982..   | -         | 1 386    | 1 528   | 1 102  | 304       | 290             | 432       |
| bushels, 1987..  | -         | 104 866  | (D)     | 29 580 | 117 650   | 111 355         | 25 100    |
| 1982..   | -         | 120 687  | 87 129  | 41 128 | 17 381    | 18 845          | 15 020    |
| Wheat for grain ----- farms, 1987..  | 33        | 4        | 2       | 2      | 5         | 17              | 13        |
|  | 1982..    | 44       | 20      | 4      | 6         | 22              | 18        |
| acres, 1987..  | (D)       | 205      | (D)     | (D)    | 1 275     | 2 447           | 1 900     |
| 1982..   | 15 676    | 1 805    | (D)     | 1 227  | 7 016     | 3 701           | 2 167     |
| bushels, 1987..  | (D)       | 7 280    | (D)     | (D)    | 37 625    | 67 237          | 49 270    |
| 1982..   | 650 099   | 45 783   | (D)     | 38 610 | 258 817   | 90 218          | 69 640    |
| Rice ----- farms, 1987..   | 10        | -        | -       | -      | -         | -               | -         |
|  | 1982..    | 6        | -       | -      | -         | -               | -         |
| acres, 1987..  | 2 736     | -        | -       | -      | -         | -               | -         |
| 1982..   | 2 025     | -        | -       | -      | -         | -               | -         |
| cwt, 1987..  | 133 863   | -        | -       | -      | -         | -               | -         |
| 1982..   | 105 377   | -        | -       | -      | -         | -               | -         |
| Cotton ----- farms, 1987..   | 53        | 40       | -       | -      | 5         | -               | -         |
|  | 1982..    | 31       | 29      | -      | -         | -               | -         |
| acres, 1987..  | 16 014    | 4 538    | -       | -      | (D)       | -               | -         |
| 1982..   | 13 377    | 3 445    | -       | -      | -         | -               | -         |
| bales, 1987..  | 28 032    | 4 494    | -       | -      | 2 719     | -               | -         |
| 1982..   | 21 496    | 4 628    | -       | -      | -         | -               | -         |
| Soybeans for beans ----- farms, 1987..   | 65        | 50       | 3       | 6      | 10        | 21              | 12        |
|  | 1982..    | 84       | 94      | 22     | 8         | 27              | 33        |
| acres, 1987..  | 59 684    | 7 818    | (D)     | (D)    | (D)       | 4 884           | 3 810     |
| 1982..   | 72 505    | 22 755   | 5 349   | 2 598  | 27 710    | 6 751           | 7 170     |
| bushels, 1987..  | 1 510 592 | 196 709  | (D)     | (D)    | (D)       | 84 459          | 54 500    |
| 1982..   | 1 848 360 | 534 227  | 97 355  | 63 060 | 749 620   | 118 897         | 149 787   |
| Hay—alfalfa, other tame, small grain, wild,<br>grass silage, green chop, etc. (see text) ----- farms, 1987.. | 4         | 69       | 18      | 79     | 26        | 65              | 161       |
|  | 1982..    | 9        | 77      | 21     | 107       | 38              | 185       |
| acres, 1987..  | (D)       | 2 609    | 1 064   | 5 127  | 1 725     | 4 396           | 8 031     |
| 1982..   | (D)       | 2 756    | 671     | 6 297  | 3 231     | 4 779           | 9 684     |
| tons, dry, 1987..  | (D)       | 4 865    | (D)     | 10 974 | (D)       | 9 910           | 18 971    |
| 1982..   | (D)       | 5 537    | 870     | 12 989 | 6 169     | 11 224          | 18 227    |
| <b>CROPS HARVESTED</b>   |           |          |         |        |           |                 |           |
| Corn for grain or seed ----- farms, 1987..   | 15        | 29       | 14      | 1      | 14        | 20              | 8         |
|  | 1982..    | 17       | 16      | 27     | 7         | 6               | 22        |
| acres, 1987..  | 425       | 1 584    | 285     | (D)    | 2 134     | 562             | 3 819     |
| 1982..   | 249       | 713      | 1 324   | 107    | 108       | 903             | 612       |
| bushels, 1987..  | 27 170    | 128 072  | 22 382  | (D)    | 114 842   | 37 383          | 348 586   |
| 1982..   | 15 250    | 57 930   | 53 004  | 5 050  | 5 320     | 73 025          | 51 000    |
| Wheat for grain ----- farms, 1987..  | 6         | 3        | 13      | 2      | 7         | 4               | 31        |
|  | 1982..    | 32       | 23      | 25     | 7         | 6               | 21        |
| acres, 1987..  | 743       | (D)      | 2 921   | (D)    | (D)       | (D)             | 2 720     |
| 1982..   | 6 317     | 2 928    | (D)     | 945    | 755       | 3 657           | 10 881    |
| bushels, 1987..  | 27 700    | 7 936    | 90 515  | (D)    | (D)       | (D)             | 78 020    |
| 1982..   | 177 570   | 80 237   | (D)     | 27 830 | 27 110    | 89 647          | 309 699   |
| Rice ----- farms, 1987..   | -         | -        | -       | -      | -         | -               | 45        |
|  | 1982..    | -        | -       | -      | -         | -               | 53        |
| acres, 1987..  | -         | -        | -       | -      | -         | -               | (D)       |
| 1982..   | -         | -        | -       | -      | -         | -               | 25 617    |
| cwt, 1987..  | -         | -        | -       | -      | -         | -               | (D)       |
| 1982..   | -         | -        | -       | -      | -         | -               | 1 028 703 |
| Cotton ----- farms, 1987..   | 1         | 45       | -       | 1      | -         | 29              | 24        |
|  | 1982..    | 2        | 45      | -      | 3         | 17              | 10        |
| acres, 1987..  | (D)       | 7 143    | -       | (D)    | -         | 3 454           | 3 346     |
| 1982..   | (D)       | 8 011    | -       | -      | (D)       | 1 798           | 800       |
| bales, 1987..  | (D)       | 9 103    | -       | (D)    | -         | 4 156           | 2 577     |
| 1982..   | (D)       | 9 410    | -       | -      | 321       | 2 756           | 709       |
| Soybeans for beans ----- farms, 1987..   | 13        | 29       | 13      | 2      | 10        | 16              | 121       |
|  | 1982..    | 47       | 69      | 40     | 10        | 20              | 165       |
| acres, 1987..  | 5 209     | 4 129    | 2 227   | (D)    | 4 701     | 2 923           | 44 333    |
| 1982..   | 22 807    | 14 998   | 7 133   | (D)    | 8 688     | 13 386          | 55 127    |
| bushels, 1987..  | 102 285   | 72 887   | 57 864  | (D)    | 87 782    | 42 613          | 844 419   |
| 1982..   | 465 897   | 309 921  | 133 057 | (D)    | 196 380   | 293 900         | 1 375 437 |
| Hay—alfalfa, other tame, small grain, wild,<br>grass silage, green chop, etc. (see text) ----- farms, 1987.. | 77        | 63       | 58      | 56     | 54        | 127             | 93        |
|  | 1982..    | 67       | 65      | 69     | 47        | 40              | 105       |
| acres, 1987..  | 5 162     | 3 313    | 3 812   | 6 639  | 2 361     | 5 135           | 5 063     |
| 1982..   | 5 140     | 4 034    | 5 076   | 4 212  | 1 717     | 4 694           | 5 057     |
| tons, dry, 1987..  | 11 062    | 4 624    | (D)     | (D)    | 6 328     | 11 801          | 12 866    |
| 1982..   | 9 133     | 7 237    | 12 316  | 8 556  | 4 176     | 10 998          | 10 238    |

See footnotes at end of table.

**Table 16. Farms With Sales of \$10,000 or More: 1987 and 1982—Con.**

[Data for 1987 include abnormal farms. For meaning of abbreviations and symbols, see introductory text.]

| Item  | Lincoln | Lowndes   | Madison   | Marion    | Marshall  | Monroe    | Montgomery | Neshoba |
|---|---------|-----------|-----------|-----------|-----------|-----------|------------|---------|
| <b>CROPS HARVESTED</b>  |         |           |           |           |           |           |            |         |
| Corn for grain or seed ----- farms, 1987--  | 21      | 16        | 19        | 15        | 44        | 44        | 27         | 8       |
|   | 1982--  | 10        | 9         | 13        | 19        | 32        | 31         | 25      |
| acres, 1987--   | 2 010   | 634       | 2 840     | 729       | 2 371     | 3 865     | 854        | 179     |
|   | 1982--  | 783       | 181       | 1 364     | 630       | 301       | 964        | 398     |
| bushels, 1987--   | 160 940 | 49 004    | 232 310   | 39 634    | 221 652   | 286 775   | 84 320     | 9 100   |
|   | 1982--  | 69 455    | 13 041    | 127 355   | 32 989    | 22 242    | 184 702    | 27 160  |
| Wheat for grain ----- farms, 1987--   | 3       | 47        | 23        | 5         | 23        | 58        | 5          | -       |
|   | 1982--  | 26        | 88        | 34        | 12        | 40        | 95         | 4       |
| acres, 1987--   | (D)     | 6 184     | 435       | (D)       | 6 512     | 13        | 97         | -       |
|   | 1982--  | 3 787     | 29 953    | 6 659     | (D)       | 6 248     | 13 267     | 573     |
| bushels, 1987--   | (D)     | 228 127   | (D)       | 13 050    | (D)       | 207 203   | 2 640      | -       |
|   | 1982--  | 121 762   | 983 493   | 212 536   | (D)       | 186 362   | 454 428    | 15 075  |
| Rice ----- farms, 1987--  | -       | -         | -         | -         | -         | -         | -          | -       |
|   | 1982--  | -         | -         | -         | -         | -         | 1          | -       |
| acres, 1987--   | -       | -         | -         | -         | -         | -         | (D)        | -       |
|   | 1982--  | -         | -         | -         | -         | -         | (D)        | -       |
| cwt, 1987--   | -       | -         | -         | -         | -         | -         | (D)        | -       |
|   | 1982--  | -         | -         | -         | -         | -         | (D)        | -       |
| Cotton----- farms, 1987--   | -       | 25        | 91        | -         | 98        | 49        | 55         | -       |
|   | 1982--  | -         | 13        | 78        | -         | 109       | 34         | 45      |
| acres, 1987--   | -       | 4 722     | 33 378    | -         | 20 538    | 9 765     | 9 861      | -       |
|   | 1982--  | -         | (D)       | 37 902    | -         | 19 657    | 6 886      | -       |
| bales, 1987--   | -       | 3 643     | 42 908    | -         | 26 852    | 10 084    | 13 525     | -       |
|   | 1982--  | -         | (D)       | 60 052    | -         | 23 979    | 11 212     | -       |
| Soybeans for beans ----- farms, 1987--  | 6       | 84        | 45        | 3         | 86        | 128       | 35         | 3       |
|   | 1982--  | 36        | 125       | 123       | 18        | 141       | 197        | 62      |
| acres, 1987--   | (D)     | 37 504    | 11 553    | 950       | 22 416    | 54 159    | 5 519      | 464     |
|   | 1982--  | 12 651    | 67 948    | 49 503    | 2 316     | 39 971    | 85 064     | 15 554  |
| bushels, 1987--   | (D)     | 718 619   | 202 045   | 18 550    | 404 914   | 1 003 381 | 76 146     | 8 200   |
|   | 1982--  | 293 868   | 1 371 867 | 1 107 318 | 53 091    | 1 011 733 | 2 082 009  | 335 063 |
| Hay--alfalfa, other tame, small grain, wild,<br>grass silage, green chop, etc. (see text) ----- farms, 1987-- | 118     | 45        | 87        | 99        | 90        | 82        | 65         | 156     |
|   | 1982--  | 95        | 56        | 72        | 114       | 99        | 111        | 66      |
| acres, 1987--   | 7 508   | 4 198     | 5 841     | 7 060     | 7 072     | 6 301     | 4 172      | 9 836   |
|   | 1982--  | 6 522     | 4 830     | 5 436     | 8 810     | 6 308     | 5 843      | 9 225   |
| tons, dry, 1987--   | (D)     | (D)       | 11 434    | (D)       | 13 470    | (D)       | 8 762      | 18 781  |
|   | 1982--  | 14 173    | 9 849     | 11 095    | 15 656    | 12 425    | 11 753     | 19 268  |
| <b>CROPS HARVESTED</b>  |         |           |           |           |           |           |            |         |
| Corn for grain or seed ----- farms, 1987--  | 11      | 44        | 8         | 33        | 10        | 8         | 21         | 61      |
|   | 1982--  | 18        | 20        | 6         | 20        | 11        | 14         | 44      |
| acres, 1987--   | 137     | 4 218     | 534       | 1 819     | 297       | 320       | 1 652      | 2 462   |
|   | 1982--  | 679       | 1 034     | 356       | 627       | 562       | 625        | 1 568   |
| bushels, 1987--   | 13 048  | 338 761   | 39 875    | 187 126   | 19 980    | 23 645    | 110 110    | 192 726 |
|   | 1982--  | 34 835    | 94 240    | 35 004    | 49 175    | 24 686    | 35 628     | 105 975 |
| Wheat for grain ----- farms, 1987--   | 5       | 51        | 1         | 39        | 15        | 8         | 16         | 23      |
|   | 1982--  | 5         | 157       | 22        | 108       | 28        | 30         | 107     |
| acres, 1987--   | 275     | 5 037     | (D)       | 8 327     | 5 129     | 1 278     | (D)        | 1 854   |
|   | 1982--  | (D)       | 28 933    | 5 680     | 31 233    | 5 473     | (D)        | 4 053   |
| bushels, 1987--   | 9 210   | 171 562   | (D)       | 246 384   | 121 545   | 70 420    | (D)        | 51 090  |
|   | 1982--  | (D)       | 1 083 168 | 180 464   | 1 000 146 | 137 940   | (D)        | 121 020 |
| Rice ----- farms, 1987--  | -       | -         | -         | 9         | -         | -         | -          | -       |
|   | 1982--  | -         | 1         | -         | 8         | -         | -          | -       |
| acres, 1987--   | -       | -         | -         | 1 681     | -         | -         | -          | -       |
|   | 1982--  | -         | (D)       | 2 259     | -         | -         | -          | -       |
| cwt, 1987--   | -       | -         | -         | 56 414    | -         | -         | -          | -       |
|   | 1982--  | -         | (D)       | 104 670   | -         | -         | -          | -       |
| Cotton----- farms, 1987--   | -       | 5         | 3         | 138       | -         | -         | -          | 90      |
|   | 1982--  | -         | 1         | 2         | 129       | -         | -          | 86      |
| acres, 1987--   | -       | (D)       | (D)       | 29 658    | -         | -         | -          | 9 800   |
|   | 1982--  | -         | (D)       | 36 774    | -         | -         | -          | 7 841   |
| bales, 1987--   | -       | (D)       | (D)       | 44 284    | -         | -         | -          | 11 135  |
|   | 1982--  | -         | (D)       | 51 849    | -         | -         | -          | 8 660   |
| Soybeans for beans ----- farms, 1987--  | 10      | 158       | 27        | 124       | 20        | 10        | 14         | 127     |
|   | 1982--  | 27        | 211       | 61        | 198       | 53        | 22         | 40      |
| acres, 1987--   | (D)     | 78 668    | 11 092    | 41 813    | (D)       | 3 254     | (D)        | 30 347  |
|   | 1982--  | 11 510    | 105 237   | 26 557    | 88 823    | 21 109    | 6 089      | 8 040   |
| bushels, 1987--   | (D)     | 1 812 008 | 238 791   | 684 257   | (D)       | 75 356    | (D)        | 525 606 |
|   | 1982--  | 297 343   | 2 482 476 | 622 878   | 1 782 741 | 521 406   | 112 396    | 167 256 |
| Hay--alfalfa, other tame, small grain, wild,<br>grass silage, green chop, etc. (see text) ----- farms, 1987-- | 136     | 83        | 64        | 101       | 72        | 30        | 130        | 71      |
|   | 1982--  | 156       | 110       | 92        | 116       | 79        | 42         | 102     |
| acres, 1987--   | 7 794   | 7 465     | 7 747     | 6 956     | 6 764     | 1 938     | 11 968     | 3 200   |
|   | 1982--  | 9 485     | (D)       | 7 585     | (D)       | 5 200     | (D)        | 10 181  |
| tons, dry, 1987--   | 17 254  | (D)       | (D)       | (D)       | (D)       | 3 342     | 23 438     | (D)     |
|   | 1982--  | 22 282    | 26 874    | 17 606    | 13 430    | 8 949     | 20 687     | 8 762   |

See footnotes at end of table.

**Table 16. Farms With Sales of \$10,000 or More: 1987 and 1982—Con.**

[Data for 1987 include abnormal farms. For meaning of abbreviations and symbols, see introductory text]

| Item   | Prentiss          | Quitman   | Rankin    | Scott     | Sharkey | Simpson   | Smith     | Stone   |
|--|-------------------|-----------|-----------|-----------|---------|-----------|-----------|---------|
| <b>CROPS HARVESTED</b>   |                   |           |           |           |         |           |           |         |
| Corn for grain or seed ----- farms, 1987..   | 26                | 8         | 14        | 13        | 3       | 22        | 10        | 7       |
|  | 1982..            | 30        | 3         | 16        | 25      | 15        | 12        | 18      |
|  | acres, 1987..     | 3 185     | 749       | 597       | 210     | (D)       | 1 348     | 89      |
|  | 1982..            | 1 040     | (D)       | 304       | 637     | (D)       | 657       | 124     |
|  | bushels, 1987..   | 270 790   | 69 754    | 54 081    | 19 164  | (D)       | 96 413    | 4 928   |
|  | 1982..            | 79 806    | (D)       | 19 432    | 47 274  | (D)       | 34 269    | 7 423   |
| Wheat for grain ----- farms, 1987..  | 10                | 94        | 11        | -         | 45      | 2         | 5         | 4       |
|  | 1982..            | 60        | 174       | 30        | 12      | 29        | 14        | 6       |
|  | acres, 1987..     | 1 476     | 12 534    | (D)       | -       | (D)       | 698       | 662     |
|  | 1982..            | 9 450     | 38 054    | 4 554     | (D)     | 27 380    | 4 537     | 2 054   |
|  | bushels, 1987..   | 47 996    | 365 908   | (D)       | -       | (D)       | 17 816    | 12 104  |
|  | 1982..            | 200 238   | 1 470 208 | 167 314   | (D)     | 1 138 108 | 142 988   | 57 991  |
| Rice ----- farms, 1987..   | -                 | 50        | -         | -         | 25      | -         | -         | -       |
|  | 1982..            | 52        | -         | -         | 21      | -         | -         | -       |
|  | acres, 1987..     | -         | 12 728    | -         | -       | 6 487     | -         | -       |
|  | 1982..            | -         | 16 078    | -         | -       | 6 261     | -         | -       |
|  | cwt, 1987..       | -         | 627 071   | -         | -       | 348 753   | -         | -       |
|  | 1982..            | -         | 670 312   | -         | -       | 271 377   | -         | -       |
| Cotton----- farms, 1987..  | 30                | 144       | 34        | 14        | 73      | -         | -         | -       |
|  | 1982..            | 25        | 111       | 26        | 14      | 65        | -         | -       |
|  | acres, 1987..     | 5 650     | 36 037    | 6 992     | (D)     | (D)       | -         | -       |
|  | 1982..            | 2 880     | 31 116    | 5 786     | 2 300   | 32 526    | (D)       | -       |
|  | bales, 1987..     | 5 385     | 60 196    | 9 529     | (D)     | (D)       | -         | -       |
|  | 1982..            | 3 065     | 54 537    | 9 208     | 3 610   | 62 163    | -         | (D)     |
| Soybeans for beans ----- farms, 1987..   | 73                | 174       | 43        | 22        | 96      | 6         | 5         | 4       |
|  | 1982..            | 147       | 232       | 60        | 62      | 126       | 34        | 28      |
|  | acres, 1987..     | 20 719    | 76 886    | 7 253     | 6 181   | 82 657    | 1 940     | 820     |
|  | 1982..            | 42 708    | 118 299   | 17 358    | 20 389  | 129 552   | 11 367    | 6 299   |
|  | bushels, 1987..   | 301 044   | 1 161 992 | 166 811   | 164 540 | 1 610 099 | 44 300    | 15 175  |
|  | 1982..            | 913 492   | 2 602 729 | 427 803   | 538 247 | 3 216 453 | 240 555   | 135 931 |
| Hay—alfalfa, other tame, small grain, wild,<br>grass silage, green chop, etc. (see text) ----- farms, 1987.. | 42                | 3         | 134       | 171       | -       | 108       | 161       | 23      |
|  | 1982..            | 65        | 6         | 127       | 173     | 5         | 117       | 38      |
|  | acres, 1987..     | 1 287     | (D)       | 9 094     | 8 210   | -         | 5 034     | 5 503   |
|  | 1982..            | 2 549     | (D)       | 5 755     | (D)     | (D)       | 6 222     | 1 055   |
|  | tons, dry, 1987.. | 2 575     | (D)       | 19 476    | 19 916  | -         | (D)       | 12 235  |
|  | 1982..            | 4 378     | (D)       | 13 724    | 18 615  | (D)       | 10 102    | 12 077  |
| <b>CROPS HARVESTED</b>   |                   |           |           |           |         |           |           |         |
| Corn for grain or seed ----- farms, 1987..   | 3                 | 10        | 33        | 63        | 23      | 2         | 66        | 14      |
|  | 1982..            | 3         | 21        | 31        | 58      | 26        | -         | 57      |
|  | acres, 1987..     | (D)       | (D)       | 1 280     | 1 748   | 1 554     | (D)       | 4 024   |
|  | 1982..            | (D)       | 238       | 1 069     | 1 447   | 826       | -         | 1 526   |
|  | bushels, 1987..   | (D)       | (D)       | 102 528   | 152 467 | 131 330   | (D)       | 322 317 |
|  | 1982..            | (D)       | 9 860     | 89 250    | 108 325 | 59 857    | -         | 96 359  |
| Wheat for grain ----- farms, 1987..  | 57                | 38        | 34        | 5         | 5       | 86        | 14        | 16      |
|  | 1982..            | 135       | 88        | 79        | 12      | 24        | 52        | 34      |
|  | acres, 1987..     | 9 252     | 4 613     | 5 679     | (D)     | 605       | 20 703    | 605     |
|  | 1982..            | 30 634    | 17 467    | 14 828    | (D)     | 2 483     | 31 135    | 3 718   |
|  | bushels, 1987..   | 271 880   | 142 839   | 178 191   | (D)     | 19 700    | 852 190   | 14 024  |
|  | 1982..            | 1 047 885 | 664 124   | 521 035   | (D)     | 77 337    | 1 409 502 | 93 447  |
| Rice ----- farms, 1987..   | 144               | 39        | 5         | -         | -       | 57        | -         | -       |
|  | 1982..            | 115       | 27        | 4         | -       | 51        | -         | -       |
|  | acres, 1987..     | 28 604    | 8 292     | (D)       | -       | (D)       | -         | -       |
|  | 1982..            | 41 999    | 7 754     | 539       | -       | 15 922    | -         | -       |
|  | cwt, 1987..       | 1 620 174 | 465 970   | (D)       | -       | (D)       | -         | -       |
|  | 1982..            | 1 674 695 | 325 329   | 20 432    | -       | 659 947   | -         | -       |
| Cotton----- farms, 1987..  | 267               | 177       | 92        | 43        | 2       | 70        | 79        | -       |
|  | 1982..            | 196       | 158       | 88        | 21      | 30        | 83        | -       |
|  | acres, 1987..     | 83 689    | 69 877    | 14 556    | 3 679   | (D)       | 30 332    | 8 925   |
|  | 1982..            | 84 442    | 65 137    | 11 851    | 1 114   | (D)       | 29 332    | 7 731   |
|  | bales, 1987..     | 118 510   | 114 371   | 19 717    | 4 447   | (D)       | 58 170    | 9 416   |
|  | 1982..            | 126 041   | 117 204   | 15 746    | 1 353   | (D)       | 50 037    | 8 537   |
| Soybeans for beans ----- farms, 1987..   | 258               | 187       | 90        | 54        | 21      | 118       | 100       | 12      |
|  | 1982..            | 294       | 233       | 155       | 110     | 49        | 167       | 60      |
|  | acres, 1987..     | 87 610    | 102 697   | 22 515    | 11 632  | 4 156     | 125 605   | 20 382  |
|  | 1982..            | 151 071   | 126 390   | 43 580    | 27 192  | 8 616     | 150 020   | 34 395  |
|  | bushels, 1987..   | 1 493 912 | 1 704 093 | 463 403   | 271 013 | 83 176    | 2 935 945 | 401 933 |
|  | 1982..            | 3 369 537 | 3 087 206 | 1 003 726 | 732 338 | 224 839   | 3 647 408 | 819 523 |
| Hay—alfalfa, other tame, small grain, wild,<br>grass silage, green chop, etc. (see text) ----- farms, 1987.. | 16                | 38        | 98        | 76        | 26      | 4         | 70        | 146     |
|  | 1982..            | 29        | 54        | 119       | 98      | 31        | 94        | 163     |
|  | acres, 1987..     | 1 775     | 2 349     | 6 761     | 2 697   | 1 126     | 2 030     | 2 023   |
|  | 1982..            | 2 614     | 2 934     | 7 004     | 2 904   | 1 126     | (D)       | 2 300   |
|  | tons, dry, 1987.. | 3 938     | (D)       | 5 308     | 5 308   | (D)       | (D)       | 4 527   |
|  | 1982..            | 6 749     | 5 956     | 15 087    | 5 862   | 2 368     | (D)       | 5 000   |

See footnotes at end of table.

**Table 16. Farms With Sales of \$10,000 or More: 1987 and 1982—Con.**

[Data for 1987 include abnormal farms. For meaning of abbreviations and symbols, see introductory text]

| Item   | Warren            | Washington | Wayne     | Webster | Wilkinson | Winston | Yalobusha | Yazoo     |           |
|--|-------------------|------------|-----------|---------|-----------|---------|-----------|-----------|-----------|
| <b>CROPS HARVESTED</b>   |                   |            |           |         |           |         |           |           |           |
| Corn for grain or seed .....   | farms, 1987..     | 12         | 6         | 19      | 13        | 4       | 9         | 13        | 40        |
|  | 1982..            | 6          | 5         | 19      | 14        | 2       | 22        | 15        | 17        |
|  | acres, 1987..     | (D)        | (D)       | 543     | 570       | (D)     | 134       | 616       | 2 271     |
|  | 1982..            | 226        | (D)       | 639     | 307       | (D)     | 745       | 524       | 1 002     |
|  | bushels, 1987..   | (D)        | (D)       | 31 996  | 44 710    | (D)     | 7 625     | 55 840    | 221 962   |
| 1982..   | 17 110            | (D)        | 33 660    | 25 480  | (D)       | 37 455  | 33 554    | 106 125   |           |
| Wheat for grain .....  | farms, 1987..     | 11         | 144       | 2       | 3         | -       | 4         | 1         | 37        |
|  | 1982..            | 18         | 200       | 1       | 24        | 19      | 21        | 17        | 58        |
|  | acres, 1987..     | (D)        | 29 059    | (D)     | (D)       | -       | (D)       | (D)       | (D)       |
|  | 1982..            | 4 525      | 71 868    | (D)     | 2 919     | (D)     | 2 140     | 1 076     | 15 890    |
|  | bushels, 1987..   | (D)        | 1 077 199 | (D)     | (D)       | -       | (D)       | (D)       | (D)       |
| 1982..   | 226 285           | 2 908 920  | (D)       | 77 905  | (D)       | 90 591  | 29 165    | 660 114   |           |
| Rice .....   | farms, 1987..     | -          | 96        | -       | -         | -       | -         | -         | 4         |
|  | 1982..            | -          | 87        | -       | -         | -       | -         | -         | 6         |
|  | acres, 1987..     | -          | (D)       | -       | -         | -       | -         | -         | 722       |
|  | 1982..            | -          | (D)       | -       | -         | -       | -         | -         | 1 700     |
|  | cwt, 1987..       | -          | (D)       | -       | -         | -       | -         | -         | 40 380    |
| 1982..   | -                 | (D)        | -         | -       | -         | -       | -         | 72 296    |           |
| Cotton.....  | farms, 1987..     | 34         | 194       | -       | 59        | -       | 18        | 49        | 230       |
|  | 1982..            | 18         | 168       | -       | 57        | -       | 5         | 43        | 186       |
|  | acres, 1987..     | (D)        | 65 976    | -       | 12 635    | -       | 1 819     | 10 321    | 76 083    |
|  | 1982..            | (D)        | 63 459    | -       | 9 052     | -       | 416       | 9 745     | 72 777    |
|  | bales, 1987..     | (D)        | 121 439   | -       | 16 635    | -       | 2 302     | 14 740    | 131 622   |
| 1982..   | (D)               | 125 623    | -         | 14 641  | -         | 563     | 11 149    | 133 313   |           |
| Soybeans for beans .....   | farms, 1987..     | 50         | 243       | 8       | 44        | 5       | 7         | 35        | 190       |
|  | 1982..            | 42         | 284       | 3       | 79        | 27      | 40        | 59        | 202       |
|  | acres, 1987..     | 22 514     | 106 365   | (D)     | 7 425     | 2 240   | 1 675     | 7 898     | 65 505    |
|  | 1982..            | 27 434     | 164 369   | (D)     | 16 350    | (D)     | 8 110     | 20 147    | 102 228   |
|  | bushels, 1987..   | 616 941    | 2 680 565 | (D)     | 145 718   | 66 450  | 19 430    | 119 312   | 1 150 525 |
| 1982..   | 640 444           | 3 950 783  | (D)       | 323 316 | (D)       | 202 498 | 446 324   | 2 309 842 |           |
| Hay—alfalfa, other tame, small grain, wild,<br>grass silage, green chop, etc. (see text) ..... | farms, 1987..     | 19         | 10        | 81      | 44        | 46      | 78        | 34        | 75        |
|  | 1982..            | 30         | 24        | 73      | 52        | 47      | 87        | 53        | 67        |
|  | acres, 1987..     | 1 257      | 1 063     | 4 308   | 2 804     | 8 334   | 6 688     | 2 294     | 5 436     |
|  | 1982..            | 1 574      | 2 579     | (D)     | 2 219     | 7 170   | 6 672     | 2 787     | 5 083     |
|  | tons, dry, 1987.. | (D)        | 2 075     | (D)     | (D)       | 20 555  | (D)       | 5 160     | (D)       |
| 1982..   | 3 764             | 4 954      | 8 047     | 5 590   | 18 307    | 13 625  | 5 161     | 12 015    |           |

<sup>1</sup>Data are based on a sample of farms.

<sup>2</sup>Data for 1982 include self-propelled only.

**Table 17. Milk Goats—Inventory and Sales: 1987 and 1982**

[For meaning of abbreviations and symbols, see introductory text]

| Geographic area    | Inventory |        | Sales      |        |           |         |       | Total sales<br>(\$1,000) |
|--------------------|-----------|--------|------------|--------|-----------|---------|-------|--------------------------|
|                    |           |        | Milk goats |        | Goat milk |         | Farms |                          |
|                    | Farms     | Number | Farms      | Number | Farms     | Gallons |       |                          |
| <b>STATE TOTAL</b> |           |        |            |        |           |         |       |                          |
| Mississippi .....  | 120       | 844    | 18         | 115    | 4         | (D)     | 19    | 7                        |
| 1982 .....         | 212       | 1 463  | 66         | 570    | 8         | 1 374   | (NA)  | 42                       |

**Table 18. Angora Goats—Inventory and Sales: 1987 and 1982**

[Not published for this State]

**Table 19. Mink and Their Pelts—Inventory and Sales: 1987 and 1982**

[Not published for this State]

**Table 20. Colonies of Bees and Honey—Inventory and Sales: 1987 and 1982**

[For meaning of abbreviations and symbols, see introductory text]

| Geographic area       | Inventory |        | Sales            |        |       |           |       | Total sales<br>(\$1,000) |
|-----------------------|-----------|--------|------------------|--------|-------|-----------|-------|--------------------------|
|                       |           |        | Colonies of bees |        | Honey |           | Farms |                          |
|                       | Farms     | Number | Farms            | Number | Farms | Pounds    |       |                          |
| <b>STATE TOTAL</b>    |           |        |                  |        |       |           |       |                          |
| Mississippi .....     | 646       | 31 005 | 32               | 4 389  | 183   | 1 472 051 | 197   | 997                      |
| 1982 .....            | 793       | 33 028 | 25               | 6 526  | 108   | 1 660 645 | (NA)  | 1 076                    |
| <b>COUNTIES, 1987</b> |           |        |                  |        |       |           |       |                          |
| Alcorn .....          | 11        | 112    | -                | -      | 3     | (D)       | 3     | (D)                      |
| Amite .....           | 9         | 57     | -                | -      | 1     | (D)       | 1     | (D)                      |
| Attala .....          | 11        | 36     | -                | -      | -     | -         | -     | -                        |
| Chickasaw .....       | 5         | 31     | 1                | (D)    | 2     | (D)       | 2     | (D)                      |
| Choctaw .....         | 4         | 28     | -                | -      | -     | -         | -     | -                        |
| Clarke .....          | 7         | 25     | 1                | (D)    | 2     | (D)       | 3     | (D)                      |
| Clay .....            | 9         | 1 266  | 1                | (D)    | 4     | (D)       | 5     | (D)                      |
| Copiah .....          | 17        | 84     | -                | -      | 1     | (D)       | 1     | (D)                      |
| Covington .....       | 11        | 162    | -                | -      | 5     | 3 889     | 5     | 2                        |
| De Soto .....         | 11        | (D)    | 1                | (D)    | 2     | (D)       | 3     | (D)                      |
| Forrest .....         | 14        | 116    | 1                | (D)    | 7     | 3 258     | 7     | 3                        |
| Franklin .....        | 7         | 20     | -                | -      | 4     | 150       | 4     | (Z)                      |
| George .....          | 12        | 271    | -                | -      | 4     | 12 504    | 4     | 6                        |
| Greene .....          | 6         | (D)    | 2                | (D)    | 4     | (D)       | 5     | (D)                      |
| Grenada .....         | 5         | (D)    | -                | -      | 2     | (D)       | 2     | (D)                      |
| Hancock .....         | 10        | 53     | -                | -      | 1     | (D)       | 1     | (D)                      |
| Harrison .....        | 12        | (D)    | -                | -      | 3     | (D)       | 3     | (D)                      |
| Hinds .....           | 23        | 537    | 2                | (D)    | 7     | 20 472    | 8     | 17                       |
| Holmes .....          | 3         | 13     | -                | -      | -     | -         | -     | -                        |
| Itawamba .....        | 9         | 81     | 1                | (D)    | 1     | (D)       | 2     | (D)                      |
| Jackson .....         | 18        | 4 893  | 2                | (D)    | 11    | 426 124   | 11    | 257                      |
| Jasper .....          | 5         | 32     | -                | -      | -     | -         | -     | -                        |
| Jefferson Davis ..... | 7         | 25     | -                | -      | -     | -         | -     | -                        |
| Jones .....           | 21        | 2 353  | 2                | (D)    | 9     | 73 835    | 11    | 72                       |
| Kemper .....          | 3         | 9      | 1                | (D)    | 1     | (D)       | 2     | (D)                      |
| Lafayette .....       | 7         | 21     | -                | -      | 1     | (D)       | 1     | (D)                      |
| Lamar .....           | 11        | 97     | 2                | (D)    | 3     | (D)       | 3     | (D)                      |
| Lauderdale .....      | 12        | 46     | -                | -      | 3     | (D)       | 3     | (D)                      |
| Lawrence .....        | 3         | (D)    | -                | -      | 1     | (D)       | 1     | (D)                      |
| Leake .....           | 3         | (D)    | -                | -      | 1     | (D)       | 1     | (D)                      |
| Lee .....             | 18        | 2 295  | 1                | (D)    | 5     | (D)       | 5     | (D)                      |
| Lincoln .....         | 10        | 19     | -                | -      | -     | -         | -     | -                        |
| Lowndes .....         | 12        | (D)    | -                | -      | 4     | (D)       | 4     | (D)                      |
| Madison .....         | 6         | 17     | -                | -      | 1     | (D)       | 1     | (D)                      |
| Marion .....          | 9         | 119    | -                | -      | 2     | (D)       | 2     | (D)                      |
| Marshall .....        | 11        | 41     | -                | -      | -     | -         | -     | -                        |
| Monroe .....          | 11        | 436    | -                | -      | 5     | 14 380    | 5     | 6                        |
| Neshoba .....         | 9         | 33     | 1                | (D)    | 2     | (D)       | 3     | (D)                      |
| Newton .....          | 13        | 57     | -                | -      | 2     | (D)       | 2     | (D)                      |
| Noxubee .....         | 8         | (D)    | 1                | (D)    | 3     | (D)       | 3     | (D)                      |
| Oktibbeha .....       | 14        | 1 338  | 2                | (D)    | 4     | 17 924    | 4     | 24                       |
| Panola .....          | 6         | 20     | 1                | (D)    | 1     | (D)       | 1     | (D)                      |
| Pearl River .....     | 25        | 511    | -                | -      | 13    | 3 514     | 13    | 2                        |
| Perry .....           | 5         | (D)    | -                | -      | 1     | (D)       | 1     | (D)                      |
| Pike .....            | 6         | 9      | -                | -      | -     | -         | -     | -                        |
| Pontotoc .....        | 8         | (D)    | -                | -      | 1     | (D)       | 1     | (D)                      |
| Prentiss .....        | 11        | 329    | -                | -      | 4     | (D)       | 4     | (D)                      |
| Quitman .....         | 3         | (D)    | -                | -      | 2     | (D)       | 2     | (D)                      |
| Rankin .....          | 9         | 79     | 1                | (D)    | 2     | (D)       | 3     | (D)                      |
| Scott .....           | 7         | 19     | -                | -      | 2     | (D)       | 2     | (D)                      |

**Table 20. Colonies of Bees and Honey—Inventory and Sales: 1987 and 1982—Con.**

[For meaning of abbreviations and symbols, see introductory text]

| Geographic area                | Inventory |        | Sales            |        |       |        |       | Total sales (\$1,000) |
|--------------------------------|-----------|--------|------------------|--------|-------|--------|-------|-----------------------|
|                                |           |        | Colonies of bees |        | Honey |        | Farms |                       |
|                                | Farms     | Number | Farms            | Number | Farms | Pounds |       |                       |
| <b>COUNTIES, 1987</b><br>—Con. |           |        |                  |        |       |        |       |                       |
| Simpson .....                  | 10        | 106    | -                | -      | 2     |        | 2     | (D)                   |
| Smith .....                    | 14        | 118    | -                | -      | 2     |        | 2     | (D)                   |
| Stone .....                    | 16        | 279    | -                | -      | 7     | 11 468 | 7     | 5                     |
| Sunflower .....                | 3         | (D)    | -                | -      | 2     |        | 2     | (D)                   |
| Tallahatchie .....             | 7         | (D)    | 2                | (D)    | 5     |        | 5     | (D)                   |
| Tate .....                     | 10        | 46     | -                | -      | 1     |        | 1     | (D)                   |
| Tippah .....                   | 9         | 35     | -                | -      | 2     |        | 2     | (D)                   |
| Tishomingo .....               | 4         | 16     | -                | -      | 1     |        | 1     | (D)                   |
| Union .....                    | 10        | 81     | 1                | (D)    | 2     |        | 3     | (D)                   |
| Walthall .....                 | 10        | 119    | 2                | (D)    | 5     |        | 5     | (D)                   |
| Warren .....                   | 3         | (D)    | -                | -      | 1     |        | 1     | (D)                   |
| Wayne .....                    | 12        | (D)    | 1                | (D)    | 5     |        | 5     | (D)                   |
| Webster .....                  | 8         | 44     | -                | -      | 2     |        | 2     | (D)                   |
| Wilkinson .....                | 6         | 46     | -                | -      | 2     |        | 2     | (D)                   |
| Winston .....                  | 7         | 19     | -                | -      | -     |        | -     | (D)                   |
| Yalobusha .....                | 5         | 12     | -                | -      | 1     |        | 1     | (D)                   |
| Yazoo .....                    | 9         | 307    | -                | -      | 2     |        | 2     | (D)                   |
| All other counties .....       | 16        | 329    | 2                | (D)    | 5     | 27 210 | 7     | 16                    |

**Table 21. Fish Sales: 1987 and 1982**

[For meaning of abbreviations and symbols, see introductory text]

| Geographic area                    | Farms      | Pounds (1,000) | Farms | Number (1,000) | Farms | Sales (\$1,000) |
|------------------------------------|------------|----------------|-------|----------------|-------|-----------------|
| <b>CATFISH</b>                     |            |                |       |                |       |                 |
| <b>State Total</b>                 |            |                |       |                |       |                 |
| Mississippi .....                  | 1987__ 337 | 194 366        | 50    | 21 858         | 376   | 140 149         |
| 1982__                             | 291        | 73 733         | 34    | 11 660         | 316   | 48 022          |
| <b>Counties, 1987</b>              |            |                |       |                |       |                 |
| Alcorn .....                       | 8          | 142            | 1     | (D)            | 9     | 168             |
| Bolivar .....                      | 11         | 9 206          | -     | -              | 11    | (D)             |
| Calhoun .....                      | 5          | 5              | 1     | (D)            | 5     | 5               |
| Clay .....                         | 4          | (D)            | 1     | (D)            | 5     | (D)             |
| Greene .....                       | 4          | 13             | -     | -              | 4     | (D)             |
| Humphreys .....                    | 90         | 70 719         | 7     | 4 848          | 97    | (D)             |
| Issaquena .....                    | 4          | 1 398          | -     | -              | 4     | 1 458           |
| Itawamba .....                     | 4          | (D)            | -     | -              | 4     | (D)             |
| Jackson .....                      | 4          | 13             | -     | -              | 4     | (D)             |
| Jasper .....                       | 3          | (D)            | -     | -              | 3     | (D)             |
| Leake .....                        | 3          | 2              | -     | -              | 3     | (D)             |
| Leftore .....                      | 14         | 17 979         | 2     | (D)            | 14    | (D)             |
| Monroe .....                       | 3          | 1              | -     | -              | 3     | 1               |
| Noxubee .....                      | 16         | 393            | 3     | (D)            | 18    | 454             |
| Sharkey .....                      | 7          | 6 516          | 1     | (D)            | 8     | (D)             |
| Sunflower .....                    | 54         | 39 521         | 7     | 1 969          | 57    | 26 552          |
| Tate .....                         | 3          | (D)            | 2     | (D)            | 5     | (D)             |
| Tippah .....                       | 3          | 4              | 1     | (D)            | 3     | (D)             |
| Tunica .....                       | 5          | 5 363          | -     | -              | 5     | (D)             |
| Union .....                        | 5          | 13             | 2     | (D)            | 6     | 13              |
| Washington .....                   | 29         | 30 478         | 1     | (D)            | 30    | 22 811          |
| Wayne .....                        | 3          | (D)            | 1     | (D)            | 4     | (D)             |
| Winston .....                      | 3          | (D)            | -     | -              | 3     | (D)             |
| Yazoo .....                        | 12         | 8 477          | 2     | (D)            | 14    | 5 845           |
| All other counties .....           | 40         | 3 528          | 18    | 5 312          | 57    | 2 975           |
| <b>OTHER FISH</b>                  |            |                |       |                |       |                 |
| <b>State Total</b>                 |            |                |       |                |       |                 |
| Mississippi .....                  | 1987__ 34  | 355            | 15    | 154            | 41    | 626             |
| 1982__                             | (NA)       | (D)            | (NA)  | (D)            | (NA)  | 476             |
| <b>OTHER AQUACULTURAL PRODUCTS</b> |            |                |       |                |       |                 |
| <b>State Total</b>                 |            |                |       |                |       |                 |
| Mississippi .....                  | 1987__ 5   | (X)            | 1     | (X)            | 6     | 14              |
| 1982__                             | 5          | (X)            | 1     | (X)            | 6     | 19              |

**Table 22. Miscellaneous Poultry—Inventory and Sales: 1987 and 1982**

[For meaning of abbreviations and symbols, see introductory text]

| Geographic area                   | Inventory |        | Sales      |        |             |
|-----------------------------------|-----------|--------|------------|--------|-------------|
|                                   | Farms     | Number | Farms      | Number |             |
| <b>DUCKS</b>                      |           |        |            |        |             |
| <b>State Total</b>                |           |        |            |        |             |
| Mississippi .....                 | 1987--    | 304    | 6 098      | 31     | 10 840      |
|                                   | 1982--    | 541    | 6 060      | 48     | 4 339       |
| <b>GEESE</b>                      |           |        |            |        |             |
| <b>State Total</b>                |           |        |            |        |             |
| Mississippi .....                 | 1987--    | 131    | 1 444      | 10     | 586         |
|                                   | 1982--    | 196    | 1 516      | 8      | 47          |
| <b>PIGEONS OR SQUAB</b>           |           |        |            |        |             |
| <b>State Total</b>                |           |        |            |        |             |
| Mississippi .....                 | 1987--    | 23     | 808        | 5      | 248         |
|                                   | 1982--    | 15     | 771        | 2      | (D)         |
| <b>PHEASANTS</b>                  |           |        |            |        |             |
| <b>State Total</b>                |           |        |            |        |             |
| Mississippi .....                 | 1987--    | 22     | 1 217      | 6      | 2 139       |
|                                   | 1982--    | 33     | 402        | 8      | 376         |
| <b>QUAIL</b>                      |           |        |            |        |             |
| <b>State Total</b>                |           |        |            |        |             |
| Mississippi .....                 | 1987--    | 52     | 65 471     | 42     | 121 830     |
|                                   | 1982--    | 54     | 71 868     | 39     | 166 768     |
| <b>OTHER POULTRY</b>              |           |        |            |        |             |
| <b>State Total</b>                |           |        |            |        |             |
| Mississippi .....                 | 1987--    | 107    | 11 185     | 24     | 9 886       |
|                                   | 1982--    | 146    | 13 079     | 25     | 18 969      |
| <b>POULTRY HATCHED (SEE TEXT)</b> |           |        |            |        |             |
| <b>State Total</b>                |           |        |            |        |             |
| Mississippi .....                 | 1987--    | 101    | 31 055 300 | 192    | 337 585 077 |
|                                   | 1982--    | 134    | 35 480 178 | 441    | 398 459 677 |

**Table 23. Miscellaneous Livestock and Animal Specialties—Inventory and Sales: 1987 and 1982**

[For meaning of abbreviations and symbols, see introductory text]

| Geographic area                   | Inventory |        | Sales |        |                 |      |
|-----------------------------------|-----------|--------|-------|--------|-----------------|------|
|                                   | Farms     | Number | Farms | Number | Sales (\$1,000) |      |
| <b>MULES, BURROS, AND DONKEYS</b> |           |        |       |        |                 |      |
| <b>State Total</b>                |           |        |       |        |                 |      |
| Mississippi .....                 | 1987..... | 395    | 732   | 35     | 49              | 7    |
|                                   | 1982..... | 247    | 416   | 18     | 30              | 7    |
| <b>Counties, 1987</b>             |           |        |       |        |                 |      |
| Adams .....                       |           | 3      | 3     | -      | -               | -    |
| Alcorn .....                      |           | 7      | 24    | 2      | (D)             | (D)  |
| Amite .....                       |           | 13     | 21    | 1      | (D)             | (D)  |
| Attala .....                      |           | 8      | 10    | -      | -               | -    |
| Choctaw .....                     |           | 6      | 8     | -      | -               | -    |
| Clarke .....                      |           | 8      | 11    | 3      | 4               | 1    |
| Clay .....                        |           | 4      | 14    | 1      | (D)             | (D)  |
| Copiah .....                      |           | 9      | 11    | 1      | (D)             | (D)  |
| Covington .....                   |           | 5      | 7     | 3      | 3               | (N)  |
| De Soto .....                     |           | 5      | 8     | -      | -               | -    |
| Greene .....                      |           | 3      | 5     | -      | -               | -    |
| Grenada .....                     |           | 4      | 10    | -      | -               | -    |
| Hancock .....                     |           | 5      | 7     | -      | -               | -    |
| Harrison .....                    |           | 4      | 14    | -      | -               | -    |
| Hinds .....                       |           | 11     | 15    | -      | -               | -    |
| Holmes .....                      |           | 4      | 6     | -      | -               | -    |
| Jasper .....                      |           | 7      | 19    | 3      | 5               | 1    |
| Jefferson .....                   |           | 4      | 6     | -      | -               | -    |
| Jones .....                       |           | 7      | 12    | 2      | (D)             | (D)  |
| Kemper .....                      |           | 14     | 20    | 1      | (D)             | (D)  |
| Lafayette .....                   |           | 4      | 9     | -      | -               | -    |
| Lamar .....                       |           | 7      | 17    | 2      | (D)             | (D)  |
| Lauderdale .....                  |           | 8      | 15    | 1      | (D)             | (D)  |
| Leake .....                       |           | 7      | 9     | -      | -               | -    |
| Lee .....                         |           | 4      | 7     | -      | -               | -    |
| Lincoln .....                     |           | 12     | 18    | -      | -               | -    |
| Marion .....                      |           | 7      | 15    | -      | -               | -    |
| Marshall .....                    |           | 10     | 22    | -      | -               | -    |
| Montgomery .....                  |           | 3      | 15    | -      | -               | -    |
| Neshoba .....                     |           | 8      | 14    | -      | -               | -    |
| Newton .....                      |           | 12     | 27    | -      | -               | -    |
| Noxubee .....                     |           | 4      | 4     | -      | -               | -    |
| Oktibbeha .....                   |           | 6      | 9     | -      | -               | -    |
| Pearl River .....                 |           | 15     | 28    | -      | -               | -    |
| Perry .....                       |           | 6      | 6     | -      | -               | -    |
| Pike .....                        |           | 3      | 6     | -      | -               | -    |
| Pontotoc .....                    |           | 10     | 24    | 2      | (D)             | (D)  |
| Prentiss .....                    |           | 3      | 4     | -      | -               | -    |
| Rankin .....                      |           | 6      | 11    | -      | -               | -    |
| Scott .....                       |           | 9      | 16    | -      | -               | -    |
| Simpson .....                     |           | 3      | 5     | -      | -               | -    |
| Smith .....                       |           | 14     | 17    | 1      | (D)             | (D)  |
| Stone .....                       |           | 3      | 16    | 1      | -               | -    |
| Tippah .....                      |           | 12     | 24    | 2      | (D)             | (D)  |
| Tishomingo .....                  |           | 7      | 14    | -      | -               | -    |
| Union .....                       |           | 7      | 15    | -      | -               | -    |
| Walthall .....                    |           | 14     | 20    | -      | -               | -    |
| Warren .....                      |           | 3      | 6     | -      | -               | -    |
| Wayne .....                       |           | 5      | 9     | -      | -               | -    |
| Webster .....                     |           | 6      | 15    | -      | -               | -    |
| Wilkinson .....                   |           | 7      | 9     | 3      | 5               | 1    |
| Winston .....                     |           | 10     | 16    | -      | -               | -    |
| Yazoo .....                       |           | 4      | 6     | -      | (D)             | (D)  |
| All other counties .....          |           | 25     | 53    | 5      | 7               | 1    |
| <b>GOATS, TOTAL</b>               |           |        |       |        |                 |      |
| <b>State Total</b>                |           |        |       |        |                 |      |
| Mississippi .....                 | 1987..... | 527    | 5 323 | 134    | 1 447           | (NA) |
|                                   | 1982..... | 522    | 5 752 | 175    | 1 948           | (NA) |
| <b>Counties, 1987</b>             |           |        |       |        |                 |      |
| Adams .....                       |           | 8      | 187   | 2      | (D)             | (NA) |
| Alcorn .....                      |           | 6      | 66    | 1      | (D)             | (NA) |
| Amite .....                       |           | 7      | 16    | -      | -               | (NA) |
| Attala .....                      |           | 5      | 58    | 1      | (D)             | (NA) |
| Benton .....                      |           | 3      | 9     | 2      | (D)             | (NA) |
| Calhoun .....                     |           | 3      | 28    | -      | -               | (NA) |
| Carroll .....                     |           | 11     | 64    | 5      | 55              | (NA) |
| Chickasaw .....                   |           | 5      | 14    | -      | -               | (NA) |
| Claiborne .....                   |           | 8      | 123   | 4      | 69              | (NA) |
| Clarke .....                      |           | 7      | 77    | -      | -               | (NA) |
| Clay .....                        |           | 8      | 16    | 1      | (D)             | (NA) |
| Copiah .....                      |           | 7      | 67    | -      | -               | (NA) |
| Covington .....                   |           | 9      | 86    | 4      | 18              | (NA) |
| De Soto .....                     |           | 18     | 82    | 3      | 12              | (NA) |
| Forrest .....                     |           | 6      | 36    | -      | -               | (NA) |
| Franklin .....                    |           | 6      | 40    | 2      | (D)             | (NA) |
| George .....                      |           | 3      | 33    | -      | -               | (NA) |
| Greene .....                      |           | 9      | 72    | 4      | 19              | (NA) |
| Grenada .....                     |           | 5      | 38    | -      | -               | (NA) |
| Hancock .....                     |           | 14     | 113   | 3      | 28              | (NA) |



Table 23. **Miscellaneous Livestock and Animal Specialties—Inventory and Sales: 1987 and 1982—Con.**

[For meaning of abbreviations and symbols, see introductory text]

| Geographic area                               | Inventory |        | Sales |        |                 |       |
|---|-----------|--------|-------|--------|-----------------|-------|
|   | Farms     | Number | Farms | Number | Sales (\$1,000) |       |
| <b>GOATS, TOTAL—Con.</b>                      |           |        |       |        |                 |       |
| <b>Counties, 1987—Con.</b>                    |           |        |       |        |                 |       |
| Harrison .....                                | 12        | 143    | 5     | 49     | (NA)            |       |
| Hinds .....                                   | 16        | 103    | 2     | (D)    | (NA)            |       |
| Itawamba .....                                | 5         | 79     | -     | -      | (NA)            |       |
| Jackson .....                                 | 10        | 178    | 4     | (D)    | (NA)            |       |
| Jasper .....                                  | 3         | (D)    | 2     | (D)    | (NA)            |       |
| Jefferson .....                               | 8         | 118    | 7     | 112    | (NA)            |       |
| Jefferson Davis .....                         | 4         | 8      | -     | -      | (NA)            |       |
| Jones .....                                   | 12        | 117    | 1     | (D)    | (NA)            |       |
| Kemper .....                                  | 8         | 87     | 3     | (D)    | (NA)            |       |
| Lafayette .....                               | 12        | 50     | -     | -      | (NA)            |       |
| Lamar .....                                   | 6         | 56     | 1     | (D)    | (NA)            |       |
| Lauderdale .....                              | 10        | 95     | 4     | 27     | (NA)            |       |
| Lawrence .....                                | 4         | 40     | 1     | (D)    | (NA)            |       |
| Leake .....                                   | 8         | 65     | 3     | (D)    | (NA)            |       |
| Lee .....                                     | 6         | 28     | 1     | (D)    | (NA)            |       |
| Lincoln .....                                 | 9         | 197    | -     | -      | (NA)            |       |
| Lowndes .....                                 | 7         | 102    | 2     | (D)    | (NA)            |       |
| Marion .....                                  | 7         | 19     | 1     | (D)    | (NA)            |       |
| Marshall .....                                | 11        | 64     | 3     | 17     | (NA)            |       |
| Monroe .....                                  | 8         | 144    | 5     | 40     | (NA)            |       |
| Neshoba .....                                 | 9         | 56     | 1     | (D)    | (NA)            |       |
| Newton .....                                  | 6         | 38     | 1     | (D)    | (NA)            |       |
| Noxubee .....                                 | 7         | 14     | 2     | (D)    | (NA)            |       |
| Oktibbeha .....                               | 7         | 140    | 3     | (D)    | (NA)            |       |
| Panola .....                                  | 6         | 24     | -     | -      | (NA)            |       |
| Pearl River .....                             | 17        | 119    | 4     | 79     | (NA)            |       |
| Perry .....                                   | 4         | 55     | 1     | (D)    | (NA)            |       |
| Pike .....                                    | 9         | 68     | 3     | 22     | (NA)            |       |
| Pontotoc .....                                | 13        | 82     | 3     | 9      | (NA)            |       |
| Rankin .....                                  | 5         | 23     | 2     | (D)    | (NA)            |       |
| Scott .....                                   | 9         | 89     | 3     | (D)    | (NA)            |       |
| Simpson .....                                 | 8         | 62     | -     | -      | (NA)            |       |
| Smith .....                                   | 4         | 105    | 3     | 20     | (NA)            |       |
| Stone .....                                   | 11        | 96     | 2     | (D)    | (NA)            |       |
| Tate .....                                    | 5         | 15     | 1     | (D)    | (NA)            |       |
| Tippah .....                                  | 10        | 121    | -     | -      | (NA)            |       |
| Tishomingo .....                              | 9         | 139    | 1     | (D)    | (NA)            |       |
| Union .....                                   | 7         | 38     | 3     | 18     | (NA)            |       |
| Walshall .....                                | 7         | 67     | 3     | (D)    | (NA)            |       |
| Warren .....                                  | 7         | 312    | 4     | (D)    | (NA)            |       |
| Washington .....                              | 6         | 24     | 1     | (D)    | (NA)            |       |
| Wayne .....                                   | 9         | 281    | 3     | 36     | (NA)            |       |
| Webster .....                                 | 4         | 27     | 2     | (D)    | (NA)            |       |
| Wilkinson .....                               | 7         | 92     | 2     | (D)    | (NA)            |       |
| Winston .....                                 | 7         | 29     | 1     | (D)    | (NA)            |       |
| Yazoo .....                                   | 11        | 133    | 6     | 63     | (NA)            |       |
| All other counties .....                      | 9         | (D)    | 2     | (D)    | (NA)            |       |
| <b>GOATS, EXCEPT ANGORA AND MILK</b>          |           |        |       |        |                 |       |
| <b>State Total</b>                            |           |        |       |        |                 |       |
| Mississippi .....                             | 1987..    | 409    | 4 273 | 117    | 1 332           | 31    |
|   | 1982..    | 322    | 4 266 | 109    | (D)             | (D)   |
| <b>RABBITS AND THEIR PELTS</b>                |           |        |       |        |                 |       |
| <b>State Total</b>                            |           |        |       |        |                 |       |
| Mississippi .....                             | 1987..    | 118    | 6 453 | 30     | 35 881          | 76    |
|   | 1982..    | 70     | 4 806 | 34     | 6 331           | 31    |
| <b>OTHER LIVESTOCK AND LIVESTOCK PRODUCTS</b> |           |        |       |        |                 |       |
| <b>State Total</b>                            |           |        |       |        |                 |       |
| Mississippi .....                             | 1987..    | 49     | (X)   | 27     | (X)             | 1 015 |
|   | 1982..    | (NA)   | (X)   | (NA)   | (X)             | (D)   |

Table 24. Grains—Corn, Sorghum, Wheat, and Other Small Grains: 1987 and 1982

[For meaning of abbreviations and symbols, see introductory text]

| Geographic area                         | 1987      |         |           |           |       | 1982      |        |           |           |       |
|---|-----------|---------|-----------|-----------|-------|-----------|--------|-----------|-----------|-------|
|   | Harvested |         |           | Irrigated |       | Harvested |        |           | Irrigated |       |
|   | Farms     | Acres   | Quantity  | Farms     | Acres | Farms     | Acres  | Quantity  | Farms     | Acres |
| <b>CORN FOR GRAIN OR SEED (BUSHELS)</b> |           |         |           |           |       |           |        |           |           |       |
| <b>State Total</b>                      |           |         |           |           |       |           |        |           |           |       |
| Mississippi -----                       | 4 020     | 120 361 | 9 369 093 | 73        | 4 626 | 5 510     | 80 914 | 4 757 736 | 78        | 2 909 |
| <b>Counties</b>                         |           |         |           |           |       |           |        |           |           |       |
| Adams -----                             | 5         | 1 094   | 123 388   | -         | -     | 12        | 724    | 35 651    | -         | -     |
| Alcorn -----                            | 133       | 3 714   | 338 243   | -         | -     | 115       | 1 403  | 95 730    | 1         | (D)   |
| Amite -----                             | 36        | 1 250   | 86 074    | 1         | (D)   | 101       | 1 028  | 46 254    | -         | -     |
| Attala -----                            | 60        | 1 483   | 115 103   | 2         | (D)   | 121       | 1 534  | 78 624    | -         | -     |
| Benton -----                            | 70        | 2 372   | 232 880   | -         | -     | 66        | 659    | 43 465    | -         | -     |
| Bolivar -----                           | 7         | 88      | 3 927     | 1         | (D)   | 11        | 136    | 4 409     | -         | -     |
| Calhoun -----                           | 83        | 2 047   | 162 533   | 3         | (D)   | 79        | 628    | 37 312    | -         | -     |
| Carroll -----                           | 53        | 1 448   | 140 996   | 1         | (D)   | 75        | 1 608  | 113 453   | 2         | (D)   |
| Chickasaw -----                         | 83        | 4 136   | 414 289   | 3         | (D)   | 50        | 636    | 39 260    | 1         | (D)   |
| Choctaw -----                           | 20        | 272     | 16 253    | -         | -     | 71        | 709    | 31 575    | -         | -     |
| Claiborne -----                         | 27        | 1 506   | 117 653   | 3         | 447   | 32        | 217    | 11 883    | -         | -     |
| Clarke -----                            | 40        | 680     | 36 645    | -         | -     | 84        | 851    | 29 259    | -         | -     |
| Clay -----                              | 42        | 965     | 72 976    | 1         | (D)   | 51        | 1 421  | 91 537    | -         | -     |
| Coahoma -----                           | 4         | 101     | (D)       | -         | -     | 4         | (D)    | (D)       | -         | -     |
| Copiah -----                            | 27        | 2 543   | 186 438   | 1         | (D)   | 60        | 691    | 49 634    | 2         | (D)   |
| Covington -----                         | 44        | 2 012   | 117 548   | -         | -     | 72        | 564    | 20 969    | -         | -     |
| De Soto -----                           | 51        | 4 363   | 413 563   | 3         | (D)   | 52        | 742    | 52 309    | -         | -     |
| Forrest -----                           | 24        | 766     | 66 048    | 1         | (D)   | 51        | 695    | 38 557    | 1         | (D)   |
| Franklin -----                          | 26        | 3 507   | 335 000   | 1         | (D)   | 25        | 486    | 25 721    | -         | -     |
| George -----                            | 75        | 1 692   | 95 000    | 4         | 321   | 110       | 2 387  | 140 826   | 4         | 269   |
| Greene -----                            | 72        | 1 193   | 72 024    | -         | -     | 115       | 2 393  | 140 566   | 1         | (D)   |
| Grenada -----                           | 28        | 765     | 68 321    | 1         | (D)   | 30        | 493    | 43 897    | 1         | (D)   |
| Harrison -----                          | 7         | 38      | 1 093     | -         | -     | 25        | 524    | 42 832    | 3         | 5     |
| Hinds -----                             | 66        | 2 309   | 177 625   | -         | -     | 104       | 1 348  | 55 154    | -         | -     |
| Holmes -----                            | 71        | 1 454   | 110 027   | 4         | 123   | 70        | 889    | 50 545    | 1         | (D)   |
| Humphreys -----                         | 10        | 514     | 54 306    | 1         | (D)   | 7         | 59     | (D)       | 1         | (D)   |
| Itawamba -----                          | 85        | 1 914   | 140 614   | 1         | (D)   | 116       | 2 158  | 156 238   | 2         | (D)   |
| Jackson -----                           | 19        | 481     | 35 334    | -         | -     | 43        | 1 876  | 99 899    | 2         | (D)   |
| Jasper -----                            | 46        | 701     | 43 190    | 1         | (D)   | 86        | 1 602  | 59 256    | 3         | (D)   |
| Jefferson -----                         | 20        | 1 159   | 123 131   | 1         | (D)   | 24        | 484    | 26 080    | 2         | (D)   |
| Jefferson Davis -----                   | 71        | 1 889   | 128 630   | -         | -     | 105       | 994    | 53 348    | 2         | (D)   |
| Jones -----                             | 44        | 585     | 36 167    | 2         | (D)   | 83        | 898    | 31 483    | 1         | (D)   |
| Kemper -----                            | 47        | 685     | 42 529    | 2         | (D)   | 114       | 859    | 36 017    | 3         | 15    |
| Lafayette -----                         | 82        | 2 055   | 150 671   | 1         | (D)   | 75        | 1 119  | 78 656    | -         | -     |
| Lamar -----                             | 41        | 490     | 31 582    | -         | -     | 79        | 1 790  | 66 215    | -         | -     |
| Lauderdale -----                        | 25        | 140     | 7 448     | -         | -     | 68        | 477    | 18 481    | -         | -     |
| Lawrence -----                          | 36        | 2 672   | 124 788   | -         | -     | 54        | 493    | 18 834    | -         | -     |
| Leake -----                             | 56        | 789     | 47 486    | 1         | (D)   | 119       | 1 430  | 93 118    | 1         | (D)   |
| Lee -----                               | 91        | 4 096   | 365 188   | 1         | (D)   | 53        | 761    | 58 773    | 3         | (D)   |
| Leflore -----                           | 9         | 560     | 42 468    | 1         | (D)   | 7         | (D)    | (D)       | 1         | (D)   |
| Lincoln -----                           | 32        | 2 076   | 165 583   | -         | -     | 43        | 945    | 77 530    | -         | -     |
| Lowndes -----                           | 58        | 915     | 59 367    | 1         | (D)   | 76        | 623    | 31 762    | 3         | (D)   |
| Madison -----                           | 46        | 2 976   | 238 080   | -         | -     | 80        | 1 740  | 142 349   | 2         | (D)   |
| Marion -----                            | 77        | 1 166   | 58 538    | 2         | (D)   | 115       | 1 275  | 59 412    | 6         | 171   |
| Marshall -----                          | 106       | 2 795   | 244 621   | -         | -     | 100       | 690    | 38 706    | -         | -     |
| Monroe -----                            | 91        | 4 509   | 310 849   | 1         | (D)   | 66        | 1 328  | 97 276    | 5         | (D)   |
| Montgomery -----                        | 79        | 1 202   | 102 902   | 2         | (D)   | 91        | 2 623  | 202 242   | -         | -     |
| Neshoba -----                           | 40        | 599     | 22 747    | -         | -     | 111       | 973    | 52 234    | 1         | (D)   |
| Newton -----                            | 32        | 207     | 15 192    | 1         | (D)   | 96        | 1 039  | 51 777    | 1         | (D)   |
| Noxubee -----                           | 56        | 4 271   | 341 195   | 5         | 518   | 52        | 1 236  | 107 932   | 2         | (D)   |
| Oktibbeha -----                         | 22        | 635     | 45 667    | -         | -     | 32        | 549    | 43 091    | -         | -     |
| Panola -----                            | 59        | 1 926   | 191 852   | 2         | (D)   | 72        | 957    | 69 603    | -         | -     |
| Pearl River -----                       | 28        | 397     | 24 225    | -         | -     | 51        | 878    | 34 466    | 4         | (D)   |
| Perry -----                             | 30        | 465     | 30 150    | -         | -     | 49        | 900    | 48 287    | 1         | (D)   |
| Pike -----                              | 48        | 1 788   | 116 040   | -         | -     | 77        | 1 438  | 73 753    | -         | -     |
| Pontotoc -----                          | 118       | 2 866   | 219 102   | -         | -     | 101       | 1 849  | 118 654   | 2         | (D)   |
| Prentiss -----                          | 74        | 3 682   | 296 939   | -         | -     | 100       | 1 387  | 99 459    | -         | -     |
| Quitman -----                           | 8         | 749     | 69 754    | 2         | (D)   | 4         | (D)    | 745       | -         | -     |
| Rankin -----                            | 31        | 724     | 59 627    | -         | -     | 54        | 495    | 29 338    | -         | -     |
| Scott -----                             | 40        | 352     | 25 641    | -         | -     | 89        | 941    | 59 869    | -         | -     |
| Sharkey -----                           | 3         | (D)     | (D)       | 1         | (D)   | (NA)      | (NA)   | (NA)      | (NA)      | (NA)  |
| Simpson -----                           | 61        | 1 694   | 116 379   | 3         | 7     | 106       | 1 385  | 58 582    | 1         | (D)   |
| Smith -----                             | 38        | 328     | 14 031    | -         | -     | 57        | 400    | 16 909    | -         | -     |
| Stone -----                             | 26        | 668     | 55 813    | -         | -     | 50        | 2 203  | 126 599   | -         | -     |
| Sunflower -----                         | 4         | 237     | 20 450    | 1         | (D)   | 5         | (D)    | (D)       | 2         | (D)   |
| Tallahatchie -----                      | 16        | (D)     | 61 803    | -         | -     | 33        | 308    | 12 905    | -         | -     |
| Tate -----                              | 74        | 1 592   | 119 189   | -         | -     | 59        | 1 208  | 95 579    | -         | -     |
| Tippah -----                            | 209       | 3 121   | 231 156   | -         | -     | 226       | 2 666  | 167 802   | -         | -     |
| Tishomingo -----                        | 109       | 2 505   | 176 786   | 2         | (D)   | 107       | 1 448  | 88 711    | -         | -     |
| Union -----                             | 176       | 4 973   | 381 941   | 1         | (D)   | 178       | 2 228  | 130 292   | 1         | (D)   |
| Walthall -----                          | 50        | 1 011   | 61 131    | 2         | (D)   | 86        | 2 578  | 86 581    | -         | -     |
| Warren -----                            | 14        | 710     | 56 804    | -         | -     | 16        | 279    | 19 081    | -         | -     |
| Washington -----                        | 8         | 756     | 69 925    | 2         | (D)   | 7         | (D)    | (D)       | 2         | (D)   |
| Wayne -----                             | 68        | 975     | 51 788    | 1         | (D)   | 120       | 1 552  | 69 101    | -         | -     |
| Webster -----                           | 43        | 766     | 53 165    | -         | -     | 70        | 623    | 37 303    | 1         | (D)   |
| Wilkinson -----                         | 21        | 226     | 11 068    | -         | -     | 21        | 228    | 8 065     | -         | -     |
| Winston -----                           | 61        | 428     | 18 018    | -         | -     | 175       | 1 715  | 72 945    | 4         | 15    |
| Yalobusha -----                         | 65        | 922     | 69 898    | -         | -     | 74        | 837    | 47 340    | -         | -     |
| Yazoo -----                             | 60        | 2 379   | 226 048   | -         | -     | 31        | 1 084  | 108 660   | 1         | (D)   |
| All other counties -----                | 3         | 305     | 42 080    | 2         | (D)   | (NA)      | (NA)   | (NA)      | (NA)      | (NA)  |

Table 24. Grains—Corn, Sorghum, Wheat, and Other Small Grains: 1987 and 1982—Con.

[For meaning of abbreviations and symbols, see introductory text]

| Geographic area                           | 1987      |         |           |           |       | 1982                   |         |            |           |       |
|---|-----------|---------|-----------|-----------|-------|------------------------|---------|------------|-----------|-------|
|   | Harvested |         |           | Irrigated |       | Harvested <sup>1</sup> |         |            | Irrigated |       |
|   | Farms     | Acres   | Quantity  | Farms     | Acres | Farms                  | Acres   | Quantity   | Farms     | Acres |
| <b>SORGHUM FOR GRAIN OR SEED (BUSHEL)</b> |           |         |           |           |       |                        |         |            |           |       |
| <b>State Total</b>                        |           |         |           |           |       |                        |         |            |           |       |
| Mississippi .....                         | 1 414     | 111 250 | 6 758 881 | 59        | 4 350 | 834                    | 89 477  | 4 817 320  | 6         | 431   |
| <b>Counties</b>                           |           |         |           |           |       |                        |         |            |           |       |
| Alcorn .....                              | 20        | 605     | 36 873    | -         | -     | 34                     | 3 017   | 206 017    | -         | -     |
| Amite .....                               | 3         | (D)     | (D)       | -         | -     | 5                      | 217     | 12 242     | -         | -     |
| Attala .....                              | 6         | 299     | 12 881    | -         | -     | 7                      | 681     | 35 694     | -         | -     |
| Benton .....                              | 13        | 1 107   | 80 816    | -         | -     | 10                     | 726     | 33 281     | -         | -     |
| Bolivar .....                             | 44        | 3 618   | 221 365   | 6         | 169   | 3                      | 225     | 6 675      | -         | -     |
| Calhoun .....                             | 103       | 6 946   | 378 725   | -         | -     | 76                     | 7 217   | 425 923    | -         | -     |
| Carroll .....                             | 12        | 777     | 54 978    | -         | -     | (NA)                   | (NA)    | (NA)       | (NA)      | (NA)  |
| Chickasaw .....                           | 31        | 1 324   | 78 888    | -         | -     | 22                     | 1 597   | 99 986     | -         | -     |
| Choctaw .....                             | 6         | 1 099   | 48 894    | -         | -     | 8                      | 1 762   | 69 280     | -         | -     |
| Claiborne .....                           | 3         | 152     | 9 850     | -         | -     | 6                      | 750     | 34 480     | -         | -     |
| Clay .....                                | 15        | 720     | 50 953    | -         | -     | 9                      | 760     | 38 936     | -         | -     |
| Coahoma .....                             | 43        | 4 230   | 285 474   | 11        | 943   | (NA)                   | (NA)    | (NA)       | (NA)      | (NA)  |
| Copiah .....                              | 3         | (D)     | (D)       | -         | -     | 8                      | 2 219   | 118 409    | -         | -     |
| De Soto .....                             | 21        | 1 431   | 82 631    | -         | -     | 13                     | 2 252   | 140 665    | -         | -     |
| Grenada .....                             | 21        | 1 090   | 70 802    | -         | -     | 6                      | 563     | 34 170     | -         | -     |
| Hinds .....                               | 13        | 1 318   | 71 329    | -         | -     | 4                      | 252     | 6 460      | -         | -     |
| Holmes .....                              | 32        | 2 639   | 180 886   | 4         | 276   | 14                     | 898     | 47 018     | -         | -     |
| Humphreys .....                           | 23        | 1 140   | 64 932    | -         | -     | (NA)                   | (NA)    | (NA)       | (NA)      | (NA)  |
| Issaquena .....                           | 8         | 1 248   | 75 916    | -         | -     | 4                      | 926     | 42 500     | -         | -     |
| Ita wamba .....                           | 6         | 180     | 5 557     | -         | -     | 10                     | 488     | 23 939     | -         | -     |
| Lafayette .....                           | 11        | 913     | 45 523    | -         | -     | 22                     | 3 593   | 271 488    | -         | -     |
| Lamar .....                               | 3         | (D)     | (D)       | -         | -     | 6                      | 540     | 7 390      | -         | -     |
| Leake .....                               | 3         | (D)     | 4 200     | -         | -     | 5                      | 337     | 19 360     | -         | -     |
| Lee .....                                 | 14        | 561     | 26 330    | -         | -     | 11                     | 728     | 23 388     | -         | -     |
| Leflore .....                             | 52        | 4 748   | 286 890   | 6         | 271   | 4                      | 632     | 36 582     | 1         | (D)   |
| Lowndes .....                             | 36        | 2 003   | 111 661   | -         | -     | 7                      | 502     | 20 600     | -         | -     |
| Madison .....                             | 10        | 835     | 69 355    | -         | -     | 19                     | 3 030   | 121 318    | -         | -     |
| Marshall .....                            | 24        | 2 117   | 143 160   | -         | -     | 19                     | 2 687   | 140 153    | -         | -     |
| Monroe .....                              | 53        | 2 803   | 122 685   | -         | -     | 18                     | 937     | 46 531     | 2         | (D)   |
| Montgomery .....                          | 12        | 739     | 38 630    | -         | -     | 13                     | 3 830   | 176 435    | -         | -     |
| Noxubee .....                             | 67        | 5 092   | 266 816   | 1         | (D)   | 68                     | 5 481   | 295 298    | -         | -     |
| Oktibbeha .....                           | 7         | 380     | 15 049    | 1         | (D)   | 12                     | 816     | 38 098     | -         | -     |
| Panola .....                              | 51        | 3 309   | 176 916   | -         | -     | 37                     | 3 954   | 209 126    | 1         | (D)   |
| Pearl River .....                         | 6         | 50      | 1 917     | -         | -     | (NA)                   | (NA)    | (NA)       | (NA)      | (NA)  |
| Perry .....                               | 3         | (D)     | (D)       | -         | -     | 3                      | (D)     | (D)        | -         | -     |
| Pontotoc .....                            | 36        | 1 816   | 104 668   | -         | -     | 21                     | 1 521   | 53 330     | -         | -     |
| Prentiss .....                            | 26        | 1 593   | 94 808    | -         | -     | 14                     | 610     | 23 584     | -         | -     |
| Quitman .....                             | 88        | 9 683   | 680 230   | 3         | 442   | 12                     | 928     | 54 253     | -         | -     |
| Scott .....                               | 3         | 70      | 2 800     | -         | -     | 9                      | 485     | 15 934     | -         | -     |
| Sharkey .....                             | 26        | 4 073   | 260 548   | 1         | (D)   | (NA)                   | (NA)    | (NA)       | (NA)      | (NA)  |
| Sunflower .....                           | 38        | 2 650   | 173 487   | 4         | 178   | 3                      | (D)     | (D)        | -         | -     |
| Tallahatchie .....                        | 45        | 4 659   | 318 052   | 8         | 616   | 10                     | 781     | 42 149     | -         | -     |
| Tate .....                                | 28        | 979     | 54 764    | -         | -     | 20                     | 1 812   | 91 486     | -         | -     |
| Tippah .....                              | 14        | 417     | 31 109    | -         | -     | 15                     | 471     | 23 425     | -         | -     |
| Tishomingo .....                          | 7         | 270     | 15 769    | -         | -     | 3                      | 12      | 400        | -         | -     |
| Tunica .....                              | 45        | 5 553   | 329 278   | 7         | 1 108 | (NA)                   | (NA)    | (NA)       | (NA)      | (NA)  |
| Union .....                               | 42        | 1 524   | 84 689    | -         | -     | 27                     | 3 970   | 222 497    | -         | -     |
| Washington .....                          | 104       | 9 824   | 688 641   | 6         | 317   | 24                     | 5 519   | 345 063    | 2         | (D)   |
| Webster .....                             | 19        | 1 160   | 60 345    | -         | -     | 13                     | 1 125   | 66 895     | -         | -     |
| Wilkinson .....                           | 3         | 180     | (D)       | -         | -     | 3                      | 450     | 17 950     | -         | -     |
| Winston .....                             | 5         | 266     | 11 468    | -         | -     | 7                      | 213     | 10 268     | -         | -     |
| Yalobusha .....                           | 11        | 749     | 45 336    | -         | -     | 13                     | 788     | 37 828     | -         | -     |
| Yazoo .....                               | 74        | 6 654   | 485 859   | 1         | (D)   | 29                     | 5 842   | 362 485    | -         | -     |
| All other counties .....                  | 22        | 2 693   | 127 644   | -         | -     | (NA)                   | (NA)    | (NA)       | (NA)      | (NA)  |
| <b>WHEAT FOR GRAIN (BUSHEL)</b>           |           |         |           |           |       |                        |         |            |           |       |
| <b>State Total</b>                        |           |         |           |           |       |                        |         |            |           |       |
| Mississippi .....                         | 1 991     | 283 477 | 9 674 702 | 35        | 6 773 | 4 297                  | 809 015 | 29 185 697 | 23        | 6 129 |
| <b>Counties</b>                           |           |         |           |           |       |                        |         |            |           |       |
| Adams .....                               | 8         | 1 585   | 44 095    | -         | -     | 7                      | 1 487   | 47 273     | -         | -     |
| Alcorn .....                              | 10        | 670     | 16 987    | -         | -     | 57                     | 5 095   | 130 567    | -         | -     |
| Amite .....                               | 4         | 546     | 27 370    | -         | -     | 19                     | 2 531   | 63 525     | -         | -     |
| Attala .....                              | 7         | 585     | 12 255    | -         | -     | 28                     | 3 119   | 95 061     | 1         | (D)   |
| Benton .....                              | 7         | 817     | 24 370    | -         | -     | 20                     | 1 620   | 49 102     | -         | -     |
| Bolivar .....                             | 168       | 29 946  | 1 140 109 | 7         | 1 011 | 255                    | 62 328  | 2 561 022  | 8         | 2 699 |
| Calhoun .....                             | 36        | 1 480   | 46 216    | -         | -     | 99                     | 9 910   | 348 579    | -         | -     |
| Carroll .....                             | 20        | 1 134   | 30 204    | -         | -     | 48                     | 5 695   | 191 833    | -         | -     |
| Chickasaw .....                           | 29        | 2 699   | 66 982    | -         | -     | 79                     | 14 457  | 436 696    | -         | -     |
| Choctaw .....                             | 4         | (D)     | 6 844     | -         | -     | 32                     | 4 617   | 132 607    | -         | -     |
| Claiborne .....                           | 11        | 1 460   | 40 826    | -         | -     | 23                     | 5 259   | 179 938    | -         | -     |
| Clay .....                                | 19        | 1 964   | 67 912    | -         | -     | 64                     | 10 335  | 328 488    | -         | -     |
| Coahoma .....                             | 89        | 19 413  | 704 271   | 11        | 1 502 | 150                    | 44 890  | 1 868 398  | 4         | 781   |
| Covington .....                           | 13        | 1 590   | 61 629    | -         | -     | 65                     | 6 317   | 199 275    | -         | -     |
| De Soto .....                             | 45        | 12 602  | 522 603   | -         | -     | 73                     | 24 283  | 990 742    | -         | -     |
| Forrest .....                             | 29        | 3 303   | 142 709   | -         | -     | 15                     | 1 688   | 61 423     | -         | -     |
| Franklin .....                            | 4         | 462     | 13 571    | -         | -     | 12                     | 4 627   | 146 606    | -         | -     |
| George .....                              | 21        | 2 188   | 103 513   | -         | -     | 31                     | 2 003   | 42 980     | -         | -     |
| Grenada .....                             | 10        | 1 109   | 35 949    | -         | -     | 33                     | 5 919   | 200 208    | -         | -     |
| Hancock .....                             | 7         | 837     | 15 350    | -         | -     | 6                      | 704     | 11 648     | -         | -     |

Table 24. Grains—Corn, Sorghum, Wheat, and Other Small Grains: 1987 and 1982—Con.

[For meaning of abbreviations and symbols, see introductory text]

| Geographic area                       | 1987      |        |           |           |       | 1982      |        |           |           |       |
|---------------------------------------|-----------|--------|-----------|-----------|-------|-----------|--------|-----------|-----------|-------|
|                                       | Harvested |        |           | Irrigated |       | Harvested |        |           | Irrigated |       |
|                                       | Farms     | Acres  | Quantity  | Farms     | Acres | Farms     | Acres  | Quantity  | Farms     | Acres |
| <b>WHEAT FOR GRAIN (BUSHELS)—Con.</b> |           |        |           |           |       |           |        |           |           |       |
| <b>Counties—Con.</b>                  |           |        |           |           |       |           |        |           |           |       |
| Hinds                                 | 25        | 3 849  | 112 131   | -         | -     | 56        | 9 181  | 245 314   | -         | -     |
| Holmes                                | 19        | 2 554  | 71 669    | -         | -     | 42        | 6 898  | 249 305   | 1         | (D)   |
| Humphreys                             | 61        | 8 404  | 269 876   | -         | -     | 98        | 22 754 | 940 078   | 1         | (D)   |
| Issaquena                             | 35        | 9 105  | 331 341   | 1         | (D)   | 55        | 15 935 | 660 340   | 1         | (D)   |
| Itawamba                              | 7         | 274    | 9 110     | -         | -     | 30        | 2 039  | 53 054    | -         | -     |
| Jasper                                | 3         | (D)    | 3 360     | -         | -     | 12        | 1 377  | 41 746    | -         | -     |
| Jefferson                             | 5         | 1 275  | 37 625    | -         | -     | 35        | 7 467  | 269 079   | -         | -     |
| Jefferson Davis                       | 24        | 2 926  | 74 877    | -         | -     | 38        | 4 422  | 102 785   | -         | -     |
| Jones                                 | 19        | 2 154  | 55 774    | -         | -     | 24        | 2 394  | 74 246    | -         | -     |
| Kemper                                | 6         | 743    | 27 700    | -         | -     | 36        | 6 491  | 182 270   | -         | -     |
| Lafayette                             | 6         | 389    | 8 504     | -         | -     | 30        | 3 182  | 83 866    | -         | -     |
| Lamar                                 | 19        | 3 037  | 93 506    | -         | -     | 27        | 2 128  | 50 164    | -         | -     |
| Lawrence                              | 8         | 1 310  | 48 470    | -         | -     | 11        | 937    | 31 600    | -         | -     |
| Leake                                 | 6         | 514    | 9 605     | -         | -     | 24        | 3 717  | 91 315    | -         | -     |
| Lee                                   | 39        | 2 956  | 84 910    | -         | -     | 91        | 11 281 | 316 300   | -         | -     |
| Leflore                               | 30        | 2 469  | 84 381    | 1         | (D)   | 79        | 18 172 | 747 230   | -         | -     |
| Lincoln                               | 4         | 331    | 11 415    | -         | -     | 34        | 3 922  | 125 524   | -         | -     |
| Lowndes                               | 53        | 6 512  | 237 087   | -         | -     | 109       | 30 723 | 1 004 306 | -         | -     |
| Madison                               | 25        | 3 699  | 127 385   | -         | -     | 34        | 6 659  | 212 536   | -         | -     |
| Marion                                | 17        | 792    | 23 192    | -         | -     | 13        | 1 802  | 51 289    | -         | -     |
| Marshall                              | 25        | 1 998  | 66 335    | -         | -     | 48        | 6 647  | 193 722   | -         | -     |
| Monroe                                | 84        | 7 366  | 227 292   | -         | -     | 110       | 13 608 | 462 040   | -         | -     |
| Montgomery                            | 5         | 97     | 2 640     | -         | -     | 14        | 1 039  | 30 537    | -         | -     |
| Neshoba                               | 4         | 36     | 1 600     | -         | -     | 7         | 859    | 21 223    | -         | -     |
| Newton                                | 5         | 275    | 9 210     | -         | -     | 7         | 610    | 18 528    | -         | -     |
| Noxubee                               | 54        | 5 128  | 173 594   | -         | -     | 172       | 29 937 | 1 103 858 | -         | -     |
| Panola                                | 43        | 8 373  | 247 469   | -         | -     | 135       | 31 782 | 1 014 531 | 1         | (D)   |
| Pearl River                           | 24        | 6 439  | 135 183   | -         | -     | 37        | 5 786  | 145 232   | -         | -     |
| Perry                                 | 8         | 1 278  | 70 420    | -         | -     | 9         | 1 807  | 60 463    | -         | -     |
| Pike                                  | 18        | 1 811  | 64 325    | -         | -     | 36        | 4 136  | 123 025   | -         | -     |
| Pontotoc                              | 29        | 2 026  | 54 984    | -         | -     | 150       | 15 047 | 432 351   | -         | -     |
| Prentiss                              | 19        | 1 643  | 52 786    | -         | -     | 75        | 9 825  | 209 654   | -         | -     |
| Quitman                               | 106       | 12 844 | 372 568   | 2         | (D)   | 189       | 38 536 | 1 484 057 | -         | -     |
| Rankin                                | 13        | 1 393  | 35 492    | -         | -     | 35        | 4 794  | 175 814   | -         | -     |
| Sharkey                               | 47        | 7 465  | 244 027   | -         | -     | 75        | 27 677 | 1 143 563 | -         | -     |
| Smith                                 | 10        | 757    | 18 806    | -         | -     | 20        | 2 142  | 59 819    | -         | -     |
| Stone                                 | 4         | 662    | 12 104    | -         | -     | 7         | 462    | 13 490    | -         | -     |
| Sunflower                             | 65        | 9 465  | 277 683   | 2         | (D)   | 145       | 30 958 | 1 058 043 | 3         | 445   |
| Tallahatchie                          | 43        | 4 779  | 146 067   | 4         | 310   | 102       | 17 787 | 672 591   | 2         | (D)   |
| Tate                                  | 38        | 5 875  | 183 311   | -         | -     | 96        | 15 253 | 530 089   | -         | -     |
| Tippah                                | 6         | 139    | 4 700     | -         | -     | 13        | 739    | 22 520    | -         | -     |
| Tishomingo                            | 9         | 745    | 23 700    | -         | -     | 43        | 2 819  | 87 246    | -         | -     |
| Tunica                                | 95        | 20 880 | 857 234   | 2         | (D)   | 91        | 31 460 | 1 418 381 | -         | -     |
| Union                                 | 23        | 773    | 18 744    | -         | -     | 72        | 4 135  | 100 108   | -         | -     |
| Walthall                              | 22        | 4 204  | 120 017   | -         | -     | 44        | 7 635  | 216 003   | -         | -     |
| Warren                                | 12        | 1 427  | 56 998    | -         | -     | 24        | 4 756  | 232 515   | -         | -     |
| Washington                            | 161       | 29 409 | 1 086 373 | 5         | 1 456 | 232       | 73 054 | 2 941 913 | 1         | (D)   |
| Wayne                                 | 3         | 80     | 1 000     | -         | -     | (NA)      | (NA)   | (NA)      | (NA)      | (NA)  |
| Webster                               | 5         | 374    | 10 200    | -         | -     | 36        | 3 303  | 85 151    | -         | -     |
| Winston                               | 6         | 546    | 15 670    | -         | -     | 25        | 2 196  | 92 697    | -         | -     |
| Yazoo                                 | 39        | 4 903  | 184 648   | -         | -     | 69        | 16 222 | 669 075   | -         | -     |
| All other counties                    | 14        | 2 019  | 51 839    | -         | -     | (NA)      | (NA)   | (NA)      | (NA)      | (NA)  |
| <b>OATS FOR GRAIN (BUSHELS)</b>       |           |        |           |           |       |           |        |           |           |       |
| <b>State Total</b>                    |           |        |           |           |       |           |        |           |           |       |
| Mississippi                           | 164       | 5 097  | 257 147   | 1         | (D)   | 334       | 11 295 | 613 125   | -         | -     |
| <b>Counties</b>                       |           |        |           |           |       |           |        |           |           |       |
| Bolivar                               | 3         | 121    | (D)       | -         | -     | 3         | (D)    | (D)       | -         | -     |
| Covington                             | 15        | 411    | 17 240    | -         | -     | 27        | 691    | 29 325    | -         | -     |
| De Soto                               | 4         | 111    | 6 278     | -         | -     | 5         | 235    | 8 040     | -         | -     |
| Forrest                               | 5         | 96     | 4 040     | -         | -     | 13        | 391    | 17 090    | -         | -     |
| Humphreys                             | 3         | 130    | 7 000     | -         | -     | 4         | 132    | 11 125    | -         | -     |
| Jefferson Davis                       | 5         | 165    | 9 100     | -         | -     | 21        | 516    | 27 105    | -         | -     |
| Jones                                 | 6         | 121    | 4 950     | -         | -     | 3         | 59     | 2 140     | -         | -     |
| Lincoln                               | 4         | 70     | 5 400     | -         | -     | 8         | 266    | 16 285    | -         | -     |
| Lowndes                               | 8         | 208    | 11 535    | -         | -     | 17        | 716    | 45 913    | -         | -     |
| Marion                                | 3         | (D)    | (D)       | -         | -     | 8         | 256    | 12 960    | -         | -     |
| Monroe                                | 11        | 217    | 10 765    | -         | -     | 13        | 278    | 16 988    | -         | -     |
| Montgomery                            | 3         | 83     | 3 275     | -         | -     | 4         | 155    | 10 800    | -         | -     |
| Newton                                | 5         | 191    | 10 525    | -         | -     | 4         | 95     | 4 420     | -         | -     |
| Noxubee                               | 6         | 113    | 5 336     | -         | -     | 9         | 182    | 6 950     | -         | -     |
| Pearl River                           | 5         | (D)    | 8 871     | -         | -     | 7         | 362    | 19 320    | -         | -     |
| Perry                                 | 3         | (D)    | (D)       | -         | -     | (NA)      | (NA)   | (NA)      | (NA)      | (NA)  |
| Pike                                  | 5         | 120    | 5 630     | -         | -     | 10        | 172    | 10 579    | -         | -     |
| Smith                                 | 3         | 60     | (D)       | -         | -     | 11        | 242    | 11 260    | -         | -     |
| Tishomingo                            | 3         | 24     | 527       | -         | -     | (NA)      | (NA)   | (NA)      | (NA)      | (NA)  |
| Walthall                              | 11        | 312    | 12 586    | -         | -     | 11        | 496    | 31 930    | -         | -     |
| Washington                            | 4         | 101    | 5 450     | -         | -     | 4         | 60     | 3 100     | -         | -     |
| Yazoo                                 | 7         | 329    | 18 650    | -         | -     | 17        | 698    | 46 660    | -         | -     |
| All other counties                    | 42        | 1 377  | 71 839    | 1         | (D)   | (NA)      | (NA)   | (NA)      | (NA)      | (NA)  |

Table 24. Grains—Corn, Sorghum, Wheat, and Other Small Grains: 1987 and 1982—Con.

[For meaning of abbreviations and symbols, see introductory text]

| Geographic area               | 1987      |         |            |           |         | 1982      |         |            |           |         |
|-------------------------------|-----------|---------|------------|-----------|---------|-----------|---------|------------|-----------|---------|
|                               | Harvested |         |            | Irrigated |         | Harvested |         |            | Irrigated |         |
|                               | Farms     | Acres   | Quantity   | Farms     | Acres   | Farms     | Acres   | Quantity   | Farms     | Acres   |
| <b>RICE (CWT)</b>             |           |         |            |           |         |           |         |            |           |         |
| <b>State Total</b>            |           |         |            |           |         |           |         |            |           |         |
| Mississippi .....             | 803       | 195 505 | 10 466 632 | 803       | 195 505 | 714       | 240 303 | 10 106 176 | 714       | 240 303 |
| <b>Counties</b>               |           |         |            |           |         |           |         |            |           |         |
| Bolivar .....                 | 214       | 58 068  | 3 085 847  | 214       | 58 068  | 198       | 66 332  | 2 733 261  | 198       | 66 332  |
| Coahoma .....                 | 53        | 11 213  | 590 525    | 53        | 11 213  | 42        | 9 425   | 384 555    | 42        | 9 425   |
| Holmes .....                  | 6         | 1 389   | 73 782     | 6         | 1 389   | 3         | 1 239   | 48 693     | 3         | 1 239   |
| Humphreys .....               | 36        | 6 687   | 313 077    | 36        | 6 687   | 28        | 7 068   | 346 850    | 28        | 7 068   |
| Issaquena .....               | 10        | 2 738   | 133 663    | 10        | 2 738   | 6         | 2 025   | 105 377    | 6         | 2 025   |
| Leflore .....                 | 47        | 13 508  | 786 832    | 47        | 13 508  | 53        | 25 617  | 1 028 703  | 53        | 25 617  |
| Panola .....                  | 9         | 1 681   | 56 414     | 9         | 1 681   | 8         | 2 259   | 104 670    | 8         | 2 259   |
| Quitman .....                 | 50        | 12 728  | 627 071    | 50        | 12 728  | 52        | 16 078  | 670 312    | 52        | 16 078  |
| Sharkey .....                 | 25        | 6 487   | 348 753    | 25        | 6 487   | 21        | 6 261   | 271 377    | 21        | 6 261   |
| Sunflower .....               | 144       | 28 604  | 1 620 174  | 144       | 28 604  | 115       | 41 999  | 1 674 695  | 115       | 41 999  |
| Tallahatchie .....            | 39        | 8 292   | 465 970    | 39        | 8 292   | 27        | 7 754   | 325 329    | 27        | 7 754   |
| Tate .....                    | 5         | (D)     | (D)        | 5         | (D)     | 4         | 539     | 20 432     | 4         | 539     |
| Tunica .....                  | 59        | 14 866  | 746 732    | 59        | 14 866  | 51        | 15 922  | 659 947    | 51        | 15 922  |
| Washington .....              | 97        | 26 251  | 1 472 842  | 97        | 26 251  | 88        | 31 515  | 1 496 373  | 88        | 31 515  |
| Yazoo .....                   | 4         | 722     | 40 380     | 4         | 722     | 6         | 1 700   | 72 296     | 6         | 1 700   |
| All other counties .....      | 5         | (D)     | (D)        | 5         | (D)     | (NA)      | (NA)    | (NA)       | (NA)      | (NA)    |
| <b>RYE FOR GRAIN (BUSHEL)</b> |           |         |            |           |         |           |         |            |           |         |
| <b>State Total</b>            |           |         |            |           |         |           |         |            |           |         |
| Mississippi .....             | 10        | 304     | 6 605      | -         | -       | 19        | 223     | 4 617      | 1         | (D)     |

Table 25. Cotton, Tobacco, Soybeans, Dry Beans and Peas, Potatoes, Sugar Crops, and Peanuts: 1987 and 1982

[For meaning of abbreviations and symbols, see introductory text]

| Geographic area       | 1987      |           |           |           |         | 1982      |         |           |           |        |
|-----------------------|-----------|-----------|-----------|-----------|---------|-----------|---------|-----------|-----------|--------|
|                       | Harvested |           |           | Irrigated |         | Harvested |         |           | Irrigated |        |
|                       | Farms     | Acres     | Quantity  | Farms     | Acres   | Farms     | Acres   | Quantity  | Farms     | Acres  |
| <b>COTTON (BALES)</b> |           |           |           |           |         |           |         |           |           |        |
| <b>State Total</b>    |           |           |           |           |         |           |         |           |           |        |
| Mississippi .....     | 4 225     | 1 028 249 | 1 654 648 | 852       | 198 549 | 3 710     | 878 496 | 1 641 939 | 219       | 59 647 |
| <b>Counties</b>       |           |           |           |           |         |           |         |           |           |        |
| Adams .....           | 9         | 2 806     | 5 594     | -         | -       | 5         | 3 345   | 5 277     | -         | -      |
| Alcorn .....          | 33        | (D)       | 1 996     | -         | -       | 19        | 732     | 633       | -         | -      |
| Attala .....          | 61        | 8 987     | 13 858    | -         | -       | 56        | 7 824   | 13 125    | -         | -      |
| Benton .....          | 75        | 10 687    | 14 242    | -         | -       | 89        | 8 820   | 11 197    | -         | -      |
| Bolivar .....         | 187       | 47 746    | 75 981    | 56        | 16 576  | 141       | 39 511  | 65 903    | 20        | 6 035  |
| Calhoun .....         | 119       | 18 554    | 23 393    | 3         | 580     | 100       | 15 248  | 20 330    | 6         | -      |
| Carroll .....         | 73        | 13 387    | 22 740    | 4         | (D)     | 60        | 11 199  | 20 405    | 2         | (D)    |
| Chickasaw .....       | 10        | 1 624     | 1 465     | -         | -       | 6         | 158     | 250       | -         | -      |
| Choctaw .....         | 8         | (D)       | 622       | -         | -       | 12        | 2 031   | 2 532     | 1         | (D)    |
| Claiborne .....       | 7         | 1 060     | 1 443     | -         | -       | 3         | (D)     | (D)       | -         | -      |
| Clay .....            | 4         | 602       | 762       | -         | -       | (NA)      | (NA)    | (NA)      | (NA)      | (NA)   |
| Coahoma .....         | 154       | 64 064    | 122 695   | 50        | 18 804  | 154       | 66 123  | 115 494   | 16        | 2 479  |
| Copiah .....          | 8         | 1 246     | 1 737     | -         | -       | 6         | 966     | 1 271     | 1         | (D)    |
| De Soto .....         | 43        | 13 309    | 21 295    | 3         | (D)     | 41        | 11 864  | 20 699    | 2         | (D)    |
| Grenada .....         | 55        | 7 306     | 10 031    | 4         | 160     | 45        | 7 268   | 11 410    | 1         | (D)    |
| Hinds .....           | 44        | 11 498    | 16 824    | -         | -       | 57        | 17 420  | 24 631    | -         | -      |
| Holmes .....          | 169       | 57 221    | 103 757   | 40        | 18 874  | 174       | 56 010  | 102 603   | 6         | 2 353  |
| Humphreys .....       | 173       | 49 445    | 86 794    | 58        | 16 778  | 181       | 52 009  | 95 351    | 26        | 5 306  |
| Issaquena .....       | 56        | 16 042    | 28 072    | 3         | (D)     | 35        | 13 488  | 21 552    | -         | -      |
| Itawamba .....        | 59        | 4 820     | 4 696     | -         | -       | 41        | 3 579   | 4 805     | -         | -      |
| Jefferson .....       | 5         | (D)       | 2 719     | -         | -       | (NA)      | (NA)    | (NA)      | (NA)      | (NA)   |
| Lafayette .....       | 64        | 7 513     | 9 316     | -         | -       | 62        | 8 306   | 9 655     | -         | -      |
| Leake .....           | 38        | 3 586     | 4 298     | -         | -       | 20        | 1 810   | 2 775     | -         | -      |
| Lee .....             | 27        | 3 454     | 2 631     | -         | -       | 13        | 828     | 730       | -         | -      |
| Leflore .....         | 182       | 75 892    | 132 155   | 63        | 19 308  | 176       | 64 138  | 158 613   | 21        | 7 153  |
| Lowndes .....         | 31        | 4 848     | 3 726     | 1         | (D)     | 15        | 1 567   | 2 423     | -         | -      |
| Madison .....         | 102       | 33 630    | 43 080    | 3         | (D)     | 93        | 38 030  | 60 159    | 1         | (D)    |
| Marshall .....        | 136       | 21 098    | 27 251    | -         | -       | 147       | 20 281  | 24 517    | -         | -      |
| Monroe .....          | 57        | 9 917     | 10 212    | 6         | 524     | 35        | 5 189   | 8 901     | 6         | 407    |
| Montgomery .....      | 78        | 10 130    | 13 881    | 1         | (D)     | 54        | 7 009   | 11 371    | -         | -      |

Table 25. Cotton, Tobacco, Soybeans, Dry Beans and Peas, Potatoes, Sugar Crops, and Peanuts: 1987 and 1982—Con.

[For meaning of abbreviations and symbols, see introductory text]

| Geographic area                    | 1987      |           |            |           |         | 1982      |           |            |           |         |
|------------------------------------|-----------|-----------|------------|-----------|---------|-----------|-----------|------------|-----------|---------|
|                                    | Harvested |           |            | Irrigated |         | Harvested |           |            | Irrigated |         |
|                                    | Farms     | Acres     | Quantity   | Farms     | Acres   | Farms     | Acres     | Quantity   | Farms     | Acres   |
| <b>COTTON (BALES)—Con.</b>         |           |           |            |           |         |           |           |            |           |         |
| <b>Counties—Con.</b>               |           |           |            |           |         |           |           |            |           |         |
| Noxubee .....                      | 7         | (D)       | 1 167      | 2         | (D)     | (NA)      | (NA)      | (NA)       | (NA)      | (NA)    |
| Oktibbeha .....                    | 4         | 277       | (D)        | 1         | (D)     | 3         | (D)       | (D)        | 1         | (D)     |
| Panola .....                       | 158       | 29 900    | 44 572     | 5         | 934     | 170       | 37 403    | 52 460     | 2         | (D)     |
| Pontotoc .....                     | 126       | 10 302    | 11 582     | -         | -       | 119       | 8 288     | 9 068      | -         | -       |
| Prentiss .....                     | 47        | 5 891     | 5 603      | -         | -       | 34        | 3 008     | 3 176      | -         | -       |
| Quitman .....                      | 152       | 36 154    | 60 258     | 31        | 10 124  | 117       | 31 173    | 54 811     | 11        | 3 862   |
| Rankin .....                       | 34        | 6 992     | 9 529      | 1         | (D)     | 31        | 5 861     | 9 262      | -         | -       |
| Scott .....                        | 15        | 1 617     | 2 144      | -         | -       | 20        | 2 368     | 3 725      | -         | -       |
| Sharkey .....                      | 74        | (D)       | 71 582     | 10        | 1 168   | 69        | 32 578    | 62 198     | 4         | 512     |
| Sunflower .....                    | 290       | 84 180    | 118 834    | 127       | 38 689  | 209       | 84 695    | 126 300    | 42        | 13 665  |
| Tallahatchie .....                 | 187       | 70 304    | 114 726    | 55        | 23 941  | 177       | 65 397    | 117 510    | 12        | 8 386   |
| Tate .....                         | 116       | 14 866    | 19 913     | -         | -       | 122       | 12 597    | 18 295     | 2         | (D)     |
| Tippah .....                       | 76        | 4 070     | 4 813      | 1         | (D)     | 39        | 1 365     | 1 607      | -         | -       |
| Tishomingo .....                   | 12        | (D)       | 407        | -         | -       | 4         | 250       | 243        | -         | -       |
| Tunica .....                       | 77        | 30 421    | 58 257     | 24        | 4 447   | 53        | 29 352    | 50 069     | 11        | 1 795   |
| Union .....                        | 117       | 9 348     | 9 797      | 1         | (D)     | 125       | 8 305     | 9 084      | -         | -       |
| Warren .....                       | 35        | (D)       | 25 134     | -         | -       | 20        | 10 692    | 19 335     | 1         | (D)     |
| Washington .....                   | 201       | 66 030    | 121 485    | 65        | 15 175  | 175       | 63 861    | 126 021    | 19        | 2 706   |
| Webster .....                      | 77        | 12 899    | 16 951     | 1         | (D)     | 74        | 9 328     | 14 939     | -         | -       |
| Winston .....                      | 21        | 1 845     | 2 330      | -         | -       | 11        | 635       | 659        | -         | -       |
| Yalobusha .....                    | 66        | 10 536    | 14 975     | 1         | (D)     | 66        | 10 128    | 11 539     | 1         | (D)     |
| Yazoo .....                        | 247       | 76 262    | 131 816    | 32        | 6 437   | 208       | 73 071    | 133 570    | 9         | 2 488   |
| All other counties .....           | 9         | 1 083     | (D)        | -         | -       | (NA)      | (NA)      | (NA)       | (NA)      | (NA)    |
| <b>SOYBEANS FOR BEANS (BUSHEL)</b> |           |           |            |           |         |           |           |            |           |         |
| <b>State Total</b>                 |           |           |            |           |         |           |           |            |           |         |
| Mississippi .....                  | 6 475     | 2 006 263 | 41 329 519 | 696       | 217 827 | 11 131    | 3 459 091 | 61 944 364 | 417       | 119 423 |
| <b>Counties</b>                    |           |           |            |           |         |           |           |            |           |         |
| Adams .....                        | 19        | 26 822    | 885 894    | -         | -       | 43        | 35 169    | 974 069    | -         | -       |
| Alcorn .....                       | 113       | 15 588    | 262 789    | 1         | (D)     | 254       | 34 613    | 818 621    | -         | -       |
| Amite .....                        | 4         | 686       | (D)        | 1         | (D)     | 38        | 10 670    | 239 265    | 1         | (D)     |
| Attala .....                       | 27        | 4 060     | 61 488     | 1         | (D)     | 94        | 18 393    | 345 162    | -         | -       |
| Benton .....                       | 57        | 13 091    | 281 873    | -         | -       | 132       | 25 723    | 639 633    | -         | -       |
| Bolivar .....                      | 404       | 168 543   | 4 030 804  | 163       | 61 420  | 450       | 244 011   | 6 926 181  | 84        | 25 041  |
| Calhoun .....                      | 145       | 24 425    | 437 738    | -         | -       | 271       | 48 773    | 1 154 367  | -         | -       |
| Carroll .....                      | 60        | 11 511    | 219 702    | 3         | (D)     | 132       | 26 055    | 591 643    | -         | -       |
| Chickasaw .....                    | 166       | 39 412    | 762 783    | -         | -       | 295       | 66 566    | 1 564 796  | -         | -       |
| Choctaw .....                      | 10        | 2 746     | 32 009     | -         | -       | 51        | 16 107    | 264 897    | -         | -       |
| Claiborne .....                    | 12        | 6 982     | 142 676    | 2         | (D)     | 53        | 26 795    | 705 976    | 1         | (D)     |
| Clarke .....                       | 3         | (D)       | (D)        | -         | -       | 15        | 2 020     | (D)        | -         | -       |
| Clay .....                         | 95        | 31 501    | 682 336    | -         | -       | 164       | 44 012    | 1 059 124  | -         | -       |
| Coahoma .....                      | 186       | 87 516    | 1 806 262  | 65        | 22 110  | 260       | 132 400   | 3 806 065  | 41        | 15 207  |
| Copiah .....                       | 7         | 5 639     | 142 070    | -         | -       | 37        | 15 577    | 367 426    | -         | -       |
| Covington .....                    | 13        | 2 053     | 44 906     | -         | -       | 68        | 11 394    | 230 100    | 1         | (D)     |
| De Soto .....                      | 78        | 44 293    | 971 534    | 5         | 3 910   | 182       | 71 491    | 1 671 501  | 2         | (D)     |
| Forrest .....                      | 29        | 7 821     | 204 003    | 1         | (D)     | 46        | 9 238     | 252 215    | -         | -       |
| Franklin .....                     | 9         | 1 371     | 38 112     | -         | -       | 21        | 8 605     | 212 919    | -         | -       |
| George .....                       | 69        | 7 400     | 196 480    | 1         | (D)     | 133       | 9 061     | 201 325    | -         | -       |
| Greene .....                       | 11        | 1 127     | 23 598     | -         | -       | 37        | 4 430     | 96 803     | -         | -       |
| Grenada .....                      | 47        | 10 649    | 275 557    | -         | -       | 105       | 29 108    | 709 745    | 2         | (D)     |
| Hancock .....                      | 5         | 1 031     | 17 870     | -         | -       | 23        | 4 318     | 95 965     | -         | -       |
| Harrison .....                     | 3         | 436       | 7 610      | -         | -       | 17        | 6 563     | 108 871    | -         | -       |
| Hinds .....                        | 58        | 19 747    | 454 542    | -         | -       | 172       | 57 883    | 1 148 762  | -         | -       |
| Holmes .....                       | 114       | 30 169    | 592 587    | 21        | 5 222   | 206       | 61 987    | 1 240 885  | 6         | 2 507   |
| Humphreys .....                    | 167       | 45 969    | 725 586    | 30        | 5 377   | 240       | 84 152    | 1 803 926  | 10        | 3 186   |
| Issaquena .....                    | 87        | 60 694    | 1 528 741  | 4         | 4 872   | 117       | 73 426    | 1 862 239  | 2         | (D)     |
| Itawamba .....                     | 105       | 9 481     | 161 587    | -         | -       | 191       | 26 133    | 606 278    | -         | -       |
| Jackson .....                      | 7         | 910       | 25 401     | -         | -       | 45        | 6 320     | 116 263    | -         | -       |
| Jasper .....                       | 7         | 2 926     | 64 628     | -         | -       | 14        | 2 808     | 67 498     | -         | -       |
| Jefferson .....                    | 11        | 7 693     | 223 546    | -         | -       | 34        | 28 140    | 758 370    | -         | -       |
| Jefferson Davis .....              | 29        | 5 185     | 88 463     | -         | -       | 51        | 7 735     | 136 699    | -         | -       |
| Jones .....                        | 17        | 3 963     | 56 786     | -         | -       | 46        | 7 723     | 160 699    | -         | -       |
| Kemper .....                       | 13        | 5 209     | 102 285    | -         | -       | 52        | 23 011    | 470 160    | -         | -       |
| Lafayette .....                    | 56        | 5 414     | 85 982     | 1         | (D)     | 116       | 16 895    | 343 833    | -         | -       |
| Lamar .....                        | 16        | 2 361     | 60 284     | -         | -       | 48        | 7 478     | 138 727    | -         | -       |
| Lauderdale .....                   | 3         | (D)       | (D)        | -         | -       | 12        | 2 047     | 43 954     | -         | -       |
| Lawrence .....                     | 14        | 4 852     | 89 905     | -         | -       | 30        | 8 950     | 202 461    | -         | -       |
| Leake .....                        | 30        | 3 942     | 55 424     | -         | -       | 74        | 14 622    | 311 235    | 1         | (D)     |
| Lee .....                          | 206       | 47 588    | 901 379    | 1         | (D)     | 310       | 59 660    | 1 461 396  | -         | -       |
| Lefflore .....                     | 218       | 76 014    | 1 593 329  | 64        | 17 337  | 272       | 129 427   | 3 257 542  | 40        | 13 193  |
| Lincoln .....                      | 8         | 1 206     | 24 492     | -         | -       | 44        | 13 170    | 302 186    | -         | -       |
| Lowndes .....                      | 119       | 39 102    | 739 730    | 1         | (D)     | 191       | 70 380    | 1 417 338  | 5         | 373     |
| Madison .....                      | 52        | 11 734    | 204 127    | -         | -       | 157       | 50 825    | 1 129 338  | -         | -       |
| Marion .....                       | 3         | 950       | 18 550     | -         | -       | 26        | 2 487     | 56 073     | -         | -       |
| Marshall .....                     | 113       | 23 471    | 419 081    | -         | -       | 204       | 42 313    | 1 057 776  | -         | -       |
| Monroe .....                       | 205       | 57 864    | 1 055 129  | 2         | (D)     | 364       | 91 773    | 2 200 368  | 4         | 260     |
| Montgomery .....                   | 53        | 6 017     | 82 057     | 1         | (D)     | 91        | 16 508    | 354 243    | -         | -       |
| Neshoba .....                      | 10        | 757       | 12 863     | 4         | 260     | 13        | 2 118     | 61 585     | -         | -       |

Table 25. Cotton, Tobacco, Soybeans, Dry Beans and Peas, Potatoes, Sugar Crops, and Peanuts: 1987 and 1982—Con.

[For meaning of abbreviations and symbols, see introductory text]

| Geographic area                          | 1987      |         |            |           |        | 1982      |         |           |           |        |
|--|-----------|---------|------------|-----------|--------|-----------|---------|-----------|-----------|--------|
|  | Harvested |         |            | Irrigated |        | Harvested |         |           | Irrigated |        |
|  | Farms     | Acres   | Quantity   | Farms     | Acres  | Farms     | Acres   | Quantity  | Farms     | Acres  |
| <b>SOYBEANS FOR BEANS (BUSHELS)—Con.</b> |           |         |            |           |        |           |         |           |           |        |
| <b>Counties—Con.</b>                     |           |         |            |           |        |           |         |           |           |        |
| Newton                                   | 12        | 7 038   | 181 510    | 1         | (D)    | 33        | 11 711  | 301 116   | 1         | (D)    |
| Noxubee                                  | 190       | 80 695  | 1 840 206  | 7         | 376    | 283       | 107 200 | 2 514 867 | -         | -      |
| Oktibbeha                                | 39        | 11 998  | 244 889    | -         | -      | 96        | 27 672  | 645 022   | 1         | (D)    |
| Panola                                   | 163       | 44 131  | 709 519    | 3         | 1 180  | 298       | 92 814  | 1 843 476 | 3         | 639    |
| Pearl River                              | 21        | 14 944  | 280 570    | -         | -      | 74        | 21 981  | 542 700   | -         | -      |
| Perry                                    | 10        | 3 254   | 75 356     | -         | -      | 33        | 6 444   | 119 321   | -         | -      |
| Pike                                     | 15        | 3 239   | 73 342     | -         | -      | 53        | 8 498   | 174 374   | 1         | (D)    |
| Pontotoc                                 | 235       | 34 931  | 595 511    | -         | -      | 428       | 67 954  | 1 521 427 | 1         | (D)    |
| Prentiss                                 | 162       | 24 607  | 350 808    | -         | -      | 318       | 48 954  | 1 028 758 | -         | -      |
| Quitman                                  | 216       | 78 932  | 1 185 279  | 35        | 9 406  | 294       | 120 830 | 2 647 487 | 27        | 4 347  |
| Rankin                                   | 47        | 7 541   | 172 485    | -         | -      | 89        | 17 826  | 434 738   | 2         | (D)    |
| Scott                                    | 25        | 6 278   | 166 650    | -         | -      | 81        | 20 905  | 548 701   | -         | -      |
| Sharkey                                  | 108       | 83 095  | 1 919 151  | 11        | 3 130  | 154       | 130 691 | 3 242 202 | 9         | 2 380  |
| Simpson                                  | 12        | 2 138   | 49 374     | -         | -      | 47        | 11 822  | 247 828   | -         | -      |
| Smith                                    | 10        | 963     | 17 075     | -         | -      | 35        | 6 676   | 142 156   | 2         | (D)    |
| Stone                                    | 7         | 690     | 18 684     | -         | -      | 23        | 5 099   | 116 784   | -         | -      |
| Sunflower                                | 302       | 89 392  | 1 514 561  | 97        | 21 438 | 343       | 153 398 | 3 407 942 | 75        | 16 845 |
| Tallahatchie                             | 233       | 105 905 | 1 731 454  | 47        | 14 821 | 309       | 131 454 | 3 138 447 | 18        | 8 220  |
| Tate                                     | 127       | 24 348  | 484 404    | 1         | (D)    | 228       | 45 601  | 1 037 815 | 1         | (D)    |
| Tippah                                   | 141       | 13 914  | 314 689    | -         | -      | 228       | 30 323  | 807 297   | -         | -      |
| Tishomingo                               | 67        | 6 174   | 108 518    | -         | -      | 139       | 11 027  | 279 294   | -         | -      |
| Tunica                                   | 145       | 127 498 | 2 954 698  | 35        | 19 038 | 153       | 150 621 | 3 659 582 | 25        | 9 886  |
| Union                                    | 189       | 22 886  | 443 215    | 3         | 84     | 332       | 39 563  | 922 391   | -         | -      |
| Walthall                                 | 16        | 2 814   | 64 890     | -         | -      | 89        | 19 053  | 399 545   | -         | -      |
| Warren                                   | 59        | 22 684  | 620 950    | 1         | (D)    | 60        | 28 219  | 653 058   | 2         | (D)    |
| Washington                               | 275       | 108 264 | 2 702 862  | 74        | 23 749 | 337       | 166 448 | 3 991 854 | 41        | 10 434 |
| Wayne                                    | 9         | 1 138   | 27 530     | -         | -      | 6         | 761     | (D)       | -         | -      |
| Webster                                  | 65        | 8 429   | 156 061    | -         | -      | 119       | 17 705  | 350 530   | -         | -      |
| Wilkinson                                | 5         | 2 240   | 66 450     | -         | -      | 29        | 14 605  | 397 293   | -         | -      |
| Winston                                  | 15        | 2 319   | 24 574     | -         | -      | 59        | 8 596   | 214 052   | -         | -      |
| Yalobusha                                | 52        | 8 482   | 128 271    | -         | -      | 98        | 21 674  | 476 636   | -         | -      |
| Yazoo                                    | 210       | 66 157  | 1 158 565  | 9         | 2 260  | 261       | 104 527 | 2 344 769 | 8         | 2 491  |
| <b>IRISH POTATOES (CWT)</b>              |           |         |            |           |        |           |         |           |           |        |
| <b>State Total</b>                       |           |         |            |           |        |           |         |           |           |        |
| Mississippi                              | 59        | 71      | 8 980      | -         | -      | 177       | 240     | 34 650    | 3         | (D)    |
| <b>SWEET POTATOES (BUSHELS)</b>          |           |         |            |           |        |           |         |           |           |        |
| <b>State Total</b>                       |           |         |            |           |        |           |         |           |           |        |
| Mississippi                              | 116       | 2 603   | 528 564    | 5         | 80     | 272       | 3 364   | 667 728   | 16        | 88     |
| <b>Counties</b>                          |           |         |            |           |        |           |         |           |           |        |
| Calhoun                                  | 33        | 1 486   | 335 708    | 1         | (D)    | 36        | 1 513   | 330 760   | 2         | (D)    |
| Chickasaw                                | 18        | 867     | 160 791    | -         | -      | 31        | 1 052   | 200 160   | -         | -      |
| Clarke                                   | 3         | (D)     | 230        | -         | -      | 4         | 3       | 500       | 1         | (D)    |
| Copiah                                   | 4         | (D)     | (D)        | -         | -      | 8         | 14      | 1 160     | 1         | (D)    |
| Covington                                | 3         | 8       | 240        | -         | -      | (NA)      | (NA)    | (NA)      | (NA)      | (NA)   |
| Hinds                                    | 3         | (D)     | 185        | -         | -      | 14        | 13      | 905       | -         | -      |
| Itawamba                                 | 3         | 6       | 1 400      | -         | -      | (NA)      | (NA)    | (NA)      | (NA)      | (NA)   |
| Kemper                                   | 3         | 5       | 370        | 1         | (D)    | 4         | 4       | 375       | 1         | (D)    |
| Marion                                   | 3         | (D)     | (D)        | -         | -      | 4         | (D)     | (D)       | -         | -      |
| Marshall                                 | 3         | 3       | (D)        | -         | -      | 5         | 5       | 550       | 1         | (D)    |
| Neshoba                                  | 3         | 3       | 120        | -         | -      | 3         | (D)     | 200       | -         | -      |
| All other counties                       | 37        | 200     | 24 537     | 3         | (D)    | (NA)      | (NA)    | (NA)      | (NA)      | (NA)   |
| <b>PEANUTS FOR NUTS (POUNDS)</b>         |           |         |            |           |        |           |         |           |           |        |
| <b>State Total</b>                       |           |         |            |           |        |           |         |           |           |        |
| Mississippi                              | 215       | 5 259   | 11 846 676 | 21        | 1 302  | 759       | 4 598   | 8 518 806 | 17        | 629    |
| <b>Counties</b>                          |           |         |            |           |        |           |         |           |           |        |
| Amite                                    | 7         | 9       | 16 750     | 1         | (D)    | 29        | 78      | 105 701   | -         | -      |
| Calhoun                                  | 4         | (D)     | (D)        | 1         | (D)    | 8         | (D)     | (D)       | -         | -      |
| Clay                                     | 8         | 9       | 5 600      | -         | -      | 13        | 16      | 12 600    | -         | -      |
| Coahoma                                  | 27        | 2 453   | 6 128 807  | 8         | 854    | 28        | 1 934   | 4 329 712 | 4         | 246    |
| Copiah                                   | 7         | 31      | 66 537     | -         | -      | 20        | 34      | 46 287    | 1         | (D)    |
| Covington                                | 7         | 517     | 1 369 005  | 1         | (D)    | 15        | 254     | 680 445   | -         | -      |
| Hinds                                    | 5         | 23      | (D)        | -         | -      | 24        | 46      | 82 169    | 1         | (D)    |
| Holmes                                   | 5         | 7       | 10 500     | -         | -      | 18        | 60      | 115 528   | -         | -      |
| Jefferson                                | 4         | 21      | (D)        | 1         | (D)    | 8         | 20      | 30 955    | 1         | (D)    |
| Jefferson Davis                          | 10        | 10      | 16 500     | -         | -      | 23        | 24      | 36 564    | -         | -      |

Table 25. **Cotton, Tobacco, Soybeans, Dry Beans and Peas, Potatoes, Sugar Crops, and Peanuts: 1987 and 1982—Con.**

[For meaning of abbreviations and symbols, see introductory text]

| Geographic area                       | 1987      |       |           |           |       | 1982      |       |          |           |       |
|---------------------------------------|-----------|-------|-----------|-----------|-------|-----------|-------|----------|-----------|-------|
|                                       | Harvested |       |           | Irrigated |       | Harvested |       |          | Irrigated |       |
|                                       | Farms     | Acres | Quantity  | Farms     | Acres | Farms     | Acres | Quantity | Farms     | Acres |
| <b>PEANUTS FOR NUTS (POUNDS)—Con.</b> |           |       |           |           |       |           |       |          |           |       |
| <b>Counties—Con.</b>                  |           |       |           |           |       |           |       |          |           |       |
| Kemper .....                          | 4         | 4     | 3 675     | -         | -     | 14        | 16    | 10 200   | -         | -     |
| Lauderdale .....                      | 3         | (D)   | (D)       | 1         | (D)   | 11        | 40    | 17 311   | 1         | (D)   |
| Lawrence .....                        | 6         | 6     | 7 675     | -         | -     | 15        | 22    | 17 783   | -         | -     |
| Leake .....                           | 3         | 3     | 3 800     | -         | -     | 27        | 40    | 33 222   | -         | -     |
| Lowndes .....                         | 3         | 5     | (D)       | 1         | (D)   | 9         | 9     | 7 334    | -         | -     |
| Madison .....                         | 3         | 4     | (D)       | -         | -     | 21        | 99    | 183 290  | -         | -     |
| Marion .....                          | 8         | 8     | 6 475     | -         | -     | 14        | 23    | 38 800   | 2         | (D)   |
| Neshoba .....                         | 3         | (D)   | (D)       | -         | -     | 13        | 13    | 7 370    | -         | -     |
| Noxubee .....                         | 7         | 8     | 5 900     | -         | -     | 12        | 62    | (D)      | -         | -     |
| Prentiss .....                        | 4         | 16    | 11 220    | -         | -     | 12        | 42    | 50 563   | -         | -     |
| Scott .....                           | 3         | 3     | 1 270     | -         | -     | 13        | 21    | 16 576   | -         | -     |
| Simpson .....                         | 7         | (D)   | (D)       | 2         | (D)   | 14        | 74    | 95 670   | -         | -     |
| Tippah .....                          | 4         | 4     | 3 421     | -         | -     | 18        | 25    | 19 560   | -         | -     |
| Tishomingo .....                      | 5         | 14    | (D)       | -         | -     | 17        | 34    | 52 030   | -         | -     |
| Walthall .....                        | 9         | 9     | 4 775     | -         | -     | 19        | 270   | 308 720  | -         | -     |
| Webster .....                         | 5         | 14    | (D)       | -         | -     | 12        | 15    | 12 010   | -         | -     |
| Winston .....                         | 7         | 7     | 2 450     | -         | -     | 34        | 47    | 31 950   | -         | -     |
| Yalobusha .....                       | 8         | 924   | 1 806 500 | -         | -     | 6         | (D)   | (D)      | -         | -     |
| All other counties .....              | 39        | 723   | 1 583 184 | 5         | 237   | (NA)      | (NA)  | (NA)     | (NA)      | (NA)  |

Table 26. **Field Seeds, Grass Seeds, Hay, Forage, and Silage: 1987 and 1982**

[For meaning of abbreviations and symbols, see introductory text]

| Geographic area                        | 1987      |       |          |           |       | 1982      |       |          |           |       |
|--|-----------|-------|----------|-----------|-------|-----------|-------|----------|-----------|-------|
|  | Harvested |       |          | Irrigated |       | Harvested |       |          | Irrigated |       |
|  | Farms     | Acres | Quantity | Farms     | Acres | Farms     | Acres | Quantity | Farms     | Acres |
| <b>FIELD SEED AND GRASS SEED CROPS</b> |           |       |          |           |       |           |       |          |           |       |
| <b>State Total</b>                     |           |       |          |           |       |           |       |          |           |       |
| Mississippi .....                      | 36        | 2 267 | (X)      | -         | -     | 51        | 3 118 | (X)      | -         | -     |
| <b>BAHIA GRASS SEED (POUNDS)</b>       |           |       |          |           |       |           |       |          |           |       |
| <b>State Total</b>                     |           |       |          |           |       |           |       |          |           |       |
| Mississippi .....                      | 10        | 756   | 92 964   | -         | -     | 18        | 1 044 | 113 870  | -         | -     |
| <b>FESCUE SEED (POUNDS)</b>            |           |       |          |           |       |           |       |          |           |       |
| <b>State Total</b>                     |           |       |          |           |       |           |       |          |           |       |
| Mississippi .....                      | 12        | 323   | 45 875   | -         | -     | 6         | 870   | (D)      | -         | -     |
| <b>RYEGRASS SEED (POUNDS)</b>          |           |       |          |           |       |           |       |          |           |       |
| <b>State Total</b>                     |           |       |          |           |       |           |       |          |           |       |
| Mississippi .....                      | 7         | 152   | 68 250   | -         | -     | 8         | 71    | 27 550   | -         | -     |
| <b>OTHER SEEDS (POUNDS)</b>            |           |       |          |           |       |           |       |          |           |       |
| <b>State Total</b>                     |           |       |          |           |       |           |       |          |           |       |
| Mississippi .....                      | 6         | 502   | 109 900  | -         | -     | 6         | 387   | 169 925  | -         | -     |



Table 26. Field Seeds, Grass Seeds, Hay, Forage, and Silage: 1987 and 1982—Con.

[For meaning of abbreviations and symbols, see introductory text]

| Geographic area  | 1987      |         |           |           |       | 1982      |         |           |           |       |
|--|-----------|---------|-----------|-----------|-------|-----------|---------|-----------|-----------|-------|
|  | Harvested |         |           | Irrigated |       | Harvested |         |           | Irrigated |       |
|  | Farms     | Acres   | Quantity  | Farms     | Acres | Farms     | Acres   | Quantity  | Farms     | Acres |
| <b>HAY—ALFALFA, OTHER TAME, SMALL GRAIN, WILD, GRASS SILAGE, GREEN CHOP, ETC. (SEE TEXT) (TONS, DRY)</b> |           |         |           |           |       |           |         |           |           |       |
| <b>State Total</b>   |           |         |           |           |       |           |         |           |           |       |
| Mississippi .....  | 15 501    | 585 348 | 1 092 059 | 95        | 2 018 | 18 257    | 607 011 | 1 148 110 | 64        | 1 088 |
| <b>Counties</b>  |           |         |           |           |       |           |         |           |           |       |
| Adams .....  | 67        | 3 733   | 5 588     | -         | -     | 67        | 2 751   | 5 255     | -         | -     |
| Alcorn .....   | 219       | 5 651   | 9 822     | -         | -     | 282       | 5 808   | 9 318     | -         | -     |
| Amite .....  | 287       | 18 077  | 32 037    | 5         | 227   | 384       | 17 321  | 29 533    | 1         | (D)   |
| Attala .....   | 224       | 7 081   | 11 881    | -         | -     | 282       | 8 578   | 15 873    | 1         | (D)   |
| Benton .....   | 92        | 1 730   | 2 528     | 1         | (D)   | 98        | 2 323   | 4 600     | -         | (D)   |
| Bolivar .....  | 9         | 236     | 728       | -         | -     | 25        | 1 985   | 3 658     | -         | -     |
| Calhoun .....  | 196       | 7 491   | 10 381    | -         | -     | 208       | 5 224   | 9 225     | -         | -     |
| Carroll .....  | 198       | 9 142   | 18 481    | -         | -     | 174       | 7 045   | 18 317    | 1         | (D)   |
| Chickasaw .....  | 218       | 10 478  | 17 508    | 3         | 35    | 222       | 10 122  | 17 761    | 1         | (D)   |
| Choctaw .....  | 115       | 2 925   | 5 244     | -         | -     | 190       | 4 572   | 7 623     | 1         | (D)   |
| Claiborne .....  | 80        | 4 838   | 9 950     | -         | -     | 85        | 4 432   | 9 258     | 2         | (D)   |
| Clarke .....   | 193       | 7 407   | 14 487    | -         | -     | 210       | 5 904   | 10 814    | -         | -     |
| Clay .....   | 173       | 8 954   | 15 748    | -         | -     | 230       | 10 034  | 18 610    | -         | -     |
| Coahoma .....  | 3         | (D)     | 178       | -         | -     | 10        | 701     | 1 089     | -         | -     |
| Copiah .....   | 272       | 10 382  | 20 718    | 1         | (D)   | 341       | 13 129  | 23 628    | 4         | 38    |
| Covington .....  | 253       | 8 683   | 15 249    | 2         | (D)   | 336       | 11 498  | 17 625    | -         | -     |
| De Soto .....  | 208       | 10 794  | 17 312    | 3         | (D)   | 289       | 9 871   | 17 633    | 2         | (D)   |
| Forrest .....  | 122       | 3 123   | 5 919     | 3         | (D)   | 150       | 4 280   | 7 393     | 1         | (D)   |
| Franklin .....   | 89        | 2 154   | 3 836     | -         | -     | 100       | 2 331   | 3 899     | -         | -     |
| George .....   | 134       | 3 343   | 6 783     | 3         | 13    | 122       | 2 604   | 5 591     | 1         | (D)   |
| Greene .....   | 155       | 3 645   | 6 739     | -         | -     | 179       | 4 059   | 7 683     | 1         | (D)   |
| Grenada .....  | 97        | 5 305   | (D)       | -         | -     | 118       | 5 293   | 11 217    | 1         | (D)   |
| Hancock .....  | 80        | 2 457   | (D)       | -         | -     | 78        | 2 245   | 3 756     | -         | (D)   |
| Harrison .....   | 97        | 1 458   | 2 820     | 1         | (D)   | 106       | 1 848   | 2 348     | -         | (D)   |
| Hinds .....  | 351       | 17 304  | 36 625    | 1         | (D)   | 348       | 14 358  | 30 915    | 3         | 68    |
| Holmes .....   | 127       | 8 581   | 14 011    | -         | -     | 129       | 5 112   | 7 375     | 1         | (D)   |
| Humphreys .....  | 8         | (D)     | (D)       | -         | -     | 11        | 502     | 1 098     | -         | (D)   |
| Issaquena .....  | 6         | 787     | (D)       | 1         | (D)   | 11        | 584     | 1 058     | -         | (D)   |
| Itawamba .....   | 231       | 5 395   | 9 358     | 2         | (D)   | 275       | 5 434   | 9 752     | 1         | (D)   |
| Jackson .....  | 75        | 1 913   | 2 554     | -         | -     | 85        | 1 542   | 1 947     | 1         | (D)   |
| Jasper .....   | 224       | 8 439   | 16 895    | 1         | (D)   | 349       | 10 824  | 21 027    | -         | (D)   |
| Jefferson .....  | 84        | 3 035   | 6 717     | 1         | (D)   | 107       | 4 855   | 8 461     | 2         | (D)   |
| Jefferson Davis .....  | 231       | 8 449   | 16 836    | -         | -     | 284       | 8 785   | 18 365    | 1         | (D)   |
| Jones .....  | 382       | 12 611  | 26 350    | 2         | (D)   | 503       | 16 416  | 29 642    | 2         | (D)   |
| Kemper .....   | 271       | 9 380   | 17 729    | 5         | 64    | 341       | 10 733  | 18 720    | 1         | (D)   |
| Lafayette .....  | 219       | 7 581   | 10 447    | 1         | (D)   | 237       | 7 758   | 13 141    | -         | (D)   |
| Lamar .....  | 150       | 5 455   | 12 585    | 1         | (D)   | 217       | 7 550   | 16 452    | -         | (D)   |
| Lauderdale .....   | 245       | 11 191  | 19 584    | 2         | (D)   | 300       | 9 268   | 16 671    | 1         | (D)   |
| Lawrence .....   | 183       | 4 714   | 11 853    | 2         | (D)   | 209       | 4 727   | 9 148     | 4         | 21    |
| Leake .....  | 357       | 9 932   | 20 871    | 2         | (D)   | 422       | 9 724   | 20 176    | -         | (D)   |
| Lee .....  | 283       | 9 347   | 19 470    | -         | -     | 321       | 8 664   | 15 748    | -         | (D)   |
| Leflore .....  | 17        | 890     | (D)       | 1         | (D)   | 17        | 830     | 1 837     | -         | (D)   |
| Lincoln .....  | 328       | 12 069  | 25 052    | 3         | (D)   | 337       | 11 051  | 21 479    | 1         | (D)   |
| Lowndes .....  | 126       | 5 821   | (D)       | 1         | (D)   | 163       | 7 139   | 13 155    | 1         | (D)   |
| Madison .....  | 230       | 9 200   | 16 502    | 2         | (D)   | 213       | 8 220   | 15 566    | -         | (D)   |
| Marion .....   | 331       | 11 888  | 22 738    | 1         | (D)   | 414       | 15 053  | 24 893    | 1         | (D)   |
| Marshall .....   | 215       | 9 754   | 17 133    | 3         | (D)   | 260       | 10 491  | 18 312    | -         | (D)   |
| Monroe .....   | 242       | 9 954   | 19 632    | 2         | (D)   | 294       | 9 779   | 22 541    | 1         | (D)   |
| Montgomery .....   | 144       | 5 835   | 11 859    | 1         | (D)   | 166       | 7 157   | 14 236    | -         | (D)   |
| Neshoba .....  | 526       | 17 827  | 32 343    | 7         | 134   | 591       | 20 673  | 36 730    | 5         | 68    |
| Newton .....   | 385       | 13 247  | 26 889    | 2         | (D)   | 476       | 16 131  | 33 719    | 1         | (D)   |
| Noxubee .....  | 182       | 9 341   | 17 584    | 3         | (D)   | 201       | 12 045  | 30 037    | 1         | (D)   |
| Oktibbeha .....  | 217       | 12 527  | 20 275    | 2         | (D)   | 257       | 13 299  | 25 682    | 1         | (D)   |
| Panola .....   | 298       | 11 497  | 18 725    | 1         | (D)   | 340       | 11 013  | 20 074    | 1         | (D)   |
| Pearl River .....  | 242       | 10 284  | 16 847    | 4         | 94    | 287       | 9 308   | 14 589    | 1         | (D)   |
| Perry .....  | 103       | 3 282   | 5 510     | -         | -     | 146       | 4 190   | 6 918     | -         | (D)   |
| Pike .....   | 308       | 16 384  | 30 428    | 1         | (D)   | 291       | 13 545  | 25 603    | 4         | 166   |
| Pontotoc .....   | 240       | 5 982   | 9 613     | -         | -     | 309       | 6 790   | 13 919    | 1         | (D)   |
| Prentiss .....   | 171       | 3 595   | 6 146     | 1         | (D)   | 205       | 4 618   | 7 879     | -         | (D)   |
| Quitman .....  | 5         | (D)     | (D)       | 1         | (D)   | 8         | 589     | 810       | -         | (D)   |
| Rankin .....   | 287       | 12 434  | 26 529    | -         | -     | 331       | 10 817  | 21 737    | 2         | (D)   |
| Scott .....  | 403       | 13 185  | 29 031    | 2         | (D)   | 437       | 12 676  | 27 618    | -         | (D)   |
| Simpson .....  | 285       | 8 708   | 16 783    | 2         | (D)   | 374       | 10 182  | 17 710    | 3         | 9     |
| Smith .....  | 361       | 9 520   | 19 239    | 1         | (D)   | 440       | 11 627  | 21 829    | -         | (D)   |
| Stone .....  | 116       | 2 991   | (D)       | -         | -     | 135       | 3 253   | 5 161     | -         | (D)   |
| Sunflower .....  | 20        | 1 919   | 4 098     | 2         | (D)   | 41        | 2 798   | 6 999     | -         | (D)   |
| Tallahatchie .....   | 98        | 3 917   | 6 546     | -         | -     | 128       | 4 759   | 8 382     | 2         | (D)   |
| Tate .....   | 266       | 10 600  | 20 583    | -         | -     | 255       | 9 822   | 19 696    | -         | (D)   |
| Tippah .....   | 296       | 5 972   | 9 988     | 2         | (D)   | 336       | 6 061   | 10 913    | -         | (D)   |
| Tishomingo .....   | 156       | 3 252   | 4 244     | 1         | (D)   | 170       | 2 671   | 4 554     | 1         | (D)   |
| Tunica .....   | 4         | 2 030   | (D)       | 1         | (D)   | 5         | 895     | 1 195     | -         | (D)   |
| Union .....  | 283       | 5 140   | 9 277     | -         | -     | 333       | 5 438   | 9 759     | 1         | (D)   |
| Walthall .....   | 415       | 19 784  | 36 413    | 3         | 49    | 492       | 20 908  | 38 598    | -         | (D)   |
| Warren .....   | 41        | 1 681   | (D)       | -         | -     | 56        | 2 138   | 4 738     | -         | (D)   |
| Washington .....   | 19        | 1 604   | 2 603     | -         | -     | 36        | 3 006   | 5 576     | 1         | (D)   |
| Wayne .....  | 255       | 8 038   | 14 988    | 1         | (D)   | 246       | 7 442   | 14 025    | -         | (D)   |
| Webster .....  | 150       | 5 184   | 8 439     | -         | -     | 186       | 4 917   | 8 773     | -         | (D)   |
| Wilkinson .....  | 99        | 10 461  | (D)       | -         | -     | 114       | 8 775   | 20 408    | -         | (D)   |
| Winston .....  | 342       | 12 839  | 22 976    | -         | -     | 454       | 14 017  | 26 818    | 1         | (D)   |
| Yalobusha .....  | 159       | 5 378   | 8 865     | 1         | (D)   | 168       | 5 442   | 9 652     | -         | (D)   |
| Yazoo .....  | 153       | 7 386   | 13 103    | 1         | (D)   | 136       | 6 375   | 14 196    | -         | (D)   |

Table 26. Field Seeds, Grass Seeds, Hay, Forage, and Silage: 1987 and 1982—Con.

[For meaning of abbreviations and symbols, see introductory text]

| Geographic area                    | 1987      |        |          |           |       | 1982      |        |          |           |       |
|------------------------------------|-----------|--------|----------|-----------|-------|-----------|--------|----------|-----------|-------|
|                                    | Harvested |        |          | Irrigated |       | Harvested |        |          | Irrigated |       |
|                                    | Farms     | Acres  | Quantity | Farms     | Acres | Farms     | Acres  | Quantity | Farms     | Acres |
| <b>ALFALFA HAY (TONS, DRY)</b>     |           |        |          |           |       |           |        |          |           |       |
| <b>State Total</b>                 |           |        |          |           |       |           |        |          |           |       |
| Mississippi .....                  | 950       | 26 632 | 55 656   | 12        | 309   | 1 150     | 23 351 | 49 560   | 11        | 115   |
| <b>Counties</b>                    |           |        |          |           |       |           |        |          |           |       |
| Adams .....                        | 4         | 170    | 426      | -         | -     | 8         | 120    | 218      | -         | -     |
| Alcorn .....                       | 16        | 420    | 1 384    | -         | -     | 16        | 361    | 708      | -         | -     |
| Amite .....                        | 14        | 683    | 1 122    | 1         | (D)   | 23        | 843    | 2 930    | -         | -     |
| Attala .....                       | 11        | 565    | 868      | -         | -     | 15        | 198    | (D)      | 1         | (D)   |
| Benton .....                       | 10        | 179    | 270      | -         | -     | 14        | 323    | 491      | -         | -     |
| Bolivar .....                      | 3         | (D)    | (D)      | -         | -     | (NA)      | (NA)   | (NA)     | (NA)      | (NA)  |
| Calhoun .....                      | 18        | (D)    | 1 354    | -         | -     | 18        | 314    | 512      | -         | -     |
| Carroll .....                      | 7         | 177    | 234      | -         | -     | 15        | 360    | 763      | -         | -     |
| Chickasaw .....                    | 16        | 708    | 1 685    | -         | -     | 13        | 405    | 1 243    | -         | -     |
| Choctaw .....                      | 7         | (D)    | (D)      | -         | -     | 10        | 147    | 266      | -         | -     |
|                                    |           |        |          |           |       |           |        |          |           |       |
| Claiborne .....                    | 9         | 798    | 2 222    | -         | -     | 12        | 396    | 485      | -         | -     |
| Clarke .....                       | 13        | 263    | 372      | -         | -     | 12        | (D)    | (D)      | -         | -     |
| Clay .....                         | 15        | 579    | 1 302    | -         | -     | 16        | 422    | 1 426    | -         | -     |
| Copiah .....                       | 15        | 528    | 710      | -         | -     | 18        | 511    | 383      | 1         | (D)   |
| Covington .....                    | 18        | (D)    | 1 770    | 1         | (D)   | 18        | 336    | 505      | -         | -     |
| De Soto .....                      | 8         | 403    | 1 861    | 1         | (D)   | 8         | 186    | 457      | -         | -     |
| Forrest .....                      | 4         | 77     | 270      | -         | -     | 6         | 253    | 422      | -         | -     |
| Franklin .....                     | 6         | 108    | 217      | -         | -     | 7         | 164    | 479      | -         | -     |
| George .....                       | 4         | (D)    | (D)      | -         | -     | 5         | 37     | 58       | -         | -     |
| Greene .....                       | 11        | 193    | (D)      | -         | -     | 12        | (D)    | (D)      | -         | -     |
|                                    |           |        |          |           |       |           |        |          |           |       |
| Grenada .....                      | 4         | (D)    | (D)      | -         | -     | 6         | (D)    | (D)      | -         | -     |
| Hinds .....                        | 20        | 482    | 1 506    | -         | -     | 15        | 328    | 471      | -         | -     |
| Holmes .....                       | 10        | 756    | 1 620    | -         | -     | 9         | 190    | (D)      | -         | -     |
| Itawamba .....                     | 21        | 627    | 1 175    | -         | -     | 16        | 242    | 575      | -         | -     |
| Jackson .....                      | 5         | 448    | 171      | -         | -     | 4         | (D)    | (D)      | -         | -     |
| Jasper .....                       | 16        | 441    | 865      | -         | -     | 20        | 330    | 552      | -         | -     |
| Jefferson .....                    | 3         | 65     | (D)      | 1         | (D)   | 7         | (D)    | (D)      | -         | -     |
| Jefferson Davis .....              | 14        | 372    | 921      | -         | -     | 32        | (D)    | 971      | -         | -     |
| Jones .....                        | 24        | 581    | 1 363    | -         | -     | 26        | 404    | 621      | -         | -     |
| Kemper .....                       | 13        | 270    | 398      | -         | -     | 30        | 475    | (D)      | -         | -     |
|                                    |           |        |          |           |       |           |        |          |           |       |
| Lafayette .....                    | 9         | 263    | 532      | -         | -     | 9         | (D)    | (D)      | -         | -     |
| Lamar .....                        | 12        | 259    | 328      | -         | -     | 14        | 563    | (D)      | -         | -     |
| Lauderdale .....                   | 16        | 1 034  | 769      | -         | -     | 16        | 380    | 839      | -         | -     |
| Lawrence .....                     | 19        | 359    | 679      | -         | -     | 17        | 268    | (D)      | 1         | (D)   |
| Leake .....                        | 24        | 251    | 867      | -         | -     | 39        | 542    | 1 334    | -         | -     |
| Lee .....                          | 24        | 879    | 2 204    | -         | -     | 25        | 649    | 1 414    | -         | -     |
| Lincoln .....                      | 9         | 184    | 371      | -         | -     | 13        | 411    | 587      | 1         | (D)   |
| Lowndes .....                      | 5         | (D)    | (D)      | -         | -     | 12        | (D)    | (D)      | -         | -     |
| Madison .....                      | 11        | (D)    | (D)      | -         | -     | 8         | (D)    | (D)      | -         | -     |
| Marion .....                       | 23        | 589    | 1 054    | -         | -     | 22        | 425    | 1 012    | -         | -     |
|                                    |           |        |          |           |       |           |        |          |           |       |
| Marshall .....                     | 22        | (D)    | 949      | -         | -     | 25        | 458    | 1 318    | -         | -     |
| Monroe .....                       | 12        | 320    | (D)      | -         | -     | 21        | 544    | 1 270    | -         | -     |
| Montgomery .....                   | 12        | 265    | 644      | 1         | (D)   | 13        | (D)    | (D)      | -         | -     |
| Neshoba .....                      | 47        | 1 142  | 2 286    | 2         | (D)   | 48        | 866    | 1 878    | -         | -     |
| Newton .....                       | 27        | 867    | 2 351    | -         | -     | 43        | 787    | 1 561    | 1         | (D)   |
| Noxubee .....                      | 14        | 282    | 589      | -         | -     | 13        | (D)    | 1 319    | -         | -     |
| Oktibbeha .....                    | 7         | 100    | (D)      | -         | -     | 14        | 341    | 1 374    | 1         | (D)   |
| Panola .....                       | 12        | (D)    | (D)      | -         | -     | 17        | 266    | 532      | 1         | (D)   |
| Pearl River .....                  | 4         | 56     | 122      | -         | -     | 16        | 316    | 418      | -         | -     |
| Perry .....                        | 8         | (D)    | (D)      | -         | -     | 6         | 120    | 183      | -         | -     |
|                                    |           |        |          |           |       |           |        |          |           |       |
| Pike .....                         | 11        | 261    | 933      | -         | -     | 16        | 733    | 1 284    | -         | -     |
| Pontotoc .....                     | 26        | 263    | 531      | -         | -     | 23        | 235    | 643      | 1         | (D)   |
| Prentiss .....                     | 13        | 99     | 151      | -         | -     | 20        | 191    | 234      | -         | -     |
| Rankin .....                       | 15        | 348    | 558      | -         | -     | 12        | 312    | (D)      | -         | -     |
| Scott .....                        | 32        | 861    | 1 808    | -         | -     | 33        | 559    | 1 865    | -         | -     |
| Simpson .....                      | 18        | 284    | 395      | -         | -     | 17        | 213    | 497      | 1         | (D)   |
| Smith .....                        | 27        | 685    | (D)      | 1         | (D)   | 26        | 291    | 632      | -         | -     |
| Tallahatchie .....                 | 3         | 100    | 125      | -         | -     | 8         | (D)    | 281      | -         | -     |
| Tate .....                         | 12        | 338    | 388      | -         | -     | 12        | 169    | 324      | -         | -     |
| Tippah .....                       | 18        | 270    | 539      | -         | -     | 20        | 284    | 743      | -         | -     |
|                                    |           |        |          |           |       |           |        |          |           |       |
| Tishomingo .....                   | 16        | 270    | 429      | -         | -     | 10        | 80     | 117      | -         | -     |
| Union .....                        | 12        | 209    | 383      | -         | -     | 22        | 344    | 512      | -         | -     |
| Walthall .....                     | 23        | 599    | 1 448    | -         | -     | 33        | 683    | 781      | -         | -     |
| Wayne .....                        | 22        | 587    | 1 590    | -         | -     | 13        | 202    | 328      | -         | -     |
| Webster .....                      | 5         | 204    | 372      | -         | -     | 15        | 300    | 481      | -         | -     |
| Winston .....                      | 19        | 471    | 860      | -         | -     | 27        | 507    | 926      | 1         | (D)   |
| Yaobusha .....                     | 5         | 124    | 280      | -         | -     | 9         | (D)    | (D)      | -         | -     |
| Yazoo .....                        | 5         | (D)    | (D)      | 1         | (D)   | 4         | (D)    | (D)      | -         | -     |
| All other counties .....           | 12        | 367    | 1 497    | 3         | 92    | (NA)      | (NA)   | (NA)     | (NA)      | (NA)  |
|                                    |           |        |          |           |       |           |        |          |           |       |
| <b>SMALL GRAIN HAY (TONS, DRY)</b> |           |        |          |           |       |           |        |          |           |       |
| <b>State Total</b>                 |           |        |          |           |       |           |        |          |           |       |
| Mississippi .....                  | 2 328     | 66 983 | 112 978  | 16        | 341   | 3 103     | 82 371 | 139 426  | 13        | 250   |

Table 26. Field Seeds, Grass Seeds, Hay, Forage, and Silage: 1987 and 1982—Con.

[For meaning of abbreviations and symbols, see introductory text]

| Geographic area  | 1987      |         |          |           |       | 1982      |         |          |           |       |
|--|-----------|---------|----------|-----------|-------|-----------|---------|----------|-----------|-------|
|  | Harvested |         |          | Irrigated |       | Harvested |         |          | Irrigated |       |
|  | Farms     | Acres   | Quantity | Farms     | Acres | Farms     | Acres   | Quantity | Farms     | Acres |
| <b>SMALL GRAIN HAY (TONS, DRY)—Con.</b>  |           |         |          |           |       |           |         |          |           |       |
| <b>Counties</b>  |           |         |          |           |       |           |         |          |           |       |
| Adams  | 4         | (D)     | (D)      | -         | -     | (NA)      | (NA)    | (NA)     | (NA)      | (NA)  |
| Alcorn   | 14        | 191     | 239      | -         | -     | 18        | 211     | 290      | -         | -     |
| Amite  | 73        | 5 412   | 9 683    | 1         | (D)   | 133       | 5 479   | 8 854    | -         | -     |
| Attala   | 18        | 350     | 626      | -         | -     | 10        | 277     | 479      | -         | -     |
| Benton   | 5         | (D)     | (D)      | -         | -     | (NA)      | (NA)    | (NA)     | (NA)      | (NA)  |
| Calhoun  | 27        | 645     | (D)      | -         | -     | 15        | 308     | 735      | -         | -     |
| Carroll  | 7         | (D)     | (D)      | -         | -     | 11        | 505     | 1 345    | -         | -     |
| Chickasaw  | 10        | (D)     | 276      | -         | -     | 14        | 157     | 303      | -         | -     |
| Choctaw  | 6         | 200     | 351      | -         | -     | 15        | 267     | 283      | -         | -     |
| Clalborne  | 11        | (D)     | (D)      | -         | -     | 14        | 461     | 609      | 2         | (D)   |
| Clarke   | 30        | 951     | 1 481    | -         | -     | 38        | 783     | 1 457    | -         | -     |
| Clay   | 19        | 529     | 802      | -         | -     | 24        | 599     | 791      | -         | -     |
| Copiah   | 42        | 1 593   | 2 772    | -         | -     | 79        | 2 582   | 4 577    | -         | -     |
| Covington  | 91        | 2 262   | 2 667    | 1         | (D)   | 142       | 2 862   | 4 626    | -         | -     |
| De Soto  | 8         | (D)     | (D)      | -         | -     | 9         | 414     | 583      | -         | -     |
| Forrest  | 40        | 770     | 1 521    | -         | -     | 44        | 857     | 1 451    | -         | -     |
| Franklin   | 15        | 298     | 449      | -         | -     | 20        | 368     | 403      | -         | -     |
| George   | 33        | 629     | 1 143    | -         | -     | 41        | 905     | 1 890    | -         | -     |
| Greene   | 29        | 537     | 956      | -         | -     | 40        | 569     | 1 017    | -         | -     |
| Hancock  | 34        | 800     | 1 527    | -         | -     | 29        | 581     | 1 091    | -         | -     |
| Harrison   | 20        | 283     | 471      | 1         | (D)   | 25        | 226     | 328      | -         | -     |
| Hinds  | 18        | 719     | 1 332    | -         | -     | 52        | 1 711   | 3 192    | 1         | (D)   |
| Holmes   | 8         | 277     | 730      | -         | -     | 11        | 465     | 542      | -         | -     |
| Itawamba   | 18        | 400     | 657      | -         | -     | 18        | 161     | 327      | -         | -     |
| Jackson  | 13        | 339     | 399      | -         | -     | 24        | 440     | 521      | 1         | (D)   |
| Jasper   | 33        | 1 371   | 2 522    | -         | -     | 68        | 1 956   | 3 463    | -         | -     |
| Jefferson  | 6         | 400     | (D)      | -         | -     | 18        | 538     | 611      | -         | -     |
| Jefferson Davis  | 74        | 1 745   | 3 112    | -         | -     | 95        | 2 172   | 3 980    | 1         | (D)   |
| Jones  | 89        | 2 691   | 4 482    | 2         | (D)   | 135       | 3 435   | 4 875    | -         | -     |
| Kemper   | 20        | 418     | 652      | -         | -     | 42        | 1 090   | 1 823    | -         | -     |
| Lafayette  | 3         | (D)     | (D)      | -         | -     | (NA)      | (NA)    | (NA)     | (NA)      | (NA)  |
| Lamar  | 33        | 1 426   | 1 714    | -         | -     | 69        | 2 194   | 4 269    | -         | -     |
| Lauderdale   | 24        | 408     | 553      | -         | -     | 22        | 667     | 867      | -         | -     |
| Lawrence   | 38        | 731     | 1 169    | -         | -     | 60        | 1 259   | 1 944    | -         | -     |
| Leake  | 40        | 773     | 1 082    | -         | -     | 55        | 856     | 1 236    | -         | -     |
| Lee  | 29        | 766     | 1 406    | -         | -     | 21        | 780     | 2 110    | -         | -     |
| Lincoln  | 61        | 2 938   | 4 655    | -         | -     | 102       | 3 370   | 6 779    | -         | -     |
| Lowndes  | 6         | 132     | 189      | -         | -     | 13        | 291     | 347      | 1         | (D)   |
| Madison  | 32        | 1 016   | 1 514    | -         | -     | 36        | 1 587   | 2 760    | -         | -     |
| Marion   | 120       | 3 871   | 6 802    | -         | -     | 170       | 5 333   | 8 938    | 1         | (D)   |
| Marshall   | 13        | 499     | 668      | -         | -     | 4         | 140     | (D)      | -         | -     |
| Monroe   | 33        | 660     | 1 407    | -         | -     | 20        | 534     | 1 340    | -         | -     |
| Montgomery   | 4         | (D)     | (D)      | -         | -     | 10        | 250     | 482      | -         | -     |
| Neshoba  | 97        | 2 609   | 4 060    | 2         | (D)   | 81        | 2 123   | 3 552    | 1         | (D)   |
| Newton   | 46        | 851     | 1 678    | -         | -     | 80        | 2 086   | 2 919    | 1         | (D)   |
| Noxubee  | 9         | (D)     | (D)      | 3         | (D)   | 18        | 415     | (D)      | -         | -     |
| Oktibbeha  | 9         | 144     | 186      | -         | -     | 8         | 137     | 145      | -         | -     |
| Pearl River  | 75        | 2 610   | 4 055    | 3         | (D)   | 95        | 2 906   | 4 372    | -         | -     |
| Perry  | 30        | 736     | 1 252    | -         | -     | 57        | 1 259   | 2 363    | -         | -     |
| Pike   | 95        | 3 979   | 8 038    | -         | -     | 104       | 4 043   | 8 113    | 1         | (D)   |
| Pontotoc   | 25        | 462     | 663      | -         | -     | 13        | 97      | 190      | -         | -     |
| Prentiss   | 10        | 96      | (D)      | -         | -     | 14        | 266     | 395      | -         | -     |
| Rankin   | 43        | 1 114   | 2 402    | -         | -     | 62        | 1 110   | 2 157    | -         | -     |
| Scott  | 43        | 939     | 1 527    | -         | -     | 40        | 806     | 1 269    | -         | -     |
| Simpson  | 75        | 1 815   | 3 358    | -         | -     | 115       | 2 959   | 4 403    | -         | -     |
| Smith  | 70        | 1 344   | 1 678    | -         | -     | 78        | 1 966   | 3 167    | -         | -     |
| Stone  | 20        | 381     | 643      | -         | -     | 34        | 434     | 538      | -         | -     |
| Tallahatchie   | 4         | 120     | 124      | -         | -     | 15        | 525     | 1 239    | 2         | (D)   |
| Tate   | 9         | 313     | 524      | -         | -     | 12        | 310     | 453      | -         | -     |
| Tippah   | 33        | 542     | 868      | -         | -     | 24        | 217     | 348      | -         | -     |
| Tishomingo   | 18        | 255     | 333      | -         | -     | 16        | 256     | 441      | -         | -     |
| Union  | 19        | (D)     | 219      | -         | -     | 25        | 305     | 544      | 1         | (D)   |
| Walthall   | 182       | 6 549   | 11 321   | 2         | (D)   | 254       | 7 649   | 13 494   | -         | -     |
| Wayne  | 50        | 1 164   | 2 272    | -         | -     | 48        | 760     | 937      | -         | -     |
| Webster  | 10        | 156     | 225      | -         | -     | 7         | 87      | 106      | -         | -     |
| Wilkinson  | 10        | (D)     | (D)      | -         | -     | 22        | (D)     | (D)      | -         | -     |
| Winston  | 39        | 672     | 1 250    | -         | -     | 60        | 1 147   | 1 824    | -         | -     |
| Yalobusha  | 5         | (D)     | (D)      | -         | -     | 8         | 440     | 460      | -         | -     |
| Yazoo  | 19        | 715     | 1 485    | -         | -     | 16        | 404     | 773      | -         | -     |
| All other counties   | 12        | 498     | 754      | 1         | (D)   | (NA)      | (NA)    | (NA)     | (NA)      | (NA)  |
| <b>TAME HAY OTHER THAN ALFALFA, SMALL GRAIN, AND WILD HAY (SEE TEXT) (TONS, DRY)</b> |           |         |          |           |       |           |         |          |           |       |
| <b>State Total</b>   |           |         |          |           |       |           |         |          |           |       |
| Mississippi  | 10 175    | 364 823 | 733 265  | 62        | 1 140 | 12 694    | 401 045 | 804 165  | 31        | 475   |

Table 26. Field Seeds, Grass Seeds, Hay, Forage, and Silage: 1987 and 1982—Con.

[For meaning of abbreviations and symbols, see introductory text]

| Geographic area   | 1987      |        |          |           |       | 1982      |        |          |           |       |
|---|-----------|--------|----------|-----------|-------|-----------|--------|----------|-----------|-------|
|   | Harvested |        |          | Irrigated |       | Harvested |        |          | Irrigated |       |
|   | Farms     | Acres  | Quantity | Farms     | Acres | Farms     | Acres  | Quantity | Farms     | Acres |
| <b>TAME HAY OTHER THAN ALFALFA, SMALL GRAIN, AND WILD HAY (SEE TEXT) (TONS, DRY)—Con.</b> |           |        |          |           |       |           |        |          |           |       |
| <b>Counties</b>   |           |        |          |           |       |           |        |          |           |       |
| Adams   | 41        | 2 032  | 3 343    | -         | -     | 41        | 1 443  | 2 487    | -         | -     |
| Alcorn  | 169       | 3 953  | 7 313    | -         | -     | 219       | 3 886  | 7 127    | -         | -     |
| Amite   | 171       | 9 178  | 16 971   | 3         | (D)   | 216       | 8 450  | 14 199   | -         | -     |
| Attala  | 140       | 4 585  | 8 204    | -         | -     | 188       | 6 046  | 12 117   | -         | -     |
| Benton  | 57        | 1 028  | 1 678    | 1         | (D)   | 75        | 1 765  | 3 781    | -         | -     |
| Bolivar   | 5         | 172    | 472      | -         | -     | 21        | 1 482  | 2 898    | -         | -     |
| Calhoun   | 128       | 4 409  | 8 890    | -         | -     | 152       | 3 746  | 6 751    | -         | -     |
| Carroll   | 152       | 7 360  | 15 675   | -         | -     | 130       | 5 230  | 14 899   | 1         | (D)   |
| Chickasaw   | 139       | 6 644  | 11 705   | -         | -     | 170       | 6 969  | 13 090   | 1         | (D)   |
| Choctaw   | 67        | 1 752  | 3 015    | -         | -     | 136       | 3 323  | 5 590    | 1         | (D)   |
| Claiborne   | 57        | 3 240  | 6 492    | -         | -     | 62        | 3 300  | 7 897    | -         | -     |
| Clarke  | 142       | 5 621  | 11 630   | -         | -     | 159       | 4 297  | 8 006    | -         | -     |
| Clay  | 109       | 5 122  | 9 453    | -         | -     | 137       | 6 471  | 12 587   | -         | -     |
| Coahoma   | 3         | (D)    | 178      | -         | -     | 7         | 393    | 419      | -         | -     |
| Copiah  | 146       | 5 444  | 12 250   | 1         | (D)   | 226       | 8 569  | 15 590   | -         | -     |
| Covington   | 141       | 4 425  | 8 939    | -         | -     | 194       | 6 766  | 10 554   | -         | -     |
| De Soto   | 147       | 7 042  | 11 603   | 2         | (D)   | 194       | 6 635  | 12 103   | 2         | (D)   |
| Forrest   | 79        | 1 849  | 3 487    | 3         | (D)   | 100       | 3 042  | 5 275    | 1         | (D)   |
| Franklin  | 58        | 1 235  | 2 504    | -         | -     | 64        | 1 400  | 2 379    | -         | -     |
| George  | 94        | 2 415  | 4 972    | 3         | 13    | 82        | 1 439  | 2 985    | -         | -     |
| Greene  | 111       | 2 581  | 4 644    | -         | -     | 132       | 2 996  | 6 203    | 1         | (D)   |
| Grenada   | 66        | 2 977  | 6 879    | -         | -     | 82        | 3 997  | 9 006    | 1         | (D)   |
| Hancock   | 47        | 1 265  | 2 370    | -         | -     | 51        | 1 551  | 2 498    | -         | -     |
| Harrison  | 75        | 950    | 2 138    | -         | -     | 82        | 1 133  | 1 583    | -         | -     |
| Hinds   | 233       | 12 934 | 27 971   | 1         | (D)   | 232       | 10 306 | 23 502   | 2         | (D)   |
| Holmes  | 82        | 5 789  | 8 905    | -         | -     | 87        | 3 342  | 5 528    | -         | -     |
| Humphreys   | 7         | (D)    | (D)      | -         | -     | 10        | 267    | 804      | -         | -     |
| Itawamba  | 168       | 3 576  | 6 627    | 2         | (D)   | 214       | 4 346  | 8 031    | 1         | (D)   |
| Jackson   | 52        | 726    | 1 567    | -         | -     | 58        | 889    | 1 113    | -         | -     |
| Jasper  | 140       | 5 159  | 11 211   | 1         | (D)   | 234       | 6 660  | 13 928   | -         | -     |
| Jefferson   | 54        | 2 061  | 4 880    | -         | -     | 74        | 3 502  | 6 772    | 2         | (D)   |
| Jefferson Davis   | 132       | 5 041  | 10 377   | -         | -     | 166       | 5 255  | 12 481   | -         | -     |
| Jones   | 250       | 7 629  | 18 060   | -         | -     | 328       | 11 049 | 21 390   | 1         | (D)   |
| Kemper  | 197       | 7 084  | 13 971   | 5         | (D)   | 256       | 7 678  | 13 993   | 1         | (D)   |
| Lafayette   | 153       | 5 085  | 7 714    | 1         | (D)   | 199       | 6 393  | 11 330   | -         | -     |
| Lamar   | 105       | 3 458  | 10 168   | 1         | (D)   | 143       | 3 939  | 9 228    | -         | -     |
| Lauderdale  | 175       | 8 481  | 16 193   | 2         | (D)   | 230       | 7 110  | 13 825   | 1         | (D)   |
| Lawrence  | 111       | 2 959  | 8 911    | 2         | (D)   | 135       | 2 772  | 5 969    | 3         | (D)   |
| Leake   | 226       | 6 183  | 14 128   | 2         | (D)   | 283       | 6 689  | 14 670   | -         | -     |
| Lee   | 196       | 5 623  | 12 364   | -         | -     | 233       | 4 772  | 9 053    | -         | -     |
| Leflore   | 10        | 632    | 935      | 1         | (D)   | 11        | 560    | 1 525    | -         | -     |
| Lincoln   | 216       | 7 377  | 16 869   | -         | -     | 210       | 5 727  | 11 514   | -         | -     |
| Lowndes   | 79        | 3 067  | 6 873    | 1         | (D)   | 122       | 4 986  | 9 608    | 1         | (D)   |
| Madison   | 129       | 4 816  | 9 592    | 2         | (D)   | 131       | 4 904  | 10 535   | -         | -     |
| Marion  | 172       | 5 484  | 11 795   | 1         | (D)   | 233       | 7 472  | 12 611   | -         | -     |
| Marshall  | 143       | 5 955  | 12 502   | 3         | (D)   | 199       | 6 076  | 14 623   | -         | -     |
| Monroe  | 185       | 6 434  | 12 267   | 1         | (D)   | 238       | 7 355  | 16 761   | -         | -     |
| Montgomery  | 88        | 4 131  | 8 650    | 1         | (D)   | 105       | 5 637  | 11 522   | -         | -     |
| Neshoba   | 358       | 11 078 | 21 890   | 4         | 32    | 459       | 15 198 | 27 451   | 4         | (D)   |
| Newton  | 262       | 8 676  | 19 230   | 1         | (D)   | 350       | 9 993  | 24 162   | 1         | (D)   |
| Noxubee   | 97        | 5 524  | 11 496   | -         | -     | 134       | 7 886  | 21 403   | 1         | (D)   |
| Oktibbeha   | 119       | 7 716  | 13 673   | 1         | (D)   | 156       | 8 560  | 18 036   | -         | -     |
| Panola  | 196       | 7 882  | 14 348   | 1         | (D)   | 269       | 8 332  | 15 780   | -         | -     |
| Pearl River   | 159       | 5 405  | 9 776    | 1         | (D)   | 177       | 5 367  | 8 674    | 1         | (D)   |
| Perry   | 64        | 1 574  | 2 758    | -         | -     | 85        | 1 976  | 3 579    | -         | -     |
| Pike  | 181       | 7 791  | 14 768   | 1         | (D)   | 184       | 6 796  | 11 790   | 1         | (D)   |
| Pontotoc  | 180       | 4 280  | 7 091    | -         | -     | 247       | 5 676  | 12 281   | -         | -     |
| Prentiss  | 127       | 2 676  | 4 993    | -         | -     | 158       | 3 675  | 6 578    | -         | -     |
| Quitman   | 4         | 80     | 175      | 1         | (D)   | 5         | 196    | 72       | -         | -     |
| Rankin  | 199       | 8 323  | 19 184   | -         | -     | 240       | 7 953  | 15 888   | 2         | (D)   |
| Scott   | 250       | 7 862  | 19 456   | 2         | (D)   | 281       | 8 178  | 19 307   | -         | -     |
| Simpson   | 166       | 5 047  | 10 444   | 2         | (D)   | 233       | 5 788  | 11 023   | -         | -     |
| Smith   | 216       | 5 433  | 12 409   | -         | -     | 283       | 7 199  | 14 429   | -         | -     |
| Stone   | 96        | 2 358  | 4 318    | -         | -     | 98        | 2 497  | 4 113    | -         | -     |
| Sunflower   | 16        | 1 744  | 3 969    | 2         | (D)   | 35        | 2 548  | 6 467    | -         | -     |
| Tallahatchie  | 79        | 3 210  | 5 707    | -         | -     | 102       | 3 822  | 6 576    | -         | -     |
| Tate  | 187       | 6 949  | 14 595   | -         | -     | 185       | 7 491  | 15 309   | -         | -     |
| Tippah  | 229       | 4 511  | 7 687    | 2         | (D)   | 274       | 4 661  | 8 770    | -         | -     |
| Tishomingo  | 123       | 2 288  | 3 020    | 1         | (D)   | 139       | 2 130  | 3 807    | 1         | (D)   |
| Union   | 207       | 3 945  | 7 949    | -         | -     | 265       | 4 050  | 7 727    | -         | -     |
| Walthall  | 210       | 7 699  | 15 313   | 1         | (D)   | 239       | 8 560  | 16 581   | -         | -     |
| Warren  | 25        | 1 090  | 2 711    | -         | -     | 41        | 1 581  | 3 767    | -         | -     |
| Washington  | 11        | 596    | 844      | -         | -     | 29        | 1 795  | 3 402    | -         | -     |
| Wayne   | 162       | 5 267  | 9 390    | 1         | (D)   | 183       | 5 085  | 11 016   | -         | -     |
| Webster   | 101       | 3 401  | 6 228    | -         | -     | 129       | 3 290  | 6 437    | -         | -     |
| Wilkinson   | 69        | 6 742  | 18 231   | -         | -     | 80        | 6 548  | 17 641   | -         | -     |
| Winston   | 235       | 8 926  | 17 282   | -         | -     | 345       | 10 286 | 20 736   | -         | -     |
| Yalobusha   | 102       | 4 006  | 6 824    | 1         | (D)   | 124       | 3 840  | 7 267    | -         | -     |
| Yazoo   | 115       | 5 393  | 9 839    | -         | -     | 103       | 5 180  | 12 496   | -         | -     |
| All other counties  | 5         | 1 862  | (D)      | -         | -     | (NA)      | (NA)   | (NA)     | (NA)      | (NA)  |

Table 26. Field Seeds, Grass Seeds, Hay, Forage, and Silage: 1987 and 1982—Con.

[For meaning of abbreviations and symbols, see introductory text]

| Geographic area             | 1987      |         |          |           |       | 1982      |        |          |           |       |
|-----------------------------|-----------|---------|----------|-----------|-------|-----------|--------|----------|-----------|-------|
|                             | Harvested |         |          | Irrigated |       | Harvested |        |          | Irrigated |       |
|                             | Farms     | Acres   | Quantity | Farms     | Acres | Farms     | Acres  | Quantity | Farms     | Acres |
| <b>WILD HAY (TONS, DRY)</b> |           |         |          |           |       |           |        |          |           |       |
| <b>State Total</b>          |           |         |          |           |       |           |        |          |           |       |
| Mississippi .....           | 3 506     | 114 639 | 169 395  | 10        | (D)   | 3 059     | 84 345 | 125 719  | 12        | 117   |
| <b>Counties</b>             |           |         |          |           |       |           |        |          |           |       |
| Adams .....                 | 24        | 1 438   | 1 692    | -         | -     | 22        | 928    | 1 510    | -         | -     |
| Alcorn .....                | 52        | 999     | 926      | -         | -     | 55        | 1 158  | 1 027    | 1         | (D)   |
| Amite .....                 | 63        | 2 332   | 3 563    | -         | -     | 65        | 1 799  | 2 667    | -         | -     |
| Attala .....                | 65        | 1 412   | 1 873    | -         | -     | 70        | 1 876  | 2 518    | -         | -     |
| Benton .....                | 22        | 436     | 441      | -         | -     | 14        | (D)    | (D)      | -         | -     |
| Calhoun .....               | 46        | 1 787   | 1 329    | -         | -     | 34        | 779    | 1 080    | -         | -     |
| Carroll .....               | 35        | 1 412   | 2 170    | -         | -     | 22        | 444    | 815      | -         | -     |
| Chickasaw .....             | 70        | 2 616   | 3 741    | 3         | 35    | 52        | 2 248  | 2 713    | -         | -     |
| Choctaw .....               | 42        | 814     | 1 646    | -         | -     | 40        | 736    | 1 442    | -         | -     |
| Claiborne .....             | 12        | 580     | 980      | -         | -     | 11        | (D)    | (D)      | -         | -     |
| Clarke .....                | 24        | 572     | 1 004    | -         | -     | 23        | 570    | 789      | -         | -     |
| Clay .....                  | 55        | 2 549   | 4 029    | -         | -     | 70        | 2 431  | 3 714    | -         | -     |
| Copiah .....                | 91        | 2 751   | 4 934    | -         | -     | 46        | 949    | 1 440    | 3         | (D)   |
| Covington .....             | 44        | 1 283   | 1 811    | -         | -     | 38        | 1 339  | 1 715    | -         | -     |
| De Soto .....               | 70        | 3 019   | 3 308    | -         | -     | 76        | 2 688  | 4 421    | 2         | (D)   |
| Forrest .....               | 11        | (D)     | (D)      | -         | -     | 10        | (D)    | (D)      | -         | -     |
| Franklin .....              | 24        | 513     | 666      | -         | -     | 8         | 264    | 304      | -         | -     |
| George .....                | 13        | 202     | 321      | -         | -     | 6         | 57     | 40       | 1         | (D)   |
| Greene .....                | 15        | 317     | 739      | -         | -     | 9         | 354    | 327      | -         | -     |
| Grenada .....               | 29        | 2 032   | 3 226    | -         | -     | 30        | 618    | 1 001    | -         | -     |
| Hancock .....               | 12        | 244     | 226      | -         | -     | 3         | (D)    | (D)      | -         | -     |
| Harrison .....              | 7         | 223     | 211      | -         | -     | 7         | 133    | 184      | -         | -     |
| Hinds .....                 | 100       | 3 114   | 5 767    | -         | -     | 70        | 1 683  | 2 797    | -         | -     |
| Holmes .....                | 38        | 1 666   | 2 663    | -         | -     | 31        | 1 085  | 857      | 1         | (D)   |
| Itawamba .....              | 39        | 704     | 824      | -         | -     | 40        | 601    | 751      | -         | -     |
| Jackson .....               | 10        | 400     | 417      | -         | -     | 5         | 72     | 56       | -         | -     |
| Jasper .....                | 46        | 1 288   | 2 050    | -         | -     | 67        | 1 587  | 2 793    | -         | -     |
| Jefferson .....             | 26        | 509     | 825      | -         | -     | 11        | 582    | 773      | -         | -     |
| Jefferson Davis .....       | 47        | 1 227   | 2 343    | -         | -     | 38        | 802    | (D)      | 1         | (D)   |
| Jones .....                 | 62        | 1 486   | 2 097    | -         | -     | 66        | 1 296  | 2 312    | -         | -     |
| Kemper .....                | 54        | 1 310   | 2 288    | -         | -     | 40        | 1 411  | 1 810    | -         | -     |
| Lafayette .....             | 70        | 2 177   | 2 172    | -         | -     | 38        | 1 093  | 1 256    | -         | -     |
| Lamar .....                 | 13        | 232     | 255      | -         | -     | 24        | 744    | 1 535    | -         | -     |
| Lauderdale .....            | 40        | 1 198   | 2 025    | -         | -     | 42        | 1 004  | 1 255    | -         | -     |
| Lawrence .....              | 29        | 590     | 1 054    | -         | -     | 20        | 327    | 503      | -         | -     |
| Leake .....                 | 84        | 2 284   | 4 381    | -         | -     | 76        | 1 415  | 2 643    | -         | -     |
| Lee .....                   | 71        | 1 914   | 2 930    | -         | -     | 71        | 2 322  | 2 853    | -         | -     |
| Leflore .....               | 3         | 130     | 135      | -         | -     | 4         | 123    | (D)      | -         | -     |
| Lincoln .....               | 58        | 1 456   | 2 964    | 3         | (D)   | 50        | 1 356  | 2 095    | -         | -     |
| Lowndes .....               | 42        | 2 208   | 3 063    | -         | -     | 32        | 1 641  | 2 752    | -         | -     |
| Madison .....               | 81        | 3 022   | 4 816    | -         | -     | 59        | 1 341  | 1 537    | -         | -     |
| Marion .....                | 61        | 1 774   | 2 794    | -         | -     | 57        | 1 426  | 1 842    | -         | -     |
| Marshall .....              | 57        | 2 717   | 2 810    | -         | -     | 49        | 1 672  | 1 758    | -         | -     |
| Monroe .....                | 45        | 2 263   | 4 543    | 1         | (D)   | 43        | 859    | 1 231    | -         | -     |
| Montgomery .....            | 47        | 1 287   | 2 237    | -         | -     | 48        | 960    | 1 646    | -         | -     |
| Neshoba .....               | 80        | 2 640   | 3 762    | -         | -     | 70        | 2 035  | 3 168    | -         | -     |
| Newton .....                | 81        | 2 476   | 3 064    | 1         | (D)   | 82        | 2 517  | 3 582    | -         | -     |
| Noxubee .....               | 59        | 3 156   | 4 827    | -         | -     | 64        | 2 714  | 4 445    | 1         | (D)   |
| Oktibbeha .....             | 98        | 4 323   | 5 755    | 1         | (D)   | 92        | 3 890  | 5 753    | -         | -     |
| Panola .....                | 93        | 3 033   | 3 568    | -         | -     | 63        | 2 038  | 3 202    | -         | -     |
| Pearl River .....           | 47        | 2 119   | 2 773    | -         | -     | 23        | 548    | 757      | -         | -     |
| Perry .....                 | 14        | 254     | 377      | -         | -     | 6         | 97     | 112      | -         | -     |
| Pike .....                  | 71        | 3 338   | 5 150    | -         | -     | 38        | 1 095  | 2 621    | -         | -     |
| Pontotoc .....              | 56        | 915     | 1 134    | -         | -     | 47        | 729    | 685      | -         | -     |
| Prentiss .....              | 32        | 612     | 743      | -         | -     | 27        | 328    | 369      | -         | -     |
| Rankin .....                | 61        | 2 043   | 3 108    | -         | -     | 56        | 1 403  | 2 633    | -         | -     |
| Scott .....                 | 104       | 3 197   | 5 952    | -         | -     | 112       | 2 673  | 4 879    | -         | -     |
| Simpson .....               | 61        | 1 525   | 2 491    | -         | -     | 51        | 1 135  | 1 642    | 2         | (D)   |
| Smith .....                 | 77        | 1 887   | 3 496    | -         | -     | 106       | 2 101  | 3 565    | -         | -     |
| Stone .....                 | 7         | (D)     | (D)      | -         | -     | 12        | 190    | (D)      | -         | -     |
| Sunflower .....             | 4         | (D)     | (D)      | -         | -     | 3         | 180    | (D)      | -         | -     |
| Tallahatchie .....          | 19        | 403     | 474      | -         | -     | 15        | 277    | (D)      | -         | -     |
| Tate .....                  | 76        | 2 263   | 2 971    | -         | -     | 63        | 1 656  | 3 270    | -         | -     |
| Tippah .....                | 42        | 618     | 842      | -         | -     | 43        | 749    | 817      | -         | -     |
| Tishomingo .....            | 20        | 439     | 462      | -         | -     | 17        | 205    | 189      | -         | -     |
| Union .....                 | 59        | 799     | 704      | -         | -     | 48        | 739    | 976      | -         | -     |
| Walthall .....              | 92        | 3 880   | 5 726    | -         | -     | 72        | 2 513  | 4 371    | -         | -     |
| Warren .....                | 18        | 455     | 724      | -         | -     | 14        | 377    | 655      | -         | -     |
| Washington .....            | 7         | 878     | 1 363    | -         | -     | 9         | 827    | 1 479    | -         | -     |
| Wayne .....                 | 35        | 895     | 1 628    | -         | -     | 20        | 698    | 620      | -         | -     |
| Webster .....               | 44        | 1 340   | 1 466    | -         | -     | 46        | 1 050  | 1 531    | -         | -     |
| Wilkinson .....             | 35        | 2 921   | 4 552    | -         | -     | 24        | 1 271  | 1 581    | -         | -     |
| Winston .....               | 73        | 2 515   | 3 266    | -         | -     | 70        | 1 924  | 3 105    | -         | -     |
| Yalobusha .....             | 55        | 1 118   | 1 260    | -         | -     | 36        | 892    | 1 488    | -         | -     |
| Yazoo .....                 | 30        | 868     | 1 365    | -         | -     | 22        | 450    | 578      | -         | -     |
| All other counties .....    | 7         | 862     | 1 309    | 1         | (D)   | (NA)      | (NA)   | (NA)     | (NA)      | (NA)  |

**Table 26. Field Seeds, Grass Seeds, Hay, Forage, and Silage: 1987 and 1982—Con.**

[For meaning of abbreviations and symbols, see introductory text]

| Geographic area  | 1987      |        |          |           |       | 1982      |        |          |           |       |
|--|-----------|--------|----------|-----------|-------|-----------|--------|----------|-----------|-------|
|  | Harvested |        |          | Irrigated |       | Harvested |        |          | Irrigated |       |
|  | Farms     | Acres  | Quantity | Farms     | Acres | Farms     | Acres  | Quantity | Farms     | Acres |
| <b>GRASS SILAGE, HAYLAGE, AND GREEN CHOP HAY (TONS, GREEN)</b> |           |        |          |           |       |           |        |          |           |       |
| <b>State Total</b>   |           |        |          |           |       |           |        |          |           |       |
| Mississippi .....  | 322       | 12 269 | 62 299   | 1         | (D)   | 417       | 15 899 | 87 732   | 4         | 131   |
| <b>Counties</b>  |           |        |          |           |       |           |        |          |           |       |
| Alcorn .....   | 4         | 88     | 176      | -         | -     | 7         | 190    | 503      | -         | -     |
| Amite .....  | 8         | 472    | 2 084    | -         | -     | 13        | 750    | 2 653    | -         | -     |
| Attala .....   | 7         | 169    | 872      | -         | -     | 5         | 181    | (D)      | -         | -     |
| Calhoun .....  | 3         | (D)    | (D)      | -         | -     | 7         | 77     | 442      | -         | -     |
| Chickasaw .....  | 4         | (D)    | 298      | -         | -     | 7         | 343    | 1 237    | -         | -     |
| Clay .....   | 4         | 175    | 485      | -         | -     | 8         | 111    | 274      | -         | -     |
| Copiah .....   | 4         | 66     | 153      | -         | -     | 7         | 518    | 4 916    | -         | -     |
| Covington .....  | 3         | (D)    | 127      | -         | -     | 6         | 195    | 669      | -         | -     |
| Forrest .....  | 3         | (D)    | (D)      | -         | -     | (NA)      | (NA)   | (NA)     | (NA)      | (NA)  |
| Greene .....   | 3         | 17     | (D)      | -         | -     | (NA)      | (NA)   | (NA)     | (NA)      | (NA)  |
| Hinds .....  | 4         | 55     | 145      | -         | -     | 11        | 330    | 2 858    | -         | -     |
| Holmes .....   | 4         | 93     | 281      | -         | -     | 3         | 30     | (D)      | -         | -     |
| Itawamba .....   | 5         | 88     | 227      | -         | -     | 7         | 84     | 202      | -         | -     |
| Jasper .....   | 7         | 180    | 738      | -         | -     | 13        | 291    | 873      | -         | -     |
| Jefferson Davis .....  | 4         | 64     | 245      | -         | -     | (NA)      | (NA)   | (NA)     | (NA)      | (NA)  |
| Jones .....  | 9         | 224    | 1 042    | -         | -     | 8         | 232    | 1 331    | 1         | (D)   |
| Kemper .....   | 8         | 318    | 1 319    | 1         | (D)   | 4         | 79     | (D)      | -         | -     |
| Lamar .....  | 4         | 80     | 360      | -         | -     | 5         | 110    | (D)      | -         | -     |
| Lauderdale .....   | 4         | 70     | 132      | -         | -     | 8         | 105    | 261      | -         | -     |
| Lawrence .....   | 5         | 75     | 122      | -         | -     | 6         | 101    | (D)      | -         | -     |
| Leake .....  | 12        | 441    | 1 238    | -         | -     | 11        | 222    | 876      | -         | -     |
| Lee .....  | 4         | 165    | 1 700    | -         | -     | 8         | 141    | 955      | -         | -     |
| Leflore .....  | 3         | 108    | (D)      | -         | -     | (NA)      | (NA)   | (NA)     | (NA)      | (NA)  |
| Lincoln .....  | 5         | 114    | 580      | -         | -     | 8         | 187    | 1 492    | -         | -     |
| Lowndes .....  | 3         | (D)    | (D)      | -         | -     | (NA)      | (NA)   | (NA)     | (NA)      | (NA)  |
| Marion .....   | 5         | 170    | 880      | -         | -     | 8         | 397    | 1 378    | -         | -     |
| Marshall .....   | 3         | (D)    | 614      | -         | -     | 5         | 145    | (D)      | -         | -     |
| Monroe .....   | 5         | 277    | (D)      | -         | -     | 11        | 487    | 5 823    | 1         | (D)   |
| Neshoba .....  | 11        | 358    | 1 034    | -         | -     | 10        | 429    | 2 042    | -         | -     |
| Newton .....   | 8         | 377    | 1 696    | -         | -     | 14        | 748    | 4 542    | -         | -     |
| Noxubee .....  | 3         | (D)    | (D)      | -         | -     | 6         | (D)    | (D)      | -         | -     |
| Okfuskeena .....   | 5         | 244    | (D)      | -         | -     | 10        | 371    | 1 062    | -         | -     |
| Panola .....   | 7         | 317    | 1 068    | -         | -     | 5         | 211    | 874      | -         | -     |
| Pearl River .....  | 7         | 94     | 359      | -         | -     | 9         | 171    | 1 046    | -         | -     |
| Pike .....   | 15        | 994    | 4 616    | -         | -     | 23        | 878    | 5 389    | 2         | (D)   |
| Pontotoc .....   | 4         | 82     | 583      | -         | -     | 4         | 53     | 364      | -         | -     |
| Prentiss .....   | 4         | 110    | (D)      | -         | -     | 5         | 158    | 1 208    | -         | -     |
| Rankin .....   | 10        | 606    | 3 838    | -         | -     | 3         | 39     | (D)      | -         | -     |
| Scott .....  | 6         | 306    | 864      | -         | -     | 7         | 480    | 892      | -         | -     |
| Simpson .....  | 3         | 35     | 225      | -         | -     | 6         | 87     | 438      | -         | -     |
| Smith .....  | 4         | 171    | (D)      | -         | -     | 5         | 70     | 110      | -         | -     |
| Tallahatchie .....   | 3         | 84     | 350      | -         | -     | (NA)      | (NA)   | (NA)     | (NA)      | (NA)  |
| Tate .....   | 8         | 737    | 6 322    | -         | -     | 8         | 298    | 1 021    | -         | -     |
| Tippah .....   | 3         | 31     | 154      | -         | -     | 5         | 150    | 702      | -         | -     |
| Union .....  | 3         | (D)    | 68       | -         | -     | (NA)      | (NA)   | (NA)     | (NA)      | (NA)  |
| Walthall .....   | 28        | 1 087  | 7 826    | -         | -     | 24        | 1 501  | 10 109   | -         | -     |
| Wayne .....  | 6         | 125    | 268      | -         | -     | 8         | 697    | 3 378    | -         | -     |
| Webster .....  | 4         | 83     | 446      | -         | -     | 4         | 190    | 655      | -         | -     |
| Wilkinson .....  | 6         | 470    | (D)      | -         | -     | (NA)      | (NA)   | (NA)     | (NA)      | (NA)  |
| Winston .....  | 11        | 255    | 951      | -         | -     | 7         | 153    | 680      | -         | -     |
| All other counties .....                                       | 26        | 1 398  | 6 821    | -         | -     | (NA)      | (NA)   | (NA)     | (NA)      | (NA)  |
| <b>CORN FOR SILAGE OR GREEN CHOP (TONS, GREEN)</b>             |           |        |          |           |       |           |        |          |           |       |
| <b>State Total</b>   |           |        |          |           |       |           |        |          |           |       |
| Mississippi .....  | 603       | 39 441 | 498 102  | 19        | 1 347 | 1 110     | 50 916 | 624 355  | 22        | 1 140 |
| <b>Counties</b>  |           |        |          |           |       |           |        |          |           |       |
| Alcorn .....   | 10        | 415    | 4 466    | -         | -     | 20        | 336    | 3 879    | -         | -     |
| Amite .....  | 8         | 619    | 9 566    | 1         | (D)   | 20        | 1 403  | 17 821   | -         | -     |
| Attala .....   | 7         | 107    | 955      | -         | -     | 12        | 394    | 5 359    | -         | -     |
| Benton .....   | 19        | 358    | 2 936    | -         | -     | 26        | 611    | 6 592    | -         | -     |
| Calhoun .....  | 9         | 445    | 5 812    | -         | -     | 23        | 586    | 6 849    | -         | -     |
| Carroll .....  | 11        | (D)    | (D)      | 2         | (D)   | 18        | 2 182  | 25 212   | -         | -     |
| Chickasaw .....  | 13        | 757    | 10 387   | -         | -     | 20        | 1 421  | 22 630   | -         | -     |
| Choctaw .....  | 4         | (D)    | (D)      | -         | -     | 9         | 845    | 8 545    | -         | -     |
| Clay .....   | 11        | 521    | 7 351    | -         | -     | 14        | 779    | 11 450   | -         | -     |
| Copiah .....   | 3         | 530    | (D)      | -         | -     | 17        | 1 189  | 13 718   | 2         | (D)   |
| De Soto .....  | 20        | 913    | 11 086   | 1         | (D)   | 35        | 1 117  | 14 194   | -         | -     |
| Forrest .....  | 3         | 150    | 1 200    | -         | -     | 5         | 380    | 2 501    | -         | -     |
| George .....   | 5         | 140    | 1 400    | -         | -     | 15        | 593    | 6 328    | -         | -     |
| Greene .....   | 4         | 31     | 397      | -         | -     | 3         | 24     | 412      | -         | -     |
| Grenada .....  | 4         | (D)    | (D)      | 1         | (D)   | 5         | 42     | 364      | 1         | (D)   |
| Hinds .....  | 10        | 1 874  | 23 734   | -         | -     | 17        | 1 902  | 21 420   | -         | -     |
| Holmes .....   | 10        | 209    | 1 708    | -         | -     | 13        | 275    | 3 172    | -         | -     |
| Itawamba .....   | 8         | 260    | 3 700    | -         | -     | 9         | 102    | 1 117    | -         | -     |
| Jasper .....   | 3         | 138    | (D)      | -         | -     | 19        | 394    | 4 558    | 1         | (D)   |
| Jefferson Davis .....  | 4         | 27     | 292      | -         | -     | 16        | 318    | 2 636    | -         | -     |

Table 26. **Field Seeds, Grass Seeds, Hay, Forage, and Silage: 1987 and 1982—Con.**

[For meaning of abbreviations and symbols, see introductory text]

| Geographic area   | 1987      |        |          |           |       | 1982      |        |          |           |       |
|---|-----------|--------|----------|-----------|-------|-----------|--------|----------|-----------|-------|
|   | Harvested |        |          | Irrigated |       | Harvested |        |          | Irrigated |       |
|   | Farms     | Acres  | Quantity | Farms     | Acres | Farms     | Acres  | Quantity | Farms     | Acres |
| <b>CORN FOR SILAGE OR GREEN CHOP (TONS, GREEN)—Con.</b> |           |        |          |           |       |           |        |          |           |       |
| <b>Counties—Con.</b>                                    |           |        |          |           |       |           |        |          |           |       |
| Jones .....   | 8         | 215    | 2 171    | 1         | (D)   | 11        | 393    | 4 378    | -         | -     |
| Kemper .....  | 3         | 47     | 725      | -         | -     | 11        | 108    | 1 101    | -         | -     |
| Lafayette .....   | 4         | 115    | 1 580    | -         | -     | 13        | 326    | 5 002    | -         | -     |
| Lamar .....   | 4         | 571    | 2 695    | -         | -     | 12        | 456    | 4 700    | -         | -     |
| Lawrence .....  | 5         | 171    | 2 024    | -         | -     | 6         | 270    | 1 815    | -         | -     |
| Leake .....   | 6         | 1 299  | 19 452   | 1         | (D)   | 19        | 961    | 12 180   | -         | -     |
| Lee .....   | 21        | 2 375  | 33 520   | -         | -     | 33        | 1 830  | 25 312   | -         | -     |
| Lincoln .....   | 12        | 1 056  | 13 189   | -         | -     | 18        | 1 200  | 20 120   | -         | -     |
| Lowndes .....   | 4         | (D)    | (D)      | -         | -     | 12        | 230    | 3 538    | -         | -     |
| Marion .....  | 14        | 1 086  | 11 450   | -         | -     | 32        | 1 112  | 10 155   | -         | -     |
| Marshall .....  | 21        | 1 007  | 15 406   | -         | -     | 30        | 2 003  | 30 088   | -         | -     |
| Monroe .....  | 7         | 537    | 7 781    | 1         | (D)   | 13        | 614    | 8 414    | 2         | (D)   |
| Montgomery .....  | 17        | 707    | 9 209    | 1         | (D)   | 25        | 683    | 11 449   | -         | -     |
| Neshoba .....   | 6         | 387    | 4 242    | -         | -     | 14        | 515    | 6 486    | -         | -     |
| Newton .....  | 10        | 747    | 8 580    | -         | -     | 26        | 1 574  | 20 513   | 1         | (D)   |
| Noxubee .....   | 14        | 984    | 12 963   | -         | -     | 32        | 1 458  | 17 524   | 1         | (D)   |
| Oktibbeha .....   | 13        | 1 287  | 20 281   | -         | -     | 13        | 843    | 11 915   | -         | -     |
| Panola .....  | 8         | 222    | 2 342    | -         | -     | 19        | 590    | 8 296    | 1         | (D)   |
| Pearl River .....                                       | 8         | 589    | 9 150    | 1         | (D)   | 12        | 956    | 8 589    | 1         | (D)   |
| Pike .....  | 20        | 1 253  | 17 215   | 2         | (D)   | 25        | 1 590  | 17 946   | 4         | 227   |
| Pontotoc .....  | 16        | 1 098  | 9 687    | -         | -     | 36        | 1 331  | 14 995   | 1         | (D)   |
| Prentiss .....  | 8         | 356    | 3 731    | -         | -     | 24        | 1 158  | 21 746   | -         | -     |
| Rankin .....  | 14        | 901    | 9 637    | -         | -     | 14        | 466    | 4 755    | 2         | (D)   |
| Scott .....   | 7         | 116    | 1 224    | -         | -     | 8         | 308    | 3 395    | -         | -     |
| Simpson .....   | 6         | 117    | 1 032    | 1         | (D)   | 14        | 777    | 9 131    | -         | -     |
| Tallahatchie .....                                      | 5         | 130    | 1 517    | 1         | (D)   | 3         | 100    | 1 500    | -         | -     |
| Tate .....  | 38        | 2 712  | 39 899   | -         | -     | 47        | 2 921  | 38 300   | -         | -     |
| Tippah .....  | 26        | 717    | 9 064    | -         | -     | 65        | 1 230  | 14 731   | -         | -     |
| Tishomingo .....  | 4         | 173    | (D)      | -         | -     | 8         | 230    | 2 865    | -         | -     |
| Union .....   | 25        | 704    | 8 694    | -         | -     | 42        | 1 277  | 15 005   | -         | -     |
| Waithall .....  | 25        | 2 665  | 23 315   | -         | -     | 20        | 2 298  | 17 363   | 1         | (D)   |
| Webster .....   | 7         | 310    | 3 400    | -         | -     | 7         | 246    | 3 318    | 1         | (D)   |
| Winston .....   | 10        | 867    | 12 322   | 1         | (D)   | 24        | 1 556  | 17 320   | 1         | (D)   |
| Yalobusha .....   | 10        | 370    | 3 273    | -         | -     | 6         | 338    | 5 485    | -         | -     |
| Yazoo .....   | 4         | 339    | 4 383    | -         | -     | 9         | 665    | 9 034    | -         | -     |
| All other counties .....                                | 27        | 2 615  | 34 874   | 4         | 313   | (NA)      | (NA)   | (NA)     | (NA)      | (NA)  |
| <b>SORGHUM CUT FOR DRY FORAGE OR HAY (TONS, DRY)</b>    |           |        |          |           |       |           |        |          |           |       |
| <b>State Total</b>                                      |           |        |          |           |       |           |        |          |           |       |
| Mississippi .....                                       | 5         | (D)    | 146      | -         | -     | (NA)      | (NA)   | (NA)     | (NA)      | (NA)  |
| <b>SORGHUM FOR SILAGE OR GREEN CHOP (TONS, GREEN)</b>   |           |        |          |           |       |           |        |          |           |       |
| <b>State Total</b>                                      |           |        |          |           |       |           |        |          |           |       |
| Mississippi .....                                       | 195       | 10 172 | 116 276  | 3         | 52    | 482       | 21 660 | 265 465  | 5         | 158   |
| <b>Counties</b>   |           |        |          |           |       |           |        |          |           |       |
| Chickasaw .....   | 3         | 220    | (D)      | -         | -     | 7         | 149    | 2 142    | -         | -     |
| Copiah .....  | 7         | 217    | 2 250    | -         | -     | 9         | 325    | 3 700    | -         | -     |
| De Soto .....   | 10        | 287    | 2 625    | -         | -     | 14        | 486    | 6 583    | -         | -     |
| Hinds .....   | 4         | (D)    | (D)      | -         | -     | 3         | (D)    | (D)      | -         | -     |
| Jasper .....  | 3         | 150    | 1 850    | -         | -     | 8         | 178    | 1 410    | -         | -     |
| Jones .....   | 4         | 201    | 3 790    | -         | -     | 8         | 385    | 4 125    | -         | -     |
| Lee .....   | 3         | (D)    | (D)      | -         | -     | 13        | 500    | 6 140    | -         | -     |
| Lincoln .....   | 3         | 76     | 600      | -         | -     | 7         | 174    | 2 855    | -         | -     |
| Marion .....  | 5         | 194    | 1 330    | -         | -     | 13        | 551    | 5 880    | -         | -     |
| Marshall .....  | 4         | (D)    | (D)      | -         | -     | 9         | 771    | 11 002   | -         | -     |
| Monroe .....  | 4         | 211    | 3 125    | -         | -     | 18        | 861    | 11 190   | -         | -     |
| Neshoba .....   | 4         | 446    | 4 350    | -         | -     | 10        | 678    | 5 860    | -         | -     |
| Newton .....  | 12        | 789    | 8 564    | -         | -     | 22        | 1 294  | 15 777   | 1         | (D)   |
| Noxubee .....   | 19        | 1 388  | 18 331   | -         | -     | 23        | 1 113  | 14 019   | -         | -     |
| Oktibbeha .....   | 5         | 105    | 686      | -         | -     | 13        | 594    | 9 350    | -         | -     |
| Panola .....  | 4         | 92     | 1 158    | -         | -     | 15        | 258    | 2 733    | -         | -     |
| Pike .....  | 5         | 133    | 1 311    | -         | -     | 10        | 611    | 7 199    | -         | -     |
| Prentiss .....  | 9         | 672    | 8 695    | -         | -     | 16        | 1 296  | 17 829   | -         | -     |
| Rankin .....  | 3         | (D)    | 825      | -         | -     | (NA)      | (NA)   | (NA)     | (NA)      | (NA)  |
| Scott .....   | 4         | (D)    | (D)      | -         | -     | 4         | (D)    | 3 775    | -         | -     |
| Tate .....  | 6         | 365    | 4 448    | -         | -     | 11        | 424    | 7 714    | -         | -     |
| Tippah .....  | 5         | 441    | 6 506    | 1         | (D)   | 16        | 871    | 12 456   | -         | -     |
| Union .....   | 4         | 50     | (D)      | -         | -     | 22        | 861    | 10 184   | -         | -     |
| Waithall .....  | 15        | 545    | 5 720    | -         | -     | 15        | 782    | 10 000   | 1         | (D)   |
| Yazoo .....   | 4         | 250    | 1 469    | -         | -     | (NA)      | (NA)   | (NA)     | (NA)      | (NA)  |
| All other counties .....                                | 46        | 1 793  | 20 482   | 2         | (D)   | (NA)      | (NA)   | (NA)     | (NA)      | (NA)  |

**Table 27. Vegetables, Sweet Corn, and Melons Harvested for Sale: 1987 and 1982**

[For meaning of abbreviations and symbols, see introductory text]

| Geographic area                            | 1987      |       |           |       | 1982      |        |           |       |
|--|-----------|-------|-----------|-------|-----------|--------|-----------|-------|
|  | Harvested |       | Irrigated |       | Harvested |        | Irrigated |       |
|  | Farms     | Acres | Farms     | Acres | Farms     | Acres  | Farms     | Acres |
| <b>LAND USED FOR VEGETABLES (SEE TEXT)</b> |           |       |           |       |           |        |           |       |
| <b>State Total</b>                         |           |       |           |       |           |        |           |       |
| Mississippi .....                          | 767       | 8 573 | 85        | 1 374 | 1 363     | 11 369 | 102       | 644   |
| <b>Counties</b>                            |           |       |           |       |           |        |           |       |
| Alcorn .....                               | 10        | 16    | 2         | (D)   | 25        | 151    | -         | -     |
| Amite .....                                | 16        | 68    | 6         | 15    | 20        | 58     | -         | -     |
| Attala .....                               | 11        | 40    | 1         | (D)   | 12        | 30     | -         | -     |
| Benton .....                               | 10        | 166   | -         | -     | 13        | 170    | 2         | (D)   |
| Calhoun .....                              | 9         | 47    | -         | -     | 5         | 18     | 1         | (D)   |
| Carroll .....                              | 5         | 10    | -         | -     | 13        | 63     | 1         | (D)   |
| Choctaw .....                              | 6         | 38    | -         | -     | 10        | 79     | -         | -     |
| Claiborne .....                            | 8         | 47    | 3         | (D)   | 15        | 43     | 5         | 12    |
| Clarke .....                               | 5         | 16    | -         | -     | 18        | 139    | 1         | (D)   |
| Clay .....                                 | 3         | (D)   | -         | -     | 7         | 38     | 1         | (D)   |
| Copiah .....                               | 18        | 541   | 2         | (D)   | 39        | 542    | 4         | 28    |
| Covington .....                            | 18        | 247   | -         | -     | 41        | 486    | -         | -     |
| De Soto .....                              | 18        | 83    | 4         | 4     | 37        | 306    | 6         | (D)   |
| Forrest .....                              | 9         | (D)   | 4         | (D)   | 15        | 89     | -         | -     |
| George .....                               | 23        | 411   | 5         | 46    | 45        | 619    | 9         | 139   |
| Greene .....                               | 17        | 294   | 2         | (D)   | 18        | 148    | 1         | (D)   |
| Grenada .....                              | 6         | (D)   | 1         | -     | (NA)      | (NA)   | (NA)      | (NA)  |
| Hancock .....                              | 8         | 56    | -         | -     | 7         | 55     | 1         | (D)   |
| Harrison .....                             | 11        | 38    | 1         | (D)   | 13        | 35     | -         | -     |
| Hinds .....                                | 25        | 181   | 4         | 23    | 36        | 204    | 7         | 61    |
| Itawamba .....                             | 7         | 67    | 2         | (D)   | 11        | 40     | 2         | (D)   |
| Jackson .....                              | 13        | 54    | -         | -     | 20        | 171    | 2         | (D)   |
| Jasper .....                               | 5         | 9     | 1         | (D)   | 20        | 173    | 2         | (D)   |
| Jefferson .....                            | 4         | 12    | -         | -     | 5         | 16     | -         | -     |
| Jefferson Davis .....                      | 15        | 447   | -         | -     | 40        | 753    | 1         | (D)   |
| Jones .....                                | 21        | 282   | -         | -     | 28        | 530    | -         | -     |
| Kemper .....                               | 8         | 47    | -         | -     | 32        | 149    | 1         | (D)   |
| Lafayette .....                            | 11        | 39    | -         | -     | 12        | 42     | -         | -     |
| Lamar .....                                | 17        | 190   | -         | -     | 38        | 348    | -         | -     |
| Lauderdale .....                           | 25        | 117   | 4         | 5     | 34        | 172    | 4         | 7     |
| Lawrence .....                             | 11        | 45    | 3         | 3     | 12        | 69     | -         | -     |
| Leake .....                                | 3         | 10    | -         | -     | 16        | 42     | 1         | (D)   |
| Lee .....                                  | 5         | 46    | -         | -     | 17        | 72     | 3         | (D)   |
| Lincoln .....                              | 4         | 10    | 3         | 10    | 7         | 17     | -         | -     |
| Lowndes .....                              | 12        | 232   | 3         | (D)   | 29        | 135    | 1         | (D)   |
| Madison .....                              | 10        | 134   | 3         | (D)   | 24        | 95     | 4         | 29    |
| Marion .....                               | 38        | 283   | 4         | 5     | 38        | 212    | 4         | (D)   |
| Marshall .....                             | 9         | 77    | -         | -     | 28        | 172    | 2         | (D)   |
| Monroe .....                               | 13        | 112   | 1         | (D)   | 25        | 96     | 1         | (D)   |
| Montgomery .....                           | 6         | 14    | -         | -     | 6         | 10     | 2         | (D)   |
| Neshoba .....                              | 9         | 25    | 1         | (D)   | 21        | 49     | 2         | (D)   |
| Newton .....                               | 8         | 37    | -         | -     | 23        | 76     | 2         | (D)   |
| Oktibbeha .....                            | 4         | 12    | -         | -     | 11        | 48     | 2         | (D)   |
| Panola .....                               | 3         | 17    | -         | -     | 13        | 77     | 3         | 12    |
| Pearl River .....                          | 24        | 287   | 3         | 8     | 41        | 264    | 8         | 20    |
| Perry .....                                | 6         | 250   | 2         | (D)   | 22        | 336    | 3         | (D)   |
| Pike .....                                 | 8         | 36    | 4         | 18    | 13        | 56     | -         | -     |
| Pontotoc .....                             | 6         | 16    | 1         | (D)   | 8         | 32     | -         | -     |
| Prentiss .....                             | 12        | 32    | -         | -     | 11        | 27     | -         | -     |
| Rankin .....                               | 10        | 23    | 2         | (D)   | 17        | 55     | -         | -     |
| Simpson .....                              | 26        | 208   | 3         | 7     | 56        | 1 126  | 3         | (D)   |
| Smith .....                                | 26        | 977   | 1         | (D)   | 44        | 1 111  | 2         | (D)   |
| Stone .....                                | 9         | 184   | -         | -     | 17        | 281    | -         | -     |
| Sunflower .....                            | 4         | (D)   | 1         | (D)   | (NA)      | (NA)   | (NA)      | (NA)  |
| Tate .....                                 | 14        | 91    | -         | -     | 15        | 142    | -         | -     |
| Tippah .....                               | 7         | 18    | -         | -     | 11        | 30     | -         | -     |
| Tishomingo .....                           | 7         | 18    | 2         | (D)   | 8         | 33     | -         | -     |
| Walthall .....                             | 12        | 94    | 1         | (D)   | 15        | 50     | -         | -     |
| Warren .....                               | 7         | 160   | -         | -     | 15        | 52     | 1         | (D)   |
| Washington .....                           | 7         | 179   | 1         | (D)   | 4         | 21     | -         | -     |
| Wayne .....                                | 26        | 264   | -         | -     | 13        | 103    | -         | -     |
| Webster .....                              | 5         | 11    | 1         | (D)   | 14        | 48     | -         | -     |
| Wilkinson .....                            | 5         | 14    | -         | -     | (NA)      | (NA)   | (NA)      | (NA)  |
| Winston .....                              | 11        | 26    | -         | -     | 33        | 85     | -         | -     |
| Yalobusha .....                            | 13        | 90    | -         | -     | 25        | 115    | -         | -     |
| Yazoo .....                                | 5         | 54    | 1         | (D)   | 10        | 69     | 1         | (D)   |
| All other counties .....                   | 18        | 134   | 2         | (D)   | (NA)      | (NA)   | (NA)      | (NA)  |
| <b>VEGETABLES HARVESTED (SEE TEXT)</b>     |           |       |           |       |           |        |           |       |
| <b>State Total</b>                         |           |       |           |       |           |        |           |       |
| Mississippi .....                          | 767       | 8 650 | 85        | 1 379 | 1 363     | 11 530 | 102       | 677   |



Table 27. **Vegetables, Sweet Corn, and Melons Harvested for Sale: 1987 and 1982—Con.**

[For meaning of abbreviations and symbols, see introductory text]

| Geographic area                             | 1987      |       |           |       | 1982      |       |           |       |
|---|-----------|-------|-----------|-------|-----------|-------|-----------|-------|
|   | Harvested |       | Irrigated |       | Harvested |       | Irrigated |       |
|   | Farms     | Acres | Farms     | Acres | Farms     | Acres | Farms     | Acres |
| <b>VEGETABLES HARVESTED (SEE TEXT)—Con.</b> |           |       |           |       |           |       |           |       |
| <b>Counties</b>                             |           |       |           |       |           |       |           |       |
| Aicorn .....                                | 10        | 15    | 2         | (D)   | 25        | 149   | -         | -     |
| Amite .....                                 | 16        | 66    | 6         | 15    | 20        | 57    | -         | -     |
| Attala .....                                | 11        | 45    | 1         | (D)   | 12        | 29    | -         | -     |
| Benton .....                                | 10        | 188   | -         | -     | 13        | 170   | 2         | (D)   |
| Calhoun .....                               | 9         | 47    | -         | -     | 5         | 18    | 1         | (D)   |
| Carroll .....                               | 5         | 10    | -         | -     | 13        | 63    | -         | (D)   |
| Choctaw .....                               | 6         | 38    | -         | -     | 10        | 79    | -         | -     |
| Claiborne .....                             | 5         | (D)   | 3         | (D)   | 15        | 47    | 5         | 12    |
| Clarke .....                                | 5         | 15    | -         | -     | 16        | 138   | 1         | (D)   |
| Clay .....                                  | 3         | (D)   | -         | -     | 7         | 35    | 1         | (D)   |
| Copiah .....                                | 18        | 545   | 2         | (D)   | 39        | 604   | 4         | 28    |
| Covington .....                             | 18        | 247   | -         | -     | 41        | 488   | -         | -     |
| De Soto .....                               | 18        | 83    | 4         | 4     | 37        | 313   | 6         | 56    |
| Forrest .....                               | 9         | (D)   | 4         | (D)   | 15        | 89    | -         | -     |
| George .....                                | 23        | 410   | 5         | 46    | 45        | 624   | 9         | 142   |
| Greene .....                                | 17        | 294   | 2         | (D)   | 18        | 147   | 1         | (D)   |
| Grenada .....                               | 6         | (D)   | 1         | (D)   | (NA)      | (NA)  | (NA)      | (NA)  |
| Hancock .....                               | 8         | 56    | -         | -     | 7         | 54    | 1         | (D)   |
| Harrison .....                              | 11        | 37    | 1         | (D)   | 13        | 34    | -         | -     |
| Hinds .....                                 | 25        | 180   | 4         | 23    | 36        | 205   | 7         | 61    |
| Itawamba .....                              | 7         | 67    | 2         | (D)   | 11        | 39    | 2         | (D)   |
| Jackson .....                               | 13        | 54    | -         | -     | 20        | 170   | 2         | (D)   |
| Jasper .....                                | 5         | 9     | 1         | (D)   | 20        | 175   | 2         | (D)   |
| Jefferson .....                             | 4         | 12    | -         | -     | 5         | 15    | -         | -     |
| Jefferson Davis .....                       | 15        | 447   | -         | -     | 40        | 751   | 1         | (D)   |
| Jones .....                                 | 21        | 282   | -         | -     | 28        | 533   | -         | -     |
| Kemper .....                                | 8         | 47    | -         | -     | 32        | 148   | 1         | (D)   |
| Lafayette .....                             | 11        | 40    | -         | -     | 12        | 42    | -         | -     |
| Lamar .....                                 | 17        | 190   | -         | -     | 38        | 347   | -         | -     |
| Lauderdale .....                            | 25        | 118   | 4         | 5     | 34        | 175   | 4         | 7     |
| Lawrence .....                              | 11        | 44    | 3         | 3     | 12        | 66    | -         | -     |
| Leake .....                                 | 3         | 10    | -         | -     | 16        | 41    | 1         | (D)   |
| Lee .....                                   | 5         | 46    | -         | -     | 17        | 73    | 3         | 2     |
| Lincoln .....                               | 4         | 10    | 3         | -     | 7         | 16    | -         | -     |
| Lowndes .....                               | 12        | 233   | 3         | (D)   | 29        | 134   | 1         | (D)   |
| Madison .....                               | 10        | 134   | 3         | (D)   | 24        | 111   | 4         | 32    |
| Marion .....                                | 38        | 309   | 4         | 5     | 38        | 222   | 4         | (D)   |
| Marshall .....                              | 9         | 77    | -         | -     | 28        | 194   | 2         | (D)   |
| Monroe .....                                | 13        | 112   | 1         | (D)   | 25        | 98    | 1         | (D)   |
| Montgomery .....                            | 6         | 14    | -         | -     | 8         | 11    | 2         | (D)   |
| Neshoba .....                               | 9         | 25    | 1         | (D)   | 21        | 48    | 2         | (D)   |
| Newton .....                                | 8         | 37    | -         | -     | 23        | 74    | 2         | (D)   |
| Oktibbeha .....                             | 4         | 11    | -         | -     | 11        | 47    | 2         | (D)   |
| Panola .....                                | 3         | 17    | -         | -     | 13        | 76    | 3         | 12    |
| Pearl River .....                           | 24        | 287   | 3         | 8     | 41        | 262   | 8         | 20    |
| Perry .....                                 | 6         | 250   | 2         | (D)   | 22        | 340   | 3         | (D)   |
| Pike .....                                  | 8         | 38    | 4         | 26    | 13        | 57    | -         | -     |
| Pontotoc .....                              | 6         | 16    | 1         | (D)   | 8         | 32    | -         | -     |
| Prentiss .....                              | 12        | 32    | -         | -     | 11        | 27    | -         | -     |
| Rankin .....                                | 10        | 27    | 2         | (D)   | 17        | 57    | -         | -     |
| Simpson .....                               | 26        | 207   | 3         | 7     | 56        | 1 130 | 3         | (D)   |
| Smith .....                                 | 28        | 1 003 | 1         | (D)   | 44        | 1 128 | 2         | (D)   |
| Stone .....                                 | 9         | 164   | -         | -     | 17        | 281   | -         | -     |
| Sunflower .....                             | 4         | (D)   | 1         | (D)   | (NA)      | (NA)  | (NA)      | (NA)  |
| Tate .....                                  | 14        | 92    | -         | -     | 15        | 146   | -         | -     |
| Tippah .....                                | 7         | 18    | -         | -     | 11        | 30    | -         | -     |
| Tishomingo .....                            | 7         | 18    | 2         | -     | 8         | 32    | -         | -     |
| Walthall .....                              | 12        | 94    | 1         | (D)   | 15        | 50    | -         | -     |
| Warren .....                                | 7         | 160   | -         | -     | 15        | 59    | 1         | (D)   |
| Washington .....                            | 7         | 179   | 1         | (D)   | 4         | 22    | -         | -     |
| Wayne .....                                 | 26        | 263   | -         | -     | 13        | 104   | -         | -     |
| Webster .....                               | 5         | 11    | 1         | (D)   | 14        | 48    | -         | -     |
| Wilkinson .....                             | 5         | 14    | -         | -     | (NA)      | (NA)  | (NA)      | (NA)  |
| Winston .....                               | 11        | 25    | -         | -     | 33        | 87    | -         | -     |
| Yaobusha .....                              | 13        | 89    | -         | -     | 25        | 120   | -         | -     |
| Yazoo .....                                 | 5         | 55    | 1         | (D)   | 10        | 69    | 1         | (D)   |
| All other counties .....                    | 18        | 135   | 2         | (D)   | (NA)      | (NA)  | (NA)      | (NA)  |
| <b>GREEN LIMA BEANS</b>                     |           |       |           |       |           |       |           |       |
| <b>State Total</b>                          |           |       |           |       |           |       |           |       |
| Mississippi .....                           | 93        | 184   | 7         | 37    | 233       | 282   | 14        | 23    |
| <b>SNAP BEANS</b>                           |           |       |           |       |           |       |           |       |
| <b>State Total</b>                          |           |       |           |       |           |       |           |       |
| Mississippi .....                           | 104       | 931   | 18        | 468   | 283       | 396   | 28        | 86    |
| <b>HEAD CABBAGE</b>                         |           |       |           |       |           |       |           |       |
| <b>State Total</b>                          |           |       |           |       |           |       |           |       |
| Mississippi .....                           | 32        | 105   | 6         | (D)   | 69        | 179   | 11        | 11    |

Table 27. **Vegetables, Sweet Corn, and Melons Harvested for Sale: 1987 and 1982—Con.**

[For meaning of abbreviations and symbols, see introductory text]

| Geographic area                              | 1987      |       |           |       | 1982      |       |           |       |
|--|-----------|-------|-----------|-------|-----------|-------|-----------|-------|
|  | Harvested |       | Irrigated |       | Harvested |       | Irrigated |       |
|  | Farms     | Acres | Farms     | Acres | Farms     | Acres | Farms     | Acres |
| <b>CANTALOUPS</b>                            |           |       |           |       |           |       |           |       |
| <b>State Total</b>                           |           |       |           |       |           |       |           |       |
| Mississippi .....                            | 63        | 152   | 10        | 51    | 110       | 150   | 8         | 13    |
| <b>COLLARDS</b>                              |           |       |           |       |           |       |           |       |
| <b>State Total</b>                           |           |       |           |       |           |       |           |       |
| Mississippi .....                            | 58        | 205   | 11        | 31    | 92        | 240   | 15        | 34    |
| <b>GREEN COWPEAS AND GREEN SOUTHERN PEAS</b> |           |       |           |       |           |       |           |       |
| <b>State Total</b>                           |           |       |           |       |           |       |           |       |
| Mississippi .....                            | 235       | 844   | 21        | 95    | 482       | 1 315 | 23        | 27    |
| <b>Counties</b>                              |           |       |           |       |           |       |           |       |
| Amite .....                                  | 6         | 15    | 2         | (D)   | 13        | 13    | -         | -     |
| Benton .....                                 | 3         | 4     | -         | -     | 3         | 3     | -         | -     |
| Clay .....                                   | 3         | (D)   | -         | -     | 3         | (D)   | 1         | (D)   |
| Copiah .....                                 | 8         | 96    | -         | -     | 20        | 177   | 1         | (D)   |
| De Soto .....                                | 5         | 29    | 1         | (D)   | 24        | 120   | 1         | (D)   |
| Forrest .....                                | 5         | (D)   | -         | -     | 5         | 6     | -         | -     |
| George .....                                 | 5         | 18    | -         | -     | 10        | 47    | 1         | (D)   |
| Greene .....                                 | 6         | 7     | -         | -     | (NA)      | (NA)  | (NA)      | (NA)  |
| Grenada .....                                | 5         | 11    | -         | -     | (NA)      | (NA)  | (NA)      | (NA)  |
| Harrison .....                               | 5         | 8     | -         | -     | 5         | 3     | -         | -     |
| Hinds .....                                  | 12        | 23    | 1         | (D)   | 16        | 30    | -         | -     |
| Jasper .....                                 | 3         | 4     | -         | -     | 11        | 17    | 1         | (D)   |
| Jefferson .....                              | 4         | 8     | -         | -     | (NA)      | (NA)  | (NA)      | (NA)  |
| Jefferson Davis .....                        | 3         | 6     | -         | -     | 4         | 6     | -         | -     |
| Jones .....                                  | 6         | 25    | -         | -     | 13        | 23    | -         | -     |
| Kemper .....                                 | 3         | (D)   | -         | -     | 9         | 23    | 1         | (D)   |
| Lamar .....                                  | 4         | (D)   | -         | -     | 8         | 19    | -         | -     |
| Lauderdale .....                             | 13        | 27    | 1         | (D)   | 18        | 34    | 1         | (D)   |
| Lawrence .....                               | 4         | 4     | 1         | (D)   | 7         | 11    | -         | -     |
| Leake .....                                  | 3         | 7     | -         | -     | 9         | 17    | 1         | (D)   |
| Lowndes .....                                | 4         | 2     | 1         | (D)   | 20        | 31    | -         | -     |
| Madison .....                                | 5         | 4     | 2         | (D)   | 7         | 16    | 1         | (D)   |
| Marion .....                                 | 9         | 8     | 2         | (D)   | 8         | 14    | 1         | (D)   |
| Marshall .....                               | 3         | (D)   | -         | -     | 16        | 32    | 1         | (D)   |
| Monroe .....                                 | 7         | 21    | 1         | (D)   | 7         | 11    | -         | -     |
| Neshoba .....                                | 4         | 9     | -         | -     | 6         | 9     | -         | -     |
| Newton .....                                 | 3         | 8     | -         | -     | 12        | 31    | -         | -     |
| Pearl River .....                            | 7         | 12    | 1         | (D)   | 11        | 10    | 3         | 2     |
| Pike .....                                   | 3         | 1     | 1         | (D)   | (NA)      | (NA)  | (NA)      | (NA)  |
| Rankin .....                                 | 4         | 5     | 1         | (D)   | 8         | 13    | -         | -     |
| Simpson .....                                | 5         | 8     | 1         | (D)   | 21        | 73    | 1         | (D)   |
| Smith .....                                  | 14        | 139   | -         | -     | 11        | 46    | -         | -     |
| Stone .....                                  | 3         | (D)   | -         | -     | 3         | 20    | -         | -     |
| Tate .....                                   | 6         | 51    | -         | -     | 7         | (D)   | -         | -     |
| Warren .....                                 | 4         | 18    | -         | -     | 10        | 20    | -         | -     |
| Webster .....                                | 3         | (D)   | -         | -     | 4         | 4     | -         | -     |
| Winston .....                                | 5         | 5     | -         | -     | 15        | 23    | -         | -     |
| Yalobusha .....                              | 3         | 5     | -         | -     | 4         | 3     | -         | -     |
| Yazoo .....                                  | 3         | 19    | -         | -     | 4         | 19    | 1         | (D)   |
| All other counties .....                     | 34        | 142   | 5         | 80    | (NA)      | (NA)  | (NA)      | (NA)  |
| <b>CUCUMBERS AND PICKLES</b>                 |           |       |           |       |           |       |           |       |
| <b>State Total</b>                           |           |       |           |       |           |       |           |       |
| Mississippi .....                            | 65        | 131   | 7         | 5     | 131       | 182   | 16        | 17    |
| <b>Counties</b>                              |           |       |           |       |           |       |           |       |
| De Soto .....                                | 6         | 1     | 1         | (D)   | (NA)      | (NA)  | (NA)      | (NA)  |
| Forrest .....                                | 3         | (2)   | 1         | (D)   | (NA)      | (NA)  | (NA)      | (NA)  |
| Harrison .....                               | 5         | 1     | -         | -     | 3         | 2     | -         | -     |
| Lauderdale .....                             | 4         | 5     | -         | -     | (NA)      | (NA)  | (NA)      | (NA)  |
| Marion .....                                 | 10        | 43    | -         | -     | 8         | 15    | -         | -     |
| Neshoba .....                                | 4         | 5     | -         | -     | 3         | 2     | 2         | (D)   |
| Walthall .....                               | 4         | (D)   | -         | -     | (NA)      | (NA)  | (NA)      | (NA)  |
| All other counties .....                     | 29        | (D)   | 5         | (D)   | (NA)      | (NA)  | (NA)      | (NA)  |
| <b>EGGPLANT</b>                              |           |       |           |       |           |       |           |       |
| <b>State Total</b>                           |           |       |           |       |           |       |           |       |
| Mississippi .....                            | 14        | 5     | 6         | 2     | 15        | 6     | 4         | 2     |
| <b>GARLIC</b>                                |           |       |           |       |           |       |           |       |
| <b>State Total</b>                           |           |       |           |       |           |       |           |       |
| Mississippi .....                            | 5         | 5     | 1         | (D)   | (NA)      | (NA)  | (NA)      | (NA)  |

Table 27. **Vegetables, Sweet Corn, and Melons Harvested for Sale: 1987 and 1982—Con.**

[For meaning of abbreviations and symbols, see introductory text]

| Geographic area                            | 1987      |       |           |       | 1982      |       |           |       |
|--|-----------|-------|-----------|-------|-----------|-------|-----------|-------|
|  | Harvested |       | Irrigated |       | Harvested |       | Irrigated |       |
|  | Farms     | Acres | Farms     | Acres | Farms     | Acres | Farms     | Acres |
| <b>MUSTARD GREENS</b>                      |           |       |           |       |           |       |           |       |
| <b>State Total</b>                         |           |       |           |       |           |       |           |       |
| Mississippi .....                          | 75        | 330   | 12        | 94    | 124       | 373   | 22        | 81    |
| <b>Counties</b>                            |           |       |           |       |           |       |           |       |
| Copiah .....                               | 6         | 120   | -         | -     | 8         | 19    | -         | -     |
| De Soto .....                              | 4         | 6     | -         | -     | 3         | 39    | 2         | (D)   |
| Forrest .....                              | 4         | (D)   | -         | -     | (NA)      | (NA)  | (NA)      | (NA)  |
| Itawamba .....                             | 3         | 37    | 2         | (D)   | 3         | 15    | 2         | (D)   |
| Lowndes .....                              | 3         | (D)   | 1         | (D)   | (NA)      | (NA)  | (NA)      | (NA)  |
| Walthall .....                             | 3         | (D)   | -         | -     | (NA)      | (NA)  | (NA)      | (NA)  |
| Washington .....                           | 4         | (D)   | 1         | (D)   | 4         | (D)   | -         | -     |
| Wayne .....                                | 3         | 1     | -         | -     | (NA)      | (NA)  | (NA)      | (NA)  |
| All other counties .....                   | 45        | 95    | 8         | 23    | (NA)      | (NA)  | (NA)      | (NA)  |
| <b>DRY ONIONS</b>                          |           |       |           |       |           |       |           |       |
| <b>State Total</b>                         |           |       |           |       |           |       |           |       |
| Mississippi .....                          | 10        | 4     | 1         | (D)   | 11        | 5     | 3         | (Z)   |
| <b>GREEN ONIONS</b>                        |           |       |           |       |           |       |           |       |
| <b>State Total</b>                         |           |       |           |       |           |       |           |       |
| Mississippi .....                          | 14        | 24    | 2         | (D)   | 23        | 27    | 3         | 1     |
| <b>OKRA</b>                                |           |       |           |       |           |       |           |       |
| <b>State Total</b>                         |           |       |           |       |           |       |           |       |
| Mississippi .....                          | 99        | 100   | 16        | 6     | 215       | 143   | 14        | 8     |
| <b>Counties</b>                            |           |       |           |       |           |       |           |       |
| Attala .....                               | 3         | 9     | -         | -     | (NA)      | (NA)  | (NA)      | (NA)  |
| Copiah .....                               | 4         | 2     | -         | (D)   | 6         | 2     | -         | -     |
| De Soto .....                              | 6         | 1     | 2         | (D)   | 4         | 1     | -         | -     |
| Forrest .....                              | 4         | (D)   | -         | -     | (NA)      | (NA)  | (NA)      | (NA)  |
| George .....                               | 4         | 3     | 1         | (D)   | 11        | 13    | 3         | (Z)   |
| Harrison .....                             | 5         | 3     | -         | -     | 5         | 2     | -         | -     |
| Hinds .....                                | 7         | 5     | 2         | (D)   | 10        | 5     | -         | -     |
| Jackson .....                              | 3         | 2     | -         | -     | 3         | (D)   | -         | -     |
| Lauderdale .....                           | 5         | 2     | 2         | (D)   | 6         | 2     | 1         | (D)   |
| Lowndes .....                              | 3         | (D)   | -         | -     | 7         | 6     | -         | -     |
| Marion .....                               | 7         | 3     | 2         | (D)   | 4         | 7     | 1         | (D)   |
| Monroe .....                               | 3         | (D)   | -         | -     | 4         | 1     | -         | -     |
| Pearl River .....                          | 3         | 3     | 1         | (D)   | 5         | 3     | 1         | (D)   |
| Smith .....                                | 3         | (D)   | -         | -     | 4         | 5     | -         | -     |
| Wayne .....                                | 4         | 4     | -         | -     | (NA)      | (NA)  | (NA)      | (NA)  |
| All other counties .....                   | 35        | 40    | 4         | 2     | (NA)      | (NA)  | (NA)      | (NA)  |
| <b>GREEN PEAS, EXCLUDING GREEN COWPEAS</b> |           |       |           |       |           |       |           |       |
| <b>State Total</b>                         |           |       |           |       |           |       |           |       |
| Mississippi .....                          | 89        | 194   | 6         | 6     | 200       | 409   | 9         | 12    |
| <b>Counties</b>                            |           |       |           |       |           |       |           |       |
| Alcorn .....                               | 3         | 2     | -         | -     | 3         | (D)   | -         | -     |
| Amite .....                                | 3         | 1     | 1         | (D)   | (NA)      | (NA)  | (NA)      | (NA)  |
| Covington .....                            | 4         | 8     | -         | -     | 6         | 19    | -         | -     |
| George .....                               | 6         | 42    | 1         | (D)   | 8         | 35    | -         | -     |
| Hinds .....                                | 4         | 9     | -         | -     | 10        | 14    | 1         | (D)   |
| Itawamba .....                             | 3         | 5     | -         | -     | 3         | (D)   | -         | -     |
| Lauderdale .....                           | 4         | 13    | -         | -     | 8         | 7     | -         | -     |
| Lowndes .....                              | 3         | 3     | -         | -     | 4         | 14    | -         | -     |
| Newton .....                               | 3         | 4     | -         | -     | 3         | (D)   | 1         | (D)   |
| Pearl River .....                          | 4         | 3     | -         | -     | (NA)      | (NA)  | (NA)      | (NA)  |
| Simpson .....                              | 9         | 31    | 2         | (D)   | 11        | 28    | 1         | (D)   |
| Wayne .....                                | 3         | 8     | -         | -     | (NA)      | (NA)  | (NA)      | (NA)  |
| Winston .....                              | 3         | 5     | -         | -     | 6         | 5     | -         | -     |
| All other counties .....                   | 37        | 62    | 2         | (D)   | (NA)      | (NA)  | (NA)      | (NA)  |

Table 27. **Vegetables, Sweet Corn, and Melons Harvested for Sale: 1987 and 1982—Con.**

[For meaning of abbreviations and symbols, see introductory text]

| Geographic area          | 1987      |       |           |       | 1982      |       |           |       |
|--------------------------|-----------|-------|-----------|-------|-----------|-------|-----------|-------|
|                          | Harvested |       | Irrigated |       | Harvested |       | Irrigated |       |
|                          | Farms     | Acres | Farms     | Acres | Farms     | Acres | Farms     | Acres |
| <b>HOT PEPPERS</b>       |           |       |           |       |           |       |           |       |
| <b>State Total</b>       |           |       |           |       |           |       |           |       |
| Mississippi .....        | 39        | 98    | 5         | 2     | 43        | 48    | 1         | (D)   |
| <b>Counties</b>          |           |       |           |       |           |       |           |       |
| Amite .....              | 4         | 4     | -         | -     | 9         | 11    | -         | -     |
| Harrison .....           | 3         | (Z)   | -         | -     | (NA)      | (NA)  | (NA)      | (NA)  |
| Lamar .....              | 3         | 3     | -         | -     | (NA)      | (NA)  | (NA)      | (NA)  |
| Marion .....             | 10        | 53    | -         | -     | (NA)      | (NA)  | (NA)      | (NA)  |
| Rankin .....             | 3         | 5     | -         | -     | (NA)      | (NA)  | (NA)      | (NA)  |
| Walthall .....           | 4         | 17    | -         | -     | 6         | 4     | -         | -     |
| All other counties ..... | 12        | 16    | 5         | 2     | (NA)      | (NA)  | (NA)      | (NA)  |
| <b>SWEET PEPPERS</b>     |           |       |           |       |           |       |           |       |
| <b>State Total</b>       |           |       |           |       |           |       |           |       |
| Mississippi .....        | 37        | 65    | 6         | (D)   | 48        | 104   | 8         | 7     |
| <b>PIMIENTOS</b>         |           |       |           |       |           |       |           |       |
| <b>State Total</b>       |           |       |           |       |           |       |           |       |
| Mississippi .....        | 4         | 6     | -         | -     | 34        | 140   | 3         | (D)   |
| <b>PUMPKINS</b>          |           |       |           |       |           |       |           |       |
| <b>State Total</b>       |           |       |           |       |           |       |           |       |
| Mississippi .....        | 18        | 261   | 1         | (D)   | 14        | 82    | -         | -     |
| <b>SPINACH</b>           |           |       |           |       |           |       |           |       |
| <b>State Total</b>       |           |       |           |       |           |       |           |       |
| Mississippi .....        | 5         | 19    | 2         | (D)   | 9         | 33    | 2         | (D)   |
| <b>SQUASH</b>            |           |       |           |       |           |       |           |       |
| <b>State Total</b>       |           |       |           |       |           |       |           |       |
| Mississippi .....        | 52        | 143   | 9         | 4     | 90        | 102   | 8         | 20    |
| <b>SWEET CORN</b>        |           |       |           |       |           |       |           |       |
| <b>State Total</b>       |           |       |           |       |           |       |           |       |
| Mississippi .....        | 196       | 578   | 14        | 154   | 350       | 850   | 28        | 75    |
| <b>Counties</b>          |           |       |           |       |           |       |           |       |
| Alcorn .....             | 4         | 4     | -         | -     | 3         | (D)   | -         | -     |
| Amite .....              | 5         | 24    | 1         | (D)   | (NA)      | (NA)  | (NA)      | (NA)  |
| Copiah .....             | 5         | 20    | -         | -     | 9         | 23    | 3         | 5     |
| Covington .....          | 5         | 10    | -         | -     | (NA)      | (NA)  | (NA)      | (NA)  |
| De Soto .....            | 5         | 4     | 1         | (D)   | 9         | 17    | 1         | (D)   |
| Forrest .....            | 4         | (D)   | -         | -     | 3         | (D)   | -         | -     |
| George .....             | 5         | 19    | -         | -     | 16        | 84    | 2         | (D)   |
| Greene .....             | 4         | 13    | -         | -     | 3         | (D)   | -         | -     |
| Harrison .....           | 5         | 11    | -         | -     | 4         | 3     | -         | -     |
| Hinds .....              | 10        | 37    | -         | -     | 8         | 42    | 3         | 12    |
| Jackson .....            | 8         | 11    | -         | -     | 6         | 16    | 1         | (D)   |
| Jones .....              | 4         | 6     | -         | -     | 8         | 11    | -         | -     |
| Lamar .....              | 3         | 3     | -         | -     | 5         | 11    | -         | -     |
| Lauderdale .....         | 6         | 15    | 2         | (D)   | 14        | 38    | -         | -     |
| Lawrence .....           | 4         | 5     | -         | -     | 6         | 7     | -         | -     |
| Madison .....            | 3         | (D)   | -         | -     | 5         | 9     | -         | -     |
| Marion .....             | 9         | 10    | 2         | (D)   | 9         | 21    | 1         | (D)   |
| Newton .....             | 4         | 14    | -         | -     | 8         | 6     | 1         | (D)   |
| Oktibbeha .....          | 3         | (D)   | -         | -     | 3         | 19    | -         | -     |
| Pearl River .....        | 7         | 8     | 2         | (D)   | 11        | 12    | 4         | 2     |
| Perry .....              | 4         | (D)   | 2         | (D)   | 5         | (D)   | 1         | (D)   |
| Prentiss .....           | 4         | 4     | -         | -     | (NA)      | (NA)  | (NA)      | (NA)  |
| Rankin .....             | 5         | 12    | -         | -     | 8         | 23    | -         | -     |
| Simpson .....            | 3         | 3     | -         | -     | 12        | 33    | 1         | (D)   |
| Smith .....              | 5         | 19    | -         | -     | 13        | 105   | 1         | (D)   |
| Sunflower .....          | 3         | (D)   | 1         | (D)   | (NA)      | (NA)  | (NA)      | (NA)  |
| Tippah .....             | 3         | (D)   | -         | -     | (NA)      | (NA)  | (NA)      | (NA)  |
| Tishomingo .....         | 3         | (D)   | -         | -     | (NA)      | (NA)  | (NA)      | (NA)  |
| Walthall .....           | 3         | 3     | -         | -     | 4         | 4     | -         | -     |
| Warren .....             | 6         | 45    | -         | -     | 3         | (D)   | -         | -     |
| Winston .....            | 3         | (D)   | -         | -     | 12        | 18    | -         | -     |
| All other counties ..... | 51        | 87    | 3         | 3     | (NA)      | (NA)  | (NA)      | (NA)  |

Table 27. **Vegetables, Sweet Corn, and Melons Harvested for Sale: 1987 and 1982—Con.**

[For meaning of abbreviations and symbols, see introductory text]

| Geographic area          | 1987      |       |           |       | 1982      |       |           |       |
|--------------------------|-----------|-------|-----------|-------|-----------|-------|-----------|-------|
|                          | Harvested |       | Irrigated |       | Harvested |       | Irrigated |       |
|                          | Farms     | Acres | Farms     | Acres | Farms     | Acres | Farms     | Acres |
| <b>TOMATOES</b>          |           |       |           |       |           |       |           |       |
| <b>State Total</b>       |           |       |           |       |           |       |           |       |
| Mississippi .....        | 117       | 131   | 25        | 43    | 222       | 218   | 36        | 53    |
| <b>Counties</b>          |           |       |           |       |           |       |           |       |
| Alcorn .....             | 4         | 5     | 2         | (D)   | 4         | (D)   | -         | -     |
| Copiah .....             | 3         | 3     | -         | -     | 11        | 59    | 2         | (D)   |
| De Soto .....            | 9         | 8     | 2         | (D)   | 9         | 21    | 2         | (D)   |
| Forrest .....            | 3         | (D)   | 3         | (D)   | (NA)      | (NA)  | (NA)      | (NA)  |
| Greene .....             | 4         | 1     | -         | -     | (NA)      | (NA)  | (NA)      | (NA)  |
| Harrison .....           | 4         | 1     | 1         | (D)   | 4         | 1     | -         | -     |
| Hinds .....              | 6         | 8     | -         | -     | 9         | 12    | 3         | (D)   |
| Itawamba .....           | 4         | 3     | 1         | (D)   | (NA)      | (NA)  | (NA)      | (NA)  |
| Jones .....              | 3         | (Z)   | -         | -     | 4         | 2     | -         | -     |
| Lauderdale .....         | 7         | 7     | 3         | 1     | 13        | 5     | 2         | (D)   |
| Lee .....                | 4         | 8     | -         | -     | (NA)      | (NA)  | (NA)      | (NA)  |
| Lowndes .....            | 3         | 1     | 1         | (D)   | 3         | 1     | -         | -     |
| Pearl River .....        | 4         | 1     | -         | -     | 10        | 11    | 5         | 5     |
| Pike .....               | 4         | 4     | 2         | (D)   | (NA)      | (NA)  | (NA)      | (NA)  |
| Simpson .....            | 6         | 11    | -         | -     | 6         | 8     | 2         | (D)   |
| Smith .....              | 5         | (D)   | 1         | (D)   | 6         | 15    | 1         | (D)   |
| Washington .....         | 3         | (D)   | -         | -     | (NA)      | (NA)  | (NA)      | (NA)  |
| All other counties ..... | 41        | 31    | 9         | 15    | (NA)      | (NA)  | (NA)      | (NA)  |
| <b>TURNIPS</b>           |           |       |           |       |           |       |           |       |
| <b>State Total</b>       |           |       |           |       |           |       |           |       |
| Mississippi .....        | 38        | 174   | 11        | 60    | 82        | 266   | 9         | 16    |
| <b>TURNIP GREENS</b>     |           |       |           |       |           |       |           |       |
| <b>State Total</b>       |           |       |           |       |           |       |           |       |
| Mississippi .....        | 53        | 288   | 4         | (D)   | 103       | 370   | 16        | 122   |
| <b>MIXED VEGETABLES</b>  |           |       |           |       |           |       |           |       |
| <b>State Total</b>       |           |       |           |       |           |       |           |       |
| Mississippi .....        | 18        | 46    | 1         | (D)   | 53        | 291   | 7         | 11    |
| <b>WATERMELONS</b>       |           |       |           |       |           |       |           |       |
| <b>State Total</b>       |           |       |           |       |           |       |           |       |
| Mississippi .....        | 346       | 3 471 | 20        | 194   | 642       | 5 234 | 22        | 31    |
| <b>Counties</b>          |           |       |           |       |           |       |           |       |
| Alcorn .....             | 4         | 4     | -         | -     | 6         | 7     | -         | -     |
| Amite .....              | 5         | 6     | 3         | (D)   | 8         | 8     | -         | -     |
| Attala .....             | 5         | 6     | 1         | (D)   | 7         | 16    | -         | -     |
| Benton .....             | 5         | (D)   | -         | -     | 6         | 14    | -         | -     |
| Calhoun .....            | 6         | 23    | -         | -     | 4         | (D)   | -         | -     |
| Carroll .....            | 5         | 7     | -         | -     | 6         | 26    | -         | -     |
| Choctaw .....            | 3         | (D)   | -         | -     | 5         | 5     | -         | -     |
| Clarke .....             | 3         | (D)   | -         | -     | 5         | 61    | -         | -     |
| Covington .....          | 15        | 106   | -         | -     | 34        | 423   | -         | -     |
| De Soto .....            | 7         | 8     | 2         | (D)   | 16        | 18    | 1         | (D)   |
| Forrest .....            | 3         | (D)   | -         | -     | 10        | 56    | -         | -     |
| George .....             | 12        | 157   | 4         | 10    | 21        | 186   | 2         | -     |
| Greene .....             | 10        | 186   | 1         | (D)   | 15        | 124   | 1         | (D)   |
| Hancock .....            | 3         | 39    | -         | -     | 4         | 27    | -         | -     |
| Hinds .....              | 6         | 13    | 1         | (D)   | 13        | 5     | 2         | (D)   |
| Itawamba .....           | 3         | 3     | -         | -     | (NA)      | (NA)  | (NA)      | (NA)  |
| Jackson .....            | 6         | 12    | -         | -     | 10        | 110   | -         | -     |
| Jackson Davis .....      | 12        | 437   | -         | -     | 25        | 540   | 1         | (D)   |
| Jefferson .....          | 8         | 104   | -         | -     | 12        | 186   | -         | -     |
| Jones .....              | 3         | (D)   | -         | -     | 13        | 58    | -         | -     |
| Kemper .....             | 3         | -     | -         | -     | -         | -     | -         | -     |
| Lafayette .....          | 9         | 27    | -         | -     | 6         | 13    | -         | -     |
| Lamar .....              | 6         | 140   | -         | -     | 23        | 280   | -         | -     |
| Lauderdale .....         | 10        | 12    | -         | -     | 16        | 34    | -         | -     |
| Lawrence .....           | 8         | 10    | -         | -     | 6         | 36    | -         | -     |
| Lee .....                | 3         | 3     | -         | -     | 6         | 17    | -         | -     |
| Madison .....            | 3         | (D)   | 1         | (D)   | 8         | 7     | -         | -     |
| Marion .....             | 12        | 142   | -         | -     | 17        | 110   | 1         | (D)   |
| Monroe .....             | 6         | 67    | -         | -     | 8         | 23    | -         | -     |
| Newton .....             | 3         | 8     | -         | -     | 8         | 13    | -         | -     |
| Pearl River .....        | 15        | 230   | 1         | (D)   | 26        | 157   | 2         | (D)   |

**Table 27. Vegetables, Sweet Corn, and Melons Harvested for Sale: 1987 and 1982—Con.**

[For meaning of abbreviations and symbols, see introductory text]

| Geographic area          | 1987      |       |           |       | 1982      |       |           |       |
|--------------------------|-----------|-------|-----------|-------|-----------|-------|-----------|-------|
|                          | Harvested |       | Irrigated |       | Harvested |       | Irrigated |       |
|                          | Farms     | Acres | Farms     | Acres | Farms     | Acres | Farms     | Acres |
| <b>WATERMELONS—Con.</b>  |           |       |           |       |           |       |           |       |
| <b>Counties—Con.</b>     |           |       |           |       |           |       |           |       |
| Pike .....               | 4         | 7     | -         | -     | 3         | (D)   | -         | -     |
| Pontotoc .....           | 4         | (D)   | 1         | (D)   | 7         | 27    | -         | -     |
| Prentiss .....           | 8         | 24    | -         | -     | 3         | 2     | -         | -     |
| Simpson .....            | 13        | 97    | 1         | (D)   | 38        | 795   | -         | -     |
| Smith .....              | 21        | 635   | -         | -     | 30        | 848   | -         | -     |
| Stone .....              | 6         | 111   | -         | -     | 9         | 225   | -         | -     |
| Tate .....               | 8         | 22    | -         | -     | 5         | 6     | -         | -     |
| Tippah .....             | 3         | 11    | -         | -     | 3         | (D)   | -         | -     |
| Tishomingo .....         | 3         | (D)   | -         | -     | 3         | (D)   | -         | -     |
| Walthall .....           | 3         | 4     | -         | -     | (NA)      | (NA)  | (NA)      | (NA)  |
| Washington .....         | 3         | (D)   | 1         | (D)   | (NA)      | (NA)  | (NA)      | (NA)  |
| Wayne .....              | 21        | 238   | -         | -     | 8         | 64    | -         | -     |
| Winston .....            | 6         | 3     | -         | -     | 11        | 17    | -         | -     |
| Yalobusha .....          | 12        | 75    | -         | -     | 19        | 54    | -         | -     |
| All other counties ..... | 32        | 162   | 3         | 33    | (NA)      | (NA)  | (NA)      | (NA)  |
| <b>OTHER VEGETABLES</b>  |           |       |           |       |           |       |           |       |
| <b>State Total</b>       |           |       |           |       |           |       |           |       |
| Mississippi .....        | 25        | 92    | 7         | 8     | 25        | 33    | 1         | (D)   |

**Table 28. Fruits and Nuts: 1987 and 1982**

[For meaning of abbreviations and symbols, see introductory text]

| Geographic area         | Total |        |                | Trees or vines not of bearing age |        | Trees or vines of bearing age |        | Harvested |        |
|-------------------------|-------|--------|----------------|-----------------------------------|--------|-------------------------------|--------|-----------|--------|
|                         | Farms | Acres  | Trees or vines | Farms                             | Number | Farms                         | Number | Farms     | Pounds |
| <b>LAND IN ORCHARDS</b> |       |        |                |                                   |        |                               |        |           |        |
| <b>State Total</b>      |       |        |                |                                   |        |                               |        |           |        |
| Mississippi .....       | 1 326 | 17 982 | (X)            | (X)                               | (X)    | (X)                           | (X)    | (X)       | (X)    |
| 1982 .....              | 1 548 | 18 413 | (X)            | (X)                               | (X)    | (X)                           | (X)    | (X)       | (X)    |
| <b>Counties, 1987</b>   |       |        |                |                                   |        |                               |        |           |        |
| Adams .....             | 9     | 85     | (X)            | (X)                               | (X)    | (X)                           | (X)    | (X)       | (X)    |
| Alcorn .....            | 10    | 104    | (X)            | (X)                               | (X)    | (X)                           | (X)    | (X)       | (X)    |
| Amite .....             | 16    | 64     | (X)            | (X)                               | (X)    | (X)                           | (X)    | (X)       | (X)    |
| Attala .....            | 16    | 149    | (X)            | (X)                               | (X)    | (X)                           | (X)    | (X)       | (X)    |
| Benton .....            | 3     | 5      | (X)            | (X)                               | (X)    | (X)                           | (X)    | (X)       | (X)    |
| Bolivar .....           | 26    | 1 106  | (X)            | (X)                               | (X)    | (X)                           | (X)    | (X)       | (X)    |
| Calhoun .....           | 8     | 92     | (X)            | (X)                               | (X)    | (X)                           | (X)    | (X)       | (X)    |
| Carroll .....           | 5     | 42     | (X)            | (X)                               | (X)    | (X)                           | (X)    | (X)       | (X)    |
| Chickasaw .....         | 4     | 19     | (X)            | (X)                               | (X)    | (X)                           | (X)    | (X)       | (X)    |
| Choctaw .....           | 3     | (D)    | (X)            | (X)                               | (X)    | (X)                           | (X)    | (X)       | (X)    |
| Claiborne .....         | 11    | 77     | (X)            | (X)                               | (X)    | (X)                           | (X)    | (X)       | (X)    |
| Clarke .....            | 14    | 116    | (X)            | (X)                               | (X)    | (X)                           | (X)    | (X)       | (X)    |
| Clay .....              | 17    | 280    | (X)            | (X)                               | (X)    | (X)                           | (X)    | (X)       | (X)    |
| Coahoma .....           | 32    | 2 726  | (X)            | (X)                               | (X)    | (X)                           | (X)    | (X)       | (X)    |
| Copiah .....            | 22    | 106    | (X)            | (X)                               | (X)    | (X)                           | (X)    | (X)       | (X)    |
| Covington .....         | 18    | 140    | (X)            | (X)                               | (X)    | (X)                           | (X)    | (X)       | (X)    |
| De Soto .....           | 13    | 54     | (X)            | (X)                               | (X)    | (X)                           | (X)    | (X)       | (X)    |
| Forrest .....           | 30    | 264    | (X)            | (X)                               | (X)    | (X)                           | (X)    | (X)       | (X)    |
| George .....            | 46    | 362    | (X)            | (X)                               | (X)    | (X)                           | (X)    | (X)       | (X)    |
| Greene .....            | 18    | 89     | (X)            | (X)                               | (X)    | (X)                           | (X)    | (X)       | (X)    |
| Grenada .....           | 6     | (D)    | (X)            | (X)                               | (X)    | (X)                           | (X)    | (X)       | (X)    |
| Hancock .....           | 27    | 300    | (X)            | (X)                               | (X)    | (X)                           | (X)    | (X)       | (X)    |
| Harrison .....          | 64    | 855    | (X)            | (X)                               | (X)    | (X)                           | (X)    | (X)       | (X)    |
| Hinds .....             | 53    | 993    | (X)            | (X)                               | (X)    | (X)                           | (X)    | (X)       | (X)    |
| Holmes .....            | 6     | 97     | (X)            | (X)                               | (X)    | (X)                           | (X)    | (X)       | (X)    |
| Humphreys .....         | 6     | 21     | (X)            | (X)                               | (X)    | (X)                           | (X)    | (X)       | (X)    |
| Itawamba .....          | 7     | 11     | (X)            | (X)                               | (X)    | (X)                           | (X)    | (X)       | (X)    |
| Jackson .....           | 31    | 219    | (X)            | (X)                               | (X)    | (X)                           | (X)    | (X)       | (X)    |
| Jasper .....            | 18    | 316    | (X)            | (X)                               | (X)    | (X)                           | (X)    | (X)       | (X)    |
| Jefferson .....         | 16    | 64     | (X)            | (X)                               | (X)    | (X)                           | (X)    | (X)       | (X)    |
| Jefferson Davis .....   | 5     | 13     | (X)            | (X)                               | (X)    | (X)                           | (X)    | (X)       | (X)    |
| Jones .....             | 51    | 322    | (X)            | (X)                               | (X)    | (X)                           | (X)    | (X)       | (X)    |
| Kemper .....            | 10    | 42     | (X)            | (X)                               | (X)    | (X)                           | (X)    | (X)       | (X)    |
| Lafayette .....         | 3     | (D)    | (X)            | (X)                               | (X)    | (X)                           | (X)    | (X)       | (X)    |
| Lamar .....             | 33    | 1 903  | (X)            | (X)                               | (X)    | (X)                           | (X)    | (X)       | (X)    |
| Lauderdale .....        | 25    | 299    | (X)            | (X)                               | (X)    | (X)                           | (X)    | (X)       | (X)    |
| Lawrence .....          | 7     | 22     | (X)            | (X)                               | (X)    | (X)                           | (X)    | (X)       | (X)    |
| Leake .....             | 17    | 60     | (X)            | (X)                               | (X)    | (X)                           | (X)    | (X)       | (X)    |
| Lee .....               | 14    | 68     | (X)            | (X)                               | (X)    | (X)                           | (X)    | (X)       | (X)    |
| Leflore .....           | 5     | 109    | (X)            | (X)                               | (X)    | (X)                           | (X)    | (X)       | (X)    |

**Table 28. Fruits and Nuts: 1987 and 1982—Con.**

[For meaning of abbreviations and symbols, see introductory text]

| Geographic area              | Total   |       |                | Trees or vines not of bearing age |        | Trees or vines of bearing age |        | Harvested |             |
|------------------------------|---------|-------|----------------|-----------------------------------|--------|-------------------------------|--------|-----------|-------------|
|                              | Farms   | Acres | Trees or vines | Farms                             | Number | Farms                         | Number | Farms     | Pounds      |
| <b>LAND IN ORCHARDS—Con.</b> |         |       |                |                                   |        |                               |        |           |             |
| <b>Counties, 1987—Con.</b>   |         |       |                |                                   |        |                               |        |           |             |
| Lincoln .....                | 8       | 43    | ⊗              | ⊗                                 | ⊗      | ⊗                             | ⊗      | ⊗         | ⊗           |
| Lowndes .....                | 15      | 131   | ⊗              | ⊗                                 | ⊗      | ⊗                             | ⊗      | ⊗         | ⊗           |
| Madison .....                | 8       | (D)   | ⊗              | ⊗                                 | ⊗      | ⊗                             | ⊗      | ⊗         | ⊗           |
| Marion .....                 | 15      | 182   | ⊗              | ⊗                                 | ⊗      | ⊗                             | ⊗      | ⊗         | ⊗           |
| Marshall .....               | 6       | 17    | ⊗              | ⊗                                 | ⊗      | ⊗                             | ⊗      | ⊗         | ⊗           |
| Monroe .....                 | 15      | 78    | ⊗              | ⊗                                 | ⊗      | ⊗                             | ⊗      | ⊗         | ⊗           |
| Montgomery .....             | 6       | 13    | ⊗              | ⊗                                 | ⊗      | ⊗                             | ⊗      | ⊗         | ⊗           |
| Neshoba .....                | 12      | 31    | ⊗              | ⊗                                 | ⊗      | ⊗                             | ⊗      | ⊗         | ⊗           |
| Newton .....                 | 11      | 47    | ⊗              | ⊗                                 | ⊗      | ⊗                             | ⊗      | ⊗         | ⊗           |
| Noxubee .....                | 18      | 145   | ⊗              | ⊗                                 | ⊗      | ⊗                             | ⊗      | ⊗         | ⊗           |
| Oktibbeha .....              | 20      | 156   | ⊗              | ⊗                                 | ⊗      | ⊗                             | ⊗      | ⊗         | ⊗           |
| Panola .....                 | 13      | 39    | ⊗              | ⊗                                 | ⊗      | ⊗                             | ⊗      | ⊗         | ⊗           |
| Pearl River .....            | 62      | 1 354 | ⊗              | ⊗                                 | ⊗      | ⊗                             | ⊗      | ⊗         | ⊗           |
| Perry .....                  | 13      | 74    | ⊗              | ⊗                                 | ⊗      | ⊗                             | ⊗      | ⊗         | ⊗           |
| Pike .....                   | 27      | 177   | ⊗              | ⊗                                 | ⊗      | ⊗                             | ⊗      | ⊗         | ⊗           |
| Pontotoc .....               | 12      | 87    | ⊗              | ⊗                                 | ⊗      | ⊗                             | ⊗      | ⊗         | ⊗           |
| Prentiss .....               | 5       | 25    | ⊗              | ⊗                                 | ⊗      | ⊗                             | ⊗      | ⊗         | ⊗           |
| Quitman .....                | 9       | 141   | ⊗              | ⊗                                 | ⊗      | ⊗                             | ⊗      | ⊗         | ⊗           |
| Rankin .....                 | 9       | 45    | ⊗              | ⊗                                 | ⊗      | ⊗                             | ⊗      | ⊗         | ⊗           |
| Scott .....                  | 17      | 70    | ⊗              | ⊗                                 | ⊗      | ⊗                             | ⊗      | ⊗         | ⊗           |
| Sharkey .....                | 5       | (D)   | ⊗              | ⊗                                 | ⊗      | ⊗                             | ⊗      | ⊗         | ⊗           |
| Simpson .....                | 15      | 63    | ⊗              | ⊗                                 | ⊗      | ⊗                             | ⊗      | ⊗         | ⊗           |
| Smith .....                  | 13      | 115   | ⊗              | ⊗                                 | ⊗      | ⊗                             | ⊗      | ⊗         | ⊗           |
| Stone .....                  | 49      | 364   | ⊗              | ⊗                                 | ⊗      | ⊗                             | ⊗      | ⊗         | ⊗           |
| Sunflower .....              | 21      | 247   | ⊗              | ⊗                                 | ⊗      | ⊗                             | ⊗      | ⊗         | ⊗           |
| Tallahatchie .....           | 12      | 478   | ⊗              | ⊗                                 | ⊗      | ⊗                             | ⊗      | ⊗         | ⊗           |
| Tate .....                   | 17      | 102   | ⊗              | ⊗                                 | ⊗      | ⊗                             | ⊗      | ⊗         | ⊗           |
| Tippah .....                 | 5       | 4     | ⊗              | ⊗                                 | ⊗      | ⊗                             | ⊗      | ⊗         | ⊗           |
| Tishomingo .....             | 5       | 15    | ⊗              | ⊗                                 | ⊗      | ⊗                             | ⊗      | ⊗         | ⊗           |
| Union .....                  | 8       | 15    | ⊗              | ⊗                                 | ⊗      | ⊗                             | ⊗      | ⊗         | ⊗           |
| Walthall .....               | 17      | 50    | ⊗              | ⊗                                 | ⊗      | ⊗                             | ⊗      | ⊗         | ⊗           |
| Warren .....                 | 6       | 31    | ⊗              | ⊗                                 | ⊗      | ⊗                             | ⊗      | ⊗         | ⊗           |
| Washington .....             | 27      | 706   | ⊗              | ⊗                                 | ⊗      | ⊗                             | ⊗      | ⊗         | ⊗           |
| Wayne .....                  | 26      | 134   | ⊗              | ⊗                                 | ⊗      | ⊗                             | ⊗      | ⊗         | ⊗           |
| Webster .....                | 8       | 33    | ⊗              | ⊗                                 | ⊗      | ⊗                             | ⊗      | ⊗         | ⊗           |
| Wilkinson .....              | 18      | 202   | ⊗              | ⊗                                 | ⊗      | ⊗                             | ⊗      | ⊗         | ⊗           |
| Winston .....                | 18      | 139   | ⊗              | ⊗                                 | ⊗      | ⊗                             | ⊗      | ⊗         | ⊗           |
| Yalobusha .....              | 13      | 83    | ⊗              | ⊗                                 | ⊗      | ⊗                             | ⊗      | ⊗         | ⊗           |
| Yazoo .....                  | 11      | 46    | ⊗              | ⊗                                 | ⊗      | ⊗                             | ⊗      | ⊗         | ⊗           |
| All other counties .....     | 6       | 252   | ⊗              | ⊗                                 | ⊗      | ⊗                             | ⊗      | ⊗         | ⊗           |
| <b>APPLES</b>                |         |       |                |                                   |        |                               |        |           |             |
| <b>State Total</b>           |         |       |                |                                   |        |                               |        |           |             |
| Mississippi .....            | 1987 .. | 293   | 322            | 21 914                            | 207    | 7 994                         | 213    | 13 920    | 99 (D)      |
| Mississippi .....            | 1982 .. | 413   | 295            | 15 540                            | 297    | 5 088                         | 272    | 10 452    | 123 117 755 |
| <b>Counties, 1987</b>        |         |       |                |                                   |        |                               |        |           |             |
| Alcorn .....                 | 5       | 21    | (D)            | 5                                 | ⊗      | 5                             | ⊗      | 3         | (D)         |
| Amite .....                  | 4       | 1     | 10             | 2                                 | ⊗      | 2                             | ⊗      | -         | ⊗           |
| Attala .....                 | 5       | 2     | 39             | 4                                 | ⊗      | 4                             | ⊗      | 1         | ⊗           |
| Benton .....                 | 3       | 3     | 30             | 1                                 | ⊗      | 3                             | ⊗      | 2         | ⊗           |
| Calhoun .....                | 4       | 2     | 68             | 4                                 | ⊗      | 3                             | ⊗      | 1         | ⊗           |
| Carroll .....                | 4       | 1     | 30             | 4                                 | ⊗      | 1                             | ⊗      | -         | ⊗           |
| Clarke .....                 | 3       | (D)   | 17             | 2                                 | ⊗      | 2                             | ⊗      | -         | ⊗           |
| Clay .....                   | 9       | 7     | 487            | 9                                 | ⊗      | 7                             | ⊗      | 2         | ⊗           |
| Copiah .....                 | 4       | 1     | (D)            | 2                                 | ⊗      | 4                             | ⊗      | 2         | ⊗           |
| Covington .....              | 4       | 1     | 45             | 3                                 | ⊗      | 3                             | ⊗      | 2         | ⊗           |
| De Soto .....                | 5       | 3     | 153            | 2                                 | ⊗      | 5                             | ⊗      | 3         | ⊗           |
| Forrest .....                | 5       | (D)   | (D)            | 4                                 | ⊗      | 4                             | ⊗      | 4         | ⊗           |
| George .....                 | 3       | (D)   | (D)            | 3                                 | ⊗      | 1                             | ⊗      | -         | ⊗           |
| Hancock .....                | 3       | (D)   | (D)            | 3                                 | ⊗      | 3                             | ⊗      | -         | ⊗           |
| Harrison .....               | 5       | 9     | (D)            | 4                                 | ⊗      | 3                             | ⊗      | 1         | ⊗           |
| Hinds .....                  | 13      | 13    | 654            | 11                                | ⊗      | 10                            | ⊗      | 5         | ⊗           |
| Holmes .....                 | 4       | (D)   | (D)            | 1                                 | ⊗      | 4                             | ⊗      | 1         | ⊗           |
| Jasper .....                 | 4       | 2     | 72             | 2                                 | ⊗      | 3                             | ⊗      | 2         | ⊗           |
| Jones .....                  | 6       | (D)   | (D)            | 2                                 | ⊗      | 5                             | ⊗      | 2         | ⊗           |
| Kemper .....                 | 3       | (Z)   | 20             | 1                                 | ⊗      | 2                             | ⊗      | 2         | ⊗           |
| Lamar .....                  | 5       | 2     | 85             | 3                                 | ⊗      | 4                             | ⊗      | 2         | ⊗           |
| Lauderdale .....             | 5       | 4     | 55             | 5                                 | ⊗      | 1                             | ⊗      | -         | ⊗           |
| Lawrence .....               | 3       | (D)   | (D)            | 3                                 | ⊗      | 1                             | ⊗      | -         | ⊗           |
| Leake .....                  | 6       | 1     | 60             | 4                                 | ⊗      | 6                             | ⊗      | 2         | ⊗           |
| Lee .....                    | 8       | 5     | 248            | 4                                 | ⊗      | 6                             | ⊗      | 3         | ⊗           |
| Lincoln .....                | 3       | 1     | 17             | 3                                 | ⊗      | 2                             | ⊗      | -         | ⊗           |
| Lowndes .....                | 8       | 3     | 155            | 7                                 | ⊗      | 8                             | ⊗      | 6         | ⊗           |
| Marion .....                 | 3       | (D)   | 18             | 3                                 | ⊗      | 3                             | ⊗      | 2         | ⊗           |
| Marshall .....               | 3       | (D)   | (D)            | 3                                 | ⊗      | 2                             | ⊗      | 1         | ⊗           |
| Monroe .....                 | 8       | 2     | 141            | 3                                 | ⊗      | 5                             | ⊗      | 2         | ⊗           |
| Neshoba .....                | 3       | (D)   | (D)            | 3                                 | ⊗      | 2                             | ⊗      | 2         | ⊗           |
| Newton .....                 | 6       | 2     | 112            | 5                                 | ⊗      | 6                             | ⊗      | 2         | ⊗           |
| Noxubee .....                | 4       | 6     | (D)            | 2                                 | ⊗      | 3                             | ⊗      | 3         | ⊗           |
| Oktibbeha .....              | 5       | 4     | 189            | 3                                 | ⊗      | 4                             | ⊗      | 2         | ⊗           |
| Panola .....                 | 8       | (D)   | 344            | 3                                 | ⊗      | 5                             | ⊗      | 5         | ⊗           |
| Pearl River .....            | 11      | 6     | 258            | 10                                | ⊗      | 6                             | ⊗      | 2         | ⊗           |
| Pike .....                   | 7       | 5     | 608            | 7                                 | ⊗      | 3                             | ⊗      | 1         | ⊗           |
| Pontotoc .....               | 5       | (D)   | (D)            | 3                                 | ⊗      | 3                             | ⊗      | 1         | ⊗           |
| Rankin .....                 | 4       | 3     | (D)            | 2                                 | ⊗      | 3                             | ⊗      | 3         | ⊗           |
| Scott .....                  | 3       | (D)   | 19             | 3                                 | ⊗      | 1                             | ⊗      | -         | ⊗           |

Table 28. Fruits and Nuts: 1987 and 1982—Con.

[For meaning of abbreviations and symbols, see introductory text]

| Geographic area                         | Total  |       |                | Trees or vines not of bearing age |        | Trees or vines of bearing age |        | Harvested |        |         |
|---|--------|-------|----------------|-----------------------------------|--------|-------------------------------|--------|-----------|--------|---------|
|   | Farms  | Acres | Trees or vines | Farms                             | Number | Farms                         | Number | Farms     | Pounds |         |
| <b>APPLES—Con.</b>                      |        |       |                |                                   |        |                               |        |           |        |         |
| <b>Counties, 1987—Con.</b>              |        |       |                |                                   |        |                               |        |           |        |         |
| Simpson .....                           | 5      | (D)   | (D)            | 3                                 | (D)    | 2                             | (D)    | -         | -      |         |
| Stone .....                             | 4      | (D)   | (D)            | 3                                 | (D)    | 3                             | (D)    | 2         | (D)    |         |
| Tallahatchie .....                      | 3      | 1     | 16             | 1                                 | -      | 3                             | 16     | 1         | (D)    |         |
| Tate .....                              | 8      | 4     | 119            | 6                                 | 66     | 5                             | 51     | 2         | (D)    |         |
| Union .....                             | 3      | 1     | 25             | 2                                 | (D)    | 2                             | (D)    | 2         | (D)    |         |
| Walthall .....                          | 8      | 2     | 66             | 2                                 | (D)    | 6                             | (D)    | 4         | 130    |         |
| Wayne .....                             | 6      | 1     | 53             | 2                                 | (D)    | 5                             | (D)    | 1         | (D)    |         |
| Webster .....                           | 6      | 6     | (D)            | 6                                 | 80     | 5                             | (D)    | 2         | (D)    |         |
| Wilkinson .....                         | 3      | 4     | (D)            | 2                                 | (D)    | 3                             | (D)    | 1         | (D)    |         |
| Yalobusha .....                         | 9      | 10    | 441            | 5                                 | (D)    | 9                             | (D)    | 4         | (D)    |         |
| Yazoo .....                             | 4      | 1     | 21             | 2                                 | (D)    | 3                             | (D)    | 2         | (D)    |         |
| All other counties .....                | 30     | 19    | 1 095          | 26                                | 323    | 20                            | 772    | 9         | 49 315 |         |
| <b>GRAPES (SEE TEXT) (FRESH WEIGHT)</b> |        |       |                |                                   |        |                               |        |           |        |         |
| <b>State Total</b>                      |        |       |                |                                   |        |                               |        |           |        |         |
| Mississippi .....                       | 1987.. | 297   | 544            | 137 916                           | 212    | 70 705                        | 246    | 67 211    | 126    | 315 181 |
|   | 1982.. | 211   | 239            | 78 569                            | 177    | 27 171                        | 169    | 51 398    | 96     | 402 006 |
| <b>Counties, 1987</b>                   |        |       |                |                                   |        |                               |        |           |        |         |
| Alcorn .....                            | 4      | 4     | 850            | 4                                 | (D)    | 3                             | (D)    | -         | -      |         |
| Amite .....                             | 8      | 8     | 3 821          | 4                                 | 470    | 7                             | 3 351  | 3         | (D)    |         |
| Attala .....                            | 7      | 10    | 3 071          | 6                                 | (D)    | 7                             | (D)    | 3         | (D)    |         |
| Claiborne .....                         | 6      | 11    | 2 750          | 2                                 | (D)    | 6                             | (D)    | 2         | (D)    |         |
| Clarke .....                            | 3      | (D)   | (D)            | 2                                 | (D)    | 3                             | (D)    | 3         | (D)    |         |
| Clay .....                              | 7      | 3     | 1 168          | 7                                 | 130    | 6                             | 1 038  | 1         | (D)    |         |
| Copiah .....                            | 4      | (D)   | (D)            | 1                                 | (D)    | 3                             | (D)    | 1         | (D)    |         |
| Covington .....                         | 6      | 6     | 2 807          | 6                                 | 283    | 6                             | 2 524  | 4         | (D)    |         |
| Forrest .....                           | 8      | 3     | (D)            | 3                                 | (D)    | 7                             | (D)    | 6         | 567    |         |
| George .....                            | 8      | 6     | 1 250          | 2                                 | (D)    | 7                             | (D)    | 2         | (D)    |         |
| Greene .....                            | 4      | 5     | (D)            | 2                                 | (D)    | 2                             | (D)    | -         | -      |         |
| Harrison .....                          | 5      | 2     | 634            | 3                                 | (D)    | 4                             | (D)    | 2         | (D)    |         |
| Hinds .....                             | 13     | 6     | 1 819          | 9                                 | 283    | 9                             | 1 536  | 4         | (D)    |         |
| Itawamba .....                          | 4      | 3     | 490            | 4                                 | (D)    | 2                             | (D)    | 1         | (D)    |         |
| Jasper .....                            | 6      | (D)   | (D)            | 6                                 | (D)    | 4                             | 774    | 1         | (D)    |         |
| Jefferson .....                         | 3      | 2     | 250            | 2                                 | (D)    | 1                             | (D)    | 1         | (D)    |         |
| Jones .....                             | 10     | 17    | 6 025          | 8                                 | 1 293  | 10                            | 4 732  | 7         | 16 295 |         |
| Lamar .....                             | 5      | 2     | 570            | 3                                 | (D)    | 5                             | (D)    | -         | -      |         |
| Lauderdale .....                        | 7      | 16    | 7 265          | 7                                 | 5 040  | 4                             | 2 225  | 3         | (D)    |         |
| Leake .....                             | 5      | 2     | 280            | 3                                 | (D)    | 5                             | (D)    | 5         | 2 421  |         |
| Lee .....                               | 8      | 15    | 4 045          | 6                                 | (D)    | 7                             | (D)    | 3         | 150    |         |
| Lincoln .....                           | 3      | (D)   | (D)            | 2                                 | (D)    | 2                             | (D)    | 1         | (D)    |         |
| Madison .....                           | 4      | 8     | 2 135          | 2                                 | (D)    | 3                             | (D)    | 2         | (D)    |         |
| Marion .....                            | 5      | 10    | 3 508          | 2                                 | (D)    | 3                             | (D)    | 3         | (D)    |         |
| Monroe .....                            | 4      | 1     | (D)            | 4                                 | 124    | 2                             | (D)    | 2         | (D)    |         |
| Neshoba .....                           | 4      | 2     | (D)            | 3                                 | (D)    | 3                             | (D)    | 2         | (D)    |         |
| Newton .....                            | 7      | 3     | 483            | 5                                 | 121    | 6                             | 362    | 3         | (D)    |         |
| Noxubee .....                           | 4      | (D)   | 870            | 3                                 | 50     | 4                             | 820    | 4         | 7 550  |         |
| Oktibbeha .....                         | 4      | 1     | 565            | 4                                 | 80     | 4                             | 505    | 1         | (D)    |         |
| Panola .....                            | 3      | 9     | 1 900          | 3                                 | (D)    | 2                             | (D)    | -         | -      |         |
| Pearl River .....                       | 10     | 5     | 1 578          | 5                                 | 260    | 9                             | 1 316  | 6         | 10 435 |         |
| Pike .....                              | 5      | (D)   | 2 287          | 3                                 | (D)    | 3                             | (D)    | 1         | (D)    |         |
| Rankin .....                            | 3      | (D)   | (D)            | 1                                 | (D)    | 3                             | (D)    | 3         | (D)    |         |
| Scott .....                             | 6      | 23    | 4 668          | 4                                 | (D)    | 5                             | (D)    | 3         | 12 400 |         |
| Smith .....                             | 3      | (D)   | 62             | 1                                 | (D)    | 3                             | (D)    | 2         | (D)    |         |
| Stone .....                             | 4      | 4     | (D)            | 2                                 | (D)    | 4                             | (D)    | 3         | 210    |         |
| Sunflower .....                         | 3      | (D)   | (D)            | 3                                 | (D)    | 3                             | (D)    | 2         | (D)    |         |
| Tate .....                              | 7      | 2     | 317            | 5                                 | 97     | 6                             | 220    | 5         | 280    |         |
| Tippah .....                            | 3      | (D)   | 250            | 3                                 | 25     | 3                             | 225    | -         | -      |         |
| Union .....                             | 5      | 3     | 675            | 4                                 | (D)    | 3                             | (D)    | 1         | (D)    |         |
| Walthall .....                          | 8      | 1     | 304            | 4                                 | 22     | 6                             | 282    | 1         | (D)    |         |
| Washington .....                        | 3      | (D)   | (D)            | 2                                 | (D)    | 3                             | (D)    | 2         | (D)    |         |
| Wayne .....                             | 9      | 6     | 2 750          | 7                                 | 175    | 9                             | 2 575  | 3         | (D)    |         |
| Webster .....                           | 6      | 6     | (D)            | 4                                 | (D)    | 6                             | (D)    | 3         | (D)    |         |
| Winston .....                           | 4      | (D)   | 650            | 4                                 | 335    | 3                             | 315    | -         | -      |         |
| Yalobusha .....                         | 9      | 4     | 1 179          | 9                                 | 118    | 8                             | 1 061  | 3         | (D)    |         |
| Yazoo .....                             | 5      | 11    | 2 767          | 3                                 | (D)    | 4                             | (D)    | 3         | (D)    |         |
| All other counties .....                | 35     | 37    | 8 222          | 30                                | 2 697  | 28                            | 5 525  | 15        | 16 043 |         |
| <b>NECTARINES</b>                       |        |       |                |                                   |        |                               |        |           |        |         |
| <b>State Total</b>                      |        |       |                |                                   |        |                               |        |           |        |         |
| Mississippi .....                       | 1987.. | 13    | 17             | 1 355                             | 9      | 346                           | 7      | 1 009     | 1      | (D)     |
|   | 1982.. | 18    | 26             | 2 008                             | 11     | 593                           | 10     | 1 416     | 4      | (D)     |



Table 28. Fruits and Nuts: 1987 and 1982—Con.

[For meaning of abbreviations and symbols, see introductory text]

| Geographic area                                   | Total |       |                | Trees or vines not of bearing age |        | Trees or vines of bearing age |         | Harvested |           |
|---|-------|-------|----------------|-----------------------------------|--------|-------------------------------|---------|-----------|-----------|
|   | Farms | Acres | Trees or vines | Farms                             | Number | Farms                         | Number  | Farms     | Pounds    |
| <b>PEACHES</b>                                    |       |       |                |                                   |        |                               |         |           |           |
| <b>State Total</b>                                |       |       |                |                                   |        |                               |         |           |           |
| Mississippi ----- 1987..                          | 475   | 1 782 | 149 388        | 290                               | 47 109 | 378                           | 102 279 | 140       | 810 202   |
| 1982..  | 525   | 1 513 | 119 048        | 402                               | 54 624 | 375                           | 64 424  | 189       | 2 372 583 |
| <b>Counties, 1987</b>                             |       |       |                |                                   |        |                               |         |           |           |
| Alcorn .....                                      | 4     | (D)   | (D)            | 3                                 | (D)    | 4                             | (D)     | 1         | (D)       |
| Amite .....                                       | 10    | 20    | 2 083          | 9                                 | 1 985  | 3                             | 98      | 1         | (D)       |
| Attala .....                                      | 8     | 7     | 447            | 6                                 | 213    | 6                             | 234     | -         | (D)       |
| Calhoun .....                                     | 4     | (D)   | (D)            | 4                                 | (D)    | 3                             | (D)     | -         | (D)       |
| Carroll .....                                     | 4     | 3     | 90             | 4                                 | (D)    | 1                             | (D)     | -         | (D)       |
| Clarke .....                                      | 10    | 92    | 7 713          | 5                                 | 5 119  | 10                            | 2 594   | 5         | 23 470    |
| Clay .....  | 11    | 28    | 1 784          | 9                                 | (D)    | 9                             | (D)     | 4         | (D)       |
| Copiah .....                                      | 11    | 40    | 3 630          | 4                                 | (D)    | 8                             | (D)     | 2         | (D)       |
| Covington .....                                   | 8     | 45    | (D)            | 2                                 | (D)    | 8                             | (D)     | 5         | (D)       |
| De Soto .....                                     | 9     | 34    | (D)            | 4                                 | 119    | 9                             | (D)     | 1         | (D)       |
| Forrest .....                                     | 9     | (D)   | (D)            | 6                                 | (D)    | 7                             | (D)     | 3         | (D)       |
| George .....                                      | 10    | 26    | (D)            | 2                                 | (D)    | 9                             | (D)     | 4         | (D)       |
| Greene .....                                      | 5     | 1     | 58             | 2                                 | (D)    | 4                             | (D)     | 1         | (D)       |
| Grenada .....                                     | 3     | (D)   | (D)            | 2                                 | (D)    | 2                             | (D)     | -         | (D)       |
| Hancock .....                                     | 3     | (D)   | 206            | 3                                 | (D)    | 3                             | (D)     | -         | (D)       |
| Harrison .....                                    | 7     | 5     | 109            | 5                                 | 39     | 4                             | 70      | 2         | (D)       |
| Hinds .....                                       | 19    | 188   | 19 819         | 13                                | 4 804  | 18                            | 15 015  | 7         | 1 698     |
| Jackson .....                                     | 4     | 6     | 231            | 2                                 | (D)    | 4                             | (D)     | 3         | (D)       |
| Jasper .....                                      | 6     | 7     | 300            | 4                                 | 125    | 5                             | 175     | 2         | (D)       |
| Jefferson .....                                   | 5     | 6     | 680            | 4                                 | (D)    | 3                             | (D)     | -         | (D)       |
| Jefferson Davis .....                             | 4     | (D)   | 241            | 2                                 | (D)    | 4                             | (D)     | 2         | (D)       |
| Jones .....                                       | 18    | 37    | 2 338          | 4                                 | 137    | 15                            | 2 201   | 6         | 10 644    |
| Kemper .....                                      | 3     | (D)   | (D)            | 1                                 | (D)    | 2                             | (D)     | 1         | (D)       |
| Lafayette .....                                   | 3     | 1     | 38             | 3                                 | (D)    | 2                             | (D)     | -         | (D)       |
| Lamar .....                                       | 11    | (D)   | (D)            | 6                                 | (D)    | 11                            | (D)     | 7         | (D)       |
| Lauderdale .....                                  | 10    | 238   | 16 010         | 7                                 | 3 993  | 7                             | 12 017  | 4         | 35 000    |
| Lawrence .....                                    | 4     | (D)   | (D)            | 3                                 | (D)    | 3                             | (D)     | -         | (D)       |
| Leake .....                                       | 11    | 31    | 2 153          | 7                                 | 366    | 9                             | 1 784   | 4         | 852       |
| Lee .....   | 6     | (D)   | (D)            | 3                                 | (D)    | 5                             | (D)     | 2         | (D)       |
| Lincoln .....                                     | 3     | (D)   | (D)            | 2                                 | (D)    | 1                             | (D)     | -         | (D)       |
| Lowndes .....                                     | 9     | 9     | 561            | 7                                 | 257    | 5                             | 304     | 3         | (D)       |
| Madison .....                                     | 3     | (D)   | (D)            | 2                                 | (D)    | 1                             | (D)     | -         | (D)       |
| Marion .....                                      | 7     | 7     | 392            | 1                                 | (D)    | 7                             | (D)     | 5         | 1 176     |
| Marshall .....                                    | 5     | 9     | (D)            | 2                                 | (D)    | 4                             | (D)     | -         | (D)       |
| Monroe .....                                      | 11    | 12    | 672            | 4                                 | 102    | 8                             | 570     | 4         | (D)       |
| Neshoba .....                                     | 4     | 3     | 158            | 1                                 | (D)    | 3                             | (D)     | 3         | (D)       |
| Newton .....                                      | 9     | 27    | 2 566          | 5                                 | (D)    | 9                             | (D)     | 4         | (D)       |
| Noxubee .....                                     | 10    | 21    | 1 431          | 6                                 | 182    | 10                            | 1 269   | 2         | (D)       |
| Oktibbeha .....                                   | 8     | 25    | (D)            | 2                                 | (D)    | 7                             | (D)     | 5         | 16 375    |
| Panola .....                                      | 10    | 15    | 1 172          | 3                                 | (D)    | 7                             | (D)     | 4         | 1 100     |
| Pearl River .....                                 | 14    | 29    | 1 953          | 9                                 | 989    | 10                            | 964     | 6         | 39 060    |
| Pike .....  | 11    | 29    | 1 722          | 7                                 | 473    | 6                             | 1 249   | 2         | (D)       |
| Pontotoc .....                                    | 7     | 45    | (D)            | 5                                 | (D)    | 4                             | (D)     | 2         | (D)       |
| Rankin .....                                      | 4     | 1     | 62             | 2                                 | (D)    | 4                             | (D)     | -         | (D)       |
| Scott .....                                       | 4     | 2     | 45             | 4                                 | (D)    | 1                             | (D)     | -         | (D)       |
| Simpson .....                                     | 7     | 8     | 572            | 4                                 | 86     | 7                             | 466     | -         | (D)       |
| Smith .....                                       | 7     | 37    | 2 564          | 3                                 | (D)    | 6                             | (D)     | 2         | (D)       |
| Stone .....                                       | 6     | (D)   | (D)            | 4                                 | (D)    | 4                             | (D)     | 1         | (D)       |
| Sunflower .....                                   | 5     | 45    | 3 665          | 5                                 | 2 773  | 4                             | 892     | 3         | (D)       |
| Tallahatchie .....                                | 3     | (D)   | 61             | -                                 | -      | 3                             | 61      | -         | (D)       |
| Tate .....  | 12    | 62    | (D)            | 10                                | 357    | 10                            | (D)     | -         | (D)       |
| Tippah .....                                      | 3     | 2     | 148            | 3                                 | (D)    | 2                             | (D)     | 1         | (D)       |
| Tishomingo .....                                  | 4     | 12    | 1 793          | 4                                 | (D)    | 3                             | (D)     | 1         | (D)       |
| Union .....                                       | 6     | 4     | 147            | 5                                 | 58     | 4                             | 88      | 2         | (D)       |
| Walthall .....                                    | 9     | 4     | 240            | 7                                 | 227    | 5                             | 13      | 1         | (D)       |
| Washington .....                                  | 6     | 24    | 2 943          | 2                                 | (D)    | 6                             | (D)     | 3         | (D)       |
| Wayne .....                                       | 10    | 16    | 920            | 8                                 | 265    | 9                             | 655     | 3         | (D)       |
| Webster .....                                     | 5     | 4     | 222            | 5                                 | 84     | 4                             | 138     | 2         | (D)       |
| Wilkinson .....                                   | 4     | 5     | 452            | 2                                 | (D)    | 4                             | (D)     | -         | (D)       |
| Winston .....                                     | 13    | 87    | 5 122          | 11                                | 2 752  | 11                            | 2 370   | 6         | 9 310     |
| Yalobusha .....                                   | 11    | 32    | 2 015          | 10                                | 701    | 10                            | 1 314   | 2         | (D)       |
| Yazoo .....                                       | 5     | (D)   | (D)            | 2                                 | (D)    | 4                             | (D)     | 1         | (D)       |
| All other counties .....                          | 20    | 56    | 4 082          | 14                                | 1 909  | 17                            | 2 173   | 5         | 10 020    |
| <b>PEARS</b>                                      |       |       |                |                                   |        |                               |         |           |           |
| <b>State Total</b>                                |       |       |                |                                   |        |                               |         |           |           |
| Mississippi ----- 1987..                          | 88    | 75    | 4 277          | 64                                | 1 251  | 61                            | 3 026   | 26        | 7 019     |
| 1982..  | 165   | 85    | 3 186          | 110                               | 1 073  | 121                           | 2 113   | 62        | 85 171    |
| <b>PLUMS AND PRUNES (SEE TEXT) (FRESH WEIGHT)</b> |       |       |                |                                   |        |                               |         |           |           |
| <b>State Total</b>                                |       |       |                |                                   |        |                               |         |           |           |
| Mississippi ----- 1987..                          | 89    | 37    | 1 746          | 58                                | 467    | 68                            | 1 279   | 23        | 3 924     |
| 1982..  | 125   | 65    | 3 470          | 90                                | 698    | 81                            | 2 572   | 39        | 2 440     |

**Table 28. Fruits and Nuts: 1987 and 1982—Con.**

[For meaning of abbreviations and symbols, see introductory text]

| Geographic area          | Total |        |                | Trees or vines not of bearing age |         | Trees or vines of bearing age |         | Harvested |           |
|--------------------------|-------|--------|----------------|-----------------------------------|---------|-------------------------------|---------|-----------|-----------|
|                          | Farms | Acres  | Trees or vines | Farms                             | Number  | Farms                         | Number  | Farms     | Pounds    |
| <b>PECANS (IN SHELL)</b> |       |        |                |                                   |         |                               |         |           |           |
| <b>State Total</b>       |       |        |                |                                   |         |                               |         |           |           |
| Mississippi ----- 1987.. | 987   | 15 153 | 245 348        | 593                               | 120 150 | 848                           | 125 198 | 563       | 3 361 244 |
| 1982..                   | 1 225 | 16 118 | 233 509        | 531                               | 88 285  | 1 084                         | 145 224 | 535       | 1 811 301 |
| <b>Counties, 1987</b>    |       |        |                |                                   |         |                               |         |           |           |
| Adams .....              | 9     | 81     | 1 145          | 8                                 | 454     | 9                             | 691     | 7         | 11 322    |
| Alcorn .....             | 5     | 5      | 94             | 5                                 | (D)     | 3                             | (D)     | 1         | (D)       |
| Amite .....              | 10    | 34     | 420            | 5                                 | 202     | 8                             | 218     | 3         | 2 344     |
| Attala .....             | 10    | 130    | 1 464          | 7                                 | 447     | 8                             | 1 017   | 4         | (D)       |
| Boivar .....             | 25    | 1 067  | 18 484         | 12                                | 2 108   | 24                            | 16 376  | 22        | 524 394   |
| Calhoun .....            | 5     | 16     | 251            | 2                                 | (D)     | 5                             | (D)     | -         | (D)       |
| Carroll .....            | 3     | (D)    | 25             | 3                                 | (D)     | 2                             | (D)     | 1         | (D)       |
| Chickasaw .....          | 4     | 15     | 226            | 4                                 | (D)     | 4                             | (D)     | 2         | (D)       |
| Claiborne .....          | 9     | 53     | 817            | 6                                 | 461     | 8                             | 356     | 5         | 2 360     |
| Clarke .....             | 5     | 19     | 328            | 5                                 | (D)     | 3                             | (D)     | 3         | 1 700     |
| Clay .....               | 14    | 243    | 3 470          | 9                                 | 1 627   | 9                             | 1 843   | 7         | 18 500    |
| Coahoma .....            | 32    | 2 726  | 33 083         | 18                                | 5 406   | 31                            | 27 677  | 27        | 1 115 740 |
| Copiah .....             | 11    | 40     | 957            | 7                                 | 542     | 11                            | 415     | 1         | (D)       |
| Covington .....          | 11    | 85     | 1 189          | 6                                 | 952     | 8                             | 237     | 5         | 2 608     |
| De Soto .....            | 6     | 15     | 152            | 2                                 | (D)     | 5                             | (D)     | 1         | (D)       |
| Forrest .....            | 25    | 196    | 3 352          | 20                                | 2 150   | 22                            | 1 202   | 16        | 28 099    |
| George .....             | 38    | 325    | 3 911          | 25                                | 1 332   | 35                            | 2 579   | 25        | 32 353    |
| Greene .....             | 18    | 82     | 1 081          | 14                                | 381     | 16                            | 700     | 5         | (D)       |
| Grenada .....            | 3     | (D)    | (D)            | -                                 | -       | 3                             | (D)     | 2         | (D)       |
| Hancock .....            | 27    | 271    | 4 511          | 15                                | 2 992   | 23                            | 1 519   | 10        | 4 100     |
| Harrison .....           | 63    | 833    | 10 595         | 37                                | 3 647   | 59                            | 6 948   | 42        | 110 217   |
| Hinds .....              | 44    | 782    | 13 086         | 26                                | 6 359   | 39                            | 6 707   | 25        | 112 305   |
| Holmes .....             | 3     | 15     | (D)            | 2                                 | (D)     | 3                             | (D)     | 1         | (D)       |
| Humphreys .....          | 6     | 21     | 264            | 3                                 | (D)     | 6                             | (D)     | 5         | 1 341     |
| Itawamba .....           | 3     | 6      | 144            | 2                                 | (D)     | 2                             | (D)     | 2         | (D)       |
| Jackson .....            | 27    | 206    | 2 508          | 16                                | 1 135   | 23                            | 1 373   | 20        | 18 362    |
| Jasper .....             | 14    | 102    | 1 340          | 7                                 | 920     | 13                            | 420     | 7         | 10 458    |
| Jefferson .....          | 12    | 55     | 831            | 6                                 | 120     | 11                            | 711     | 7         | 4 430     |
| Jefferson Davis .....    | 3     | 6      | 101            | 2                                 | (D)     | 2                             | (D)     | 2         | (D)       |
| Jones .....              | 38    | 255    | 2 259          | 16                                | 252     | 37                            | 2 007   | 24        | 30 177    |
| Kemper .....             | 8     | 39     | 453            | 5                                 | 142     | 8                             | 311     | 6         | 3 120     |
| Lamar .....              | 33    | 1 819  | 23 667         | 9                                 | (D)     | 31                            | (D)     | 18        | 609 977   |
| Lauderdale .....         | 12    | 35     | 477            | 9                                 | 181     | 11                            | 296     | 9         | 3 280     |
| Lawrence .....           | 4     | (D)    | (D)            | 2                                 | (D)     | 3                             | (D)     | 2         | (D)       |
| Leake .....              | 9     | 25     | 243            | 6                                 | 51      | 9                             | 192     | 4         | 282       |
| Lee .....                | 8     | 38     | 633            | 6                                 | 204     | 7                             | 429     | 3         | 2 580     |
| Leflore .....            | 5     | 109    | 1 030          | 1                                 | (D)     | 5                             | (D)     | 3         | (D)       |
| Lincoln .....            | 5     | 29     | 890            | 4                                 | (D)     | 2                             | (D)     | -         | -         |
| Lowndes .....            | 13    | 117    | 2 901          | 10                                | (D)     | 8                             | (D)     | 7         | 4 300     |
| Marion .....             | 12    | 161    | 7 440          | 9                                 | 7 280   | 9                             | 160     | 8         | 1 708     |
| Monroe .....             | 10    | (D)    | 871            | 5                                 | (D)     | 6                             | (D)     | 6         | (D)       |
| Montgomery .....         | 4     | 12     | 129            | 3                                 | 35      | 4                             | 94      | 2         | (D)       |
| Neshoba .....            | 8     | 25     | 496            | 6                                 | (D)     | 6                             | (D)     | 6         | 1 400     |
| Newton .....             | 4     | (D)    | (D)            | 2                                 | (D)     | 2                             | (D)     | 1         | (D)       |
| Noxubee .....            | 11    | 105    | 1 428          | 6                                 | 701     | 10                            | 727     | 10        | 15 902    |
| Oktibbeha .....          | 14    | 123    | 2 406          | 9                                 | 1 134   | 9                             | 1 272   | 6         | 3 900     |
| Panola .....             | 5     | 11     | 131            | 2                                 | (D)     | 5                             | (D)     | 4         | 658       |
| Pearl River .....        | 53    | 1 305  | 46 990         | 38                                | (D)     | 41                            | (D)     | 23        | 67 493    |
| Perry .....              | 12    | 89     | 992            | 11                                | 823     | 7                             | 169     | 7         | 2 380     |
| Pike .....               | 17    | 123    | 1 873          | 15                                | 1 412   | 10                            | 461     | 5         | 844       |
| Pontotoc .....           | 3     | 7      | 104            | 2                                 | (D)     | 3                             | (D)     | -         | -         |
| Quitman .....            | 8     | (D)    | 1 293          | 4                                 | 365     | 7                             | 928     | 7         | 21 425    |
| Rankin .....             | 3     | (D)    | (D)            | 1                                 | (D)     | 3                             | 87      | 2         | (D)       |
| Scott .....              | 11    | 43     | 369            | 5                                 | 12      | 11                            | 357     | 8         | 4 430     |
| Sharkey .....            | 5     | (D)    | (D)            | 5                                 | (D)     | 1                             | (D)     | 1         | (D)       |
| Simpson .....            | 7     | 48     | 613            | 5                                 | 202     | 5                             | 411     | 3         | 1 440     |
| Smith .....              | 7     | 77     | 821            | 5                                 | (D)     | 3                             | (D)     | 2         | (D)       |
| Stone .....              | 46    | 352    | 3 801          | 28                                | 1 092   | 40                            | 2 709   | 25        | 49 222    |
| Sunflower .....          | 17    | 191    | 2 160          | 6                                 | 373     | 16                            | 1 787   | 14        | 24 000    |
| Tallahatchie .....       | 10    | 473    | 4 778          | 3                                 | (D)     | 10                            | (D)     | 10        | 232 635   |
| Tate .....               | 9     | 32     | 336            | 4                                 | 80      | 9                             | 256     | 6         | 174       |
| Tishomingo .....         | 3     | 2      | 58             | 3                                 | (D)     | 2                             | (D)     | -         | -         |
| Union .....              | 3     | 3      | (D)            | 1                                 | (D)     | 3                             | (D)     | -         | -         |
| Walthall .....           | 15    | 39     | 491            | 9                                 | 232     | 13                            | 259     | 8         | 1 218     |
| Warren .....             | 6     | 30     | 411            | 4                                 | (D)     | 5                             | (D)     | 3         | (D)       |
| Washington .....         | 24    | 677    | 7 242          | 10                                | 1 728   | 23                            | 5 514   | 20        | 158 762   |
| Wayne .....              | 22    | 105    | 1 302          | 15                                | 535     | 21                            | 767     | 9         | 6 900     |
| Webster .....            | 5     | (D)    | (D)            | 3                                 | (D)     | 4                             | (D)     | -         | -         |
| Wilkinson .....          | 17    | 189    | 2 253          | 9                                 | 792     | 17                            | 1 461   | 15        | 18 801    |
| Winston .....            | 9     | 48     | 730            | 4                                 | 55      | 9                             | 675     | 6         | 1 846     |
| Yalobusha .....          | 6     | 6      | 59             | 4                                 | 41      | 3                             | 18      | 2         | (D)       |
| Yazoo .....              | 6     | 24     | 288            | 2                                 | (D)     | 5                             | (D)     | 3         | (D)       |
| All other counties ..... | 15    | 403    | 6 316          | 13                                | 2 982   | 10                            | 3 334   | 7         | 28 260    |

**Table 29. Berries Harvested for Sale: 1987 and 1982**

[For meaning of abbreviations and symbols, see introductory text]

| Geographic area                  | 1987      |       |          |           |       | 1982      |       |          |           |       |
|----------------------------------|-----------|-------|----------|-----------|-------|-----------|-------|----------|-----------|-------|
|                                  | Harvested |       |          | Irrigated |       | Harvested |       |          | Irrigated |       |
|                                  | Farms     | Acres | Quantity | Farms     | Acres | Farms     | Acres | Quantity | Farms     | Acres |
| <b>BERRIES</b>                   |           |       |          |           |       |           |       |          |           |       |
| <b>State Total</b>               |           |       |          |           |       |           |       |          |           |       |
| Mississippi .....                | 109       | 323   | (X)      | 54        | 206   | 72        | 137   | (X)      | 29        | 85    |
| <b>Counties</b>                  |           |       |          |           |       |           |       |          |           |       |
| Covington .....                  | 4         | (D)   | (X)      | 2         | (D)   | 7         | 7     | (X)      | 4         | 2     |
| De Soto .....                    | 3         | 3     | (X)      | 1         | (D)   | (NA)      | (NA)  | (X)      | (NA)      | (NA)  |
| Forrest .....                    | 5         | 5     | (X)      | 4         | 5     | 5         | (D)   | (X)      | 4         | (D)   |
| Greene .....                     | 4         | 1     | (X)      | -         | -     | (NA)      | (NA)  | (X)      | (NA)      | (NA)  |
| Harrison .....                   | 6         | 6     | (X)      | 3         | 3     | 3         | 1     | (X)      | 1         | -     |
| Hinds .....                      | 5         | 10    | (X)      | 1         | (D)   | (NA)      | (NA)  | (X)      | (NA)      | (NA)  |
| Jackson .....                    | 4         | 9     | (X)      | 2         | (D)   | 7         | 8     | (X)      | 2         | (D)   |
| Madison .....                    | 3         | 21    | (X)      | 3         | 12    | (NA)      | (NA)  | (X)      | (NA)      | (NA)  |
| Newton .....                     | 3         | (D)   | (X)      | 2         | (D)   | (NA)      | (NA)  | (X)      | (NA)      | (NA)  |
| Pearl River .....                | 19        | 81    | (X)      | 10        | 68    | 6         | 7     | (X)      | 5         | 6     |
| Stone .....                      | 9         | 10    | (X)      | 4         | 3     | (NA)      | (NA)  | (X)      | (NA)      | (NA)  |
| Tate .....                       | 3         | (D)   | (X)      | -         | -     | (NA)      | (NA)  | (X)      | (NA)      | (NA)  |
| Walthall .....                   | 3         | 10    | (X)      | 3         | 10    | (NA)      | (NA)  | (X)      | (NA)      | (NA)  |
| All other counties .....         | 38        | 99    | (X)      | 19        | 71    | (NA)      | (NA)  | (X)      | (NA)      | (NA)  |
| <b>BLACKBERRIES (POUNDS)</b>     |           |       |          |           |       |           |       |          |           |       |
| <b>State Total</b>               |           |       |          |           |       |           |       |          |           |       |
| Mississippi .....                | 27        | 44    | 66 210   | 7         | (D)   | 13        | 19    | 29 143   | 6         | (D)   |
| <b>TAME BLUEBERRIES (POUNDS)</b> |           |       |          |           |       |           |       |          |           |       |
| <b>State Total</b>               |           |       |          |           |       |           |       |          |           |       |
| Mississippi .....                | 73        | 191   | 297 402  | 44        | 158   | 35        | 67    | 79 811   | 20        | 55    |
| <b>STRAWBERRIES (POUNDS)</b>     |           |       |          |           |       |           |       |          |           |       |
| <b>State Total</b>               |           |       |          |           |       |           |       |          |           |       |
| Mississippi .....                | 19        | 87    | 295 237  | 8         | 33    | 33        | 51    | 170 918  | 7         | (D)   |

**Table 30. Nursery and Greenhouse Crops, Mushrooms, and Sod Grown for Sale: 1987 and 1982**

[For meaning of abbreviations and symbols, see introductory text]

| Geographic area   | 1987  |   |                   |                 | 1982  |   |                   |                 |
|---|-------|---|-------------------|-----------------|-------|---|-------------------|-----------------|
|   | Farms | Sq. ft. under glass or other protection | Acres in the open | Sales (\$1,000) | Farms | Sq. ft. under glass or other protection | Acres in the open | Sales (\$1,000) |
| <b>NURSERY AND GREENHOUSE CROPS (SEE TEXT)</b>  |       |   |                   |                 |       |   |                   |                 |
| <b>State Total</b>  |       |   |                   |                 |       |   |                   |                 |
| Mississippi -----   | 269   | 3 199 786                               | 1 585             | 17 146          | 250   | 2 481 550                               | 1 669             | 13 522          |
| <b>Counties</b>   |       |   |                   |                 |       |   |                   |                 |
| Alcorn -----  | 8     | (D)                                     | (D)               | (D)             | 4     | (D)                                     | (D)               | 62              |
| Clarke -----  | 4     | (D)                                     | (D)               | 43              | 5     | 12 500                                  | 1                 | 27              |
| Covington -----   | 3     | (D)                                     | (D)               | (D)             | (NA)  | (NA)                                    | (NA)              | (NA)            |
| De Soto -----   | 6     | (D)                                     | (D)               | (D)             | 6     | (D)                                     | (D)               | 70              |
| Forrest -----   | 9     | (D)                                     | (D)               | 876             | 17    | 199 386                                 | 43                | 667             |
| George -----  | 18    | 208 308                                 | 85                | 1 149           | 10    | 281 194                                 | (D)               | 412             |
| Harrison -----  | 15    | 139 420                                 | 15                | 587             | 13    | 83 894                                  | 14                | 444             |
| Hinds -----   | 9     | 86 016                                  | 11                | 620             | 9     | (D)                                     | (D)               | 441             |
| Jackson -----   | 11    | 67 860                                  | 18                | 222             | 10    | (D)                                     | (D)               | 83              |
| Jones -----   | 4     | (D)                                     | (D)               | 143             | 8     | 40 226                                  | 5                 | 62              |
| Lafayette -----   | 5     | (D)                                     | 84                | 102             | 5     | (D)                                     | (D)               | 47              |
| Lamar -----   | 6     | (D)                                     | (D)               | (D)             | 7     | (D)                                     | (D)               | (D)             |
| Lee -----   | 6     | (D)                                     | (D)               | 80              | 9     | (D)                                     | (D)               | 162             |
| Lincoln -----   | 5     | (D)                                     | (D)               | 435             | 3     | (D)                                     | (D)               | (D)             |
| Lowndes -----   | 9     | (D)                                     | (D)               | 911             | 8     | (D)                                     | (D)               | 1 610           |
| Madison -----   | 8     | 171 688                                 | 21                | 1 284           | 4     | (D)                                     | (D)               | (D)             |
| Marion -----  | 5     | (D)                                     | (D)               | 35              | (NA)  | (NA)                                    | (NA)              | (NA)            |
| Marshall -----  | 5     | (D)                                     | (D)               | (D)             | 4     | (D)                                     | (D)               | (D)             |
| Monroe -----  | 7     | (D)                                     | (D)               | (D)             | 6     | (D)                                     | (D)               | (D)             |
| Noxubee -----   | 3     | (D)                                     | (D)               | (D)             | 3     | (D)                                     | (D)               | 37              |
| Oktibbeha -----   | 8     | 41 800                                  | 7                 | 186             | 4     | 35 200                                  | 4                 | 70              |
| Panola -----  | 5     | (D)                                     | (D)               | (D)             | 4     | (D)                                     | (D)               | (D)             |
| Pearl River -----   | 15    | (D)                                     | (D)               | 324             | 7     | (D)                                     | (D)               | 26              |
| Perry -----   | 3     | (D)                                     | (D)               | (D)             | 5     | (D)                                     | (D)               | 177             |
| Pike -----  | 3     | (D)                                     | (D)               | (D)             | 6     | (D)                                     | (D)               | (D)             |
| Rankin -----  | 3     | (D)                                     | (D)               | (D)             | 6     | (D)                                     | (D)               | 93              |
| Simpson -----   | 3     | (D)                                     | (D)               | (D)             | (NA)  | (NA)                                    | (NA)              | (NA)            |
| Stone -----   | 6     | (D)                                     | (D)               | (D)             | 6     | (D)                                     | (D)               | (D)             |
| Tate -----  | 3     | (D)                                     | (D)               | (D)             | 4     | (D)                                     | (D)               | 20              |
| Tippah -----  | 4     | (D)                                     | (D)               | (D)             | (NA)  | (NA)                                    | (NA)              | (NA)            |
| Wayne -----   | 3     | (D)                                     | (D)               | (D)             | (NA)  | (NA)                                    | (NA)              | (NA)            |
| Wilkinson -----   | 3     | (D)                                     | (D)               | (D)             | 3     | 83 560                                  | 1                 | 131             |
| Yazoo -----   | 6     | (D)                                     | (D)               | 107             | 4     | (D)                                     | (D)               | 22              |
| All other counties -----  | 58    | 1 247 830                               | 202               | 4 730           | (NA)  | (NA)                                    | (NA)              | (NA)            |
| <b>NURSERY, FLORICULTURE, VEGETABLE AND FLOWER SEED CROPS, SOD, ETC., GROWN IN THE OPEN, IRRIGATED (SEE TEXT)</b> |       |   |                   |                 |       |   |                   |                 |
| <b>State Total</b>  |       |   |                   |                 |       |   |                   |                 |
| Mississippi -----   | 92    | (X)                                     | 954               | (X)             | 73    | (X)                                     | 1 140             | (X)             |
| <b>BEDDING PLANTS</b>   |       |   |                   |                 |       |   |                   |                 |
| <b>State Total</b>  |       |   |                   |                 |       |   |                   |                 |
| Mississippi -----   | 86    | 978 570                                 | 53                | 4 325           | 88    | 647 649                                 | 41                | 2 227           |
| <b>CUT FLOWERS AND CUT FLORIST GREENS</b>   |       |   |                   |                 |       |   |                   |                 |
| <b>State Total</b>  |       |   |                   |                 |       |   |                   |                 |
| Mississippi -----   | 9     | 263 684                                 | 11                | 335             | 7     | (D)                                     | 7                 | (D)             |
| <b>FOLIAGE AND POTTED FLOWERING PLANTS, TOTAL</b>   |       |   |                   |                 |       |   |                   |                 |
| <b>State Total</b>  |       |   |                   |                 |       |   |                   |                 |
| Mississippi -----   | 94    | 1 225 359                               | 60                | 5 570           | 94    | 802 941                                 | 36                | 3 721           |
| <b>FOLIAGE PLANTS</b>   |       |   |                   |                 |       |   |                   |                 |
| <b>State Total</b>  |       |   |                   |                 |       |   |                   |                 |
| Mississippi -----   | 58    | 410 722                                 | 51                | 1 826           | (NA)  | (NA)                                    | (NA)              | (NA)            |

**Table 30. Nursery and Greenhouse Crops, Mushrooms, and Sod Grown for Sale: 1987 and 1982—Con.**

[For meaning of abbreviations and symbols, see introductory text]

| Geographic area                   | 1987  |   |                   |                 | 1982  |   |                   |                 |
|-----------------------------------|-------|---|-------------------|-----------------|-------|---|-------------------|-----------------|
|                                   | Farms | Sq. ft. under glass or other protection | Acres in the open | Sales (\$1,000) | Farms | Sq. ft. under glass or other protection | Acres in the open | Sales (\$1,000) |
| <b>POTTED FLOWERING PLANTS</b>    |       |   |                   |                 |       |   |                   |                 |
| <b>State Total</b>                |       |   |                   |                 |       |   |                   |                 |
| Mississippi .....                 | 51    | 814 637                                 | 9                 | 3 745           | (NA)  | (NA)                                    | (NA)              | (NA)            |
| <b>NURSERY CROPS</b>              |       |   |                   |                 |       |   |                   |                 |
| <b>State Total</b>                |       |   |                   |                 |       |   |                   |                 |
| Mississippi .....                 | 99    | 606 021                                 | 582               | 5 330           | 87    | 853 112                                 | 702               | 6 281           |
| <b>SOD HARVESTED</b>              |       |   |                   |                 |       |   |                   |                 |
| <b>State Total</b>                |       |   |                   |                 |       |   |                   |                 |
| Mississippi .....                 | 24    | (X)                                     | 878               | 1 433           | 18    | (X)                                     | 870               | 859             |
| <b>Counties</b>                   |       |   |                   |                 |       |   |                   |                 |
| Alcorn .....                      | 3     | (X)                                     | (D)               | (D)             | (NA)  | (X)                                     | (NA)              | (NA)            |
| Lafayette .....                   | 5     | (X)                                     | 64                | 102             | 3     | (X)                                     | 24                | (D)             |
| All other counties .....          | 16    | (X)                                     | (D)               | (D)             | (NA)  | (X)                                     | (NA)              | (NA)            |
| <b>VEGETABLE AND FLOWER SEEDS</b> |       |   |                   |                 |       |   |                   |                 |
| <b>State Total</b>                |       |   |                   |                 |       |   |                   |                 |
| Mississippi .....                 | 6     | 14 502                                  | -                 | 15              | 4     | (D)                                     | (D)               | (D)             |
| <b>GREENHOUSE VEGETABLES</b>      |       |   |                   |                 |       |   |                   |                 |
| <b>State Total</b>                |       |   |                   |                 |       |   |                   |                 |
| Mississippi .....                 | 18    | 109 178                                 | (X)               | 132             | 24    | 105 648                                 | (X)               | 126             |

**Table 31. Other Crops: 1987 and 1982**

[For meaning of abbreviations and symbols, see introductory text]

| Geographic area                                  | 1987      |       |          |           |       |       | 1982      |          |       |           |  |
|--|-----------|-------|----------|-----------|-------|-------|-----------|----------|-------|-----------|--|
|  | Harvested |       |          | Irrigated |       |       | Harvested |          |       | Irrigated |  |
|  | Farms     | Acres | Quantity | Farms     | Acres | Farms | Acres     | Quantity | Farms | Acres     |  |
| <b>CORN CUT FOR DRY FODDER, HOGGED OR GRAZED</b> |           |       |          |           |       |       |           |          |       |           |  |
| <b>State Total</b>                               |           |       |          |           |       |       |           |          |       |           |  |
| Mississippi .....                                | 7         | 68    | (X)      | -         | -     | 3     | (D)       | (X)      | -     | -         |  |
| <b>OTHER</b>                                     |           |       |          |           |       |       |           |          |       |           |  |
| <b>State Total</b>                               |           |       |          |           |       |       |           |          |       |           |  |
| Mississippi .....                                | 14        | 84    | (X)      | -         | -     | 12    | 314       | (X)      | -     | -         |  |

**Table 32. Farms Operated by Black and Other Races by Value of Sales and Occupation: 1987 and 1982**

[For classification of social and ethnic groups, see text. For meaning of abbreviations and symbols, see introductory text.]

| Geographic area          | Land in farms |         | Harvested cropland |         | Market value of agricultural products sold (\$1,000) | Farms by value of sales |                    |                  |                               |                    |                  |  |
|--------------------------|---------------|---------|--------------------|---------|--|-------------------------|--------------------|------------------|-------------------------------|--------------------|------------------|--|
|                          | Farms         | Acres   | Farms              | Acres   |  | Occupation farming      |                    |                  | Occupation other than farming |                    |                  |  |
|                          |               |         |                    |         |  | Less than \$2,500       | \$2,500 to \$9,999 | \$10,000 or more | Less than \$2,500             | \$2,500 to \$9,999 | \$10,000 or more |  |
| <b>STATE TOTAL</b>       |               |         |                    |         |  |                         |                    |                  |                               |                    |                  |  |
| Mississippi .....        | 3 033         | 374 892 | 1 881              | 90 996  | 24 084   | 594                     | 398                | 230              | 1 145                         | 546                | 120              |  |
| 1982 .....               | 4 831         | 497 640 | 3 255              | 135 114 | 28 522   | 958                     | 599                | 400              | 2 028                         | 695                | 149              |  |
| <b>COUNTIES, 1987</b>    |               |         |                    |         |  |                         |                    |                  |                               |                    |                  |  |
| Adams .....              | 32            | 3 569   | 9                  | 180     | 88   | 2                       | 11                 | -                | 16                            | 3                  | -                |  |
| Alcorn .....             | 5             | 1 143   | 4                  | 490     | 82   | -                       | 2                  | 1                | -                             | 2                  | -                |  |
| Amite .....              | 71            | 6 431   | 27                 | 227     | 123  | 29                      | 4                  | -                | 27                            | 10                 | 1                |  |
| Attala .....             | 43            | 4 367   | 23                 | 420     | 137  | 11                      | 5                  | 1                | 17                            | 7                  | 2                |  |
| Benton .....             | 23            | 8 464   | 18                 | 2 937   | 874  | 4                       | 4                  | 3                | 3                             | 2                  | 7                |  |
| Bolivar .....            | 87            | 10 932  | 86                 | 7 974   | 1 040  | 15                      | 16                 | 17               | 18                            | 19                 | 2                |  |
| Calhoun .....            | 13            | 2 221   | 11                 | 801     | 182  | 2                       | 2                  | 1                | 5                             | 1                  | 2                |  |
| Carroll .....            | 49            | 6 739   | 23                 | 819     | 245  | 16                      | 4                  | 5                | 18                            | 5                  | 1                |  |
| Chickasaw .....          | 49            | 4 800   | 36                 | 1 188   | 173  | 8                       | 7                  | -                | 24                            | 7                  | 3                |  |
| Choctaw .....            | 11            | 983     | 4                  | 61      | 28   | 2                       | -                  | -                | 5                             | 3                  | 1                |  |
| Claiborne .....          | 66            | 8 442   | 30                 | 443     | 301  | 16                      | 5                  | 5                | 33                            | 5                  | 2                |  |
| Clarke .....             | 27            | 1 410   | 8                  | 34      | 52   | 5                       | 2                  | -                | 16                            | 3                  | 1                |  |
| Clay .....               | 66            | 6 474   | 32                 | 1 481   | 191  | 14                      | 4                  | 2                | 26                            | 18                 | 2                |  |
| Coahoma .....            | 29            | 2 266   | 28                 | 1 159   | 264  | 3                       | 5                  | 5                | 7                             | 6                  | 3                |  |
| Copiah .....             | 54            | 7 644   | 28                 | 388     | 646  | 17                      | 5                  | 3                | 16                            | 8                  | 5                |  |
| Covington .....          | 38            | 2 734   | 21                 | 504     | 178  | 3                       | 9                  | 1                | 13                            | 11                 | 1                |  |
| De Soto .....            | 53            | 3 331   | 22                 | 616     | 833  | 9                       | 7                  | 3                | 26                            | 7                  | 1                |  |
| Forrest .....            | 11            | 642     | 6                  | 278     | 43   | 4                       | -                  | 1                | 3                             | 3                  | -                |  |
| Franklin .....           | 9             | 824     | 4                  | 40      | 86   | 3                       | -                  | 1                | 3                             | 2                  | -                |  |
| George .....             | 4             | 146     | 3                  | 66      | 8  | -                       | -                  | -                | 2                             | 2                  | -                |  |
| Greene .....             | 5             | 281     | 3                  | 22      | 15   | 1                       | -                  | -                | 2                             | 2                  | -                |  |
| Grenada .....            | 24            | 2 617   | 17                 | 208     | 61   | 2                       | 3                  | -                | 14                            | 4                  | 1                |  |
| Hinds .....              | 144           | 12 054  | 57                 | 1 139   | 532  | 19                      | 27                 | 8                | 57                            | 30                 | 3                |  |
| Holmes .....             | 104           | 13 120  | 69                 | 3 986   | 975  | 27                      | 10                 | 18               | 34                            | 12                 | 3                |  |
| Humphreys .....          | 63            | 9 196   | 58                 | 6 595   | 1 953  | 7                       | 16                 | 17               | 5                             | 14                 | 4                |  |
| Issaquena .....          | 18            | 1 484   | 18                 | 1 053   | 180  | -                       | 8                  | 2                | 2                             | 6                  | -                |  |
| Jackson .....            | 3             | 64      | 1                  | (D)     | (D)  | 2                       | -                  | -                | 1                             | -                  | -                |  |
| Jasper .....             | 40            | 4 789   | 24                 | 365     | 66   | 16                      | 2                  | -                | 15                            | 7                  | -                |  |
| Jefferson .....          | 59            | 6 969   | 23                 | 242     | 105  | 16                      | 6                  | -                | 32                            | 5                  | -                |  |
| Jefferson Davis .....    | 95            | 9 606   | 65                 | 1 477   | 352  | 22                      | 20                 | 3                | 30                            | 17                 | 3                |  |
| Jones .....              | 27            | 2 075   | 14                 | 326     | 409  | 2                       | 5                  | 1                | 11                            | 7                  | 1                |  |
| Kemper .....             | 79            | 17 611  | 39                 | 1 047   | 336  | 10                      | 8                  | 4                | 40                            | 14                 | 3                |  |
| Lafayette .....          | 38            | 5 932   | 22                 | 514     | 236  | 9                       | 2                  | 2                | 14                            | 9                  | 2                |  |
| Lauderdale .....         | 30            | 2 688   | 17                 | 284     | 74   | 12                      | 3                  | -                | 9                             | 5                  | 1                |  |
| Lawrence .....           | 25            | 1 452   | 16                 | 176     | 96   | 10                      | -                  | 1                | 7                             | 5                  | 2                |  |
| Leake .....              | 47            | 4 562   | 23                 | 319     | 177  | 6                       | 4                  | 4                | 21                            | 11                 | 1                |  |
| Lee .....                | 18            | 828     | 12                 | 387     | 49   | 1                       | 5                  | 1                | 8                             | 3                  | -                |  |
| Leflore .....            | 15            | 4 990   | 15                 | 3 676   | 669  | -                       | 1                  | 5                | 4                             | 5                  | -                |  |
| Lincoln .....            | 16            | 1 426   | 8                  | 84      | 52   | 1                       | 1                  | 1                | 12                            | 1                  | -                |  |
| Lowndes .....            | 36            | 5 440   | 30                 | 2 286   | 271  | 11                      | 2                  | 6                | 9                             | 7                  | 1                |  |
| Madison .....            | 110           | 11 202  | 63                 | 2 037   | 982  | 19                      | 12                 | 6                | 47                            | 17                 | 9                |  |
| Marion .....             | 64            | 7 805   | 48                 | 1 729   | 373  | 13                      | 6                  | 3                | 30                            | 11                 | 1                |  |
| Marshall .....           | 112           | 14 455  | 71                 | 3 423   | 822  | 8                       | 24                 | 16               | 44                            | 15                 | 5                |  |
| Monroe .....             | 43            | 4 135   | 39                 | 2 292   | 200  | 10                      | 4                  | 4                | 14                            | 11                 | -                |  |
| Montgomery .....         | 46            | 5 127   | 29                 | 456     | 116  | 17                      | 3                  | -                | 16                            | 8                  | 2                |  |
| Neshoba .....            | 21            | 18 648  | 13                 | 417     | 312  | 3                       | -                  | 2                | 10                            | 4                  | 2                |  |
| Newton .....             | 25            | 2 239   | 20                 | 302     | 61   | 2                       | 4                  | -                | 11                            | 8                  | -                |  |
| Noxubee .....            | 48            | 12 584  | 27                 | 6 573   | 751  | 9                       | 2                  | 5                | 23                            | 3                  | 6                |  |
| Oktibbeha .....          | 32            | 3 278   | 22                 | 698     | 256  | 4                       | 4                  | 4                | 14                            | 6                  | -                |  |
| Panola .....             | 77            | 9 362   | 38                 | 1 453   | 454  | 13                      | 10                 | 8                | 23                            | 22                 | 3                |  |
| Pearl River .....        | 5             | 504     | 3                  | 29      | 30   | 1                       | -                  | -                | 2                             | 1                  | 1                |  |
| Perry .....              | 8             | 1 009   | 7                  | 114     | 15   | 2                       | -                  | -                | 3                             | 3                  | -                |  |
| Pike .....               | 50            | 4 097   | 29                 | 329     | 128  | 11                      | 3                  | 1                | 26                            | 9                  | -                |  |
| Pontotoc .....           | 17            | 1 335   | 14                 | 424     | 51   | 1                       | 4                  | 1                | 8                             | 3                  | -                |  |
| Prentiss .....           | 8             | 898     | 6                  | 273     | 38   | 2                       | 1                  | -                | 3                             | 1                  | 1                |  |
| Quitman .....            | 33            | 5 033   | 28                 | 2 999   | 413  | 8                       | 4                  | 7                | 9                             | 5                  | -                |  |
| Rankin .....             | 51            | 5 370   | 27                 | 631     | 515  | 8                       | 4                  | 2                | 27                            | 8                  | 2                |  |
| Scott .....              | 68            | 3 705   | 35                 | 370     | 1 466  | 16                      | 8                  | 6                | 29                            | 8                  | 1                |  |
| Sharkey .....            | 11            | 589     | 10                 | 478     | 97   | 3                       | 2                  | 2                | 2                             | 2                  | -                |  |
| Simpson .....            | 64            | 5 909   | 45                 | 459     | 266  | 12                      | 9                  | -                | 18                            | 19                 | 6                |  |
| Smith .....              | 33            | 3 702   | 18                 | 208     | 371  | 7                       | 3                  | 2                | 15                            | 5                  | 1                |  |
| Stone .....              | 5             | 814     | 5                  | 98      | 35   | -                       | 2                  | 1                | -                             | 2                  | -                |  |
| Sunflower .....          | 22            | 4 671   | 22                 | 3 604   | 488  | -                       | 8                  | 4                | 1                             | 4                  | 5                |  |
| Tallahatchie .....       | 20            | 2 447   | 15                 | 1 633   | 253  | 4                       | 4                  | 3                | 3                             | 5                  | 1                |  |
| Tate .....               | 45            | 4 522   | 36                 | 1 120   | 255  | 10                      | 9                  | 5                | 11                            | 10                 | -                |  |
| Tippah .....             | 25            | 2 671   | 19                 | 1 031   | 198  | -                       | 8                  | 1                | 12                            | 4                  | -                |  |
| Tishomingo .....         | 5             | 121     | 3                  | 22      | (D)  | -                       | 1                  | -                | 3                             | 1                  | -                |  |
| Tunica .....             | 20            | 2 821   | 18                 | 1 990   | 171  | 3                       | 9                  | 4                | -                             | 4                  | -                |  |
| Union .....              | 15            | 1 049   | 12                 | 241     | 41   | 3                       | 3                  | -                | 7                             | -                  | 2                |  |
| Walthall .....           | 80            | 4 958   | 47                 | 654     | 379  | 10                      | 11                 | 3                | 37                            | 19                 | -                |  |
| Warren .....             | 22            | 1 660   | 11                 | 382     | 134  | 2                       | 3                  | 4                | 7                             | 4                  | 2                |  |
| Washington .....         | 27            | 4 010   | 25                 | 3 001   | 354  | 4                       | 4                  | 5                | 7                             | 3                  | 4                |  |
| Wayne .....              | 20            | 1 965   | 13                 | 319     | 89   | 4                       | 1                  | 1                | 10                            | 4                  | -                |  |
| Webster .....            | 12            | 1 017   | 9                  | 181     | 37   | 3                       | 3                  | 1                | 4                             | 1                  | -                |  |
| Wilkinson .....          | 41            | 9 731   | 14                 | 1 067   | 210  | 17                      | 2                  | 1                | 12                            | 5                  | 4                |  |
| Winston .....            | 39            | 3 237   | 32                 | 497     | 83   | 11                      | 1                  | -                | 15                            | 11                 | 1                |  |
| Yalobusha .....          | 35            | 5 197   | 23                 | 360     | 71   | 8                       | 2                  | 1                | 19                            | 5                  | -                |  |
| Yazoo .....              | 45            | 12 230  | 29                 | 4 792   | 1 379  | 9                       | 5                  | 7                | 15                            | 7                  | 2                |  |
| All other counties ..... | 3             | 39      | 2                  | (D)     | (D)  | -                       | -                  | -                | 3                             | -                  | -                |  |

**Table 33. Farms Operated by Black and Other Races by Tenure: 1987 and 1982**

[For classification of social and ethnic groups, see text. For meaning of abbreviations and symbols, see introductory text.]

| Geographic area          | Full owners |               |                    | Part owners |               |                    | Tenants |               |                    |
|--------------------------|-------------|---------------|--------------------|-------------|---------------|--------------------|---------|---------------|--------------------|
|                          | Number      | Land in farms | Harvested cropland | Number      | Land in farms | Harvested cropland | Number  | Land in farms | Harvested cropland |
| <b>STATE TOTAL</b>       |             |               |                    |             |               |                    |         |               |                    |
| Mississippi .....        | 2 192       | 222 796       | 25 420             | 586         | 119 438       | 50 417             | 255     | 32 658        | 15 159             |
| 1982 .....               | 3 551       | 312 760       | 46 958             | 943         | 156 210       | 73 399             | 337     | 28 670        | 14 757             |
| <b>COUNTIES, 1987</b>    |             |               |                    |             |               |                    |         |               |                    |
| Adams .....              | 23          | 2 382         | 119                | 5           | 821           | 61                 | 4       | 366           | -                  |
| Alcorn .....             | 3           | (D)           | (D)                | -           | -             | -                  | 2       | (D)           | (D)                |
| Amite .....              | 66          | 4 072         | (D)                | 3           | (D)           | (D)                | 2       | (D)           | (D)                |
| Attala .....             | 37          | 3 600         | 363                | 6           | 767           | 57                 | -       | -             | -                  |
| Benton .....             | 13          | (D)           | 1 569              | 9           | 4 424         | 1 368              | 1       | (D)           | -                  |
| Bolivar .....            | 26          | 1 013         | 805                | 34          | 6 932         | 5 250              | 27      | 2 987         | 1 919              |
| Calhoun .....            | 9           | (D)           | (D)                | 3           | 960           | 430                | 1       | (D)           | (D)                |
| Carroll .....            | 41          | 3 543         | (D)                | 6           | (D)           | 556                | 2       | (D)           | (D)                |
| Chickasaw .....          | 33          | 2 928         | 437                | 9           | 1 082         | 255                | 7       | 790           | 496                |
| Choctaw .....            | 9           | (D)           | (D)                | 1           | (D)           | (D)                | 1       | (D)           | -                  |
| Clairborne .....         | 57          | 7 526         | 322                | 4           | 245           | 90                 | 5       | 671           | 31                 |
| Clarke .....             | 23          | 1 142         | (D)                | 2           | (D)           | (D)                | 2       | (D)           | -                  |
| Clay .....               | 47          | 3 275         | (D)                | 18          | (D)           | 1 060              | 1       | (D)           | (D)                |
| Coahoma .....            | 18          | 1 190         | 586                | 4           | 426           | 154                | 7       | 650           | 419                |
| Copiah .....             | 47          | 6 371         | 241                | 6           | (D)           | (D)                | 1       | (D)           | (D)                |
| Covington .....          | 28          | 1 575         | 241                | 8           | (D)           | (D)                | 2       | (D)           | (D)                |
| De Soto .....            | 38          | 1 570         | (D)                | 11          | 1 590         | 377                | 4       | 171           | (D)                |
| Forrest .....            | 8           | 152           | 20                 | 2           | (D)           | (D)                | 1       | (D)           | (D)                |
| Franklin .....           | 7           | (D)           | (D)                | 2           | (D)           | (D)                | -       | -             | -                  |
| George .....             | 4           | 146           | 66                 | -           | -             | -                  | -       | -             | -                  |
| Greene .....             | 4           | (D)           | (D)                | 1           | (D)           | (D)                | -       | -             | -                  |
| Grenada .....            | 14          | 1 783         | 90                 | 5           | 762           | 91                 | 5       | 72            | 27                 |
| Hinds .....              | 99          | 7 575         | 537                | 24          | 3 175         | 333                | 21      | 1 304         | 269                |
| Holmes .....             | 73          | 7 212         | 653                | 14          | 3 832         | 2 029              | 17      | 2 076         | 1 304              |
| Humphreys .....          | 22          | 1 276         | 732                | 24          | 6 892         | 5 024              | 17      | 1 028         | 839                |
| Issaquena .....          | 6           | 340           | 178                | 8           | 958           | 689                | 4       | 186           | 186                |
| Jasper .....             | 32          | 3 520         | 193                | 7           | (D)           | (D)                | 1       | (D)           | (D)                |
| Jefferson .....          | 49          | 5 875         | 172                | 6           | 926           | (D)                | 4       | 168           | (D)                |
| Jefferson Davis .....    | 80          | 8 197         | 1 322              | 13          | (D)           | (D)                | 2       | (D)           | (D)                |
| Jones .....              | 18          | (D)           | 84                 | 8           | 1 104         | 242                | 1       | (D)           | -                  |
| Kemper .....             | 58          | 15 031        | 703                | 18          | 2 218         | (D)                | 3       | 362           | (D)                |
| Lafayette .....          | 35          | 4 925         | 290                | 2           | (D)           | (D)                | 1       | (D)           | (D)                |
| Lauderdale .....         | 25          | 2 093         | 169                | 4           | (D)           | (D)                | 1       | (D)           | (D)                |
| Lawrence .....           | 22          | 1 294         | 127                | 3           | 158           | 49                 | -       | -             | -                  |
| Leake .....              | 35          | 3 338         | 139                | 11          | (D)           | 180                | 1       | (D)           | -                  |
| Lee .....                | 15          | 659           | (D)                | 3           | 169           | (D)                | 1       | (D)           | -                  |
| Leflore .....            | 4           | 276           | 106                | 6           | 4 042         | 3 113              | 5       | 672           | 457                |
| Lincoln .....            | 12          | 948           | (D)                | 3           | (D)           | (D)                | 1       | (D)           | -                  |
| Lowndes .....            | 25          | 3 314         | 429                | 11          | 2 126         | 1 857              | 1       | -             | -                  |
| Madison .....            | 88          | 6 719         | 494                | 15          | 4 086         | 1 486              | 7       | 397           | 57                 |
| Marion .....             | 55          | 4 168         | 380                | 6           | 3 537         | 1 327              | 3       | 100           | 22                 |
| Marshall .....           | 74          | 6 519         | 1 272              | 26          | 5 809         | 1 757              | 12      | 2 127         | 394                |
| Monroe .....             | 23          | (D)           | (D)                | 18          | 2 154         | 1 743              | 2       | (D)           | (D)                |
| Montgomery .....         | 43          | 4 844         | 389                | 2           | (D)           | (D)                | 1       | (D)           | (D)                |
| Neshoba .....            | 16          | 17 808        | 282                | 3           | (D)           | 135                | 2       | (D)           | -                  |
| Newton .....             | 17          | 1 376         | 194                | 7           | (D)           | (D)                | 1       | (D)           | (D)                |
| Noxubee .....            | 34          | 5 017         | 1 829              | 7           | 5 931         | 3 925              | 7       | 1 636         | 819                |
| Oktibbeha .....          | 21          | 1 218         | 229                | 11          | 2 060         | 469                | -       | -             | -                  |
| Panola .....             | 58          | 5 827         | 873                | 12          | 2 338         | (D)                | 7       | 1 197         | (D)                |
| Pearl River .....        | 3           | (D)           | (D)                | 2           | (D)           | (D)                | -       | -             | -                  |
| Perry .....              | 7           | (D)           | 114                | 1           | (D)           | -                  | -       | -             | -                  |
| Pike .....               | 43          | 3 335         | 276                | 6           | (D)           | 53                 | 1       | (D)           | -                  |
| Pontotoc .....           | 9           | 663           | 77                 | 8           | 672           | 347                | 1       | (D)           | -                  |
| Prentiss .....           | 6           | (D)           | (D)                | 1           | (D)           | (D)                | 1       | (D)           | -                  |
| Quitman .....            | 14          | 588           | 286                | 12          | 3 342         | 2 375              | 7       | 1 103         | 338                |
| Rankin .....             | 39          | 3 354         | 179                | 11          | (D)           | 452                | 1       | (D)           | -                  |
| Scott .....              | 62          | 2 832         | 343                | 5           | (D)           | 27                 | 1       | (D)           | -                  |
| Sharkey .....            | 5           | (D)           | (D)                | 4           | 371           | 305                | 2       | (D)           | (D)                |
| Simpson .....            | 47          | 3 416         | 268                | 10          | 1 830         | 164                | 7       | 663           | 27                 |
| Smith .....              | 30          | 3 350         | (D)                | 3           | 352           | (D)                | -       | -             | -                  |
| Stone .....              | 3           | (D)           | (D)                | 2           | (D)           | (D)                | -       | -             | -                  |
| Sunflower .....          | 4           | 502           | 295                | 11          | 2 363         | 1 809              | 7       | 1 806         | 1 500              |
| Tallahatchie .....       | 11          | (D)           | (D)                | 7           | 1 721         | 1 239              | 2       | (D)           | (D)                |
| Tate .....               | 30          | 2 391         | 329                | 12          | 1 876         | 715                | 3       | 255           | 76                 |
| Tippah .....             | 21          | 1 784         | (D)                | 3           | (D)           | 623                | 1       | (D)           | (D)                |
| Tishomingo .....         | 3           | (D)           | (D)                | 2           | (D)           | (D)                | -       | -             | -                  |
| Tunica .....             | 9           | 920           | 595                | 8           | 1 613         | 1 107              | 3       | 288           | 288                |
| Union .....              | 13          | (D)           | (D)                | 2           | (D)           | (D)                | -       | -             | -                  |
| Walthall .....           | 64          | 3 742         | 426                | 16          | 1 216         | 228                | -       | -             | -                  |
| Warren .....             | 21          | (D)           | (D)                | -           | -             | -                  | 1       | (D)           | (D)                |
| Washington .....         | 10          | 493           | 281                | 12          | 3 275         | 2 556              | 5       | 242           | 164                |
| Wayne .....              | 17          | 1 670         | 126                | 3           | 295           | 193                | -       | -             | -                  |
| Webster .....            | 8           | 725           | 106                | 4           | 292           | 75                 | -       | -             | -                  |
| Wilkinson .....          | 32          | (D)           | (D)                | 6           | 3 162         | 560                | 3       | (D)           | (D)                |
| Winston .....            | 35          | 2 351         | 297                | 4           | 886           | 200                | -       | -             | -                  |
| Yalobusha .....          | 25          | 3 760         | 174                | 7           | 854           | (D)                | 3       | 583           | (D)                |
| Yazoo .....              | 23          | 3 561         | 222                | 11          | 2 739         | 788                | 11      | 5 930         | 3 782              |
| All other counties ..... | 4           | 71            | 2                  | 2           | (D)           | (D)                | -       | -             | -                  |

**Table 34. Operators by Selected Racial Groups: 1987 and 1982**

[For meaning of abbreviations and symbols, see introductory text]

| Geographic area          | All farms    |               | Farms with sales of \$10,000 or more <sup>1</sup> |               |
|--------------------------|--------------|---------------|---|---------------|
|                          | Farms        | Land in farms | Farms   | Land in farms |
| <b>BLACK</b>             |              |               |   |               |
| <b>State Total</b>       |              |               |   |               |
| Mississippi .....        | 1987.. 3 016 | 354 404       | 347   | 123 907       |
| .....                    | 1982.. 4 802 | 476 089       | 543   | 144 138       |
| <b>Counties, 1987</b>    |              |               |   |               |
| Adams .....              | 32           | 3 569         | -   | -             |
| Alcorn .....             | 5            | 1 143         | 1   | (D)           |
| Amite .....              | 71           | 6 431         | 1   | (D)           |
| Attala .....             | 42           | (D)           | 2   | (D)           |
| Benton .....             | 23           | 8 464         | 10  | 7 209         |
| Bolivar .....            | 87           | 10 932        | 19  | 6 528         |
| Calhoun .....            | 13           | 2 221         | 3   | 1 261         |
| Carroll .....            | 49           | 6 739         | 6   | 2 161         |
| Chickasaw .....          | 49           | 4 800         | 3   | 608           |
| Choctaw .....            | 11           | 983           | 1   | (D)           |
| Claiborne .....          | 66           | 8 442         | 7   | 2 660         |
| Clarke .....             | 26           | (D)           | 1   | (D)           |
| Clay .....               | 66           | 6 474         | 4   | 920           |
| Coahoma .....            | 29           | 2 266         | 8   | 1 251         |
| Copiah .....             | 54           | 7 644         | 8   | 1 830         |
| Covington .....          | 38           | 2 734         | 2   | (D)           |
| De Soto .....            | 53           | 3 331         | 4   | 260           |
| Forrest .....            | 11           | 642           | 1   | (D)           |
| Franklin .....           | 9            | 824           | 1   | (D)           |
| George .....             | 4            | 146           | -   | -             |
| Greene .....             | 5            | 281           | -   | -             |
| Grenada .....            | 24           | 2 617         | 1   | (D)           |
| Hinds .....              | 143          | (D)           | 11  | 857           |
| Holmes .....             | 104          | 13 120        | 21  | 5 073         |
| Humphreys .....          | 63           | 9 196         | 21  | 7 630         |
| Issaquena .....          | 18           | 1 484         | 2   | (D)           |
| Jasper .....             | 40           | 4 789         | -   | -             |
| Jefferson .....          | 59           | 6 969         | -   | -             |
| Jefferson Davis .....    | 95           | 9 606         | 6   | 1 308         |
| Jones .....              | 27           | 2 075         | 2   | (D)           |
| Kemper .....             | 79           | 17 611        | 7   | 9 381         |
| Lafayette .....          | 38           | 5 932         | 4   | 1 473         |
| Lauderdale .....         | 30           | 2 688         | 1   | (D)           |
| Lawrence .....           | 25           | 1 452         | 3   | 250           |
| Leake .....              | 45           | (D)           | 5   | 1 448         |
| Lee .....                | 18           | 828           | 1   | (D)           |
| Leflore .....            | 15           | 4 990         | 5   | (D)           |
| Lincoln .....            | 16           | 1 426         | 1   | (D)           |
| Lowndes .....            | 36           | 5 440         | 7   | 2 404         |
| Madison .....            | 109          | (D)           | 15  | 4 855         |
| Marion .....             | 64           | 7 805         | 4   | 3 470         |
| Marshall .....           | 112          | 14 455        | 21  | 5 948         |
| Monroe .....             | 43           | 4 135         | 4   | 958           |
| Montgomery .....         | 46           | 5 127         | 2   | (D)           |
| Neshoba .....            | 19           | (D)           | 3   | (D)           |
| Newton .....             | 25           | 2 239         | -   | -             |
| Noxubee .....            | 46           | (D)           | 10  | (D)           |
| Oktibbeha .....          | 32           | 3 278         | 4   | 1 174         |
| Panola .....             | 77           | 9 362         | 9   | 1 923         |
| Pearl River .....        | 3            | (D)           | 1   | (D)           |
| Perry .....              | 7            | (D)           | -   | -             |
| Pike .....               | 49           | (D)           | 1   | (D)           |
| Pontotoc .....           | 17           | 1 335         | 1   | (D)           |
| Prentiss .....           | 8            | 898           | 1   | (D)           |
| Quitman .....            | 33           | 5 033         | 7   | 3 330         |
| Rankin .....             | 51           | 5 370         | 4   | 677           |
| Scott .....              | 68           | 3 705         | 7   | 813           |
| Sharkey .....            | 11           | 589           | 2   | (D)           |
| Simpson .....            | 64           | 5 909         | 6   | 945           |
| Smith .....              | 33           | 3 702         | 3   | 1 195         |
| Stone .....              | 5            | 814           | 1   | (D)           |
| Sunflower .....          | 22           | 4 671         | 9   | 3 553         |
| Tallahatchie .....       | 20           | 2 447         | 4   | 1 538         |
| Tate .....               | 44           | (D)           | 5   | 918           |
| Tippah .....             | 25           | 2 671         | 1   | (D)           |
| Tishomingo .....         | 5            | 121           | -   | -             |
| Tunica .....             | 20           | 2 821         | 4   | 998           |
| Union .....              | 15           | 1 049         | 2   | (D)           |
| Walthall .....           | 80           | 4 958         | 3   | 207           |
| Warren .....             | 22           | 1 660         | 6   | 605           |
| Washington .....         | 27           | 4 010         | 9   | 3 303         |
| Wayne .....              | 20           | 1 965         | 1   | (D)           |
| Webster .....            | 11           | (D)           | 1   | (D)           |
| Wilkinson .....          | 41           | 9 731         | 5   | 5 083         |
| Winston .....            | 39           | 3 237         | 1   | (D)           |
| Yalobusha .....          | 35           | 5 187         | 1   | (D)           |
| Yazoo .....              | 45           | 12 230        | 9   | 7 979         |
| All other counties ..... | 5            | 97            | -   | -             |
| <b>AMERICAN INDIAN</b>   |              |               |   |               |
| <b>State Total</b>       |              |               |   |               |
| Mississippi .....        | 1987.. 13    | 17 512        | 2   | (D)           |
| .....                    | 1982.. 20    | 20 391        | 5   | (D)           |

See footnotes at end of table.



**Table 34. Operators by Selected Racial Groups: 1987 and 1982—Con.**

[For meaning of abbreviations and symbols, see introductory text]

| Geographic area                  | All farms   |               | Farms with sales of \$10,000 or more <sup>1</sup> |               |
|----------------------------------|-------------|---------------|---|---------------|
|                                  | Farms       | Land in farms | Farms   | Land in farms |
| <b>ASIAN OR PACIFIC ISLANDER</b> |             |               |   |               |
| <b>State Total</b>               |             |               |   |               |
| Mississippi .....                | 1987--<br>3 | (D)           | 1   | (D)           |
|                                  | 1982--<br>8 | (D)           | 1   | (D)           |

<sup>1</sup>Data for 1982 exclude abnormal farms.

**Table 35. Operators of Spanish Origin: 1987 and 1982**

[For classification of Spanish origin, see text. For meaning of abbreviations and symbols, see introductory text]

| Geographic area          | All farms    |               | Farms with sales of \$10,000 or more <sup>1</sup> |               |
|--------------------------|--------------|---------------|---|---------------|
|                          | Farms        | Land in farms | Farms   | Land in farms |
| <b>STATE TOTAL</b>       |              |               |   |               |
| Mississippi .....        | 1987--<br>48 | 12 646        | 13  | 9 407         |
|                          | 1982--<br>83 | 27 791        | 18  | 19 816        |
| <b>COUNTIES, 1987</b>    |              |               |   |               |
| Holmes .....             | 4            | (D)           | 1   | (D)           |
| Pearl River .....        | 7            | 524           | 1   | (D)           |
| Walthall .....           | 3            | (D)           | -   | -             |
| All other counties ..... | 34           | 10 057        | 11  | (D)           |

<sup>1</sup>Data for 1982 exclude abnormal farms.

**Table 36. Farms With Grazing Permits: 1987**

[For meaning of abbreviations and symbols, see introductory text]

| Geographic area          | Land in farms |               | Farms by land in farms |                  |                  |                  |                      |                     | Source of permits |                |             |           |
|--------------------------|---------------|---------------|------------------------|------------------|------------------|------------------|----------------------|---------------------|-------------------|----------------|-------------|-----------|
|                          | Farms         | Acres         | Less than 100 acres    | 100 to 259 acres | 260 to 499 acres | 500 to 999 acres | 1,000 to 1,999 acres | 2,000 acres or more | Forest service    | Taylor grazing | Indian land | Other     |
| <b>Mississippi .....</b> | <b>116</b>    | <b>31 958</b> | <b>31</b>              | <b>48</b>        | <b>24</b>        | <b>7</b>         | <b>4</b>             | <b>2</b>            | <b>63</b>         | <b>32</b>      | <b>32</b>   | <b>66</b> |
| Amite .....              | 5             | 3 119         | -                      | 2                | 2                | -                | -                    | 1                   | 2                 | -              | -           | 3         |
| Attala .....             | 3             | 1 383         | -                      | 1                | 1                | 1                | -                    | -                   | 1                 | 1              | -           | 3         |
| Benton .....             | 6             | 2 630         | -                      | 3                | -                | 3                | -                    | -                   | 3                 | 3              | 3           | 6         |
| Carroll .....            | 3             | 1 200         | 1                      | 1                | -                | -                | 1                    | -                   | 2                 | 1              | 1           | 2         |
| Chickasaw .....          | 3             | 1 020         | -                      | -                | 3                | -                | -                    | -                   | 1                 | 1              | 1           | 2         |
| Forrest .....            | 4             | 704           | 1                      | 1                | 2                | -                | -                    | -                   | 4                 | -              | -           | -         |
| Greene .....             | 7             | 1 622         | -                      | 5                | 2                | -                | -                    | -                   | 6                 | -              | -           | 1         |
| Harrison .....           | 6             | 524           | 4                      | 1                | 1                | -                | -                    | -                   | 6                 | -              | -           | 4         |
| Hinds .....              | 4             | 1 047         | 1                      | 2                | -                | 1                | -                    | -                   | -                 | -              | -           | 4         |
| Jefferson Davis .....    | 4             | 809           | -                      | 4                | -                | -                | -                    | -                   | 1                 | 1              | 1           | 3         |
| Kemper .....             | 6             | 1 011         | -                      | 6                | -                | -                | -                    | -                   | 5                 | 3              | 5           | 4         |
| Lincoln .....            | 3             | 323           | 1                      | 2                | -                | -                | -                    | -                   | 1                 | 1              | 1           | 3         |
| Newton .....             | 5             | 681           | 1                      | 4                | -                | -                | -                    | -                   | 3                 | 3              | 3           | 3         |
| Stone .....              | 6             | 610           | 4                      | 1                | 1                | -                | -                    | -                   | 4                 | -              | 1           | 1         |
| Tate .....               | 3             | 365           | -                      | 3                | -                | -                | -                    | -                   | 2                 | 1              | 1           | 2         |
| Wayne .....              | 3             | 318           | 1                      | 2                | -                | -                | -                    | -                   | 3                 | 2              | 2           | 2         |
| All other counties ..... | 45            | 14 592        | 17                     | 10               | 12               | 2                | 3                    | 1                   | 19                | 15             | 12          | 27        |



# APPENDIX A.

## General Explanation

|  | Page |
|--|------|
| DATA COLLECTION .....  | A-1  |
| DATA PROCESSING .....  | A-2  |
| MAJOR DATA CHANGES .....   | A-2  |
| FOLLOW-ON SURVEYS, SPECIAL CENSUSES, AND<br>RELATED PUBLICATIONS ..... | A-2  |
| DEFINITIONS AND EXPLANATIONS .....                                     | A-3  |
| FARMS CLASSIFIED BY SPECIFIED CHARACTERISTICS.....                     | A-9  |

### DATA COLLECTION

#### Method of Enumeration

All agriculture censuses beginning with the 1969 census primarily have used mailout/mailback data collection. Direct enumeration methods, however, continue to be used for the agriculture census in Puerto Rico, Guam, the U.S. Virgin Islands, American Samoa, and the Commonwealth of the Northern Mariana Islands.

#### Mail List

The mail list for the 1987 census was comprised of individuals, businesses, and organizations that could be readily identified as being associated with agriculture. The list was assembled from the records of the 1982 census, administrative records of the Internal Revenue Service (IRS), and the statistical records of the U.S. Department of Agriculture (USDA). In addition, lists of large or specialized operations, such as nurseries and greenhouses, specialty crop farms, poultry farms, fish farms, livestock farms, and cattle feedlot operations, were obtained from State and Federal agencies, trade associations, and similar organizations. Lists of companies having one or more establishments (or locations) producing agricultural products were obtained from the 1982 census and updated using the information from the Standard Statistical Establishment List maintained by the Census Bureau. Exhaustive record linkage, unduplication, and mathematical modeling yielded a final mail list of 4.1 million names and addresses that had a substantial probability of being a farm operation.

#### Report Forms

In 1987, three different report forms were used—a two-page, a four-page, and a six-page form to minimize the reporting burden, particularly for small farms and places less likely to be farms. The six-page sample form and the four-page nonsample form are the same, except sections 23 through 28 have been added to the sample form to obtain supplemental information from a sample of farms.

The information collected in these sections will give the Bureau of the Census a good basis for making estimates of these data for other farms included in the census. The two-page form does not have as many questions or as much detail as the four-page and six-page forms. The four-page form has 11 regional versions and the six-page form has 13 regional versions. Both forms have different crops prelisted. Appendix D contains copies of both the two-page and six-page forms.

The six-page form was mailed to 1,104,000 addressees on the mail list, including all those expected to be large (based on expected sales or acreage) or unique (farms operated by multiestablishment companies or nonprofit organizations), all those in Alaska and Hawaii, and a sample of other addressees. The two-page form was mailed to 906,000 addressees. These were expected to be small farms or less likely to be farms. The four-page form was mailed to the remaining 2,079,000 addressees. Further discussion of the criteria used to determine which form was mailed to an addressee is provided in the Census Sample Design section of appendix C.

#### Initial Mailing

The report forms were mailed in mid-December 1987 to the approximately 4,089,000 individuals, businesses, and organizations on the mail list. The mail packages included a report form, a cover letter with a description of the purposes and uses of the census on the reverse side, an information sheet containing instructions for completing the form, and a postage-paid return envelope. Additional special instructions were included with report forms sent to grazing associations; feedlot operations; institutional organizations; Indian reservations; firms with multiple farm or ranch operations; and producers of poultry under contract, bees and honey, fish, laboratory animals, and nursery and greenhouse crops.

To provide additional help to farmers in completing their reports, copies of an Agriculture Census Guide booklet were sent to vocational agriculture instructors, USDA county offices of the Agriculture Stabilization and Conservation Service, and the Cooperative Extension Service. The Guide contained descriptions and definitions of various items in more detail than the instructions included with each report form. Representatives of the above agencies graciously consented to assist farmers in completing their report forms.

## Followup Procedures

A thank you/reminder card was mailed to those on the mail list in mid-January 1988. Five followup letters, three of which were accompanied by a report form, were sent to nonrespondents at 4-week intervals starting in mid-February and continuing until early June 1988.

Telephone calls were made to all large farms who had not responded. In addition, telephone calls were made to a sample of other nonrespondents in counties that had a response rate of less than 75 percent. A nonresponse adjustment procedure was used to represent the final nonrespondent farms in the census results. A description of this procedure is included in the Census Estimation section of appendix C.

## DATA PROCESSING

Selected report forms were reviewed prior to keying the data. These included reports with attached correspondence and reports with remarks or no positive data on the front page.

The data from each report form were subjected to a detailed item-by-item computer edit. The edit performed comprehensive checks for consistency and reasonableness, corrected erroneous or inconsistent data, supplied missing data based on similar farms within the same county, and assigned farm classification codes necessary for tabulating the data. Substantial computer-generated changes to the data were clerically reviewed and verified.

In the computer edit, farms with sales, acreage, or commodities exceeding specified levels were tested for historical comparability. Key items, such as acreage and sales, were compared for substantial changes between 1982 and 1987. Sizeable historical differences were resolved or verified by telephone, if necessary. Respondents who reported sales or acreage above specified levels on non-sample forms were sent correspondence requesting the additional sample data. Prior to publication, tabulated totals were reviewed by statisticians to identify inconsistencies and potential coverage problems. Comparisons were made with previous census data, estimates published by the USDA, and other available data.

## MAJOR DATA CHANGES

Prior to each agriculture census, the Census Bureau reviews the content of the census forms to eliminate questions no longer needed and to identify new items necessary to meet user needs and to better describe the agricultural situation in our Nation. Data requests are solicited from farmers, farm organizations, land grant colleges and universities, State and federal agencies, and members of the Census Advisory Committee on Agricultural Statistics. Each agency and organization is asked to identify and justify its specific data needs. The following data inquiries were added to the 1987 report form:

- Income from farm-related sources
- Acres under the Conservation Reserve Program
- Payments received for participation in federal farm programs
- Grazing permits by source

Additional data on production expenses were added in 1987:

- Repair and maintenance expenses
- Cash rent
- Property taxes paid
- All other production expenses

The following separate data inquiries were eliminated from the 1987 form:

- Storage capacity for petroleum products
- Number of hired farm and ranch workers
- Value of agricultural products sold directly to individuals for human consumption
- Source of irrigation water
- Tons of commercially mixed feed
- Expenditures for coal, wood, and coke
- Selected machinery items: automobiles, corn heads for combines, and field forage harvesters
- Chinchillas
- Worms
- Tropical and baitfish

## FOLLOW-ON SURVEYS, SPECIAL CENSUSES, AND RELATED PUBLICATIONS

In addition to the 1987 Census of Agriculture for the 50 States, Puerto Rico, Guam, the U.S. Virgin Islands, American Samoa, and the Commonwealth of the Northern Mariana Islands, the census of agriculture program includes the 1988 Farm and Ranch Irrigation Survey, the 1988 Agricultural Economics and Land Ownership Survey, and the 1988 Census of Horticultural Specialties.

The 1988 Farm and Ranch Irrigation Survey provides data on water use by irrigated farms and ranches. Data include: the amount of water applied by crop, method of water distribution, source of water, and energy costs for pumping water. Data from this survey will be published as volume 3, part 1.

The 1988 Agricultural Economics and Land Ownership Survey provides detailed data on debts, expenses, taxes, credits, assets, land ownership, and farm and off-farm income for farm operators. Many of these items, as well as detailed data on landlord characteristics, are being collected from the landlords of the farms involved in the survey. Data from this survey will be published as volume 3, part 2.

The 1988 Census of Horticultural Specialties covers operations growing and selling \$2,000 or more of horticultural products such as greenhouse products, outdoor-grown floricultural products, nursery products, mushrooms, and sod. These data will be published as volume 4.

Additional publications of the 1987 Census of Agriculture data include the Agricultural Atlas of the United States (previously called the Graphic Summary), Coverage Evaluation, Ranking of States and Counties, and Government Payments and Market Value of Agricultural Products Sold.

The Agricultural Atlas of the United States presents the Nation's agriculture graphically illustrated by dot and multicolor pattern maps. The maps provide displays on size and type of farm, land use, farm tenure, market value of products sold, crops harvested, livestock inventories, and other characteristics of farms. This report will be published as volume 2, part 1.

The Coverage Evaluation report provides estimates of the completeness of the 1987 Census of Agriculture for the United States, geographic regions, and selected States and groups of States. Estimates with their associated sample reliability are provided for farms not on the mail list, farms classified as nonfarms, duplicate farms, and non-farms classified as farms. This report will be published as volume 2, part 2.

The Ranking of States and Counties report ranks the leading States and counties for selected items in the 1987 census and provides comparative data from the 1982 census. This report will be published as volume 2, part 3.

A new publication on Government Payments and Market Value of Agricultural Products Sold presents 1987 data for the United States and each State. The U.S. table has a format similar to volume 1, U.S. table 52 and presents summary data by size of farm. This report will be published as volume 2, part 5.

## DEFINITIONS AND EXPLANATIONS

The following definitions and explanations provide a more detailed description of the terms used in this publication than are available in the tables or on the report form. For an exact wording of the questions on the 1987 census report forms and the information sheet which accompanied these forms, see appendix D. Most definitions of terms are the same as those used in earlier censuses. The more important exceptions are also noted here.

**Farms or farms reporting**—The term "farms" or "farms reporting" in the presentation of data denotes the number of farms reporting the item. For example, if there are 3,710 farms in a State and 842 of them had 28,594 cattle and calves, the data for those farms reporting cattle and calves would appear as:

|                    |              |        |
|--------------------|--------------|--------|
| Cattle and calves- | -----farms-- | 842    |
|                    | number--     | 28,594 |

**Land in farms**—The acreage designated in the tables as "land in farms" consists primarily of agricultural land used for crops, pasture, or grazing. It also includes woodland and wasteland not actually under cultivation or used for pasture or grazing, provided it was part of the farm operator's total operations. Large acreages of woodland or wasteland held for nonagricultural purposes were deleted from individual reports during the processing operations. Land in farms includes acres set aside under annual commodity acreage programs as well as acres in the Conservation Reserve Program for places meeting the farm definition.

Land in farms is an operating unit concept and includes land owned and operated as well as land rented from others. Land used rent free was to be reported as land rented from others. All grazing land, except land used under government permits on a per-head basis, was included as "land in farms" provided it was part of a farm or ranch. Land under the exclusive use of a grazing association was to be reported by the grazing association and included as land in farms. All land in Indian reservations used for growing crops or grazing livestock was to be included as land in farms. Land in reservations not reported by individual Indians or non-Indians was to be reported in the name of the cooperative group that used the land. In some instances, an entire Indian reservation was reported as one farm.

**Land area**—The approximate land area of counties and States represents the total land area as determined by records and calculations as of January 1, 1988. These data are updated periodically; however, the acreages shown for 1987 are essentially the same as for 1982. Any differences between the land area for 1987 and 1982 are due to annexations and other changes affecting county boundaries.

**Land in two or more counties**—With few exceptions, the land in each farm was tabulated as being in the operator's principal county. The principal county was defined as the one where the largest value of agricultural products was raised or produced. It was usually the county containing all or the largest proportion of the land in the farm or viewed by the respondent as his/her principal county. For a limited number of Midwest and Western States, this procedure has resulted in the allocation of more land in farms to a county than the total land area of the county. To minimize this distortion, separate reports were required for large farms identified from the 1982 census as having more than one farm unit. Other reports received showing land in more than one county were separated into two or more reports if the data would substantially affect the county totals.

**Value of land and buildings**—Respondents were asked to report their estimate of the current market value of land and buildings owned, rented or leased from others, and rented or leased to others. Market value refers to the value the land and buildings would sell for under current market conditions. If the value of land and buildings was not reported, it was estimated using the average value of land and buildings from a similar farm in the same geographic area.

**Harvested cropland**—This category includes land from which crops were harvested or hay was cut, and land in orchards, citrus groves, vineyards, nurseries, and greenhouses. Land from which two or more crops were harvested was counted only once, even though there was more than one use of the land.

**Cropland used only for pasture or grazing**—This category includes land used only for pasture or grazing that could have been used for crops without additional improvement. Included also was all cropland used for rotation pasture and land in government diversion programs that were pastured. However, cropland that was pastured before or after crops were harvested was to be included as harvested cropland rather than cropland for pasture or grazing.

**Other cropland**—This category includes cropland not harvested and not grazed which was used for cover crops, soil improvement crops, land on which all crops failed, cultivated summer fallow, idle cropland, and land planted in crops that were to be harvested after the census year.

**Total woodland**—This category includes natural or planted woodlots or timber tracts, cutover and deforested land with young growth which has or will have value for wood products, land planted for Christmas tree production, and woodland pastured. Land covered by sagebrush or mesquite was to be reported as other pastureland and rangeland or other land.

**Woodland pastured**—This category includes all woodland used for pasture or grazing during the census year. Woodland or forest land pastured under a per-head grazing permit was not counted as land in farms and therefore, was not included in woodland pastured.

**Cropland in annual commodity acreage adjustment programs**—This category includes land diverted or set aside under the provisions of the Federal Commodity Acreage Program. These data are for the acres of cropland taken out of production by growers of wheat, cotton, rice, corn, sorghum, barley, and oats, and devoted to conservation uses. Information was not obtained as to which crops would have been grown on the acres set aside.

**Cropland in the Conservation Reserve Program (CRP)**—This category includes acres of “highly erodible” cropland taken out of agricultural production and planted to protective cover crops or reforested. The CRP was established through the 1985 Food Security Act and provides for annual rental payments and shared costs of conservation practices through a 10-year contract with the USDA. Appendix B presents data on places with all their cropland enrolled in the Conservation Reserve Program and which were not counted as farms in the 1987 census.

**Irrigated land**—This category includes all land watered by any artificial or controlled means, such as sprinklers, furrows or ditches, and spreader dikes. Included are supplemental, partial, and preplant irrigation. Each acre was to be counted only once regardless of the number of times it was irrigated or harvested.

**Operator**—The term “operator” designates a person who operates a farm, either doing the work or making day-to-day decisions about such things as planting, harvesting, feeding, and marketing. The operator may be the owner, a member of the owner’s household, a hired manager, a tenant, a renter, or a sharecropper. If a person rents land to others or has land worked on shares by others, he/she is considered the operator only of the land which is retained for his/her own operation. For partnerships, only one partner is counted as the operator. If it is not clear which partner is in charge, then the senior or oldest active partner is considered the operator. For census purposes, the number of operators is the same as the number of farms. In some cases, the operator was not the individual named on the address label of the report form, but another family member, a partner, or a hired manager who was actually in charge of the farm operation.

**Operator characteristics**—All operators were asked to report place of residence, principal occupation, days of off-farm work, year in which his/her operation of the farm began, age, race, sex, and Spanish origin. If race, age, sex, and principal occupation were not reported, they were imputed based on information reported by farms with similar acreage, tenure, and value of sales. No imputations were made for nonresponse to place of residence, Spanish origin, off-farm work, or year began operation. Operators of Spanish origin were tabulated by reported race.

**Farm production expenses**—In 1987, additional specific expense items and a category for all other farm production expenses were added to the selected farm production expenses collected in 1982. Consequently, we are publishing total farm production expenses in 1987. The expenses are limited to those incurred in the operation of the farm business. Expenses include the share of the expenditures provided by landlords, contractors, and partners in the operation of the farm business. Property taxes paid by landlords are excluded. Expenditures for nonfarm activities; farm-related activities such as providing custom-work for others, the production and harvest of forest products, and recreational services; and household expenses are excluded. In 1987, as in other recent censuses, operators producing crops, livestock, or poultry under contract often were unable or unwilling to estimate the cost of production inputs furnished by the contractors. As a consequence, extensive estimation was required for contract producers.

**Commercial fertilizer**—The expense for commercial fertilizer is the amount spent on fertilizer during 1987

including the cost of custom application. The cost of custom application was excluded from the 1982 and 1978 data.

**Agricultural chemicals**—These expenses include the cost of all insecticides, herbicides, fungicides, and other pesticides, including the cost of custom application. Data exclude commercial fertilizer purchased. The cost of custom application was excluded from the 1982 and 1978 data. The cost of lime was excluded from the 1987 and 1982 data, but included in 1978.

**Customwork, machine hire, and rental of machinery and equipment**—These expenses include costs incurred for having customwork done on the place and for renting machines to perform agricultural operations. The cost of cotton ginning is excluded. The cost of labor involved in the customwork service is included in the customwork expense. The cost of custom application of fertilizer and chemicals was included in the 1982 and 1978 customwork data, but is included in expenditures for these items in 1987. The cost of hired labor for operating rented or hired machinery is included as a hired farm and ranch labor expense.

**Interest**—In 1987, separate data were collected for interest paid on debts secured by real estate and interest paid on debts not secured by real estate. In 1982, only total interest expenses were collected.

**Market value of agricultural products sold**—This category represents the gross market value before taxes and production expenses of all agricultural products sold or removed from the place in 1987 regardless of who received the payment. It includes sales by the operator as well as the value of any shares received by partners, landlords, contractors, or others associated with the operation. In addition, it includes receipts from placing commodities in the Commodity Credit Corporation (CCC) loan program in 1987. It does not include payments received for participation in federal farm programs nor does it include income from farm-related sources such as customwork and other agricultural services, or income from nonfarm sources.

The value of crops sold in 1987 does not necessarily represent the sales from crops harvested in 1987. Data may include sales from crops produced in earlier years and exclude some crops produced in 1987, but held in storage and not sold. For commodities, such as sugar beets and wool, sold through a co-op which made payments in several installments, respondents were requested to report the total value received in 1987.

The value of agricultural products sold was requested of all operators. If the operator failed to report this information, estimates were made based on the amount of crops harvested, livestock or poultry inventory or number sold. Extensive estimation was required for operators growing crops or livestock under contract.

Caution should be used when comparing sales in 1987 with sales reported in earlier censuses. Sales figures are expressed in current dollars and have not been adjusted for inflation or deflation.

**Government payments**—This category is limited to direct cash or generic commodity certificate (PIK) payments received by the farm operator in 1987. It includes deficiency and diversion payments; wool payments; payments from the Dairy Termination Program, the Conservation Reserve Program, other conservation programs, and all other federal farm programs under which payments were made directly to farm operators.

**Other farm-related income**—The 1987 report form included a new inquiry on income from farm-related sources. These data consist of gross income in 1987 before taxes and expenses from the sales of farm by-products and other sales and services closely related to the principal functions of the farm business. These data are for income producing activities that are primarily a by-product or supplemental to the farm operation. They exclude income from business activities that are separate from the farm business.

**Customwork and other agricultural services**—This income includes gross receipts received by farm operators for providing services for others such as planting, plowing, spraying, and harvesting. Income from customwork and other agricultural services is generally included in the agriculture census if it is closely related to the farming operation. However, it is excluded if it constitutes a separate business or is conducted from another location.

**Rental of farmland**—This income includes gross cash rent or share payments received from renting out farmland; payments received from the lease or sale of allotments for crops such as tobacco; and payments received for livestock pastured on a per-head, per-month, or per-pound basis. It excludes rental income from nonfarm property.

**Sales of forest products**—This income includes gross receipts from the sales of Christmas trees, standing timber, maple products, gum for naval stores, firewood, and other forest products from the farm business. It excludes income from nonfarm timber tracts and sawmill businesses.

**Other farm-related income sources**—This income includes gross receipts from hunting leases, fishing fees, camping, other recreational services, patronage dividends of cooperatives, sales of farm by-products, and other sales and services closely related to the farm business. It excludes income from nonfarm businesses.

**Commodity Credit Corporations loans**—This category includes loans for corn, wheat, soybeans, sorghum, barley, oats, cotton, peanuts, rye, rice, tobacco, and honey.

**Agricultural chemicals used, including fertilizer and lime**—For each type of agricultural chemical, the acres treated were to be reported only once even if the acres were fertilized or limed more than once. If multipurpose chemicals were used, the acres treated for each purpose were to be reported.

**Fish and other aquacultural products**—The raising of fish and other aquacultural products in captivity is included in the agriculture census. Production in salt water is considered not to be in captivity and is excluded from the census.

**Bees and honey**—Bee and honey production was enumerated and tabulated in the county in which the home farm was located even though hives are often moved from farm to farm over a wide geographic area.

**Citrus enumeration**—In the 1987 census, reports for selected citrus caretakers in Arizona, Florida, and Texas were obtained by direct enumeration. A citrus caretaker is an organization or person caring for or managing citrus groves for others. This special enumeration has been used in recent censuses because of the difficulty in identifying and enumerating absentee grove owners who often do not know the information that is needed to adequately complete the census report. Each citrus caretaker was enumerated as a farm operator and requested to complete one report form for all groves cared for and to furnish a list of grove owners' names, addresses, and acres of citrus. The names on the lists were matched to completed grove owners' report forms to eliminate duplication. The caretaker also was requested to inform the grove owner that he had already reported for the citrus under his care and that the grove owner was not to report the citrus again. In the 1987 census, 7 caretakers in Arizona reported 175 grove owners having 12,000 acres of citrus; the 65 caretakers in Florida reported 3,000 grove owners having 170,000 acres of citrus; and 20 caretakers in Texas reported 800 grove owners having 14,500 acres of citrus.

**Crop year or season covered**—Acres and quantity harvested are for the calendar year 1987 except for citrus fruits, avocados, olives; vegetables in Florida; sugarcane in Florida and Texas; and pineapples and coffee in Hawaii.

**Citrus fruits**—The data for Florida relate to the quantity harvested in the September 1986 through July 1987 harvest season, except limes that were harvested in the April 1987 through March 1988 harvest season. The data for Texas relate to the quantity harvested in the September 1986 through May 1987 harvest season. The data for States, other than Florida and Texas, relate to the quantity harvested in the 1986-87 harvest season.

**Avocados**—The data for California relate to the quantity harvested in the November 1986 through November 1987 harvest season and for Florida the April 1987 through March 1988 harvest season.

**Olives**—The data for California relate to the quantity harvested in the September 1986 through March 1987 harvest season.

**Vegetables**—The data for Florida relate to the crop harvested in the September 1986 through August 1987 harvest season.

**Sugarcane for sugar**—The data for Florida relate to the cuttings from November 1986 through April 1987, and for Texas the cuttings from October 1986 through April 1987.

**Pineapples**—The data for Hawaii relate to the quantity harvested in the year ending May 31, 1987.

**Coffee**—The data for Hawaii relate to the 1986-87 crop.

**Acres and quantity harvested**—Crops were reported in whole acres, except for the following crops which were reported in 10ths of acres: Irish potatoes, sweetpotatoes, tobacco, fruit and nut crops including land in orchards, berries, vegetables, and nursery and greenhouse crops; and in Hawaii, taro, ginger root, and lotus root. Totals for crops reported in 10ths of acres were rounded to whole acres at the aggregate level during the tabulation process.

If two or more crops were harvested from the same land during the year, the acres would be counted for each crop. Therefore, the total acres of all crops harvested generally exceeds the acres of cropland harvested. An exception to this procedure is hay crops. When more than one cutting of hay was taken from the same acres, the acres are counted only once but the quantity harvested includes all cuttings. However, hay cut for both dry hay and green chop or silage would be reported for each applicable crop. For interplanted crops or "skip-row" crops, acres were to be reported according to the portion of the field occupied by each crop.

If a crop was planted but not harvested, the acres were not to be reported as harvested. These acres were to be reported in the "land use" section under the appropriate cropland items—cropland used only for pasture or grazing, cropland used for cover crops, cropland on which all crops failed, or cropland idle.

Corn and sorghum hogged or grazed were to be reported as "cropland harvested" and not as "cropland used only for pasture or grazing." Crop residue left in fields and later hogged or grazed was not reported as cropland pasture.

Quantity harvested was not obtained for crops such as vegetables; nursery and greenhouse crops; corn cut for dry fodder, hogged or grazed; and sorghum, hogged or grazed.

Acres of land in bearing and nonbearing fruit orchards, citrus or other groves, vineyards, and nut trees were to be reported as harvested cropland regardless of whether the crop was harvested or failed. However, abandoned orchards were to be reported as cropland idle, not as harvested cropland and the individual abandoned orchard crop acres were not to be reported.



**Land in orchards**—This category includes land in bearing and nonbearing fruit trees, citrus or other groves, vineyards, and nut trees of all ages, including land on which all fruit crops failed. Respondents were instructed not to report abandoned plantings and plantings of less than 20 total fruit, citrus, or nut trees, or grapevines.

**Crop units of measure**—The regional report forms allowed the operator to report the quantity of field crops harvested in a unit of measure commonly used in the region. When the operator reported in a unit of measure different than the unit of measure published, the quantity harvested was converted to the published unit of measure.

Grapes could be reported in dry weight or fresh weight; plums and prunes in fresh weight, or prunes in dry weight; and in Hawaii, coffee in pounds parchment or pounds cherry, and macadamia nuts in pounds husked, unshelled or pounds shelled. For other fruit and nut crops and citrus, the operator was given a choice of units of measure of pounds, tons, or boxes. The quantity harvested for these crops is published in pounds.

**Write-in crops**—To reduce the length of the report form, only the major crops for the region were prelisted. For other crops, the respondent was requested to look at a list of crops in each section and write in the crop name and its code. For crops that had no individual code listed on the report form, the respondent was to write in the crop name and code the crop into the appropriate "all other" category for that section. Write-in crops coded as "all other" were reviewed and assigned a specific code when possible. Crops not assigned a specific code were left in the appropriate "all other" category.

In some cases, the reviewers were unable to determine the specific crop reported by the respondent because of incomplete or generalized crop names. To ensure proper coding, most of these respondents were telephoned. Reports for those not telephoned were changed on the basis of other reports for the area.

**Misreported or miscoded crops**—In a few instances, tabulated data may be inaccurate because respondents misunderstood or misinterpreted questions on the report form. Data may have been reported on the wrong line or in the wrong section, or the wrong crop code may have been placed beside the name of a write-in crop. Some of these errors as well as some keying errors may not have been identified during processing and therefore, were not corrected. Reports with significant acres of unusual crops for the area were examined to minimize the possibility that they were in error.

## "See text" References

Items in the tables which carry the note "See text" are explained or defined in this section.

**Data are based on a sample of farms**—For 1987, 1982, and 1978, selected data were collected from only a sample of farms. These data are subject to sampling error. For 1987, the six-page sample form was mailed to all large and specialized farms (based on expected sales, acres, or standard industrial classification), all farms in Alaska and Hawaii, and approximately 17 percent of all other farms. Sample sections 23 through 28 of the 1987 census forms included inquiries on production expenses, commercial fertilizer and lime, chemicals, machinery and equipment, value of land and buildings, and income from farm-related sources. Estimates of the reliability of county totals for selected items are shown in table F of appendix C.

**Operators of Spanish origin**—No imputation was made for those not responding to the question on Spanish origin.

**Farms operated by Black and other races**—This category includes Blacks, American Indians, Asian and Pacific Islanders, and all other racial groups other than White.

**All other races**—This category is primarily limited to persons native to or of ancestry from Mexico, the Caribbean, and Central and South America.

**Total sales**—This item represents the gross market value of all agricultural products sold before taxes and expenses in the census year including livestock, poultry, and their products; and crops, including nursery crops and hay. Respondents were asked to include landlords' and contractors' shares. The value of commodities placed in CCC loans are included as sold. In 1987, all farms including abnormal farms were tabulated by size based on reported sales. In 1982 and 1978, abnormal farms were included in the total sales figure, but excluded from the detailed size breakdowns. Abnormal farms include institutional farms, experimental and research farms, and Indian reservations.

**Farms with sales of less than \$1,000**—This category includes all farms with actual sales of less than \$1,000, but having the production potential for sales of \$1,000 or more. These farms normally could be expected to sell \$1,000 or more of agricultural products.

**Net cash return from agricultural sales for the farm unit**—This category is derived by subtracting total operating expenditures from the gross market value of agricultural products sold. Depreciation and the change in inventory values are excluded from expenditures. Production expenditures may be understated on part owner and tenant farms because property taxes paid by landlords are excluded. Other landlord expenditures, such as insurance or rent paid, which are not readily known to renters may also be omitted or understated. Gross sales include sales by the operator as well as the share of sales received by

partners, landlords, and contractors. Consequently, the net cash return is that of the farm unit rather than the net farm income of the operator.

**Other livestock and livestock products**—This category includes all livestock and livestock products not listed separately.

**Value of livestock and poultry on farms**—Data for the value of livestock and poultry on farms were obtained by multiplying the inventory of each major age and sex group by State average prices. The State average prices for cattle, hogs, sheep, Angora goats, hens and pullets of laying age, and turkeys were obtained primarily from data published by the National Agricultural Statistics Service, USDA. Prices applied to other livestock and poultry were census-derived averages based primarily on reported value of sales in the census.

**Poultry hatched**—This category includes all poultry hatched on the place during the year and placed or sold. Incubator egg capacity on December 31, 1987, is tabulated under the column heading "Inventory" and the number of poultry hatched and placed or sold is under the heading "Sales."

**Hay—alfalfa, other tame, small grain, wild, grass silage, green chop, etc.**—Data shown for hay represent all hay crops, including grass silage, haylage, and hay crops cut and fed green (green chop). In production data, dry tons represent dry tonnage for the various hay categories and dry weight equivalents for grass silage and hay cut and fed green. The conversion used was 3 tons of green weight to 1 ton of dry weight.

**Tame hay other than alfalfa, small grain, and wild hay**—Data shown represent dry tons of hay harvested from clover, lespedeza, timothy, Bermuda grass, Sudan grass, and other types of legume and tame grasses.

**Grapes**—Farm operators were given the option of reporting the quantity of grapes harvested in dry weight or fresh weight. For publication purposes, all quantities of grapes harvested have been converted to pounds of fresh weight. The conversion used was 4 pounds fresh weight to 1 pound dry weight.

**Plums and prunes**—Farm operators were given the option of reporting the quantity of plums and prunes harvested in dry weight or fresh weight. For publication purposes, all quantities of plums and prunes harvested have been converted to pounds of fresh weight. The conversion used was 3 pounds fresh weight to 1 pound dry weight.

**Cherries**—For 1987, cherries were reported as "sweet cherries," "tart cherries," or "cherries" depending on the regional form the respondent completed. On regional

forms for States where cherries are an important fruit crop, "sweet cherries" and "tart cherries" were listed separately. On the other regional forms, either "cherries" were listed or could be written in. For publication purposes, "cherries, total" could be shown along with the individual breakdown of "sweet cherries," "tart cherries," or "cherries, not specified." "Cherries, not specified" is used to account for cherries where the "sweet" and "tart" breakdown was not asked or where respondents wrote in "cherries" but did not specify or code the kind of cherry. All the individual cherry items may not be shown. Data for "sweet cherries," "tart cherries," and "cherries, not specified" are not available for 1982.

**Other fruits and nuts**—Data shown for other fruits and nuts relate to any fruits and nuts not having a specific code on the 1987 report form.

**Land used for vegetables**—Data are for the total land used for vegetable crops. The acres are reported only once, even though two or more harvests of a vegetable or more than one vegetable were harvested from the same acres.

**Vegetables harvested for sale**—The acres of vegetables harvested is the summation of the acres of individual vegetables harvested. All of the individual vegetable items may not be shown.

**Nursery and greenhouse crops grown for sale**—These data are a summation of the individual items reported. All of the individual items may not be shown.

**Nursery, floriculture, vegetable and flower seed crops, sod, etc., grown in the open, irrigated**—Data refer to farms reporting irrigated nursery, floriculture, vegetable and flower seeds, sod, bedding plants, etc., grown in the open.

**Other grains**—These data are for the total market value of other grains sold including dry edible beans, dry lima beans, buckwheat, dry southern peas (cowpeas), emmer and spelt, flaxseed, mixed grains, lentils, mustard seed, dry edible peas, popcorn, proso millet, rice, rye for grain, safflower, sunflower seed, triticale, and wild rice.

**Value of crop production**—This item represents the estimated value of all crops harvested during the 1987 crop year. Data for the value of crops harvested were obtained by multiplying the average estimated value per unit by the reported acres or quantity harvested. Generally, harvested units of production (pounds, bushels, bales, etc.) were multiplied by State estimates of prices per unit. If only acres harvested were reported, State estimates for value of production per acre were used. The State average production price and production value per acre used in these calculations were obtained usually from publications of the National Agricultural Statistics Service, USDA. When

USDA estimates were not available, Bureau of the Census statisticians made estimates using available sources such as data from adjacent States, respondent report forms, county extension agents, and other persons knowledgeable about specific crops.

## FARMS CLASSIFIED BY SPECIFIED CHARACTERISTICS

State tables 48 through 53 present detailed 1987 data for all farms classified by specified characteristics—tenure of operator, type of organization, age and principal occupation of operator, size of farm (acres), value of agricultural products sold, and standard industrial classification. Other tables include data classified by value of sales groups or other characteristics of the farm or the operator.

**Farms by value of agricultural products sold or value of sales**— In 1987, all farms were tabulated by size based on reported sales. In 1982 and earlier censuses, abnormal farms were not tabulated based on sales size. In the tables on market value of agricultural products sold, the sales of abnormal farms in 1982 and earlier censuses were included in the total sales figure, but excluded from the detailed size categories. Abnormal farms included institutional farms, experimental and research farms, and Indian reservations. The category “farms with sales of less than \$1,000” included all farms with actual sales of less than \$1,000 but having the production potential for sales of \$1,000 or more. These farms normally could be expected to sell \$1,000 or more of agricultural products.

The sales size categories used in this report are consistent with the standard business size categories issued by Office of Management and Budget (OMB) in 1982. In State table 52, data are presented for four sales size categories between \$10,000 and \$49,999. This provides users with bridge data under both the OMB and the 1978 census classifications. For the 1992 census, data will be presented only for the OMB sales size categories of \$10,000 to \$24,999 and \$25,000 to \$49,999.

**Abnormal farms**—This category includes institutional farms, experimental and research farms, and Indian reservations. Institutional farms include those operated by hospitals, penitentiaries, churches, schools, grazing associations, and government agencies. In 1987 and 1982, nongovernmental units such as church farms and Future Farmers of America camps were classified as abnormal farms only when 50 percent or more of their products produced and intended for human consumption were utilized by the organization.

**Farms by tenure of operator**—The classifications of tenure used in the 1987 census were:

**Full owners**, who operate only land they own.

**Part owners**, who operate land they own and also land they rent from others.

**Tenants**, who operate only land they rent from others or work on shares for others.

**Farms by type of organization**—All farms were classified by type of organization in the 1987 census. The classifications used were:

**Individual or family (sole proprietorship)**, excluding partnership and corporation.

**Partnership**, including family partnership.

**Corporation**, including family corporation.

**Other, cooperative, estate or trust, institutional, etc.**

Corporations were subclassified by two additional characteristics into:

1. Family held  
Other than family held
2. More than 10 stockholders  
10 or less stockholders

**Farms by age and principal occupation of operator**—Data on age and principal occupation were requested from all operators in 1987. The principal occupation classifications used were:

**Farming**—The operator spent 50 percent or more of his/her worktime in 1987 in farming or ranching.

**Other**—The operator spent more than 50 percent of his/her worktime in 1987 in occupations other than farming or ranching.

**Farms by size**—All farms were classified into selected size groups according to the total land area in the farm. The land area of a farm is an operating unit concept and includes land owned and operated as well as land rented from others. Land rented to or assigned to a tenant was considered the tenant's farm and not the owner's.

**Farms by standard industrial classification**—In 1987, all agricultural production establishments (farms, ranches, nurseries, greenhouses, etc.) were classified by type of activity using the standard industrial classification (SIC) system. These classifications, found in the 1987 SIC Manual<sup>1</sup>, are used to promote uniformity and comparability in the presentation of statistical data collected by various agencies.

<sup>1</sup>Standard Industrial Classification Manual: 1987. For sale by Superintendent of Documents, U.S. Government Printing Office, Washington, DC 20402. Stock No. 041-001-003-14-2.

An establishment primarily engaged in crop production (major group 01) or production of livestock and animal specialties (major group 02) is classified in the four-digit industry and three-digit industry group which accounts for 50 percent or more of the total value of sales of its agricultural products. If the total value of sales of agricultural products of an establishment is less than 50 percent from a single four-digit industry, but 50 percent or more from the products of two or more four-digit industries within the same three-digit industry group, the establishment is classified in the miscellaneous industry of that industry group. Otherwise, it is classified as a general crop farm in industry 0191 or a general livestock farm in industry 0291. Establishments that derive 50 percent or more of the value of sales from horticultural specialties of industry group 018 are classified in industry 0181 or 0182 according to their primary activity.

Characteristics of all farms by selected SIC groupings are shown in State tables 18 and 53. The SIC groupings shown in State table 53, together with the associated products (value of sales representing 50 percent or more of the value of agricultural products sold during the year) on which the classification is based, are as follows:

**Cash grains (011)**—Wheat, rice, corn, soybeans, barley, buckwheat, cowpeas, dry field and seed beans and peas, flaxseed, lentils, milo, mustard seed, oats, popcorn, rye, safflower, sorghum, sunflowers, and other small grains.

**Cotton (0131)**—Cotton and cottonseed.

**Tobacco (0132)**—Tobacco.

**Sugarcane, sugar beets, Irish potatoes, hay, peanuts, and other field crops (0133, 0134, 0139)**—Sugarcane, sugar beets, Irish potatoes, alfalfa, broomcorn, clover, grass seed, hay, hops, mint, peanuts, sweetpotatoes, timothy, and yams.

**Vegetables and melons (016)**—Vegetables and melons grown in the open.

**Fruits and tree nuts (017)**—Berries, grapes, tree nuts, citrus fruits, deciduous tree fruits, avocados, bananas, coffee, dates, figs, olives, pineapples, and tropical fruit.

**Horticultural specialties (018)**—Bedding plants, bulbs, florists' greens, flower and vegetable seeds, flowers, foliage, fruit stocks, nursery stock, ornamental plants, shrubberies, sod, mushrooms, and vegetables grown under cover.

**General farms, primarily crops (019)**—Crops, including horticultural specialties, but less than 50 percent of sales from any single three-digit industry group.

**Livestock, except dairy, poultry, and animal specialties (021)**—Cattle, calves, hogs, sheep, goats, goat's milk, mohair, and wool.

**Beef cattle, except feedlots (0212)**—Production or feeding of beef cattle, except feedlots.

**Dairy farms (024)**—Production of cows' milk and other dairy products and raising of dairy heifer replacements.

**Poultry and eggs (025)**—Chickens, chicken eggs, turkeys, ducks, geese, pheasants, pigeons, quail, and squab.

**Animal specialties (027)**—Fur-bearing animals, rabbits, horses, ponies, bees, fish in captivity except fish hatcheries, worms, and laboratory animals.

**General farms, primarily livestock and animal specialties (029)**—Livestock and animal specialties and their products, but less than 50 percent of sales from any single three-digit industry group.

The SIC manual was revised for 1987. Animal aquaculture (0273) was established as a new industry and horticultural specialties, not elsewhere classified (0189) was deleted.

# APPENDIX B.

## Places With All Cropland in the Conservation Reserve Program

The Food Security Act of 1985 established the Conservation Reserve Program (CRP). This program provides annual payments for highly erodible cropland enrolled in the program and meeting its conservation requirements. It also requires that the land be taken out of agricultural production for 10 years.

The 1987 Census of Agriculture includes Conservation Reserve acreage as land in farms on operations that meet the census farm definition. For census purposes, a farm is any place from which agricultural products of \$1,000 or more were produced and sold or normally would have been sold during the census year. Operations which placed all of their cropland in the CRP and did not otherwise meet the farm definition based upon sales, livestock inventories, planted crops, or other criteria for potential sales were not included as farms in the census tabulations.

The following table provides CRP data for places not meeting the census farm definition ("whole farm" CRP places). It also contains separate but corresponding CRP data for farms included in the census tabulations. In addition to State data, detailed county data are presented for counties with three or more "whole farm" CRP places reported. For counties with less than three "whole farm" CRP places reported, their data are combined and reported in "all other counties."

The data for "whole farm" CRP places are not complete for all counties. The census mail list was developed from sources which indicated the farm had agricultural production activity. It was not designed to cover all "whole farm" CRP places. Therefore, the data for these places are limited to what was reported in the census and have not been adjusted to account for nonresponse, incomplete coverage, and reporting errors.

### Land in Conservation Reserve Program: 1987

[For meaning of abbreviations and symbols, see introductory text]

| Geographic area          | Agricultural places excluded by farm definition with acres in the CRP |                        |                     | Farms with acres in the CRP |                         |                     |
|--------------------------|---|------------------------|---------------------|-----------------------------|-------------------------|---------------------|
|                          | Number  | Land in places (acres) | Land in CRP (acres) | Number                      | Land in farms * (acres) | Land in CRP (acres) |
| <b>Mississippi</b> ..... | <b>514</b>  | <b>123 004</b>         | <b>43 671</b>       | <b>1 391</b>                | <b>897 768</b>          | <b>131 462</b>      |
| Adams .....              | 5   | 3 610                  | 710                 | 8                           | 7 014                   | 725                 |
| Alcorn .....             | 17  | 2 499                  | 531                 | 32                          | 5 883                   | 1 170               |
| Amite .....              | 16  | 3 828                  | 1 225               | 24                          | 23 042                  | 3 381               |
| Attala .....             | 8   | 1 807                  | 664                 | 23                          | 16 217                  | 1 488               |
| Benton .....             | 3   | 216                    | 53                  | 8                           | 3 358                   | 191                 |
| Bolivar .....            | 3   | 1 393                  | 93                  | 6                           | 4 439                   | 755                 |
| Calhoun .....            | 6   | 549                    | 154                 | 24                          | 12 968                  | 1 660               |
| Carroll .....            | 11  | 4 041                  | 1 969               | 22                          | 15 056                  | 2 408               |
| Chickasaw .....          | 18  | 4 709                  | 2 375               | 49                          | 28 361                  | 7 616               |
| Choctaw .....            | 5   | 823                    | 305                 | 11                          | 3 063                   | 475                 |
| Claiborne .....          | 5   | 2 070                  | 776                 | 17                          | 21 822                  | 3 875               |
| Clarke .....             | 3   | 105                    | 49                  | 10                          | 3 744                   | 538                 |
| Clay .....               | 7   | 1 201                  | 300                 | 29                          | 18 151                  | 3 907               |
| Copiah .....             | 6   | 1 053                  | 205                 | 23                          | 17 360                  | 4 126               |
| Covington .....          | 11  | 2 279                  | 1 145               | 24                          | 10 627                  | 1 586               |
| Forrest .....            | 8   | 1 828                  | 613                 | 10                          | 3 125                   | 515                 |
| Franklin .....           | 4   | 1 275                  | 179                 | 1                           | (D)                     | (D)                 |
| George .....             | 4   | 486                    | 175                 | 12                          | 2 069                   | 263                 |
| Grenada .....            | 8   | 1 530                  | 780                 | 12                          | 6 523                   | 693                 |
| Hinds .....              | 15  | 3 613                  | 1 707               | 37                          | 46 044                  | 5 919               |
| Holmes .....             | 5   | 4 158                  | 1 575               | 30                          | 40 211                  | 2 659               |
| Itawamba .....           | 11  | 3 708                  | 390                 | 22                          | 6 044                   | 568                 |
| Jasper .....             | 11  | 1 641                  | 770                 | 35                          | 12 040                  | 2 916               |
| Jefferson .....          | 4   | 3 062                  | 259                 | 12                          | 9 511                   | 496                 |
| Jefferson Davis .....    | 5   | 594                    | 294                 | 17                          | 5 140                   | 1 566               |
| Jones .....              | 5   | 4 804                  | 571                 | 11                          | 3 700                   | 986                 |
| Lamar .....              | 7   | 929                    | 630                 | 9                           | 8 464                   | 466                 |
| Lawrence .....           | 3   | 669                    | 103                 | 4                           | 640                     | 66                  |
| Leake .....              | 5   | 853                    | 348                 | 12                          | 3 773                   | 578                 |
| Lee .....                | 8   | 959                    | 462                 | 19                          | 6 314                   | 1 031               |
| Lincoln .....            | 9   | 2 161                  | 870                 | 20                          | 7 350                   | 1 237               |
| Lowndes .....            | 10  | 2 383                  | 904                 | 35                          | 31 699                  | 6 290               |
| Madison .....            | 13  | 2 949                  | 1 566               | 34                          | 24 897                  | 6 139               |
| Marion .....             | 4   | 346                    | 98                  | 13                          | 3 791                   | (D)                 |
| Monroe .....             | 14  | 8 163                  | 4 612               | 30                          | 22 299                  | 2 480               |
| Montgomery .....         | 3   | 407                    | 161                 | 7                           | 7 214                   | 186                 |
| Neshoba .....            | 7   | 706                    | 257                 | 18                          | 5 520                   | 618                 |
| Newton .....             | 5   | 522                    | 195                 | 16                          | 12 466                  | (D)                 |
| Noxubee .....            | 10  | 3 995                  | 1 238               | 42                          | 47 320                  | 6 931               |
| Panola .....             | 10  | 3 764                  | 1 930               | 25                          | 28 685                  | 2 625               |
| Pearl River .....        | 4   | 594                    | 352                 | 6                           | 4 531                   | (D)                 |
| Perry .....              | 7   | 1 591                  | 590                 | 17                          | 4 811                   | 1 302               |
| Pike .....               | 4   | 870                    | 191                 | 12                          | 2 346                   | 217                 |
| Pontotoc .....           | 24  | 4 006                  | 1 816               | 50                          | 15 242                  | 3 503               |
| Prentiss .....           | 21  | 2 778                  | 796                 | 48                          | 13 262                  | 1 752               |
| Rankin .....             | 4   | 991                    | 351                 | 4                           | 3 213                   | 613                 |
| Scott .....              | 5   | 2 390                  | 737                 | 20                          | 15 802                  | 3 251               |
| Simpson .....            | 12  | 2 339                  | 618                 | 17                          | 9 830                   | 982                 |

# Land in Conservation Reserve Program: 1987—Con.

[For meaning of abbreviations and symbols, see introductory text]

| Geographic area          | Agricultural places excluded by farm definition with acres in the CRP |                        |                     | Farms with acres in the CRP |                       |                     |
|--------------------------|---|------------------------|---------------------|-----------------------------|-----------------------|---------------------|
|                          | Number  | Land in places (acres) | Land in CRP (acres) | Number                      | Land in farms (acres) | Land in CRP (acres) |
| Smith .....              | 4   | 1 596                  | 190                 | 17                          | 5 155                 | (D)                 |
| Stone .....              | 3   | 1 640                  | 272                 | 5                           | 1 344                 | (D)                 |
| Tallahatchie .....       | 7   | 872                    | 446                 | 23                          | 19 043                | 3 063               |
| Tate .....               | 5   | 505                    | 184                 | 9                           | 9 459                 | 790                 |
| Tippah .....             | 17  | 1 368                  | 448                 | 50                          | 21 359                | 3 051               |
| Tishomingo .....         | 10  | 1 273                  | 518                 | 5                           | 1 567                 | 233                 |
| Union .....              | 12  | 1 169                  | 392                 | 34                          | 10 537                | 1 284               |
| Walthall .....           | 8   | 1 328                  | 569                 | 24                          | 15 028                | 2 309               |
| Webster .....            | 12  | 1 352                  | 651                 | 25                          | 10 116                | 1 301               |
| Wilkinson .....          | 7   | 3 837                  | 1 025               | 13                          | 11 254                | (D)                 |
| Winston .....            | 11  | 1 419                  | 571                 | 23                          | 13 223                | 2 861               |
| Yaobusha .....           | 6   | 623                    | 179                 | 30                          | 11 945                | 1 481               |
| Yazoo .....              | 3   | 549                    | 263                 | 28                          | 26 523                | 2 523               |
| All other counties ..... | 16  | 4 226                  | 1 271               | 136                         | (D)                   | 16 170              |

# APPENDIX C.

## Statistical Methodology

|   | Page |
|---|------|
| MAIL LIST MODEL .....                                     | C-1  |
| CENSUS SAMPLE DESIGN .....                                | C-1  |
| CENSUS ESTIMATION .....                                   | C-1  |
| CENSUS SAMPLING ERROR .....                               | C-3  |
| CENSUS NONSAMPLING ERROR .....                            | C-5  |
| EDITING DATA AND IMPUTATION FOR ITEM<br>NONRESPONSE ..... | C-6  |

**TABLES:**

- A. PERCENT OF STATE TOTALS CONTRIBUTED BY  
WHOLE FARM NONRESPONSE ESTIMATION: 1987
- B. RELIABILITY ESTIMATES FOR NUMBER OF FARMS IN  
A COUNTY REPORTING A COMPLETE COUNT ITEM:  
1987
- C. RELIABILITY ESTIMATES FOR NUMBER OF FARMS IN  
A COUNTY REPORTING A SAMPLE ITEM: 1987
- D. RELIABILITY ESTIMATES OF STATE TOTALS: 1987
- E. RELIABILITY ESTIMATES OF PERCENT CHANGE IN  
STATE TOTALS: 1982 TO 1987
- F. RELIABILITY ESTIMATES OF COUNTY TOTALS: 1987
- G. STATE COVERAGE EVALUATION ESTIMATES OF  
FARMS NOT ON THE MAIL LIST: 1987

### MAIL LIST MODEL

A statistical discriminant model was developed to predict the probability that a mail list addressee operated a farm. The model was used to identify the 4.1 million records from the preliminary census mail list of 6.0 million records that would receive a census of agriculture report form. Records from the 1982 census mail list were used to build the model. Record characteristics such as the source of the mail list record (see appendix A for a description of record sources), number of source lists on which the record appeared, expected value of agricultural sales, and geographic location were used to separate mail list records into model groups. The proportion of 1982 census farm records in each group was calculated to provide an estimate of the probability that an addressee in the group operated a farm.

Using these same group definitions, the 1987 census mail list records were separated into groups, each with an associated estimate of farm probability from the model. The 4.1 million mail list records in groups with the largest estimate of farm probability were selected to receive the census report form. A large percentage of the 1.9 million records that were dropped from the 6.0 million preliminary census mail list were nonfarm records from the previous census. This procedure was used to obtain a more complete census enumeration without excessive respondent burden and data collection cost.

### CENSUS SAMPLE DESIGN

Each of the 4.1 million name and address records on the census mail list was designated to receive one of three different types of census report forms. The three forms were the nonsample census form (a four-page form), the sample form (a six-page form), and the short form (a two-page form). Sections 1 through 22 of the sample form were identical to sections on the nonsample census form. However, the sample form contained additional sections on farm production expenditures, usage of fertilizers and insecticides, value of machinery and equipment, value of land and buildings, and farm-related income. The short form contained abbreviated versions of the sections on the nonsample census form. These three different forms were used to reduce the response burden of the census, while providing quality information on a large number of data items at the county level.

The sample form was mailed to all mail list records in Alaska and Hawaii and to a sample of records in other States identified when the mail list was constructed. Addresses were selected into the sample with certainty if they were expected to have large total values of agricultural products sold or large acreage, if they were firms with two or more farms, or if they had other special characteristics. When a nonsample large farm was identified during processing, a supplemental form that contained the additional data inquiries was mailed. All farms in counties with less than 100 farms in 1982 were included in the sample with certainty; counties containing 100 to 199 farms in 1982 were systematically sampled at a rate of 1 in 2; and counties containing 200 or more farms in 1982 were systematically sampled at a rate of 1 in 6. This differential sample scheme was used to provide reliable data for sections 23 through 28 of the report form for all counties.

To determine which mail list records would receive the short form, all mail list records not designated for the sample were sorted into model groups according to farm probability as specified by the mail list model. The 906,000 mail list records in the model groups with the lowest probability of being farms and with an expected total value of agricultural product sales less than \$20,000 were designated to receive the short form. The remaining mail list records were selected to receive the nonsample census form.

### CENSUS ESTIMATION

The 1987 Census of Agriculture used two types of statistical estimation procedures. These estimation

procedures accounted both for nonresponse to the data collection and for the sample data collection. These procedures are used because some farm operators never respond to the census despite numerous attempts to contact them, and not all farm operators are requested to provide the sample data items.

### Whole Farm Nonresponse Estimation

A statistical estimation procedure was used to account for the census farms among mail list nonrespondents that were not designated for telephone followup. A stratified systematic sample of eligible census nonrespondents were mailed a simplified report form. Five sample strata were defined based on form type, expected value of sales, and previous census status. The report form was designed to provide sufficient information to determine farm status. Additional mail and telephone contacts were made to survey nonrespondents to obtain sufficient response for survey estimates.

Estimates of the proportion of census nonrespondents that operated farms were made for each stratum in the State using survey results and applied to the total number of census nonrespondents in that stratum. A synthetic estimation procedure was used to estimate the number of census nonrespondents that operated farms for each county by stratum. This estimation procedure is based on the assumption that the distribution of farms in a stratum by county is the same for census nonrespondents as for census respondents.

Within each stratum in a county, a noninteger nonresponse weight was calculated and assigned to each eligible respondent farm record. The procedure used for calculating the nonresponse weight assumed the eligible census respondents and the nonrespondent farm operations in a county had similar characteristics within each stratum. The noninteger nonresponse weight was the ratio of the sum of the estimated number of nonrespondent farms (using nonresponse survey results) and the number of eligible census respondent farms to the number of eligible census respondent farms. Stratum controls were established to ensure that this weight was never greater than 2.0. The noninteger nonresponse weight was used in the estimation of the final weight for the sample items. It was randomly rounded to an integer weight of either 1 or 2 for each record for tabulating the complete count items.

The procedure assumed that we obtain complete response from large and unique farm operations because these cases received intensive telephone followup during census processing. In situations where addressees could not be contacted by telephone or refused to cooperate, secondary sources such as Agricultural Stabilization and Conservation Service offices or county extension agents were asked to provide information as to whether or not the addressee had agricultural activities. Data from previous census reports for the specific addressee, in conjunction with other information, were used to complete the census report form.

Table A quantifies the effect of the nonresponse estimation procedure on selected census data items. The percentage of the census value contributed by nonresponse estimation as provided in this table indicates the potential for bias in published figures resulting from this procedure. The estimates provided in these tables do not reflect the effect of nonresponse to individual data items on respondents' census report forms. The effect of this item nonresponse is discussed further under Census Non-sampling Error.

Table A. **Percent of State Totals Contributed by Whole Farm Nonresponse Estimation: 1987**

| Item  | Percent of total |
|---|------------------|
| Farms -----number--                                     | 13.9             |
| Land in farms -----acres--                              | 7.8              |
| Value of land and buildings ------\$1,000--             | 7.7              |
| Market value of agricultural products sold ---\$1,000-- | 2.8              |
| Harvested cropland -----acres--                         | 5.2              |
| Corn for grain or seed-----acres--                      | 7.8              |
| Wheat for grain-----acres--                             | 5.1              |
| Livestock and poultry inventory:                        |                  |
| Cattle and calves -----number--                         | 10.7             |
| Hogs and pigs-----number--                              | 6.1              |
| Hens and pullets of laying age -----number--            | .6               |

### Sample Estimation

All respondent sample records received a sample weight. The sample data estimates the actual figures that would have resulted from a complete census of the items in sections 23 through 28 of the report form. The estimates were obtained from an iterative ratio estimation procedure that resulted in the assignment of a weight to each record containing sample items. For any given county, a sample item total was estimated by multiplying the data items for each farm in the county by the corresponding sample weight and summing overall sample records in the county.

Each sample farm was assigned one sample weight to be used to produce estimates for all sample items. For example, if the weight given to a sample farm had the value 5, all sample data items reported by that farm would be multiplied by 5. The weight assigned a certainty farm was 1. The estimation procedure used to assign weights was performed for each county.

Within a county, the ratio estimation procedure for farms was performed in three steps using three variables. The first variable contained eight 1987 total value of agricultural production (TVP) groups. Both the second and third variables, Standard Industrial Classification (SIC) code and farm acreage, contained two groups. The variable groups were as follows:



| <b>TVP</b>           | <b>SIC</b>       | <b>Acres</b> |
|----------------------|------------------|--------------|
| \$1 to \$999         | 01 All crops     | 0 to 69      |
| \$1,000 to \$ 2,499  | 02 All livestock | 70 or more   |
| \$2,500 to \$ 4,999  |                  |              |
| \$5,000 to \$ 9,999  |                  |              |
| \$10,000 to \$24,999 |                  |              |
| \$25,000 to \$49,999 |                  |              |
| \$50,000 to \$99,999 |                  |              |
| \$100,000 or more    |                  |              |

The first step in the estimation procedure was to partition the sample records into 32 mutually exclusive initial post strata formed by combining the three variable groups. This produced a three dimensional array where the cells of the array corresponded to the initial post strata groups. Each sample farm record was assigned an initial weight equal to the ratio of the total farm count to the sample farm count, expanded for nonresponse estimation, for the cell containing the sample farm. This weight was approximately equal to the inverse of the probability of selecting a farm for the census sample.

The second step in the estimation procedure was to combine, if necessary, the cells of the array (prior to the repeated ratio estimation) to increase the reliability of the ratio estimation procedure. Any cell within the array that either contained less than 10 sample farms or had a ratio of total farms to sample farms that was more than 2 times the mail sample rate was collapsed with another cell (in the same variable) according to a specified collapsing pattern. New total farm counts and sample farm counts were computed for each of the collapsed cells (final post strata) and were used in the ratio estimation procedure to calculate final sample weights.

In the third step in the ratio estimation procedure, complete counts for the three variables (TVP, SIC, acreage) were used to compute the marginals of the array defined by the final post strata. Factors were then applied to expanded sample totals in each cell of the array to obtain agreement with the row marginal (TVP) complete counts. The sample totals then had factors applied to obtain agreement with the column marginal (SIC) complete counts. Lastly, the sample totals had factors applied to obtain agreement with the depth marginal (acreage) complete counts. This procedure that requires the row totals, then the column totals, and then the depth totals to agree with the complete counts for the rows, columns, and depths, respectively, is continued iteratively until the process converges (the marginal totals agree with the complete count totals).

The ratio of the adjusted total farm count to the sample farm count obtained from the second iteration of the estimation procedure was the noninteger final post stratum sample weight assigned to the sample farm records in that post stratum. The noninteger sample weight, the product of the noninteger final post stratum sample weight and the nonresponse weight, was randomly rounded to an integer weight for tabulation. If, for example, the final weight for the

farms in a particular group was 7.2, then one-fifth of the sample farms in this group were randomly assigned a weight of 8 and the remaining four-fifths received a weight of 7.

## **CENSUS SAMPLING ERROR**

Sampling error in the census data results from the nonresponse sample and the census sample data collection. Census items were classified as either complete count or sample data items. The complete count items were asked of all farm operators. The complete count data items included land in farms, harvested cropland, livestock inventory and sales, crop acreages, quantities harvested and crop sales, land use, irrigation, government loans and payments, conservation acreage, type of organization, and operator characteristics (sections 1 through 22 of the census report form). Variability in the complete count data items is considerably smaller than in the sample items as the variation is due only to the nonresponse sample estimation procedure. The sample items were asked of approximately 25 percent of the total census farm operators. The sample data items included farm production expenditures, fertilizer and chemical usage, farm machinery and equipment, value of land and buildings, and farm-related income (sections 23 through 28 of the census report form). Variability in the estimates of sample items is due both to the census sample selection and estimation procedure and the nonresponse sample estimation procedure.

The sample for the 1987 Census of Agriculture is one of a large number of possible samples of the same size that could have been selected using the same sample design. Estimates derived from the different samples would differ from each other. The difference between a sample estimate and the average of all possible sample estimates is called the sampling deviation. The standard error or sampling error of a survey estimate is a measure of the variation among the estimates from all possible samples, and thus is a measure of the precision with which an estimate from a particular sample approximates the average result of all possible samples. The percent relative standard error of estimate is defined as the standard error of the estimate divided by the value being estimated multiplied by 100. If all possible samples were selected, each of the samples were surveyed under essentially the same conditions, and an estimate and its standard error were calculated from each sample, then:

1. Approximately 67 percent of the intervals from one standard error below the estimate to one standard error above the estimate would include the average value of all possible samples.
2. Approximately 90 percent of the intervals from 1.65 standard errors below the estimate to 1.65 standard errors above the estimate would include the average value of all possible samples.

The computations involved to define the above confidence statements are illustrated in the following example. Assume that the estimate of number of farms for the State is 94,382 and the relative standard error of the estimate (percent) is .1 percent (0.001). Multiplying 94,382 by 0.001 yields 94, the standard error. Therefore, a 67-percent confidence interval is 94,288 to 94,476 (i.e., 94,382 plus or minus 94). If corresponding confidence intervals were constructed for all possible samples of the same size and design, approximately 2 out of 3 (67 percent) of these intervals would contain the figure obtained from a complete enumeration. Similarly, a 90 percent confidence interval is 94,227 to 94,538 (i.e., 94,382 plus or minus 1.65 x 94).

Tables B and C provide the reliability estimates of the estimated number of farms in a county reporting complete count and sample items, respectively. Both tables show the percent relative standard errors for selected estimated number of farms in a county reporting an item. These are derived from a regression equation. The parameters of the regression equation were estimated using the estimated number of farms in a county reporting the complete count or sample item as the independent variable and the standard error of that estimate as the dependent variable for all counties in the State.

**Table B. Reliability Estimates for Number of Farms in a County Reporting a Complete Count Item: 1987**

| Farms                      | Relative standard error of estimate (percent) |
|----------------------------|---|
| Number of farms reporting: |   |
| 25-----                    | 7.4   |
| 50-----                    | 5.2   |
| 75-----                    | 4.2   |
| 100-----                   | 3.6   |
| 150-----                   | 2.9   |
| 200-----                   | 2.5   |
| 300-----                   | 2.0   |
| 500-----                   | 1.4   |
| 750-----                   | 1.1   |
| 1,000-----                 | .8  |
| 1,500-----                 | (NA)  |
| 2,000-----                 | (NA)  |

Note: Complete count items are items in sections 1 to 22 of the report form.

To illustrate the use of these tables, assume that the estimate of the number of farms reporting hogs and pigs for a particular county, as given in county table 12, is 89. Since hogs and pigs is a complete count data item, refer to table B and select the estimated relative standard error of the estimate from the row whose value is equal to or just less than the estimated number of farms, 89. For this example, the relative standard error of the estimate comes from the row for 75 farms reporting. For sample data items, follow the same procedure using table C. In counties that had less than 100 farms in the 1982 Census of Agriculture, table C does not apply because the farms in these

counties were sampled with certainty (1 in 1), and thus, the reliability estimates for the number of farms in these counties are smaller than for counties that were sampled at lower rates (1 in 2 or 1 in 6).

**Table C. Reliability Estimates for Number of Farms in a County Reporting a Sample Item: 1987**

| Farms                      | Relative standard error of estimate (percent) |
|----------------------------|---|
| Number of farms reporting: |   |
| 25-----                    | 19.9  |
| 50-----                    | 17.0  |
| 75-----                    | 15.9  |
| 100-----                   | 15.3  |
| 150-----                   | 14.7  |
| 200-----                   | 14.4  |
| 300-----                   | 14.1  |
| 500-----                   | 13.8  |
| 750-----                   | 13.7  |
| 1,000-----                 | 13.6  |
| 1,500-----                 | (NA)  |
| 2,000-----                 | (NA)  |

Note: Sample items are items in sections 23 to 28 of the report form.

Table D presents the relative standard error of selected State data items for all farms and for all farms with sales of \$10,000 or more. The percent relative standard error of the estimate for complete count data measures the variation associated with the sample-based adjustment for whole farm nonresponse. The percent relative standard error of the estimate for sample items measures both the sampling error due to the nonresponse sample estimation procedure and the census sample selection and estimation procedure. The reliability of State estimates may vary substantially from State to State. Generally, State estimates for a given data item are less reliable than the corresponding U.S. estimate.

Table E presents the standard error (not relative standard error) for percent change in State totals from 1982 to 1987. The general purpose of the percent change estimate is to provide a relative measure of the difference in a characteristic between censuses. The relative change for a given characteristic is defined as the ratio of the difference of the 1987 and the 1982 estimate for that characteristic to the 1982 estimate. This ratio is multiplied by 100 to obtain the percent change. The percent standard error of a percent change estimate, then, is the standard error of the ratio multiplied by 100.

Table F presents the relative standard error for county totals for 10 major complete count items and 7 sample items. The relative standard error of the estimate (percent) for the same item differs among counties in a State. Reasons for this are differences among counties in (1) the total number of farms, (2) the number of large farms included with certainty, (3) the size classifications of the farms sampled, (4) the amount of nonresponse, (5) the general agricultural characteristics, and (6) the specific characteristic being measured.

## CENSUS NONSAMPLING ERROR

The accuracy of the census counts are affected by the joint effects of the sampling errors described in the previous section and nonsampling errors. Extensive efforts were made to compile a complete and accurate mail list for the census, to design an understandable report form and instructions, and to minimize processing errors through the use of quality control, verification, and check measures on specific operations. Nonsampling errors arise from incompleteness of the census mail list, duplication in the mail list, incorrect data reporting, errors in editing of reported data, and errors in imputation for missing data. These specific nonsampling errors are further discussed in this section. Evaluation studies will be conducted to measure the extent of certain nonsampling errors such as coverage error, classification error, and item imputation.

### Census Coverage

The main objective of the census of agriculture is to obtain a complete and accurate enumeration of U.S. farms with accurate data on all aspects of the agricultural operation. However, the cost and availability of resources for this enumeration place restrictions on operationally feasible data collection methodologies. The past five agriculture censuses have been conducted by mail enumeration with telephone contact for selected nonrespondents. The completeness of such an enumeration thus depends to a large extent on the coverage of farm operations by the census mail list.

Historically, the census of agriculture has included approximately 90 percent of the farms in the United States and over 96 percent of the agricultural production. Complete enumeration of agricultural operations satisfying the farm definition of \$1,000 or more in agricultural sales is complicated by fluctuations in agricultural operations qualifying for enumeration, the variety of arrangements under which farms are operated, the multiplicity of names used by an operation, the number of operations in which an operator participates, the accuracy of data reporting, etc. A new mail list is compiled for each census because no current single list of agricultural operations is comprehensive.

An evaluation of census coverage has been conducted for each census of agriculture since 1945. The evaluation provides estimates of the completeness of census farm count and major census data items. In addition, the evaluation helps to identify problems in the census enumeration and provide information that can form the basis for improvements. The results of the 1987 Coverage Evaluation program will be published in volume 2, part 2.

The evaluation of coverage conducted in 1987 was designed to measure errors in the census mail list and in farm classification. Mail list error includes a measurement of farms not on the census mail list (undercount), and a measurement of farms enumerated more than once in the

census (overcount). Classification error includes a measurement of farms classified as nonfarms in the census (undercount) and of nonfarms classified as farms in the census (overcount). Classification error arises from reporting and processing errors. Mail list undercount dominates all coverage errors. Net coverage error is defined as the difference of undercounted and overcounted farms. Measurements of these errors, as well as a description of the complete coverage program, will be available in the Coverage Evaluation report.

### Mail List Coverage

A major problem with the use of a mail list for the census of agriculture enumeration is the difficulties that are encountered in compiling a complete list. The percentage of farms on the census mail list varies considerably by State. Several reasons have contributed to farm operators' names not being included on the census mail list—the operation may have been started after the mail list was developed, the operation may be so small as not to appear in agricultural related source lists used in compiling the census list, or the operation may have been falsely classified as a nonfarm prior to mailout. A large proportion of the farms not included on the mail list were small in both acres and sales of agricultural products.

The 1987 Census of Agriculture Coverage Evaluation used the area segment sample of the 1987 June Enumerative Survey (JES) of the National Agricultural Statistical Service (NASS) to estimate farms not on the census mail list. The Census Bureau contracted with the NASS to augment the JES data collection and receive survey data under the confidentiality protection afforded by Title 13, U.S. Code, from all residents of area sample segments with agricultural activity. These survey records were matched to the census mail list. Records that did not match were mailed a census of agriculture report form to estimate mail list coverage. Estimates of farms not on the census mail list used the capture-recapture dual frame estimator that will be described in the Coverage Evaluation report.

Table G provides coverage evaluation estimates of the number of farms not on the mail list and selected characteristics of those farms with their percent relative standard error. The table also provides an estimate of characteristics of farms not on the mail list as a percentage of total farms in the State. The estimate of total farms in the State is based on census farm count and the estimated number of farms not on the census mail list. This estimate of total farms in the State was not adjusted for classification and list duplication errors. Estimates of these errors will be made at the regional rather than the State level and will be available in the Coverage Evaluation report. The table provides the standard error (not relative standard error) of this percent estimate.

### Respondent and Enumerator Error

Incorrect or incomplete responses to the mailed census report form or to the questions posed by a telephone

enumerator introduce error into the census data. Such incorrect information can lead, in some cases, to incorrect enumeration of farms. This type of reporting error is measured by the Classification Error Study discussed later in this section. To reduce all types of reporting error, questions were phrased as clearly as possible based on tests of the census report form, and detailed instructions for completing the report form were provided to each addressee. In addition, each respondent's answers were checked for completeness and consistency.

### **Item Nonresponse**

Nonresponse to particular questions on the census report that we would logically or statistically expect to be present may create a type of nonsampling error in both complete count and sample data. When information reported for another farm with similar characteristics is used to edit or impute for item nonresponse, the data may be biased because the characteristics of the nonrespondents have not been observed and may differ from those reported by respondents. Any attempt to correct the data for nonresponse may not completely reflect this difference either at the element level (individual farm operation) or on the average.

### **Processing Error**

The many steps of processing of each census report form are sources for the introduction of nonsampling error. The processing of the census report forms includes clerical screening for farm activity, computerized check-in of report forms and followup of nonrespondents, keying and transmittal of completed report forms, computerized editing of inconsistent and missing data, review and correction of individual records referred from the computer edit, review and correction of tabulated data, and electronic data processing. These operations undergo a number of quality control checks to ensure as accurate an application as possible, yet some errors are not detected and corrected.

### **Classification Error**

An evaluation study of classification errors was conducted in the 1987 Census of Agriculture as part of the census coverage evaluation program. A sample of mail list respondents was selected, and these addresses reenumerated to determine whether they were a farm or non-farm. A farm status determination was made based on the evaluation questionnaire and compared with the status based on the data reported on the census form. Differences in status were reconciled.

In past censuses, the proportion of farms undercounted due to classification errors was higher for farms with small values of sales. The classification error rate was higher for (1) livestock farms than crop farms, (2) farms with a small

number of acres than larger farms, or (3) tenant farms than full or part-owner farms. Results from the 1987 classification error study will be published in the Coverage Evaluation report.

## **EDITING DATA AND IMPUTATION FOR ITEM NONRESPONSE**

For the 1987 Census of Agriculture, as in previous censuses, all reported data were keyed and then edited by computer. The edits were used to determine whether the reports met the minimum criteria to be counted as farms in the census. Computer edits also performed a series of complex, logical checks of consistency and completeness of item responses. They provided the basis for deciding to accept, impute (supply), delete, or alter the reported value for each data record item.

Whenever possible, edit imputations, deletions, and changes were based on component or related data on the respondent's report form. For some items, such as operator characteristics, data from the previous census were used when available. Values for other missing or unacceptable reported data items were calculated based on reported quantities and known price parameters.

When these and similar methods were not available and values had to be supplied, the imputation process used information reported for another farm operation in a geographically adjacent area with characteristics similar to those of the farm operation with incomplete data. For example, a farm operation that reported acres of corn harvested, but did not report quantity of corn harvested, was assigned the same bushels of corn per acre harvested as that of the last nearby farm with similar characteristics that reported acceptable yields during that particular execution of the computer edit. The imputation for missing items in each section of the report form was conducted separately; thus, assigned values for one operation could come from more than one respondent.

Prior to the imputation operation, a set of default values and relationships were assigned to the possible imputation variables. The relationships and values varied depending on the item being imputed. For example, different default values were assigned for several standard industrial classification and total value of sales categories when imputing hired farm labor expenses. These values and item relationships for the possible imputation variables were stored in the computer in a series of matrices. The computer records were sorted by reported State and county, where the county sequence was based on similar types of farms and agricultural practices.

Each execution of the computer edit consisted of records from only one State. For a given execution of the edit, the stored entries in the various matrices were retained in the computer only until a succeeding record having acceptable characteristics for some sections of the report form was processed by the computer. Then the acceptable responses

of the succeeding operation replaced those previously stored. When a record processed through the edit had unreported or unacceptable data, the record was assigned the last acceptable ratio or response from an operation with a similar set of characteristics. Once each execution of the computer edit for a State was completed, the possible imputation variables were reset to the default values and relationships for subsequent executions.

After the initial computer edit, keyed reports not meeting the census farm definition were reviewed to ensure that

the data were keyed correctly. Edit referrals were generated for about 30 percent of the reports included as farms, and they were also reviewed for keying accuracy and to ensure that the computer edit actions were correct. If the results of the computer edit were not acceptable, corrections were made and the record was reedited. More extensive discussions of the edit and item imputation methodology with measures of the extent of imputation in the census estimates will be provided in a separate research report.

---

Tables D through G follow.

**Table D. Reliability Estimates of State Totals: 1987**

[For meaning of abbreviations and symbols, see introductory text]

| Item   | All farms      |   | Farms with sales of \$10,000 or more |   |
|--|----------------|---|--------------------------------------|---|
|  | Total (number) | Relative standard error of estimate (percent) | Total (number)                       | Relative standard error of estimate (percent) |
| Farms.....number.....  | 34 074         | .1  | 11 968                               | .1  |
| Land in farms.....acres.....   | 10 746 190     | .1  | 7 921 209                            | .1  |
| Average size of farm.....acres.....  | 315            | .2  | 662                                  | .2  |
| Value of land and buildings <sup>1</sup> .....\$1,000.....                           | 7 333 235      | .8  | 5 227 643                            | .8  |
| Average per farm.....dollars.....  | 215 209        | .8  | 446 693                              | 1.1   |
| Average per acre.....dollars.....  | 697            | 1.6   | 678                                  | 1.9   |
| Estimated market value of all machinery and equipment <sup>1</sup> .....\$1,000..... | 1 187 399      | .9  | 877 625                              | 1.0   |
| Average per farm.....dollars.....  | 34 900         | .9  | 74 998                               | 1.0   |
| Farms by size:   |                |   |                                      |   |
| 1 to 9 acres.....farms.....  | 1 387          | 1.1   | 274                                  | 1.7   |
| .....acres.....  | 4 858          | 1.4   | 896                                  | 2.1   |
| 10 to 49 acres.....farms.....  | 6 240          | .5  | 691                                  | 1.1   |
| .....acres.....  | 187 057        | .5  | 20 861                               | 1.1   |
| 50 to 179 acres.....farms.....   | 13 506         | .3  | 2 629                                | .6  |
| .....acres.....  | 1 397 230      | .3  | 298 988                              | .7  |
| 180 to 499 acres.....farms.....  | 7 789          | .4  | 3 833                                | .5  |
| .....acres.....  | 2 272 354      | .4  | 1 196 935                            | .5  |
| 500 to 999 acres.....farms.....  | 2 884          | .6  | 2 377                                | .6  |
| .....acres.....  | 1 996 220      | .6  | 1 664 021                            | .6  |
| 1,000 to 1,999 acres.....farms.....  | 1 445          | -   | 1 353                                | -   |
| .....acres.....  | 1 958 810      | -   | 1 843 201                            | -   |
| 2,000 acres or more.....farms.....   | 823            | -   | 811                                  | -   |
| .....acres.....  | 2 929 661      | -   | 2 896 307                            | -   |
| Total cropland.....farms.....  | 29 785         | .1  | 11 031                               | .1  |
| .....acres.....  | 6 747 639      | .1  | 5 592 829                            | .1  |
| Harvested cropland.....farms.....  | 24 305         | .2  | 10 119                               | .2  |
| .....acres.....  | 4 272 651      | .1  | 3 917 776                            | .1  |
| Acres harvested:   |                |   |                                      |   |
| 1 to 9 acres.....farms.....  | 4 039          | .6  | 310                                  | 1.3   |
| .....acres.....  | 19 599         | .7  | 1 276                                | 1.6   |
| 10 to 49 acres.....farms.....  | 10 914         | .3  | 2 208                                | .7  |
| .....acres.....  | 249 804        | .4  | 59 319                               | .8  |
| 50 to 99 acres.....farms.....  | 2 942          | .8  | 1 598                                | 1.0   |
| .....acres.....  | 195 371        | .8  | 109 024                              | 1.0   |
| 100 to 199 acres.....farms.....  | 2 000          | .9  | 1 664                                | .9  |
| .....acres.....  | 268 059        | .9  | 226 997                              | .9  |
| 200 to 499 acres.....farms.....  | 2 084          | .7  | 2 016                                | .7  |
| .....acres.....  | 654 350        | .7  | 637 492                              | .7  |
| 500 to 999 acres.....farms.....  | 1 305          | .5  | 1 302                                | .5  |
| .....acres.....  | 912 174        | .5  | 910 374                              | .5  |
| 1,000 acres or more.....farms.....   | 1 021          | -   | 1 021                                | -   |
| .....acres.....  | 1 973 294      | -   | 1 973 294                            | -   |
| Cropland used only for pasture or grazing.....farms.....                             | 15 642         | .2  | 4 624                                | .4  |
| .....acres.....  | 1 243 697      | .4  | 639 471                              | .5  |
| Other cropland.....farms.....  | 9 861          | .3  | 5 272                                | .3  |
| .....acres.....  | 1 231 291      | .3  | 1 035 582                            | .2  |
| Irrigated land.....farms.....  | 2 012          | .6  | 1 598                                | .5  |
| .....acres.....  | 636 842        | .2  | 631 425                              | .2  |
| Acres irrigated:   |                |   |                                      |   |
| 1 to 9 acres.....farms.....  | 399            | 1.6   | 144                                  | 1.7   |
| .....acres.....  | 1 095          | 2.3   | 392                                  | 2.5   |
| 10 to 49 acres.....farms.....  | 268            | 2.5   | 128                                  | 3.1   |
| .....acres.....  | 6 427          | 2.8   | 3 396                                | 3.7   |
| 50 to 99 acres.....farms.....  | 161            | 2.4   | 145                                  | 2.4   |
| .....acres.....  | 11 171         | 2.4   | 10 198                               | 2.4   |
| 100 to 199 acres.....farms.....  | 330            | 1.7   | 329                                  | 1.7   |
| .....acres.....  | 46 786         | 1.6   | (D)                                  | (D)   |
| 200 to 499 acres.....farms.....  | 464            | .7  | 462                                  | .7  |
| .....acres.....  | 145 400        | .6  | (D)                                  | (D)   |
| 500 to 999 acres.....farms.....  | 253            | .5  | 253                                  | .5  |
| .....acres.....  | 175 408        | .5  | 175 408                              | .5  |
| 1,000 acres or more.....farms.....   | 137            | -   | 137                                  | -   |
| .....acres.....  | 250 555        | -   | 250 555                              | -   |
| Market value of agricultural products sold.....\$1,000.....                          | 1 862 903      | .1  | 1 795 046                            | .1  |
| Average per farm.....dollars.....  | 54 672         | .1  | 149 987                              | .1  |
| Value of sales:  |                |   |                                      |   |
| Less than \$2,500.....farms.....   | 11 109         | .3  | -                                    | -   |
| .....\$1,000.....  | 11 450         | .4  | -                                    | -   |
| \$2,500 to \$4,999.....farms.....  | 5 985          | .5  | -                                    | -   |
| .....\$1,000.....  | 21 291         | .5  | -                                    | -   |
| \$5,000 to \$9,999.....farms.....  | 5 012          | .6  | -                                    | -   |
| .....\$1,000.....  | 35 115         | .6  | -                                    | -   |
| \$10,000 to \$24,999.....farms.....  | 4 070          | .5  | 4 070                                | .5  |
| .....\$1,000.....  | 62 732         | .5  | 62 732                               | .5  |
| \$25,000 to \$49,999.....farms.....  | 1 771          | .9  | 1 771                                | .9  |
| .....\$1,000.....  | 61 624         | .9  | 61 624                               | .9  |
| \$50,000 to \$99,999.....farms.....  | 1 710          | .9  | 1 710                                | .9  |
| .....\$1,000.....  | 123 996        | .9  | 123 996                              | .9  |
| \$100,000 or more.....farms.....   | 4 417          | (Z)   | 4 417                                | (Z)   |
| .....\$1,000.....  | 1 546 694      | (Z)   | 1 546 694                            | (Z)   |
| Sales by commodity or commodity group:   |                |   |                                      |   |
| Crops, including nursery and greenhouse crops.....farms.....                         | 13 150         | .3  | 7 221                                | .2  |
| .....\$1,000.....  | 913 913        | .1  | 898 222                              | .1  |
| Grains.....\$1,000.....  | 357 668        | .2  | 350 287                              | .2  |
| Corn for grain.....\$1,000.....  | 15 519         | .9  | 14 271                               | 1.0   |
| Wheat.....\$1,000.....   | 26 643         | .5  | 26 058                               | .5  |
| Soybeans.....\$1,000.....  | 221 571        | .2  | 216 371                              | .2  |
| Sorghum for grain.....\$1,000.....   | 11 432         | .5  | 11 147                               | .5  |
| Barley.....\$1,000.....  | (D)            | (D)   | -                                    | -   |
| Oats.....\$1,000.....  | (D)            | (D)   | -                                    | -   |
| Other grains.....\$1,000.....  | 82 296         | .3  | 82 258                               | .3  |

See footnotes at end of table.

**Table D. Reliability Estimates of State Totals: 1987—Con.**

[For meaning of abbreviations and symbols, see introductory text]

| Item   | All farms      |   | Farms with sales of \$10,000 or more |   |     |
|--|----------------|---|--------------------------------------|---|-----|
|  | Total (number) | Relative standard error of estimate (percent) | Total (number)                       | Relative standard error of estimate (percent) |     |
| <b>Sales by commodity or commodity group—Con.</b>                          |                |   |                                      |   |     |
| <b>Crops, including nursery and greenhouse crops—Con.</b>                  |                |   |                                      |   |     |
| Cotton and cottonseed .....  | \$1,000 ..     | 514 013                                       | .1                                   | 511 680                                       | .1  |
| Tobacco .....  | \$1,000 ..     | -   | -                                    | -   | -   |
| Hay, silage, and field seeds .....   | \$1,000 ..     | 10 978  | 1.0                                  | 7 087   | 1.4 |
| Vegetables, sweet corn, and melons .....                                   | \$1,000 ..     | 5 693   | 2.9                                  | 4 643   | 3.6 |
| Fruits, nuts, and berries .....  | \$1,000 ..     | 2 757   | 2.0                                  | 2 280   | 2.2 |
| Nursery and greenhouse crops .....   | \$1,000 ..     | 17 146  | (Z)                                  | 16 749  | -   |
| Other crops .....  | \$1,000 ..     | 5 658   | 1.5                                  | 5 495   | 1.5 |
| <b>Livestock, poultry, and their products .....</b>                        |                |   |                                      |   |     |
| farms ..   |                |   |                                      |   |     |
|  |                | 24 451  | .1                                   | 7 863   | .2  |
|  | \$1,000 ..     | 948 989                                       | .1                                   | 896 824                                       | .1  |
| Poultry and poultry products .....   | \$1,000 ..     | 463 748                                       | .1                                   | 463 565                                       | .1  |
| Dairy products .....   | \$1,000 ..     | 99 080  | .4                                   | 98 893  | .4  |
| Cattle and calves .....  | \$1,000 ..     | 212 736                                       | .3                                   | 164 295                                       | .3  |
| Hogs and pigs .....  | \$1,000 ..     | 28 011  | .7                                   | 26 288  | .8  |
| Sheep, lambs, and wool .....   | \$1,000 ..     | 172   | 4.1                                  | 77  | 4.0 |
| Other livestock and livestock products (see text) .....                    | \$1,000 ..     | 145 243                                       | .1                                   | 143 708                                       | .1  |
| <b>Farms by standard industrial classification:</b>                        |                |   |                                      |   |     |
| Cash grains (011) .....  |                |   |                                      |   |     |
|  | farms ..       | 4 274   | .5                                   | 2 314   | .6  |
|  | acres ..       | 2 541 042                                     | .3                                   | 2 288 210                                     | .3  |
| Field crops, except cash grains (013) .....                                |                |   |                                      |   |     |
|  | farms ..       | 4 518   | .5                                   | 2 883   | .5  |
|  | acres ..       | 3 132 720                                     | .2                                   | 2 902 132                                     | .2  |
| Vegetables and melons (016) .....  |                |   |                                      |   |     |
|  | farms ..       | 435   | 2.0                                  | 117   | 3.8 |
|  | acres ..       | 44 618  | 2.9                                  | 22 497  | 4.4 |
| Fruits and tree nuts (017) .....   |                |   |                                      |   |     |
|  | farms ..       | 460   | 2.0                                  | 30  | 7.0 |
|  | acres ..       | 54 347  | 3.0                                  | 9 411   | 6.9 |
| Horticultural specialties (018) .....                                      |                |   |                                      |   |     |
|  | farms ..       | 237   | .1                                   | 146   | -   |
|  | acres ..       | 19 273  | .1                                   | 15 927  | -   |
| General farms, primarily crop (019) .....                                  |                |   |                                      |   |     |
|  | farms ..       | 783   | 1.4                                  | 175   | 2.4 |
|  | acres ..       | 266 581                                       | .9                                   | 182 261                                       | .8  |
| Livestock, except dairy, poultry, and animal specialties (021) .....       |                |   |                                      |   |     |
|  | farms ..       | 19 441  | .2                                   | 3 809   | .4  |
|  | acres ..       | 3 834 339                                     | .3                                   | 1 844 412                                     | .4  |
| Dairy farms (024) .....  |                |   |                                      |   |     |
|  | farms ..       | 818   | 1.0                                  | 771   | 1.0 |
|  | acres ..       | 320 218                                       | .7                                   | 315 060                                       | .7  |
| Poultry and eggs (025) .....   |                |   |                                      |   |     |
|  | farms ..       | 1 470   | .5                                   | 1 375   | .4  |
|  | acres ..       | 181 215                                       | .7                                   | 171 647                                       | .6  |
| Animal specialties (027) .....   |                |   |                                      |   |     |
|  | farms ..       | 1 233   | 1.1                                  | 318   | 1.4 |
|  | acres ..       | 227 960                                       | .9                                   | 147 504                                       | .5  |
| General farms, primarily livestock and animal specialties (029) .....      |                |   |                                      |   |     |
|  | farms ..       | 405   | 2.1                                  | 30  | 5.8 |
|  | acres ..       | 123 877                                       | 2.2                                  | 22 148  | 3.6 |
| <b>Farms by type of organization:</b>                                      |                |   |                                      |   |     |
| Individual or family (sole proprietorship) .....                           |                |   |                                      |   |     |
|  | farms ..       | 30 326  | .1                                   | 9 449   | .2  |
|  | acres ..       | 7 090 376                                     | .2                                   | 4 463 837                                     | .2  |
| Partnership .....  |                |   |                                      |   |     |
|  | farms ..       | 2 770   | .6                                   | 1 747   | .6  |
|  | acres ..       | 2 672 712                                     | .2                                   | 2 518 728                                     | .2  |
| Corporation .....  |                |   |                                      |   |     |
|  | farms ..       | 823   | 1.0                                  | 717   | .9  |
|  | acres ..       | 890 800                                       | .4                                   | 862 669                                       | .3  |
| Other—cooperative, estate or trust, institutional, etc. ....               |                |   |                                      |   |     |
|  | farms ..       | 155   | 3.0                                  | 55  | 3.3 |
|  | acres ..       | 92 302  | 1.1                                  | 75 975  | .8  |
| <b>Tenure of operator:</b>   |                |   |                                      |   |     |
| Full owners .....  |                |   |                                      |   |     |
|  | farms ..       | 22 012  | .2                                   | 5 036   | .4  |
|  | acres ..       | 4 103 371                                     | .3                                   | 2 035 219                                     | .3  |
| Part owners .....  |                |   |                                      |   |     |
|  | farms ..       | 8 949   | .4                                   | 4 994   | .4  |
|  | acres ..       | 4 622 938                                     | .2                                   | 3 996 100                                     | .2  |
| Tenants .....  |                |   |                                      |   |     |
|  | farms ..       | 3 113   | .6                                   | 1 938   | .6  |
|  | acres ..       | 2 019 881                                     | .3                                   | 1 889 890                                     | .3  |
| <b>Operators by principal occupation:</b>                                  |                |   |                                      |   |     |
| Farming .....  |                |   |                                      |   |     |
|  | farms ..       | 15 111  | .2                                   | 8 469   | .2  |
|  | acres ..       | 7 539 515                                     | .2                                   | 6 554 662                                     | .1  |
| Other .....  |                |   |                                      |   |     |
|  | farms ..       | 18 963  | .2                                   | 3 499   | .5  |
|  | acres ..       | 3 206 675                                     | .3                                   | 1 366 547                                     | .5  |
| <b>Operators by sex:</b>   |                |   |                                      |   |     |
| Male .....   |                |   |                                      |   |     |
|  | farms ..       | 31 893  | .1                                   | 11 416  | .1  |
|  | acres ..       | 10 320 592                                    | .1                                   | 7 701 704                                     | .1  |
| Female .....   |                |   |                                      |   |     |
|  | farms ..       | 2 181   | .9                                   | 552   | 1.4 |
|  | acres ..       | 425 598                                       | 1.0                                  | 219 505                                       | 1.3 |
| <b>Average age of operator .....</b>                                       |                |   |                                      |   |     |
|  | years ..       | 53.8  | .1                                   | 51.0  | .2  |
| <b>Cropland under federal acreage reduction programs:</b>                  |                |   |                                      |   |     |
| Annual commodity acreage adjustment programs .....                         |                |   |                                      |   |     |
|  | farms ..       | 5 025   | .4                                   | 4 156   | .3  |
|  | acres ..       | 522 460                                       | .2                                   | 514 957                                       | .2  |
| Conservation reserve program .....   |                |   |                                      |   |     |
|  | farms ..       | 1 391   | 1.0                                  | 627   | 1.3 |
|  | acres ..       | 131 462                                       | 1.0                                  | 83 123  | 1.1 |
| <b>Government payments:</b>  |                |   |                                      |   |     |
| Amount received in cash .....  |                |   |                                      |   |     |
|  | \$1,000 ..     | 91 417  | .2                                   | 89 140  | .2  |
| Value of certificates received .....                                       |                |   |                                      |   |     |
|  | \$1,000 ..     | 68 121  | .2                                   | 65 259  | .2  |
| <b>Net cash return from agricultural sales<sup>1</sup>:</b>                |                |   |                                      |   |     |
| Net cash return from agricultural sales for the farm unit (see text) ..... |                |   |                                      |   |     |
|  | farms ..       | 34 075  | .2                                   | 11 703  | .3  |
|  | \$1,000 ..     | 332 280                                       | 1.2                                  | 357 558                                       | 1.0 |
| Average per farm .....   |                |   |                                      |   |     |
|  | dollars ..     | 9 751   | 1.2                                  | 30 553  | 1.3 |
| Farms with net gains <sup>2</sup> .....                                    |                |   |                                      |   |     |
|  | number ..      | 17 692  | .2                                   | 9 068   | .4  |
|  | \$1,000 ..     | 411 953                                       | .7                                   | 396 098                                       | .7  |
| Farms with net losses .....  |                |   |                                      |   |     |
|  | number ..      | 16 383  | .3                                   | 2 635   | .8  |
|  | \$1,000 ..     | 79 673  | 1.9                                  | 38 540  | 2.7 |
| <b>Total farm production expenses<sup>1</sup> .....</b>                    |                |   |                                      |   |     |
|  | farms ..       | 34 075  | .2                                   | 11 703  | .3  |
|  | \$1,000 ..     | 1 465 201                                     | .3                                   | 1 370 850                                     | .3  |
| Livestock and poultry purchased .....                                      |                |   |                                      |   |     |
|  | farms ..       | 9 144   | 2.1                                  | 4 284   | 2.5 |
|  | \$1,000 ..     | 138 882                                       | 1.0                                  | 131 254                                       | 1.1 |
| Feed for livestock and poultry .....                                       |                |   |                                      |   |     |
|  | farms ..       | 19 926  | 1.1                                  | 6 894   | 1.4 |
|  | \$1,000 ..     | 328 167                                       | .5                                   | 316 803                                       | .5  |
| Seeds, bulbs, plants, and trees .....                                      |                |   |                                      |   |     |
|  | farms ..       | 15 903  | 1.3                                  | 7 871   | 1.3 |
|  | \$1,000 ..     | 38 481  | 1.0                                  | 36 247  | 1.0 |
| Commercial fertilizer .....  |                |   |                                      |   |     |
|  | farms ..       | 22 557  | .9                                   | 9 179   | 1.0 |
|  | \$1,000 ..     | 90 795  | .9                                   | 80 391  | .9  |

See footnotes at end of table.

**Table D. Reliability Estimates of State Totals: 1987—Con.**

[For meaning of abbreviations and symbols, see introductory text]

| Item  | All farms      |   | Farms with sales of \$10,000 or more |   |
|---|----------------|---|--------------------------------------|---|
|   | Total (number) | Relative standard error of estimate (percent) | Total (number)                       | Relative standard error of estimate (percent) |
| <b>Total farm production expenses—Con.</b>  |                |   |                                      |   |
| Agricultural chemicals ----- farms..  | 16 597         | 1.3   | 8 184                                | 1.3   |
| ----- \$1,000..   | 130 399        | .7  | 126 859                              | .7  |
| Petroleum products ----- farms..  | 32 592         | .3  | 11 585                               | .4  |
| ----- \$1,000..   | 86 016         | .6  | 76 458                               | .6  |
| Electricity ----- farms..   | 15 537         | 1.4   | 8 289                                | 1.4   |
| ----- \$1,000..   | 20 614         | .9  | 18 932                               | .9  |
| Hired farm labor ----- farms..  | 13 073         | 1.5   | 7 795                                | 1.5   |
| ----- \$1,000..   | 142 341        | .6  | 139 445                              | .6  |
| Contract labor ----- farms..  | 3 922          | 3.4   | 2 059                                | 4.0   |
| ----- \$1,000..   | 13 409         | 2.5   | 12 171                               | 2.6   |
| Repair and maintenance ----- farms..  | 26 650         | .7  | 10 539                               | .8  |
| ----- \$1,000..   | 98 000         | .7  | 86 288                               | .7  |
| Customwork, machine hire, and rental of machinery and equipment ----- farms..                       | 9 393          | 2.0   | 4 550                                | 2.4   |
| ----- \$1,000..   | 43 453         | 1.4   | 40 299                               | 1.5   |
| Interest ----- farms..  | 14 197         | 1.5   | 7 444                                | 1.6   |
| ----- \$1,000..   | 90 636         | 1.0   | 79 682                               | 1.0   |
| Cash rent ----- farms..   | 8 915          | 2.0   | 5 844                                | 2.0   |
| ----- \$1,000..   | 102 996        | .8  | 100 817                              | .8  |
| Property taxes ----- farms..  | 30 575         | .5  | 10 316                               | .8  |
| ----- \$1,000..   | 23 793         | 1.5   | 16 158                               | 1.6   |
| All other farm production expenses ----- farms..  | 28 885         | .6  | 11 702                               | .3  |
| ----- \$1,000..   | 117 219        | .6  | 109 048                              | .6  |
| <b>Livestock and poultry:</b>   |                |   |                                      |   |
| Cattle and calves inventory ----- farms..   | 22 482         | .2  | 6 366                                | .3  |
| ----- number..  | 1 147 219      | .2  | 745 787                              | .3  |
| Beef cows ----- farms..   | 19 008         | .2  | 5 246                                | .3  |
| ----- number..  | 579 312        | .3  | 342 765                              | .4  |
| Milk cows ----- farms..   | 1 643          | .9  | 923                                  | 1.0   |
| ----- number..  | 71 834         | .5  | 69 367                               | .5  |
| Cattle and calves sold ----- farms..  | 22 087         | .2  | 6 612                                | .3  |
| ----- number..  | 638 685        | .3  | 459 347                              | .3  |
| Hogs and pigs inventory ----- farms..   | 2 237          | .9  | 734                                  | 1.3   |
| ----- number..  | 179 063        | .8  | 161 088                              | .8  |
| Hogs and pigs sold ----- farms..  | 1 622          | 1.0   | 673                                  | 1.3   |
| ----- number..  | 284 630        | .8  | 263 735                              | .8  |
| Sheep and lambs inventory ----- farms..   | 218            | 2.9   | 64                                   | 4.6   |
| ----- number..  | 5 395          | 4.1   | 2 613                                | 4.6   |
| Sheep and lambs sold ----- farms..  | 153            | 3.3   | 42                                   | 5.1   |
| ----- number..  | 2 597          | 4.5   | 1 091                                | 5.4   |
| Hens and pullets of laying age inventory ----- farms..  | 2 493          | .8  | 460                                  | 1.5   |
| ----- number..  | 5 883 378      | .2  | 5 847 339                            | .2  |
| Broilers and other meat-type chickens sold ----- farms..  | 1 129          | .4  | 1 113                                | .4  |
| ----- number..  | 276 652 292    | .1  | 276 651 241                          | .1  |
| Horses and ponies inventory ----- farms..   | 6 256          | .5  | 1 623                                | .8  |
| ----- number..  | 28 179         | 1.4   | 8 083                                | 1.4   |
| <b>Selected crops harvested:</b>  |                |   |                                      |   |
| Corn for grain or seed ----- farms..  | 4 020          | .6  | 1 479                                | .8  |
| ----- acres..   | 120 361        | .7  | 99 259                               | .8  |
| ----- bushels..   | 9 369 093      | .7  | 8 327 995                            | .8  |
| Sorghum for grain or seed ----- farms..   | 1 414          | .8  | 1 219                                | .7  |
| ----- acres..   | 111 250        | .6  | 107 155                              | .5  |
| ----- bushels..   | 6 758 881      | .5  | 6 581 290                            | .5  |
| Wheat for grain ----- farms..   | 1 991          | .7  | 1 679                                | .6  |
| ----- acres..   | 283 477        | .5  | 272 780                              | .5  |
| ----- bushels..   | 9 674 702      | .5  | 9 437 289                            | .5  |
| Rice ----- farms..  | 803            | .7  | 797                                  | .7  |
| ----- acres..   | 195 505        | .4  | 195 288                              | .4  |
| ----- cwt..   | 10 466 832     | .3  | 10 460 139                           | .3  |
| Cotton ----- farms..  | 4 225          | .4  | 3 574                                | .4  |
| ----- acres..   | 1 028 249      | .2  | 1 019 039                            | .2  |
| ----- bales..   | 1 654 648      | .1  | 1 646 421                            | .1  |
| Soybeans for beans ----- farms..  | 6 475          | .4  | 4 710                                | .3  |
| ----- acres..   | 2 006 263      | .2  | 1 928 274                            | .2  |
| ----- bushels..   | 41 329 519     | .2  | 40 276 922                           | .2  |
| Hay—alfalfa, other tame, small grain, wild, grass silage, green chop, etc. (see text) ----- farms.. | 15 501         | .2  | 5 230                                | .3  |
| ----- acres..   | 585 346        | .4  | 360 541                              | .5  |
| ----- tons, dry..   | 1 092 059      | .4  | 729 862                              | .5  |

<sup>1</sup>Data are based on a sample of farms.

<sup>2</sup>Farms with total production expenses equal to market value of agricultural products sold are included as farms with gains.



**Table E. Reliability Estimates of Percent Change in State Totals: 1982 to 1987**

[For meaning of abbreviations and symbols, see introductory text]

| Item  | All farms      |                                      | Farms with sales of \$10,000 or more |                                      |
|---|----------------|--------------------------------------|--------------------------------------|--------------------------------------|
|   | Percent change | Standard error of estimate (percent) | Percent change                       | Standard error of estimate (percent) |
| Farms..... number..   | -19.7          | .2                                   | -12.3                                | .2                                   |
| Land in farms..... acres..  | -13.5          | .1                                   | -12.0                                | .1                                   |
| Value of land and buildings <sup>1</sup> :<br>Average per farm..... dollars..                         | -16.5          | .9                                   | -24.5                                | 1.0                                  |
| Total cropland..... farms..   | -20.5          | .2                                   | -14.1                                | .2                                   |
| Harvested cropland..... acres..   | -12.9          | .1                                   | -12.5                                | .1                                   |
| ..... farms..   | -21.9          | .2                                   | -16.7                                | .2                                   |
| ..... acres..   | -26.3          | .1                                   | -26.8                                | .1                                   |
| Irrigated land..... farms..   | 37.6           | .8                                   | 36.5                                 | .7                                   |
| ..... acres..   | 47.8           | .4                                   | 47.6                                 | .3                                   |
| Market value of agricultural products sold..... farms..   | -19.7          | .2                                   | -12.3                                | .2                                   |
| ..... \$1,000..   | -2.9           | .1                                   | -2.3                                 | .1                                   |
| Crops, including nursery and greenhouse crops..... farms..  | -24.2          | .2                                   | -23.4                                | .2                                   |
| ..... \$1,000..   | -18.6          | .1                                   | -18.3                                | .1                                   |
| Livestock, poultry, and their products..... farms..   | -18.8          | .2                                   | -8.2                                 | .2                                   |
| ..... \$1,000..   | 19.2           | .3                                   | 21.6                                 | .2                                   |
| Poultry and poultry products..... farms..   | -20.3          | .5                                   | -11.5                                | .4                                   |
| ..... \$1,000..   | 18.7           | .1                                   | 18.8                                 | .1                                   |
| Selected farm production expenses <sup>1</sup> :<br>Livestock and poultry purchased..... farms..      | -17.5          | 2.3                                  | -1.9                                 | 3.4                                  |
| ..... \$1,000..   | 3.5            | 1.8                                  | 6.8                                  | 2.0                                  |
| Feed for livestock and poultry..... farms..   | -23.0          | 1.1                                  | -13.2                                | 1.8                                  |
| ..... \$1,000..   | 13.6           | 1.2                                  | 15.6                                 | 1.2                                  |
| Seeds, bulbs, plants, and trees..... farms..  | -14.9          | 1.6                                  | -15.4                                | 1.6                                  |
| ..... \$1,000..   | -21.5          | 1.3                                  | -21.7                                | 1.3                                  |
| Commercial fertilizer <sup>2</sup> ..... farms..  | -19.5          | 1.0                                  | -15.5                                | 1.2                                  |
| ..... \$1,000..   | -20.7          | 1.0                                  | -21.5                                | 1.1                                  |
| Agricultural chemicals <sup>2</sup> ..... farms..   | 13.7           | 2.2                                  | -4.2                                 | 1.8                                  |
| ..... \$1,000..   | -7.0           | .9                                   | -7.8                                 | .8                                   |
| Hired farm labor..... farms..   | -13.0          | 1.8                                  | -6.5                                 | 2.0                                  |
| ..... \$1,000..   | 3.6            | .9                                   | 5.6                                  | .9                                   |
| Interest <sup>3</sup> ..... farms..   | -6.3           | 1.9                                  | -18.1                                | 1.7                                  |
| ..... \$1,000..   | -44.7          | .8                                   | -47.5                                | .7                                   |
| Livestock and poultry inventory:<br>Cattle and calves..... farms..                                    | -23.5          | .2                                   | -11.9                                | .3                                   |
| ..... number..  | -22.9          | .2                                   | -16.8                                | .2                                   |
| Hogs and pigs..... farms..  | -45.2          | .5                                   | -27.5                                | .9                                   |
| ..... number..  | -19.8          | .7                                   | -14.8                                | .8                                   |
| Hens and pullets of laying age..... farms..   | -45.4          | .5                                   | -37.9                                | .9                                   |
| ..... number..  | -2.1           | .3                                   | -1.2                                 | .3                                   |
| Selected crops harvested:<br>Corn for grain or seed..... farms..                                      | -27.0          | .5                                   | 11.6                                 | .9                                   |
| ..... acres..   | 48.8           | 1.1                                  | 88.8                                 | 1.6                                  |
| Sorghum for grain or seed..... farms..  | 69.5           | 1.4                                  | 73.4                                 | 1.4                                  |
| ..... acres..   | 24.3           | .7                                   | 22.5                                 | .7                                   |
| Wheat for grain..... farms..  | -53.7          | .3                                   | -53.2                                | .3                                   |
| ..... acres..   | -65.0          | .2                                   | -65.3                                | .2                                   |
| Soybeans for beans..... farms..   | -41.8          | .2                                   | -38.0                                | .2                                   |
| ..... acres..   | -42.0          | .1                                   | -42.1                                | .1                                   |
| Hay—alfalfa, other tame, small grain, wild, grass silage, green chop, etc.<br>(see text)..... farms.. | -15.1          | .2                                   | -9.0                                 | .3                                   |
| ..... acres..   | -3.6           | .4                                   | .5                                   | .5                                   |
| Vegetables harvested for sale (see text)..... farms..   | -43.7          | .8                                   | -19.0                                | 2.0                                  |
| ..... acres..   | -25.0          | 2.1                                  | -8                                   | 3.4                                  |
| Land in orchards..... farms..   | -14.3          | 1.0                                  | -9.0                                 | 1.7                                  |
| ..... acres..   | -2.3           | 1.6                                  | 9.1                                  | 2.1                                  |

<sup>1</sup>Data are based on a sample of farms.

<sup>2</sup>Data for 1987 include cost of custom applications.

<sup>3</sup>Data for 1982 do not include imputation for item nonresponse.

**Table F. Reliability Estimates of County Totals: 1987**

[For meaning of abbreviations and symbols, see introductory text]

| Geographic area | Farms          |   | Land in farms |   | Average value of land and buildings per farm <sup>1</sup> |   | Estimated market value of all machinery and equipment <sup>1</sup> |   | Harvested cropland |   | Irrigated land |   |
|-----------------|----------------|---|---------------|---|---|---|--|---|--------------------|---|----------------|---|
|                 | Total (number) | Relative standard error of estimate (percent) | Total (acres) | Relative standard error of estimate (percent) | Value (dollars)   | Relative standard error of estimate (percent) | Total (\$1,000)  | Relative standard error of estimate (percent) | Total (acres)      | Relative standard error of estimate (percent) | Total (acres)  | Relative standard error of estimate (percent) |
| Adams           | 159            | .9  | 93 290        | .9  | 393 692   | 3.8   | 4 438  | 6.1   | 35 969             | .6  | -              | -   |
| Alcorn          | 434            | .6  | 78 027        | 1.6   | 115 166   | 6.1   | 8 795  | 8.8   | 27 983             | 2.5   | (D)            | (D)   |
| Amite           | 528            | .5  | 152 604       | 1.0   | 265 345   | 8.3   | 11 812   | 5.6   | 21 468             | 1.4   | 352            | 15.0  |
| Attala          | 427            | .5  | 112 601       | 1.0   | 117 754   | 5.0   | 10 547   | 6.7   | 22 407             | 1.9   | 356            | 14.3  |
| Benton          | 232            | 1.0   | 84 509        | 1.6   | 156 270   | 3.9   | 7 481  | 8.5   | 29 974             | 1.7   | (D)            | (D)   |
| Bolivar         | 478            | .6  | 402 720       | .6  | 582 594   | 3.9   | 50 342   | 2.3   | 298 187            | .6  | 137 385        | .8  |
| Calhoun         | 419            | .8  | 134 874       | 1.1   | 152 506   | 4.9   | 16 678   | 7.5   | 61 930             | 1.4   | 780            | 1.5   |
| Carroll         | 431            | .6  | 173 064       | .9  | 222 227   | 3.7   | 13 609   | 9.5   | 39 135             | 1.1   | 3 222          | .3  |
| Chickasaw       | 447            | .8  | 145 426       | 1.5   | 165 593   | 5.2   | 12 379   | 8.1   | 57 862             | 2.5   | (D)            | (D)   |
| Choctaw         | 228            | .8  | 47 224        | 1.9   | 108 298   | 5.5   | 5 199  | 14.4  | 9 169              | 2.0   | (D)            | (D)   |
| Claiborne       | 219            | 1.0   | 100 413       | 1.1   | 304 693   | 1.9   | 5 783  | 5.9   | 16 860             | 2.0   | 1 201          | 1.2   |
| Clarke          | 352            | .8  | 74 002        | 2.0   | 108 446   | 4.2   | 5 819  | 10.1  | 9 467              | 2.6   | 31             | 22.4  |
| Clay            | 393            | .7  | 125 223       | 1.1   | 158 133   | 5.0   | 12 239   | 14.9  | 44 335             | 2.2   | 164            | 25.1  |
| Coahoma         | 237            | .7  | 260 026       | .4  | 777 658   | 3.3   | 28 141   | 9.2   | 184 893            | .4  | 55 557         | .5  |
| Copiah          | 555            | .6  | 151 921       | 1.3   | 182 955   | 9.2   | 11 046   | 7.3   | 21 938             | 1.5   | (D)            | (D)   |
| Covington       | 462            | .5  | 79 616        | 1.4   | 117 664   | 5.4   | 7 854  | 4.6   | 15 670             | 2.7   | 105            | 9.6   |
| De Soto         | 503            | .5  | 166 003       | .8  | 285 207   | 5.4   | 19 663   | 9.1   | 82 039             | .9  | 6 557          | .4  |
| Forrest         | 279            | .7  | 47 667        | 2.3   | 139 133   | 4.0   | 5 982  | 17.6  | 13 391             | 3.3   | (D)            | (D)   |
| Franklin        | 171            | 1.0   | 47 960        | 1.8   | 163 918   | 2.5   | 4 533  | 14.9  | 7 549              | 5.5   | (D)            | (D)   |
| George          | 340            | .7  | 50 590        | 2.1   | 127 400   | 6.0   | 7 920  | 10.5  | 14 274             | 3.9   | 616            | 4.5   |
| Greene          | 309            | .9  | 55 285        | 2.7   | 93 773  | 6.9   | 4 332  | 9.0   | 6 273              | 3.0   | (D)            | (D)   |
| Grenada         | 233            | .7  | 85 444        | .9  | 185 893   | 2.4   | 7 436  | 6.7   | 25 868             | .8  | 545            | .6  |
| Hancock         | 208            | 1.1   | 34 416        | 3.6   | 201 764   | 9.7   | 3 235  | 11.4  | 4 400              | 6.2   | 143            | 14.8  |
| Harrison        | 238            | .8  | 18 149        | 4.9   | 113 378   | 6.8   | 3 366  | 9.0   | 2 805              | 4.9   | 43             | 16.8  |
| Hinds           | 799            | .5  | 265 611       | .9  | 260 727   | 4.5   | 21 045   | 6.8   | 58 504             | 1.5   | 101            | 15.1  |
| Holmes          | 420            | .8  | 236 326       | .8  | 436 217   | 3.9   | 24 212   | 5.5   | 103 300            | .8  | 25 881         | .5  |
| Humphreys       | 325            | .6  | 210 198       | .5  | 537 012   | 2.1   | 30 615   | 3.2   | 109 722            | .7  | 28 820         | .5  |
| Issaquena       | 107            | 1.4   | 121 019       | .9  | 780 804   | 4.1   | 12 856   | 3.4   | 84 927             | .5  | 8 149          | 1.7   |
| Itawamba        | 452            | .6  | 78 932        | 1.6   | 92 746  | 5.3   | 12 060   | 12.3  | 21 774             | 2.0   | 94             | 21.0  |
| Jackson         | 206            | .9  | 20 892        | 3.4   | 111 350   | 6.1   | 3 117  | 16.0  | 3 644              | 6.3   | 25             | 12.3  |
| Jasper          | 423            | .5  | 97 908        | 1.7   | 136 953   | 6.9   | 9 066  | 10.4  | 12 728             | 3.4   | (D)            | (D)   |
| Jefferson       | 234            | 1.0   | 81 073        | 1.5   | 231 697   | 5.1   | 3 857  | 15.2  | 13 691             | 1.1   | 73             | 31.3  |
| Jefferson Davis | 408            | .8  | 76 851        | 1.8   | 94 922  | 4.4   | 6 616  | 11.5  | 18 104             | 3.3   | 132            | 22.1  |
| Jones           | 800            | .4  | 104 172       | 1.0   | 135 893   | 7.5   | 16 665   | 5.6   | 19 060             | 1.7   | 205            | 11.3  |
| Kemper          | 430            | .6  | 107 807       | 1.2   | 122 972   | 4.9   | 8 792  | 13.3  | 16 194             | 1.8   | 99             | 16.0  |
| Lafayette       | 447            | .6  | 113 563       | 1.4   | 132 083   | 4.4   | 9 519  | 13.1  | 23 693             | 1.8   | 99             | 2.1   |
| Lamar           | 336            | .7  | 57 612        | 2.4   | 142 953   | 7.5   | 8 935  | 10.0  | 13 720             | 5.4   | (D)            | (D)   |
| Lauderdale      | 449            | .5  | 86 233        | 1.5   | 129 325   | 4.0   | 8 526  | 14.1  | 12 507             | 2.2   | 82             | 6.0   |
| Lawrence        | 303            | .8  | 61 206        | 2.1   | 136 528   | 7.6   | 7 495  | 10.7  | 13 283             | 4.2   | 32             | 25.1  |
| Leake           | 659            | .4  | 96 008        | 1.2   | 103 009   | 8.2   | 17 767   | 7.2   | 19 880             | 1.6   | 73             | 11.7  |
| Lee             | 567            | .4  | 131 306       | 1.0   | 163 845   | 4.4   | 17 342   | 6.5   | 67 661             | 1.1   | 59             | 6.4   |
| Leflore         | 281            | .6  | 277 137       | .4  | 774 808   | 2.6   | 33 177   | 4.0   | 173 487            | .4  | 50 540         | .4  |
| Lincoln         | 548            | .6  | 103 596       | 1.4   | 133 949   | 5.8   | 13 064   | 8.2   | 16 832             | 1.9   | 101            | 8.6   |
| Lowndes         | 371            | .6  | 131 086       | 1.2   | 204 809   | 3.6   | 9 389  | 6.9   | 55 758             | 1.9   | 320            | 4.2   |
| Madison         | 502            | .6  | 216 946       | .8  | 374 153   | 5.3   | 22 432   | 7.3   | 61 209             | .9  | 1 167          | 1.7   |
| Marion          | 574            | .6  | 96 396        | 1.3   | 140 307   | 8.4   | 12 373   | 7.6   | 15 884             | 1.7   | 87             | 15.9  |
| Marshall        | 554            | .6  | 197 599       | 1.0   | 216 715   | 5.3   | 16 397   | 6.2   | 60 961             | 1.3   | 50             | 24.5  |
| Monroe          | 542            | .6  | 185 982       | 1.1   | 214 611   | 5.2   | 17 730   | 7.0   | 90 025             | 1.7   | 864            | 9.0   |
| Montgomery      | 307            | .7  | 97 454        | 1.4   | 173 743   | 8.1   | 13 467   | 7.6   | 24 601             | 2.0   | 422            | 2.7   |
| Neshoba         | 721            | .3  | 132 386       | .9  | 107 871   | 4.4   | 17 815   | 8.6   | 19 515             | 1.4   | 462            | 11.7  |
| Newton          | 599            | .5  | 105 232       | 1.5   | 126 132   | 8.1   | 15 401   | 10.2  | 22 289             | 2.0   | (D)            | (D)   |
| Noxubee         | 449            | .6  | 219 079       | .8  | 248 163   | 4.0   | 18 826   | 5.2   | 104 566            | 1.3   | 1 701          | 17.1  |
| Oktibbeha       | 355            | .8  | 91 819        | 1.6   | 149 101   | 3.2   | 9 239  | 10.8  | 27 235             | 4.0   | 112            | 20.3  |
| Panola          | 643            | .5  | 237 903       | .6  | 190 886   | 3.3   | 21 873   | 5.6   | 95 412             | .5  | 4 198          | .1  |
| Pearl River     | 584            | .6  | 123 870       | 1.4   | 246 161   | 6.4   | 12 644   | 7.9   | 31 911             | 2.4   | 340            | 13.6  |
| Perry           | 218            | .8  | 35 878        | 2.1   | 117 624   | 7.2   | 4 184  | 9.6   | 7 880              | 1.5   | (D)            | (D)   |
| Pike            | 483            | .7  | 87 139        | 1.8   | 162 414   | 6.7   | 9 812  | 6.2   | 23 318             | 3.4   | 226            | 8.3   |
| Pontotoc        | 604            | .4  | 122 181       | .9  | 104 033   | 5.0   | 15 927   | 9.7   | 57 470             | 1.4   | 121            | 22.0  |
| Prentiss        | 405            | .7  | 87 159        | 1.7   | 131 012   | 8.7   | 10 651   | 7.0   | 40 558             | 2.1   | (D)            | (D)   |
| Quitman         | 256            | .9  | 199 767       | 1.0   | 466 938   | 3.9   | 20 464   | 6.6   | 145 048            | 1.1   | 33 786         | 1.0   |
| Rankin          | 551            | .4  | 130 631       | 1.0   | 175 913   | 10.2  | 15 383   | 5.8   | 29 060             | 1.6   | (D)            | (D)   |
| Scott           | 688            | .4  | 113 926       | 1.3   | 147 892   | 9.0   | 23 164   | 4.0   | 21 627             | 1.8   | 210            | 14.2  |
| Sharkey         | 127            | 1.1   | 177 963       | .5  | 1 019 315   | 2.0   | 22 913   | 2.3   | 133 558            | .6  | 10 857         | .5  |
| Simpson         | 576            | .5  | 95 132        | 1.2   | 126 995   | 5.2   | 16 727   | 4.8   | 13 841             | 1.6   | 114            | 5.2   |
| Smith           | 662            | .4  | 87 046        | 1.2   | 109 733   | 7.9   | 17 866   | 7.7   | 12 567             | 2.6   | 74             | 8.1   |
| Stone           | 221            | .8  | 35 670        | 2.2   | 148 299   | 9.5   | 1 941  | 15.3  | 5 602              | 3.3   | (D)            | (D)   |
| Sunflower       | 442            | .5  | 347 487       | .5  | 542 961   | 5.3   | 49 604   | 10.1  | 211 493            | .7  | 90 260         | .5  |
| Tallahatchie    | 404            | .5  | 296 270       | .4  | 479 953   | 3.4   | 33 632   | 3.4   | 195 347            | .5  | 47 958         | .6  |
| Tate            | 560            | .5  | 162 925       | .9  | 169 907   | 4.8   | 19 115   | 4.8   | 60 932             | 1.1   | 852            | 1.3   |
| Tippah          | 532            | .5  | 99 940        | 1.1   | 103 573   | 4.2   | 10 585   | 11.8  | 28 178             | 1.7   | 102            | 19.3  |
| Tishomingo      | 298            | .8  | 43 216        | 1.8   | 91 463  | 5.0   | 5 980  | 10.9  | 12 626             | 2.5   | 91             | 28.2  |
| Tunica          | 162            | .9  | 245 244       | .2  | 1 049 451   | 4.9   | 23 047   | 1.7   | 191 430            | .2  | 39 868         | .2  |
| Union           | 579            | .4  | 100 383       | .9  | 97 539  | 4.9   | 11 797   | 6.6   | 44 135             | 1.3   | 126            | 14.5  |
| Walthall        | 611            | .4  | 110 548       | .8  | 146 928   | 5.2   | 14 274   | 5.2   | 29 475             | 1.0   | 156            | 16.0  |
| Warren          | 222            | .8  | 106 927       | .9  | 462 387   | 4.7   | 8 532  | 10.2  | 39 731             | 1.1   | (D)            | (D)   |
| Washington      | 394            | .6  | 355 975       | .5  | 777 561   | 5.1   | 50 553   | 3.0   | 238 051            | .5  | 66 616         | .3  |
| Wayne           | 470            | .7  | 80 003        | 2.2   | 110 504   | 10.3  | 9 075  | 13.9  | 10 581             | 3.9   | (D)            | (D)   |
| Webster         | 300            | .6  | 78 825        | 1.2   | 126 180   | 5.5   | 9 371  | 7.6   | 28 817             | 1.2   | 88             | 22.5  |
| Wilkinson       | 216            | .9  | 102 668       | 1.3   | 298 505   | 4.7   | 4 985  | 10.5  | 13 576             | 1.9   | (D)            | (D)   |
| Winston         | 548            | .4  | 100 108       | 1.3   | 91 492  | 9.5   | 12 713   | 12.5  | 19 178             | 2.3   | (D)            | (D)   |
| Yalobusha       | 299            | .8  | 91 427        | 1.8   | 141 846   | 4.2   | 7 173  | 7.5   | 26 940             | 1.8   | (D)            | (D)   |
| Yazoo           | 569            | .5  | 367 496       | .5  | 390 613   | 4.5   | 36 991   | 4.8   | 165 709            | .4  | 9 572          | 1.6   |

See footnotes at end of table.

**Table F. Reliability Estimates of County Totals: 1987—Con.**

[For meaning of abbreviations and symbols, see introductory text]

| Geographic area | Cattle and calves inventory |   | Hogs and pigs inventory |   | Corn for grain or seed |   | Wheat for grain |   | Soybeans for beans |   | Market value of agricultural products sold |   |
|-----------------|-----------------------------|---|-------------------------|---|------------------------|---|-----------------|---|--------------------|---|--|---|
|                 | Total (number)              | Relative standard error of estimate (percent) | Total (number)          | Relative standard error of estimate (percent) | Total (acres)          | Relative standard error of estimate (percent) | Total (acres)   | Relative standard error of estimate (percent) | Total (acres)      | Relative standard error of estimate (percent) | Total (\$1,000)                            | Relative standard error of estimate (percent) |
| Adams           | 3 671                       | 3.3   | 355                     | 15.8  | 1 094                  | .7  | 1 585           | 4.6   | 26 822             | .3  | 8 336                                      | .6  |
| Alcorn          | 7 694                       | 2.8   | 1 494                   | 13.5  | 3 714                  | 2.2   | 670             | 6.5   | 15 588             | 3.9   | 5 771                                      | 1.8   |
| Amite           | 30 942                      | .9  | 156                     | 8.3   | 1 250                  | 2.3   | 546             | 9.2   | 686                | 3.9   | 13 381                                     | .8  |
| Attala          | 12 525                      | 2.1   | 3 061                   | 13.3  | 1 483                  | 6.3   | 585             | 7.3   | 4 060              | 2.6   | 9 369                                      | 1.4   |
| Benton          | 7 339                       | 2.5   | 787                     | 10.9  | 2 372                  | 3.8   | 817             | 6.0   | 13 091             | 2.4   | 8 006                                      | 1.7   |
| Bolivar         | 1 186                       | 8.0   | (D)                     | (D)   | 88                     | 8.5   | 29 946          | 1.4   | 168 543            | .8  | 79 363                                     | .3  |
| Calhoun         | 11 910                      | 2.6   | 3 917                   | 3.2   | 2 047                  | 3.3   | 1 480           | 7.6   | 24 425             | 2.7   | 15 830                                     | 1.0   |
| Carroll         | 32 325                      | 1.0   | 1 112                   | 10.4  | 1 448                  | 3.3   | 1 134           | 7.1   | 11 511             | 1.6   | 15 849                                     | .7  |
| Chickasaw       | 22 932                      | 2.2   | (D)                     | (D)   | 4 136                  | 3.1   | 2 699           | 7.0   | 39 412             | 3.4   | 15 491                                     | 1.4   |
| Choctaw         | 7 535                       | 2.0   | 2 892                   | 8.6   | 272                    | 4.1   | (D)             | (D)   | 2 746              | 5.6   | 3 650                                      | 1.4   |
| Claiborne       | 14 917                      | 1.8   | 1 810                   | 1.1   | 1 506                  | 5.3   | 1 460           | 7.7   | 6 982              | 1.1   | 6 015                                      | 1.3   |
| Clarke          | 11 495                      | 2.8   | 1 438                   | 9.9   | 680                    | 10.6  | (D)             | (D)   | (D)                | (D)   | 2 785                                      | 2.8   |
| Clay            | 21 662                      | 1.5   | 2 341                   | 3.2   | 965                    | 3.5   | 1 964           | 4.0   | 31 501             | 3.1   | 12 562                                     | 1.2   |
| Coahoma         | 641                         | 1.8   | 319                     | 19.1  | 101                    | 4.0   | 19 413          | .8  | 87 516             | .6  | 58 771                                     | .2  |
| Copiah          | 25 426                      | 1.8   | 4 911                   | 1.0   | 2 543                  | 1.1   | (D)             | (D)   | 5 639              | -   | 25 972                                     | .4  |
| Covington       | 16 971                      | 1.7   | 199                     | 10.8  | 2 012                  | 11.9  | 1 590           | 7.2   | 2 053              | 7.7   | 17 391                                     | .5  |
| De Soto         | 16 787                      | 2.0   | 656                     | 21.1  | 4 363                  | .9  | 12 602          | 1.0   | 44 293             | 1.0   | 20 678                                     | .5  |
| Forrest         | 7 295                       | 2.5   | 583                     | 18.4  | 766                    | 5.4   | 3 303           | 7.9   | 7 821              | 4.3   | 8 181                                      | 1.2   |
| Franklin        | 6 261                       | 2.2   | 191                     | 20.1  | 3 507                  | 10.9  | 462             | -   | 1 371              | 8.0   | 2 551                                      | 3.7   |
| George          | 7 751                       | 2.2   | 4 048                   | .8  | 1 692                  | 5.2   | 2 188           | 6.4   | 7 400              | 5.8   | 5 394                                      | 1.8   |
| Greene          | 7 598                       | 3.3   | 408                     | 19.6  | 1 193                  | 6.4   | -               | -   | 1 127              | 4.8   | 7 707                                      | 1.0   |
| Grenada         | 10 503                      | 1.7   | 556                     | 5.7   | 765                    | 3.9   | 1 109           | 2.4   | 10 649             | 1.2   | 12 060                                     | .5  |
| Hancock         | 5 756                       | 4.8   | 760                     | 16.7  | (D)                    | (D)   | 837             | 24.4  | 1 031              | 22.3  | 1 776                                      | 4.8   |
| Harrison        | 3 202                       | 3.8   | 175                     | 29.7  | 38                     | 22.8  | -               | -   | 436                | 11.6  | 1 593                                      | 2.9   |
| Hinds           | 45 661                      | 1.3   | 3 424                   | 11.4  | 2 309                  | 2.6   | 3 849           | 3.8   | 19 747             | 3.8   | 32 795                                     | .6  |
| Holmes          | 15 446                      | 2.3   | 829                     | 9.0   | 1 454                  | 4.4   | 2 554           | 4.1   | 30 169             | 1.6   | 39 785                                     | .5  |
| Humphreys       | (D)                         | (D)   | 521                     | 8.8   | 514                    | 1.0   | 8 404           | 2.8   | 45 969             | 1.2   | 86 405                                     | .1  |
| Issaquena       | 1 534                       | 6.0   | -                       | -   | -                      | -   | 9 105           | -   | 60 694             | .6  | 21 421                                     | .4  |
| Itawamba        | 9 386                       | 4.0   | 2 578                   | 5.1   | 1 914                  | 6.3   | 274             | 8.7   | 9 481              | 2.7   | 12 991                                     | .7  |
| Jackson         | 4 945                       | 5.6   | (D)                     | (D)   | 481                    | 4.0   | (D)             | (D)   | 910                | 17.2  | 2 565                                      | 2.8   |
| Jasper          | 14 309                      | 1.8   | 1 941                   | 8.2   | 701                    | 4.9   | (D)             | (D)   | 2 926              | 12.1  | 9 327                                      | 1.2   |
| Jefferson       | 7 531                       | 3.1   | (D)                     | (D)   | 1 159                  | 2.1   | 1 275           | -   | 7 693              | .8  | 4 111                                      | .9  |
| Jefferson Davis | 16 110                      | 2.3   | 2 407                   | 8.7   | 1 889                  | 5.3   | 2 926           | 8.5   | 5 185              | 6.6   | 7 321                                      | 1.5   |
| Jones           | 27 342                      | 1.1   | 985                     | 8.2   | 585                    | 8.2   | 2 154           | 3.5   | 3 963              | 4.3   | 58 614                                     | .3  |
| Kemper          | 16 586                      | 2.2   | 578                     | 15.8  | 685                    | 5.5   | 743             | -   | 5 209              | 2.5   | 4 292                                      | 2.1   |
| Lafayette       | 11 171                      | 2.3   | 267                     | 11.8  | 2 055                  | 5.1   | 369             | 17.8  | 5 414              | 4.3   | 6 961                                      | 1.6   |
| Lamar           | 10 538                      | 4.1   | 678                     | 15.8  | 490                    | 5.9   | 3 037           | 12.3  | 2 361              | 10.8  | 13 042                                     | .9  |
| Lauderdale      | 13 337                      | 2.5   | 124                     | 13.5  | 140                    | 9.7   | (D)             | (D)   | (D)                | (D)   | 4 647                                      | 1.2   |
| Lawrence        | 10 385                      | 2.6   | 667                     | 21.0  | 2 672                  | 10.2  | 1 310           | 11.1  | 4 852              | 5.4   | 4 985                                      | 1.7   |
| Leake           | 18 567                      | 1.2   | 877                     | 5.0   | 789                    | 5.3   | 514             | 4.6   | 3 942              | 4.5   | 50 236                                     | .3  |
| Lee             | 17 870                      | 1.5   | 1 058                   | 9.1   | 4 096                  | 3.9   | 2 956           | 3.9   | 47 588             | 1.4   | 16 010                                     | .6  |
| Leflore         | 1 896                       | 3.1   | 466                     | 3.6   | 560                    | 23.6  | 2 469           | 1.7   | 76 014             | .7  | 70 861                                     | .2  |
| Lincoln         | 25 084                      | 1.8   | 556                     | 34.3  | 2 076                  | 11.6  | 331             | 7.0   | 1 206              | 2.5   | 13 304                                     | 1.4   |
| Lowndes         | 11 676                      | 2.2   | 1 817                   | 4.8   | 915                    | 7.4   | 6 512           | 2.8   | 39 102             | 2.5   | 9 790                                      | 1.5   |
| Madison         | 22 859                      | 1.6   | 1 017                   | 6.7   | 2 976                  | .8  | 3 699           | 7.6   | 11 734             | 1.2   | 23 300                                     | .6  |
| Marion          | 20 383                      | 1.5   | 881                     | 12.4  | 1 166                  | 3.7   | 792             | 11.8  | 950                | 5.2   | 9 911                                      | 1.2   |
| Marshall        | 22 570                      | 1.6   | 3 298                   | 10.0  | 2 795                  | 3.6   | 1 898           | 7.4   | 23 471             | 1.8   | 18 321                                     | .8  |
| Monroe          | 20 186                      | 1.7   | 6 465                   | 7.7   | 4 509                  | 5.7   | 7 366           | 4.0   | 57 864             | 2.3   | 16 094                                     | 1.1   |
| Montgomery      | 11 944                      | 2.4   | 1 405                   | 8.9   | 1 202                  | 3.9   | 97              | 22.7  | 6 017              | 4.6   | 8 201                                      | 1.6   |
| Neshoba         | 26 626                      | 1.0   | 298                     | 10.0  | 599                    | 13.5  | 36              | 26.4  | 757                | 12.5  | 26 408                                     | .5  |
| Newton          | 22 649                      | 1.8   | 2 883                   | 4.9   | 207                    | 8.4   | 275             | 12.0  | 7 038              | 2.0   | 34 770                                     | .5  |
| Noxubee         | 21 650                      | 1.3   | 15 827                  | 2.2   | 4 271                  | 2.4   | 5 128           | 4.5   | 80 695             | 1.4   | 22 034                                     | .8  |
| Okfuskeha       | 13 834                      | 1.6   | 4 663                   | 6.5   | 635                    | 2.9   | (D)             | (D)   | 11 998             | 8.6   | 8 486                                      | 1.6   |
| Panola          | 20 295                      | 1.4   | 706                     | 7.5   | 1 926                  | 1.2   | 8 373           | 2.7   | 44 131             | .8  | 24 194                                     | .4  |
| Pearl River     | 35 158                      | 1.2   | 493                     | 16.6  | 397                    | 13.4  | 6 439           | 9.8   | 14 944             | 2.9   | 13 800                                     | 1.0   |
| Perry           | 7 402                       | 1.8   | 801                     | 4.7   | 465                    | 9.8   | 1 278           | 1.9   | 3 254              | 1.1   | 8 558                                      | .7  |
| Pike            | 26 123                      | 2.4   | 1 014                   | 39.5  | 1 788                  | 11.9  | 1 811           | 11.9  | 3 239              | 12.0  | 15 246                                     | 1.2   |
| Pontotoc        | 12 807                      | 1.7   | 1 808                   | 5.2   | 2 866                  | 3.7   | 2 026           | 5.4   | 34 931             | 1.8   | 12 283                                     | 1.1   |
| Prentiss        | 7 570                       | 2.9   | 3 880                   | 5.9   | 3 682                  | 4.0   | 1 643           | 2.3   | 24 607             | 3.0   | 8 790                                      | 1.6   |
| Quitman         | 946                         | 4.5   | 111                     | 21.8  | 749                    | 14.2  | 12 844          | 3.1   | 78 932             | 1.5   | 33 265                                     | .6  |
| Rankin          | 24 355                      | 1.2   | 11 824                  | 1.7   | 724                    | 5.2   | 1 393           | 7.0   | 7 541              | 4.2   | 32 948                                     | .5  |
| Scott           | 24 189                      | 1.8   | 1 462                   | 8.6   | 352                    | 5.2   | (D)             | (D)   | 6 278              | 4.9   | 103 861                                    | .1  |
| Sharkey         | (D)                         | (D)   | 511                     | 3.9   | (D)                    | (D)   | 7 465           | 1.4   | 83 095             | .8  | 41 934                                     | .2  |
| Simpson         | 19 295                      | 1.5   | 7 093                   | 2.1   | 1 694                  | 4.8   | (D)             | (D)   | 2 138              | 4.5   | 54 890                                     | .2  |
| Smith           | 19 079                      | 1.7   | 1 002                   | 5.7   | 326                    | 11.1  | 757             | 14.2  | 963                | 18.0  | 54 271                                     | .2  |
| Stone           | 7 035                       | 2.2   | 2 807                   | 5.4   | 668                    | 3.8   | 662             | 12.9  | 690                | 16.4  | 4 120                                      | 1.4   |
| Sunflower       | 2 920                       | 3.5   | (D)                     | (D)   | 237                    | 14.9  | 9 465           | 1.7   | 89 392             | 1.3   | 86 801                                     | .2  |
| Tallahatchie    | 7 211                       | 2.9   | 3 586                   | 1.6   | (D)                    | (D)   | 4 779           | 1.9   | 105 905            | .7  | 53 171                                     | .3  |
| Tate            | 25 629                      | 1.2   | 1 386                   | 21.4  | 1 592                  | 3.0   | 5 875           | 1.8   | 24 348             | 2.1   | 20 598                                     | .7  |
| Tippah          | 11 233                      | 1.6   | 1 562                   | 6.6   | 3 121                  | 2.6   | 139             | 6.8   | 13 914             | 2.3   | 7 944                                      | 1.3   |
| Tishomingo      | 5 137                       | 3.8   | 2 612                   | 8.1   | 2 505                  | 3.1   | 745             | 5.2   | 6 174              | 4.3   | 2 674                                      | 2.2   |
| Tunica          | 1 025                       | 4.8   | 146                     | 19.6  | (D)                    | (D)   | 20 880          | .3  | 127 498            | .3  | 46 565                                     | .2  |
| Union           | 10 210                      | 1.6   | 2 070                   | 6.8   | 4 973                  | 2.1   | 773             | 5.6   | 22 886             | 1.9   | 10 101                                     | 1.0   |
| Walthall        | 28 473                      | 1.0   | 3 230                   | 11.4  | 1 011                  | 2.3   | 4 204           | 5.8   | 2 814              | 3.8   | 16 209                                     | .7  |
| Warren          | 7 082                       | 2.4   | 2 117                   | 3.6   | 710                    | .7  | 1 427           | 5.2   | 22 684             | 1.9   | 12 674                                     | .7  |
| Washington      | 1 645                       | 5.7   | 251                     | 20.4  | 756                    | 3.4   | 29 409          | 2.1   | 108 264            | .7  | 92 813                                     | .2  |
| Wayne           | 14 340                      | 2.8   | 1 892                   | 3.2   | 975                    | 9.0   | 80              | 38.0  | 1 138              | 22.7  | 20 761                                     | .5  |
| Webster         | 7 873                       | 3.0   | 710                     | 14.9  | 766                    | 8.9   | 374             | 8.6   | 8 429              | 2.7   | 8 543                                      | .7  |
| Wilkinson       | 15 551                      | 2.0   | 207                     | 27.1  | 226                    | 11.3  | -               | -   | 2 240              | -   | 4 238                                      | 1.9   |
| Winston         | 18 342                      | 1.8   | 713                     | 5.8   | 428                    | 6.2   | 546             | 11.3  | 2 319              | 8.4   | 7 163                                      | 1.4   |
| Yalobusha       | 9 005                       | 3.2   | 2 649                   | 1.0   | 922                    | 8.7   | (D)             | (D)   | 8 482              | 1.9   | 7 927                                      | 1.3   |
| Yazoo           | 20 158                      | 1.7   | 12 446                  | 1.3   | 2 379                  | 1.1   | 4 903           | .2  | 66 157             | .7  | 61 073                                     | .3  |

See footnotes at end of table.

**Table F. Reliability Estimates of County Totals: 1987—Con.**

[For meaning of abbreviations and symbols, see introductory text]

| Geographic area | Selected farm production expenses <sup>1</sup> |   |                       |   |                  |   |                    |   |                                   |   |
|-----------------|--|---|-----------------------|---|------------------|---|--------------------|---|-----------------------------------|---|
|                 | Livestock and poultry purchased                |   | Commercial fertilizer |   | Hired farm labor |   | Petroleum products |   | Electricity for the farm business |   |
|                 | Total (\$1,000)                                | Relative standard error of estimate (percent) | Total (\$1,000)       | Relative standard error of estimate (percent) | Total (\$1,000)  | Relative standard error of estimate (percent) | Total (\$1,000)    | Relative standard error of estimate (percent) | Total (\$1,000)                   | Relative standard error of estimate (percent) |
| Adams           | 94   | 16.8  | 499                   | 12.1  | 765              | 1.5   | 417                | 9.7   | 41                                | 9.7   |
| Alcorn          | 398  | 26.9  | 709                   | 12.2  | 312              | 23.5  | 494                | 13.6  | 63                                | 23.4  |
| Amite           | 2 071  | 17.0  | 942                   | 6.3   | 941              | 9.7   | 744                | 8.9   | 256                               | 5.8   |
| Attala          | 451  | 25.7  | 611                   | 8.2   | 1 072            | 5.8   | 597                | 12.3  | 183                               | 10.4  |
| Benton          | 231  | 35.8  | 840                   | 8.6   | 642              | 1.1   | 411                | 7.1   | 45                                | 9.7   |
| Bolivar         | 1 224  | -   | 4 207                 | 2.4   | 8 729            | 3.4   | 5 085              | 2.6   | 1 490                             | 3.9   |
| Calhoun         | 787  | 15.5  | 1 892                 | 8.1   | 1 183            | 7.0   | 1 167              | 7.7   | 93                                | 13.9  |
| Carroll         | 3 036  | 1.9   | 1 320                 | 5.6   | 1 731            | 2.1   | 959                | 7.9   | 145                               | 9.7   |
| Chickasaw       | 3 295  | 16.1  | 1 303                 | 9.3   | 1 018            | 22.5  | 816                | 7.9   | 107                               | 12.0  |
| Choctaw         | 442  | 5.4   | 321                   | 16.5  | 309              | 2.5   | 214                | 16.6  | 43                                | 19.0  |
| Claiborne       | 772  | 3.6   | 261                   | 7.8   | 520              | 1.9   | 322                | 8.5   | 37                                | 16.2  |
| Clarke          | 155  | 29.3  | 299                   | 19.2  | 84               | 38.7  | 184                | 12.2  | 42                                | 28.9  |
| Clay            | 2 687  | 14.1  | 827                   | 32.7  | 665              | 10.7  | 661                | 12.5  | 80                                | 16.1  |
| Coahoma         | (D)  | (D)   | 3 779                 | 1.2   | 6 840            | 5.2   | 3 038              | 3.2   | 553                               | 4.4   |
| Copiah          | 5 995  | 3.0   | 740                   | 12.2  | 1 089            | 2.2   | 869                | 3.0   | 166                               | 7.2   |
| Covington       | 4 290  | 4.5   | 634                   | 8.7   | 1 008            | 1.2   | 949                | 5.4   | 314                               | 5.4   |
| De Soto         | 579  | 41.1  | 1 479                 | 2.5   | 2 148            | 3.5   | 1 154              | 2.8   | 233                               | 10.3  |
| Forrest         | 712  | 5.0   | 391                   | 8.9   | 668              | 1.6   | 368                | 17.4  | 64                                | 15.8  |
| Franklin        | 198  | 10.0  | 220                   | 19.9  | 103              | 4.2   | 250                | 25.8  | 21                                | 22.4  |
| George          | 244  | 22.1  | 524                   | 13.9  | 531              | 13.1  | 304                | 12.2  | 91                                | 13.0  |
| Greene          | 838  | 3.5   | 205                   | 11.9  | 383              | 1.7   | 209                | 5.7   | 54                                | 17.6  |
| Grenada         | 956  | 1.3   | 683                   | 5.4   | 1 018            | .5  | 601                | 5.9   | 80                                | 6.1   |
| Hancock         | 171  | 36.2  | 230                   | 21.7  | 85               | 3.5   | 123                | 11.6  | 78                                | 26.1  |
| Harrison        | 123  | 31.7  | 134                   | 14.6  | 143              | 2.3   | 105                | 15.3  | (D)                               | (D)   |
| Hinds           | 1 504  | 10.0  | 1 448                 | 6.1   | 2 370            | 8.9   | 1 384              | 6.1   | 429                               | 7.8   |
| Holmes          | 451  | 7.6   | 2 462                 | 2.2   | 3 714            | .9  | 2 217              | 2.1   | 255                               | 5.2   |
| Humphreys       | 4 159  | 1.2   | 1 772                 | 3.1   | 7 635            | 1.1   | 4 206              | 2.2   | 1 444                             | 4.1   |
| Issaquena       | (D)  | (D)   | 1 072                 | 1.2   | 2 060            | .6  | 1 081              | 1.2   | (D)                               | (D)   |
| Itawamba        | 1 297  | 12.4  | 491                   | 10.8  | 308              | 8.2   | 375                | 9.8   | 89                                | 10.7  |
| Jackson         | 141  | 50.3  | 133                   | 21.6  | 120              | 9.7   | 104                | 10.7  | 51                                | 13.1  |
| Jasper          | 923  | 6.0   | 279                   | 15.2  | 374              | 34.5  | 382                | 15.0  | 111                               | 4.5   |
| Jefferson       | 91   | 39.9  | 202                   | 12.4  | 393              | 11.4  | 273                | 7.2   | 38                                | 22.0  |
| Jefferson Davis | 861  | 8.4   | 543                   | 12.2  | 217              | 10.0  | 391                | 13.3  | 54                                | 16.8  |
| Jones           | 8 999  | 3.1   | 845                   | 9.0   | 2 098            | 7.5   | 970                | 4.2   | 501                               | 7.4   |
| Kemper          | 270  | 24.1  | 443                   | 10.8  | 150              | 29.0  | 288                | 10.5  | 39                                | 16.6  |
| Lafayette       | 582  | 18.1  | 660                   | 10.8  | 431              | 13.5  | 395                | 6.7   | 46                                | 22.9  |
| Lamar           | 1 391  | 5.1   | 696                   | 23.9  | 588              | 1.6   | 432                | 9.5   | 136                               | 22.0  |
| Lauderdale      | 324  | 31.4  | 271                   | 17.7  | 451              | 2.9   | 377                | 11.5  | 53                                | 12.9  |
| Lawrence        | 501  | 17.3  | 494                   | 15.6  | 172              | 21.7  | 372                | 16.6  | 42                                | 26.3  |
| Leake           | 5 467  | 2.8   | 443                   | 7.2   | 2 483            | 3.0   | 1 017              | 3.3   | 584                               | 6.6   |
| Lee             | 2 458  | 3.3   | 1 226                 | 9.3   | 1 273            | 5.6   | 1 037              | 6.9   | 184                               | 9.3   |
| Leflore         | 2 091  | .8  | 3 365                 | 1.4   | 6 813            | 2.9   | 3 568              | 3.5   | 741                               | 7.3   |
| Lincoln         | 1 792  | 14.2  | 786                   | 16.5  | 748              | 5.5   | 534                | 9.5   | 237                               | 15.4  |
| Lowndes         | 446  | 8.5   | 910                   | 14.6  | 924              | 2.7   | 779                | 15.1  | 87                                | 9.8   |
| Madison         | 771  | 8.7   | 2 001                 | 8.3   | 2 267            | 4.6   | 1 521              | 6.1   | 142                               | 7.4   |
| Marion          | 744  | 9.5   | 893                   | 13.2  | 520              | 8.8   | 545                | 7.3   | 200                               | 13.3  |
| Marshall        | 655  | 13.4  | 1 694                 | 6.3   | 1 288            | 5.2   | 1 069              | 4.8   | 181                               | 9.2   |
| Monroe          | 756  | 16.7  | 1 898                 | 8.4   | 1 339            | 5.0   | 1 360              | 7.6   | 179                               | 5.6   |
| Montgomery      | 254  | 27.8  | 869                   | 9.4   | 562              | 17.3  | 578                | 10.4  | 62                                | 10.9  |
| Neshoba         | 3 648  | 3.5   | 787                   | 7.7   | 1 350            | 13.7  | 743                | 8.1   | 351                               | 16.2  |
| Newton          | 3 425  | 6.7   | 986                   | 11.5  | 1 629            | 1.2   | 771                | 6.7   | 291                               | 4.6   |
| Noxubee         | 1 131  | 16.9  | 2 093                 | 9.4   | 1 583            | 5.6   | 1 187              | 6.9   | 288                               | 6.5   |
| Oktibbeha       | 594  | 16.4  | 476                   | 9.8   | 706              | 7.1   | 441                | 5.7   | 121                               | 13.6  |
| Panola          | 615  | 16.5  | 2 088                 | 3.3   | 2 133            | 3.5   | 1 769              | 4.8   | 175                               | 5.7   |
| Pearl River     | 2 397  | 8.0   | 1 134                 | 4.6   | 755              | 11.2  | 681                | 5.2   | 374                               | 11.4  |
| Perry           | 1 578  | 35.1  | 258                   | 12.7  | 415              | 3.9   | 271                | 9.0   | 73                                | 10.9  |
| Pike            | 1 170  | 27.7  | 861                   | 7.3   | 1 008            | 13.1  | 532                | 6.8   | 266                               | 3.2   |
| Pontotoc        | 602  | 31.7  | 1 219                 | 10.6  | 398              | 9.7   | 779                | 6.8   | 70                                | 14.1  |
| Prentiss        | 1 092  | 9.8   | 782                   | 6.9   | 360              | 12.8  | 529                | 7.9   | 86                                | 13.0  |
| Quitman         | (D)  | (D)   | 2 200                 | 2.8   | 3 508            | 1.6   | 2 117              | 3.9   | 274                               | 4.8   |
| Rankin          | 4 581  | 3.4   | 848                   | 6.8   | 1 758            | 4.4   | 892                | 7.4   | 298                               | 8.0   |
| Scott           | 21 684   | .7  | 579                   | 14.4  | 3 581            | 4.3   | 1 616              | 3.0   | 897                               | 1.1   |
| Sharkey         | (D)  | (D)   | 1 943                 | .7  | 4 709            | 1.0   | 2 233              | 1.0   | 309                               | 2.3   |
| Simpson         | 7 205  | 3.0   | 538                   | 10.1  | 2 684            | 1.8   | 1 084              | 3.7   | 759                               | 2.1   |
| Smith           | 6 735  | 4.5   | 386                   | 15.2  | 1 428            | 4.0   | 844                | 5.0   | 375                               | 4.1   |
| Stone           | 365  | 9.4   | 198                   | 11.4  | 118              | 3.9   | 169                | 15.0  | 124                               | 8.9   |
| Sunflower       | 4 560  | 5.8   | 3 454                 | 2.5   | 8 552            | 1.5   | 4 438              | 2.4   | 844                               | 2.8   |
| Tallahatchie    | 530  | 18.6  | 3 244                 | 2.1   | 6 209            | 2.8   | 3 291              | 2.7   | 449                               | 5.0   |
| Tate            | 1 493  | 8.7   | 1 338                 | 4.8   | 1 445            | 7.5   | 958                | 5.8   | 189                               | 8.2   |
| Tippah          | 250  | 12.7  | 642                   | 21.8  | 430              | 7.3   | 395                | 12.3  | 97                                | 8.7   |
| Tishomingo      | 199  | 13.2  | 331                   | 12.8  | 85               | 34.5  | 187                | 14.2  | 38                                | 29.6  |
| Tunica          | 292  | -   | 1 895                 | 2.3   | 5 233            | .6  | 2 469              | .9  | 648                               | 1.0   |
| Union           | 603  | 14.2  | 1 074                 | 6.5   | 587              | 6.8   | 656                | 8.5   | 78                                | 11.6  |
| Walthall        | 607  | 14.5  | 1 310                 | 7.2   | 1 281            | 6.4   | 744                | 5.0   | 306                               | 4.2   |
| Warren          | 257  | 40.9  | 611                   | 1.8   | 1 306            | 15.7  | 694                | 3.8   | 51                                | 9.9   |
| Washington      | 1 608  | .6  | 3 653                 | 1.6   | 8 469            | .6  | 4 838              | 1.4   | 1 432                             | 4.6   |
| Wayne           | 2 165  | 4.9   | 528                   | 18.2  | 646              | 5.4   | 499                | 6.4   | 125                               | 7.3   |
| Webster         | 229  | 33.0  | 974                   | 7.1   | 564              | 15.9  | 485                | 4.0   | 47                                | 11.4  |
| Wilkinson       | 338  | 13.8  | 256                   | 6.6   | 441              | 12.3  | 276                | 12.3  | (D)                               | (D)   |
| Winston         | 616  | 18.1  | 565                   | 15.0  | 186              | 7.3   | 362                | 12.2  | 90                                | 37.9  |
| Yalobusha       | 57   | 16.8  | 694                   | 6.7   | 654              | 1.4   | 470                | 6.4   | 54                                | 7.3   |
| Yazoo           | 1 112  | 9.4   | 3 908                 | 4.5   | 6 860            | 1.8   | 3 314              | 2.9   | 573                               | 2.1   |

<sup>1</sup>Data are based on a sample of farms.

**Table G. State Coverage Evaluation Estimates of Farms Not on the Mail List: 1987**

[Data are based on a sample of farms; see text. For meaning of abbreviations and symbols, see introductory text.]

| Item  | Not on mail list |   | Percent not on mail list |                           |
|---|------------------|---|--------------------------|---------------------------|
|   | Total number     | Relative standard error of estimate (percent) | Total percent            | Standard error of percent |
| Farms..... number..                                       | 6 298            | 2.8   | 15.6                     | .4                        |
| Land in farms..... acres..                                | 411 982          | 25.0  | 3.7                      | .9                        |
| Farms by size:  |                  |   |                          |                           |
| Less than 50 acres..... farms..                           | 3 950            | 3.9   | 34.1                     | 1.3                       |
| 50 acres or more..... farms..                             | 2 346            | 3.3   | 8.1                      | .3                        |
| Harvested cropland..... farms..                           | 1 853            | 25.1  | 7.1                      | 1.8                       |
| ..... acres..   | 44 903           | 59.1  | 1.0                      | .6                        |
| Farms by value of sales:                                  |                  |   |                          |                           |
| Less than \$2,500..... farms..                            | 4 193            | 3.5   | 27.4                     | 1.0                       |
| \$2,500 or more..... farms..                              | 2 105            | 4.1   | 8.4                      | .3                        |
| \$2,500 to \$9,999..... farms..                           | (S)              | (S)   | (S)                      | (S)                       |
| \$10,000 or more..... farms..                             | (S)              | (S)   | (S)                      | (S)                       |
| Market value of agricultural products sold..... \$1,000.. | 16 036           | 34.0  | .9                       | .3                        |
| Farms by standard industrial classification:              |                  |   |                          |                           |
| Crops (01)..... farms..                                   | 585              | 13.0  | 5.2                      | .7                        |
| Livestock (02)..... farms..                               | 5 712            | 2.8   | 19.6                     | .5                        |
| Farms by tenure of operator:                              |                  |   |                          |                           |
| Full owners..... farms..                                  | 4 635            | 3.1   | 17.4                     | .5                        |
| Part owners and tenants..... farms..                      | 1 661            | 6.0   | 12.1                     | .7                        |
| Operators by principal occupation:                        |                  |   |                          |                           |
| Farming..... farms..                                      | 1 637            | 3.8   | 9.8                      | .4                        |
| Other..... farms..  | 4 660            | 3.5   | 19.7                     | .7                        |
| Average age of operator..... years..                      | 49.6             | (Z)   | (X)                      | (X)                       |

Note 1: Farms classified as nonfarms, nonfarms classified as farms, and farms appearing more than once in the census are not accounted for in these estimates, but will be provided in the 1987 Coverage Evaluation publication. See appendix C for further explanation.

Note 2: Detail may not add to total due to rounding.




# APPENDIX D. Report Form and Information Sheet

**DUE BY FEBRUARY 1, 1988**

OMB No. 0607-0634; Approval Expires September 30, 1989

FORM **87-A0206**  
(9-23-86)



**UNITED STATES  
CENSUS  
OF AGRICULTURE**

U.S. DEPARTMENT OF COMMERCE  
BUREAU OF THE CENSUS

**NOTICE** — Response to this inquiry is required by law (title 13, U.S. Code). By the same law YOUR REPORT TO THE CENSUS BUREAU IS CONFIDENTIAL. It may be seen only by sworn Census employees and may be used only for statistical purposes. Your report CANNOT be used for purposes of taxation, investigation, or regulation. The law also provides that copies retained in your files are immune from legal process.

In correspondence pertaining to this report, please refer to your Census File Number (CFN)

87-A0206

Please complete this form and return it to:  
**BUREAU OF THE CENSUS**  
1201 East Tenth Street  
Jeffersonville, IN 47133

**Note** — If your records are not available, reasonable estimates may be used. If you cannot file by February 1, a time extension request may be sent to the above address. Include your 12-character Census File Number (CFN) as shown in your address label in all correspondence to us.

If you received more than one report form, enter extra Census File Numbers here and return extra copies with your completed report.

|   |  |  |  |  |  |  |  |  |  |  |  |
|---|--|--|--|--|--|--|--|--|--|--|--|
| A |  |  |  |  |  |  |  |  |  |  |  |
| A |  |  |  |  |  |  |  |  |  |  |  |

|                        |     |     |     |     |
|------------------------|-----|-----|-----|-----|
| <b>CENSUS USE ONLY</b> | 035 | 036 | 037 | 038 |
|                        | 039 | 040 | 041 | 042 |

Please correct errors in name, address, and ZIP Code. ENTER street and number if not shown.

**SECTION 1: ACREAGE IN 1987** Report land owned, rented, or used by you, your spouse, or by the partnership, corporation, or organization for which you are reporting. Include ALL LAND, REGARDLESS OF LOCATION OR USE — cropland, pastureland, rangeland, woodland, idle land, house lots, etc.

*If the acres you operated in 1987 changed during the year, refer to the INFORMATION SHEET, section 1.*

| None   | Number of acres |
|--|-----------------|
| 1. All land owned .....  | 043             |
| 2. All land rented or leased FROM OTHERS, including land worked by you on shares, used rent free, in exchange for services, payment of taxes, etc. Include leased Federal, State, and railroad land. (DO NOT include land used on a per-head basis under a grazing permit.) Also complete item 5 below. .... | 044             |
| 3. All land rented or leased TO OTHERS, including land worked on shares by others and land subleased. Also complete item 6 below. ....   | 045             |
| 4. Acres in "THIS PLACE" — ADD acres owned (item 1) and acres rented (item 2), then SUBTRACT acres rented TO OTHERS (item 3), and enter the result in this space. ....   | 046             |

*For this census report these are the acres in "THIS PLACE." If the entry is zero please refer to the INFORMATION SHEET, section 1.*

5. If you rented land FROM OTHERS (item 2), enter the following information for each landlord.

| Name of landlord | Mailing address (include ZIP Code) | Number of acres |
|------------------|------------------------------------|-----------------|
|                  |                                    |                 |
|                  |                                    |                 |
|                  |                                    |                 |

List additional landlords on a separate sheet of paper.

6. If you rented land TO OTHERS (item 3), enter the following information for each renter.

| Name of renter | Mailing address (include ZIP Code) | Number of acres |
|----------------|------------------------------------|-----------------|
|                |                                    |                 |
|                |                                    |                 |
|                |                                    |                 |

List additional renters on a separate sheet of paper.

a. Of the land you rented or leased to others, how many acres did you own? .....

None  053 Acres

7. Did you have any grazing permits on a per-head basis?

054

1  Yes — Mark (X) all boxes which apply ..

3 Forest Service  
 4 Taylor Grazing Sec. 3 (BLM)  
 5 Indian Land  
 6 Other — Specify \_\_\_\_\_

2  No — Go to item 8

**8. LOCATION OF AGRICULTURAL ACTIVITY FOR "THIS PLACE"**

a. In what county was the largest value of your agricultural products raised or produced? .....

| Principal county → | County name | State | Number of acres |
|--------------------|-------------|-------|-----------------|
|                    |             |       | 056             |
|                    |             |       | 057             |
|                    |             |       | 058             |
|                    |             |       | 059             |

b. If you also had agricultural operations in any other county(ies), enter the county name(s), etc. ....

**PENALTY FOR FAILURE TO REPORT**

**INSTRUCTIONS** — Please report your crops in the appropriate section. Use section 7 to report ONLY those CROPS NOT listed in sections 2 through 6 and section 8. DO NOT INCLUDE crops grown on land rented to others.

**SECTION 2: Were any of the following CROPS harvested from "THIS PLACE" in 1987?**

| 52  | None                     | Acres harvested | Quantity harvested         | Acres irrigated |
|---|--------------------------|-----------------|----------------------------|-----------------|
| 1. Cotton .....   | <input type="checkbox"/> | 091             | 092<br>Bales               | 093             |
| 2. Soybeans for beans ..  | <input type="checkbox"/> | 088             | 089<br>Bu.                 | 090             |
| 3. Wheat for grain .....  | <input type="checkbox"/> | 073             | 074<br>Bu.                 | 075             |
| 4. Oats for grain .....   | <input type="checkbox"/> | 076             | 077<br>Bu.                 | 078             |
| 5. Rice .....   | <input type="checkbox"/> | 877             | 878<br>Bu. OR<br>1 Barrels | 879             |
| 6. Corn (field) for grain or seed (Report quantity on a dry shelled-weight basis.) .. | <input type="checkbox"/> | 067             | 068<br>Bu.                 | 069             |
| 7. Corn (field) for silage or green chop .....  | <input type="checkbox"/> | 070             | 071<br>Tons, green         | 072             |
| 8. Sorghum for grain or seed .....  | <input type="checkbox"/> | 082             | 083<br>Bu. OR<br>1 Cwt.    | 084             |
| 9. Sorghum for silage or green chop (Do not include sorghum-sudan crosses.) ..        | <input type="checkbox"/> | 085             | 086<br>Tons, green         | 087             |
| 10. Peanuts for nuts ...  | <input type="checkbox"/> | 656             | 657<br>Lbs.                | 658             |
| 11. Sugarcane for sugar   | <input type="checkbox"/> | 722             | 723<br>Tons                | 724             |
| 12. Sugarcane for seed ..   | <input type="checkbox"/> | 725             | 726<br>Tons                | 727             |

**SECTION 3: Was any DRY HAY, GRASS SILAGE, HAYLAGE, or GREEN CHOP cut or harvested from "THIS PLACE" in 1987?**  
Include sorghum-sudan crosses and hay cut from pastures.

53 1  YES — Complete this section 2  NO — Go to section 4

*If cuttings were made for both dry hay and grass silage, haylage, or green chop from the same fields, report the acreage in the appropriate items under DRY HAY and also under GRASS SILAGE, HAYLAGE, and GREEN CHOP.*

1. **DRY HAY** (If two or more cuttings of dry hay were made from the same acres, report acres only once, but report total tons from all cuttings.)

| Acres harvested | Quantity harvested (Report either dry or green weight as indicated) | Acres irrigated |
|-----------------|---|-----------------|
| 103             | 104<br>Tons, dry  | 105             |
| 106             | 107<br>Tons, dry  | 108             |
| 109             | 110<br>Tons, dry  | 111             |
| 112             | 113<br>Tons, dry  | 114             |
| 115             | 116<br>Tons, green  | 117             |

a. Alfalfa and alfalfa mixtures for hay or dehydrating .....

b. Small grain hay — oats, wheat, barley, rye, etc. ....

c. Other tame dry hay — clover, lespedeza, timothy, Bermuda grass, Sudangrass, etc. ....

d. Wild hay .....

2. **GRASS SILAGE, HAYLAGE, AND GREEN CHOP** (If two or more cuttings were made from the same acres, report acres only once, but report total tons from all cuttings.)

3. **HAY SOLD** — Did you sell any hay or grass silage in 1987? (Report value of hay sold in section 9, item 4) .....

118 1  Yes 2  No

**SECTION 4** Were any **VEGETABLES, SWEET CORN, MELONS, etc.,** harvested FOR SALE from "THIS PLACE" in 1987? (Do not include those grown for home use.)

54  YES — Complete this section  
 NO — Go to section 5

|  | Acres       |        | Acres irrigated |        |
|--|-------------|--------|-----------------|--------|
|  | Whole acres | Tenths | Whole acres     | Tenths |
| 1. Land from which vegetables were harvested in 1987 | 376         | /10    | 376             | /10    |

2. From the list below, enter the crop name and code for each crop harvested in 1987. If more than one vegetable crop was harvested from the same acres, report acres for each crop. Report crops grown under protection in section 5.

| Crop name   | Code | Acres harvested | Acres irrigated |
|-------------|------|-----------------|-----------------|
| Watermelons | 473  | /10             | 474             |
|             |      | /10             | 1               |
|             |      | /10             | 1               |
|             |      | /10             | 1               |
|             |      | /10             | 1               |
|             |      | /10             | 1               |

If more space is needed, use a separate sheet of paper.

| Crop name                   | Code | Crop name   | Code | Crop name   | Code |
|-----------------------------|------|---|------|---|------|
| Asparagus                   | 379  | Mustard greens  | 431  | Southern peas, green (cowpeas) — blackeyed, crowder, etc. | 408  |
| Beans, snap (bush and pole) | 381  | Onions, dry   | 433  | Squash  | 459  |
| Beets                       | 383  | Onions, green   | 435  | Sweet corn  | 481  |
| Cabbage, head               | 391  | Okra  | 437  | Tomatoes  | 463  |
| Cantaloups and muskmelons   | 395  | Peas, English, green (Do not include green southern peas) | 441  | Turnips   | 465  |
| Collards                    | 407  | Peppers, sweet  | 443  | Turnip greens   | 467  |
| Cucumbers and pickles       | 411  | Peppers, hot  | 445  | Other vegetables — Specify                                | 475  |
| Eggplant                    | 415  | Pimientos   | 447  |   |      |
| Lettuce and romaine         | 427  | Pumpkins  | 449  |   |      |
| Lima beans, green           | 429  |   |      |   |      |

**SECTION 5** Were any **STRAWBERRIES or OTHER BERRIES** harvested FOR SALE from "THIS PLACE" in 1987? (Do not include those grown for home use.)

55  YES — Complete this section  
 NO — Go to section 7

| Crop name                   | Code | Acres harvested |        | Quantity harvested | Acres irrigated |        |
|-----------------------------|------|-----------------|--------|--------------------|-----------------|--------|
|                             |      | Whole acres     | Tenths |                    | Whole acres     | Tenths |
| Strawberries                | 536  |                 | /10    | 537 Lbs.           | 538             | /10    |
| Blackberries and dewberries | 608  |                 | /10    | 610 Lbs.           | 611             | /10    |
| Blueberries, tame           | 612  |                 | /10    | 613 Lbs.           | 614             | /10    |
| Raspberries                 | 633  |                 | /10    | 634 Lbs.           | 635             | /10    |
| Other berries — Specify     | 538  |                 | /10    | 640 Lbs.           | 641             | /10    |

If more space is needed, use a separate sheet of paper.

**SECTION 7** Were any **OTHER CROPS** harvested from "THIS PLACE" in 1987 — small grains, field seeds, tobacco, potatoes, dry beans, dry peas, or other crops not previously reported? (Report fruit in section 8.)

57  YES — Complete this section  
 NO — Go to section 9

For those crops not listed enter the crop name and code from the list below. Report quantity harvested in unit specified with crop name.

| Crop name              | Code | Acres harvested | Quantity harvested | Acres irrigated |
|------------------------|------|-----------------|--------------------|-----------------|
| Barley for grain       | 079  |                 | 080 Bu.            | 081             |
| Rye for grain          | 685  |                 | 687 Bu.            | 688             |
| Fescue seed            | 602  |                 | 603 Lbs.           | 604             |
| Red clover seed        | 671  |                 | 672 Lbs.           | 673             |
| Tobacco                | 094  | /10             | 101 Lbs.           | 102 /10         |
| Sweetpotatoes and yams | 100  | /10             | 098 Bu.            | 099 /10         |
| Potatoes, Irish        | 097  | /10             | 099 Cwt.           | 100 /10         |
|                        |      |                 | 1                  | 2               |
|                        |      |                 | 1                  | 2               |
|                        |      |                 | 1                  | 2               |

If more space is needed, use a separate sheet of paper.

| Crop name  | Code | Crop name                                     | Code |
|--|------|---|------|
| Alfalfa seed (pounds)  | 542  | Redtop seed (pounds)                          | 674  |
| Bahia grass seed (pounds)                                      | 551  | Ryegrass seed (pounds)                        | 689  |
| Beans, dry edible (hundredweight)                              | 554  | Sorghum cut for dry forage or hay (tons, dry) | 698  |
| Corn cut for dry fodder, hogged, or grazed (report acres only) | 581  | Sorghum hogged or grazed (report acres only)  | 701  |
| Dry southern peas (cowpeas) (pounds)                           | 584  | Sorghum for sirup (pounds)                    | 704  |
| Guar (pounds)  | 617  | Sunflower seed (pounds)                       | 734  |
| Lespedeza seed (pounds)  | 638  | Timothy seed (pounds)                         | 748  |
| Mungbeans (pounds)   | 647  | Vetch seed (pounds)                           | 755  |
| Orchardgrass seed (pounds)                                     | 663  | Other crops (pounds) — Specify                | 752  |
| Popcorn (pounds, shelled)                                      | 682  |   |      |

**SECTION 5** Were any **NURSERY and GREENHOUSE CROPS, MUSHROOMS, sod, bulbs, flowers, flower seeds, vegetable seeds and plants, vegetables under glass or other protection, GROWN FOR SALE** on "THIS PLACE" in 1987?

56  YES — Complete this section  
 NO — Go to section 6

1. Nursery and greenhouse crops irrigated in 1987

| None                     | Area irrigated |       |        |
|--------------------------|----------------|-------|--------|
|                          | Square feet    | Acres | Tenths |
| <input type="checkbox"/> | 477            | 478   | /10    |

2. From the list below, enter the crop name and code for each crop grown.

| Crop name | Code | Square feet under glass or other protection in 1987 | Acres in the open in 1987 |        | Sales in 1987 |       |
|-----------|------|---|---------------------------|--------|---------------|-------|
|           |      |   | Whole acres               | Tenths | Dollars       | Cents |
|           |      |   | 1                         | /10    | \$            | 00    |
|           |      |   | 1                         | /10    | \$            | 00    |
|           |      |   | 1                         | /10    | \$            | 00    |

If more space is needed, use a separate sheet of paper.

| Crop name   | Code | Crop name                  | Code |
|---|------|----------------------------|------|
| Bedding plants (Include vegetable plants)                   | 479  | Potted flowering plants    | 710  |
| Bulbs (Exclude bulb flowering plants)                       | 482  | Mushrooms                  | 494  |
| Cut flowers and cut florist greens                          | 485  | Sod harvested              | 497  |
| Nursery crops — ornamentals, fruit and nut trees, and vines | 488  | Vegetable and flower seeds | 500  |
| Foliage plants  | 707  | Greenhouse vegetables      | 503  |
|   |      | Other — Specify            | 506  |

**SECTION 8** Was there a combined total of 20 or more **FRUIT TREES, including GRAPEVINES, CITRUS, and NUT TREES**, on "THIS PLACE" in 1987?

58  YES — Complete this section  
 NO — Go to section 9

|     | Total acres |        | Acres irrigated |        |
|-----|-------------|--------|-----------------|--------|
|     | Whole acres | Tenths | Whole acres     | Tenths |
| 121 |             | 122    | /10             | /10    |

1. **TOTAL ACRES** in bearing and nonbearing fruit orchards, citrus or other groves, vineyards, and nut trees on this place. (Do not include abandoned acres.)

2. For those crops not listed below, enter the name and code from the list at the right for other fruit and nut trees on this place in 1987. Report the requested information for each crop even if not harvested because of low prices, damage from hail, frost, etc.

| Crop name | Code | NUMBER OF TREES OR VINES OF — |             | Acres in trees and vines of all ages |        | Quantity harvested | Unit of measure Mark one |      |       | Nonfruit crop Code | Citrus crop Code |
|-----------|------|-------------------------------|-------------|--------------------------------------|--------|--------------------|--------------------------|------|-------|--------------------|------------------|
|           |      | Nonbearing age                | Bearing age | Whole acres                          | Tenths |                    | Lbs.                     | Tons | Boxes |                    |                  |
|           |      |                               |             |                                      |        |                    |                          |      |       |                    |                  |
| Apples    | 123  | 124                           | 125         | 126                                  | 127    | 128                | 1                        | 2    | 3     | 129                | 130              |
| Grapes    | 177  | 178                           | 179         | 180                                  | 181    | 182                | 1                        | 2    | 3     | 183                | 184              |
| Peaches   | 225  | 226                           | 227         | 228                                  | 229    | 230                | 1                        | 2    | 3     | 231                | 232              |
| Pecans    | 339  | 340                           | 341         | 342                                  | 343    | 344                | 1                        | 2    | 3     | 345                | 346              |
|           |      | 1                             | 2           | 3                                    | 4      | 5                  | 1                        | 2    | 3     | 347                | 348              |
|           |      | 1                             | 2           | 3                                    | 4      | 5                  | 1                        | 2    | 3     | 349                | 350              |

| Nonfruit crop                           | Code | Citrus crop            | Code |
|---|------|------------------------|------|
| Apricots                                | 129  | Grapefruit             | 267  |
| Cherries                                | 047  | Lemons                 | 279  |
| Figs                                    | 165  | Oranges                | 297  |
| Nectarines                              | 201  | Tangerines             | 309  |
| Pears                                   | 231  | Other citrus — Specify | 315  |
| Plums and prunes                        | 243  |                        |      |
| Other nonfruit fruit and nuts — Specify | 369  |                        |      |

If more space is needed, use a separate sheet of paper.

FORM 87-A0206 (9-23-86)



**SECTION 9** GROSS VALUE of CROPS SOLD from "THIS PLACE" in 1987, BEFORE taxes and expenses (Refer to the INFORMATION SHEET, section 9.)

Report your best estimate of the value for each of the following groups of crops sold from this place in 1987. Include the value of the landlord's and/or contractor's share, estimating if necessary. Include value of Government CCC loans.

|  | Dollars | Cents |
|--|---------|-------|
| 1. Grains, soybeans and other beans sold in 1987   | 773     | 00    |
| a. Corn for grain  | 774     | 00    |
| b. Wheat   | 775     | 00    |
| c. Soybeans  | 776     | 00    |
| d. Sorghum for grain   | 777     | 00    |
| e. Barley  | 778     | 00    |
| f. Oats  | 779     | 00    |
| g. Other — rice, rye, dry beans, dry peas, popcorn, sunflower seed, etc.   | 780     | 00    |
| 2. Cotton and cottonseed   | 781     | 00    |
| 3. Tobacco   | 782     | 00    |
| 4. Hay, silage, field seeds, and grass seeds   | 783     | 00    |
| 5. Vegetables, sweet corn, and melons — (Do not include Irish potatoes and sweetpotatoes, report them in item 7 below.)                  | 784     | 00    |
| 6. Fruits, nuts, and berries — apples, peaches, pecans, citrus, strawberries, etc.   | 785     | 00    |
| 7. Other crops — Irish potatoes, sweetpotatoes, peanuts, sugarcane, guar, mungbeans, etc. (Do not include nursery and greenhouse crops.) |         |       |
| Specify  | \$      | 00    |

**SECTION 10** How were the ACRES in this place USED in 1987?

NOTE: For items 2 to 5 below, if land was used for more than one purpose in 1987 report it in the FIRST land use listed below that applies. For example, report cropland harvested and also pastured, only as "Cropland harvested."

|  | Number of acres |
|--|-----------------|
| 1. Copy area in "THIS PLACE" from section 1, item 4, page 1  | 787             |
| 2. CROPLAND  |                 |
| a. Cropland harvested — Include all land from which crops were harvested or hay was cut, and all land in orchards, citrus groves, vineyards, and nursery and greenhouse crops. | 788             |
| b. Cropland used only for pasture or grazing — Include rotation pasture and grazing land that could have been used for crops without additional improvements.                  | 789             |
| c. Cropland used for cover crops, legumes, and soil-improvement grasses, but NOT harvested and NOT pastured  | 790             |
| d. Cropland on which all crops failed (Exception: Do not report here land in orchards and vineyards on which the crop failed. Such acreage is to be reported in item 2a.)      | 791             |
| e. Cropland in cultivated summer fallow  | 793             |
| f. Cropland idle   | 794             |
| 3. Woodland — Include all woodlots and timber tracts and cutover and deforested land with young timber growth.   |                 |
| a. Woodland pastured   | 795             |
| b. Woodland not pastured   | 796             |
| 4. Other pastureland and rangeland — Include any pastureland other than cropland and woodland pasture.   | 797             |
| 5. All other land — Land in house lots, ponds, roads, wasteland, etc. — Include any land not reported in items 2 through 4 above.  | 798             |
| 6. TOTAL ACRES — Add the acres reported in items 2 through 5 (Should be the same as item 1 above.)   |                 |

**SECTION 11** Was any LAND in this place IRRIGATED at any time in 1987?

Irrigated land is all land watered by any artificial or controlled means — sprinklers, furrows or ditches, spreader dikes, etc. Include supplemental, partial, and preplant irrigation.

1  YES — Complete this section  
2  NO — Go to section 12

|   | Number of acres irrigated |
|---|---------------------------|
| 1. How many acres of harvested land were irrigated? Include land from which hay was cut and land in bearing and nonbearing fruit and nut crops reported in section 10, item 2a. | 800                       |
| 2. How many acres of pastureland, rangeland, and any other lands not included in item 1 above were irrigated?   | 801                       |

**SECTION 12** Were any ACRES in this place SET ASIDE, DIVERTED, OR IDLED under FEDERAL acreage reduction programs in 1987?

1  YES — Complete this section  
2  NO — Go to section 13

|  | Number of acres |
|--|-----------------|
| 1. How many acres were set aside (or diverted) under ANNUAL commodity acreage adjustment programs? | 802             |
| 2. How many acres were under the CONSERVATION RESERVE PROGRAM (10 year, CRP)?                      | 803             |

**SECTION 13** Did you or anyone else have any CATTLE or CALVES on this place in 1987?

1  YES — Complete this section  
2  NO — Go to section 14

• DECEMBER 31, 1987 INVENTORY

|  | INVENTORY Number on this place Dec. 31, 1987 |
|--|--|
| 1. CATTLE AND CALVES of all ages (Total of a, b, c, and d below)   | 803  |
| a. BEEF COWS — Include beef heifers that had calved.   | 804  |
| b. MILK COWS kept for production of milk or cream for sale or home use — Include dry milk cows and milk heifers that had calved. | 805  |
| c. HEIFERS AND HEIFER CALVES — (Do not include heifers that had calved.)   | 806  |
| d. STEERS, STEER CALVES, BULLS, AND BULL CALVES  | 807  |

• CATTLE AND CALVES SOLD FROM THIS PLACE IN 1987

Include those fed on this place on a contract or custom basis. Also report as sold cattle moved from this place to a feedlot for further feeding.

|  | Number sold in 1987 | Gross value of sales |       |
|--|---------------------|----------------------|-------|
|  |                     | Dollars              | Cents |
| 2. Calves weighing less than 500 pounds  | 808                 | 809                  | 00    |
| 3. Cattle, including calves weighing 500 pounds or more  | 810                 | 811                  | 00    |
| a. Of the total cattle sold, how many were FATTENED on this place on GRAIN or CONCENTRATES for 30 days or more and SOLD for SLAUGHTER? | 812                 | 813                  | 00    |

• DAIRY PRODUCTS SOLD FROM THIS PLACE IN 1987

4. Gross value of sales of DAIRY PRODUCTS from this place in 1987 — Include milk, cream, butter, etc.

|     | DAIRY PRODUCTS Gross value of sales |       |
|-----|-------------------------------------|-------|
|     | Dollars                             | Cents |
| 814 | \$                                  | 00    |

**SECTION 14** Did you or anyone else have any HOGS or PIGS on this place in 1987?

1  YES — Complete this section  
2  NO — Go to section 15

• DECEMBER 31, 1987 INVENTORY

|   | INVENTORY Number on this place Dec. 31, 1987 |
|---|--|
| 1. HOGS and PIGS of all ages (Total of a and b below) | 815  |
| a. HOGS and PIGS used or to be used for BREEDING      | 816  |
| b. OTHER HOGS and PIGS                                | 817  |

• LITTERS FARROWED

2. LITTERS FARROWED on this place between —

a. December 1, 1986 and May 31, 1987

b. June 1, 1987 and November 30, 1987

|     | Number of litters |
|-----|-------------------|
| 818 |                   |
| 819 |                   |

• HOGS AND PIGS SOLD

|  | Number sold in 1987 | Gross value of sales |       |
|--|---------------------|----------------------|-------|
|  |                     | Dollars              | Cents |
| 3. HOGS and PIGS SOLD from this place in 1987  | 820                 | 821                  | 00    |
| 4. Of the hogs and pigs sold, how many were sold as FEEDER PIGS for further feeding? | 822                 | 823                  | 00    |

**SECTION 15** Did you or anyone else have any SHEEP or LAMBS on this place in 1987?

1  YES — Complete this section  
2  NO — Go to section 16

1. SHEEP and LAMBS of all ages

|                             | INVENTORY Number on this place Dec. 31, 1987 | NUMBER SOLD in 1987 |
|-----------------------------|--|---------------------|
| a. EWES 1 year old or older | 824  | 825                 |
| 826                         |  |                     |

2. SHEEP and LAMBS SHORN

|     | Number shorn in 1987 | Pounds of wool shorn in 1987 |
|-----|----------------------|------------------------------|
| 827 |                      | 828                          |

3. What was the gross value of sales of SHEEP, LAMBS, and WOOL from this place in 1987?

|     | Gross value of sales |       |
|-----|----------------------|-------|
|     | Dollars              | Cents |
| 829 | \$                   | 00    |

**SECTION 16** Did you or anyone else have any HORSES, BEES, FISH, GOATS, OTHER LIVESTOCK, or ANIMAL SPECIALTIES on this place in 1987?

S16 1  YES — Complete this section 2  NO — Go to section 17

|   | INVENTORY Number on this place Dec. 31, 1987 | Total quantity sold in 1987 | Gross value of sales |       |
|---|--|-----------------------------|----------------------|-------|
|   |  |                             | Dollars              | Cents |
| 1. Horses and ponies of all ages              | 830  | 831                         | 832                  | 00    |
| 2. Colonies of bees                           | 839  | 840<br>841                  | 842                  | 00    |
| 3. Milk goats                                 | 843  | 844<br>845                  | 846                  | 00    |
| 4. Angora goats                               | 847  | 848<br>849                  | 850                  | 00    |
| 5. Other goats                                | 851  | 852                         | 853                  | 00    |
| 6. Mules, burros, and donkeys                 | 833  | 834                         | 835                  | 00    |
| 7. Mink and their pelts                       | 836  | 837                         | 838                  | 00    |
| 8. Rabbits and their pelts                    | 854  | 855                         | 856                  | 00    |
| 9. All other livestock and livestock products | 857  | 858                         | 859                  | 00    |

Specify \_\_\_\_\_

| Name    | Code | Name                                 | Code | Gross value of sales |       |
|---------|------|--------------------------------------|------|----------------------|-------|
|         |      |                                      |      | Dollars              | Cents |
| Catfish | 860  | Other fish — Specify                 | 866  |                      |       |
| Trout   | 863  | Other aquaculture products — Specify | 869  |                      |       |

If more space is needed, use a separate sheet of paper.

**SECTION 18** GOVERNMENT CCC LOANS

S18 1. Amount received in 1987 from Government CCC loans for — Include regular and reserve loans, even if redeemed or forfeited.

|   | None                     | Dollars | Cents |
|---|--------------------------|---------|-------|
| a. Corn                                   | <input type="checkbox"/> | 886     | 00    |
| b. Wheat                                  | <input type="checkbox"/> | 887     | 00    |
| c. Soybeans                               | <input type="checkbox"/> | 888     | 00    |
| d. Sorghum, barley, and oats              | <input type="checkbox"/> | 889     | 00    |
| e. Cotton                                 | <input type="checkbox"/> | 890     | 00    |
| f. Peanuts, rye, rice, tobacco, and honey | <input type="checkbox"/> | 891     | 00    |

**SECTION 19** Payments received for participation in FEDERAL FARM PROGRAMS in 1987 (DO NOT INCLUDE CCC loans.) Refer to INFORMATION SHEET, section 19.

S19 None Dollars Cents

|   |                          |     |    |
|---|--------------------------|-----|----|
| 1. Amount received in cash  | <input type="checkbox"/> | 894 | 00 |
| 2. Value of certificates received — payment-in-kind (PIK) or commodity certificates | <input type="checkbox"/> | 895 | 00 |

**SECTION 20** TYPE OF ORGANIZATION

S20 Mark (X) the one item which best describes the type of organization for this place in 1987. Refer to the INFORMATION SHEET, section 20.

- 921  FAMILY or INDIVIDUAL operation — (Do not include partnership and corporation.)
- 922  PARTNERSHIP operation — Include family partnerships.
- 923  INCORPORATED UNDER STATE LAW
- 924  OTHER, such as estate or trust, prison farm, grazing association, Indian reservation, etc.

Specify \_\_\_\_\_

**SECTION 21** CORPORATE STRUCTURE (for incorporated operations only)

Refer to the INFORMATION SHEET, section 21.

S21 1. Is this a family-held corporation? 1  Yes 2  No

S22 2. Are there more than 10 stockholders? 3  Yes 4  No

**SECTION 22** CHARACTERISTICS AND OCCUPATION OF OPERATOR (Senior partner or person in charge) Refer to the INFORMATION SHEET, section 22.

S22 1. RESIDENCE — Does the operator (senior partner or person in charge) live on this place? 923 1  Yes 2  No

2. PRINCIPAL OCCUPATION — At which occupation did the operator spend the majority (50 percent or more) of his/her worktime in 1987? — Include work at a nonfarm job, business, or on someone else's farm for pay. (Do not include exchange farmwork.)

924 1  Farming 2  Other or ranching

3. OFF-FARM WORK — How many days did the operator (senior partner or person in charge) work at least 4 hours per day off this place in 1987? — Include work at a nonfarm job, business, or on someone else's farm for pay. (Do not include exchange farmwork.)

925 1  None 2  1-49 days 3  50-99 days 4  100-149 days 5  150-199 days 6  200 days or more

4. In what YEAR did the operator (or senior partner) begin to operate any part of this place? 926 \_\_\_\_\_ Year

5. AGE of operator (senior partner or person in charge) 925 \_\_\_\_\_ Years old

6. RACE of operator (senior partner or person in charge) 924 1  White 2  Negro or Black 3  American Indian 4  Asian or Pacific Islander 5  Other — Specify \_\_\_\_\_

7. SEX of operator (senior partner or person in charge) 926 1  Male 2  Female

8. SPANISH ORIGIN — Is the operator (senior partner or person in charge) of Spanish origin or descent (Mexican, Puerto Rican, Cuban, or other Spanish)? 927 1  Yes 2  No

**SECTION 17** Did you or anyone else have any POULTRY, such as CHICKENS, TURKEYS, DUCKS, etc., on this place in 1987? — Include poultry grown for others on a contract basis.

S17 1  YES — Complete this section 2  NO — Go to section 18

|  | INVENTORY Number on this place Dec. 31, 1987 | Total number sold in 1987 |
|--|--|---------------------------|
|  |  |                           |
| 2. PULLETS for laying flock replacement  | 894  | 895                       |
| a. PULLETS 3 months old or older not yet of laying age   | 896  |                           |
| b. PULLET CHICKS and PULLETS under 3 months old (Do not include commercial broilers.)  |  |                           |
| 3. BROILERS, fryers, and other meat-type chickens including capons and roasters  | 898  | 899                       |
| 4. TURKEYS   | 900  | 901                       |
| a. Turkeys for slaughter (Do not include breeders.)  | 902  | 903                       |
| b. Turkey HENS kept for breeding   |  |                           |
| 5. OTHER POULTRY raised in captivity — ducks, geese, pigeons or squab, pheasants, quail, etc. (Enter poultry name and code from the list below.) |  |                           |

Poultry name \_\_\_\_\_ Code \_\_\_\_\_

| Name  | Code | Name             | Code | Name                        | Code |
|-------|------|------------------|------|-----------------------------|------|
| Ducks | 904  | Pigeons or squab | 908  | Quail                       | 912  |
| Geese | 906  | Pheasants        | 910  | All other poultry — Specify | 914  |

6. POULTRY HATCHED on this place in 1987 and placed or sold — chickens, turkeys, ducks, etc. — Specify kind of poultry

7. Incubator egg capacity on December 31, 1987

| None                     | Gross value of sales |       |
|--------------------------|----------------------|-------|
|                          | Dollars              | Cents |
| <input type="checkbox"/> | 916                  |       |
| <input type="checkbox"/> | 917                  |       |

8. What was the gross value of sales of poultry and poultry products (eggs, etc.) from this place in 1987?  None  \$ \_\_\_\_\_ 00

**SECTION 23** PRODUCTION EXPENSES paid by you and others for this place in 1987

S23

Include your best estimates of expenses paid by you, your landlord, contractors, buyers, and others for production of crops, livestock, and other agricultural products in 1987. (DO NOT INCLUDE expenses connected with performing customwork for others; operation of nonfarm activities, businesses, or services; or household expenses not related to the farm business.)

|   | None                     | Dollars |    | Cents |
|---|--------------------------|---------|----|-------|
|   |                          |         |    |       |
| 1. Livestock and poultry purchased — cattle, calves, hogs, pigs, sheep, lambs, goats, horses, chicks, poult, started pullets, etc.  | <input type="checkbox"/> | 971     | \$ | 00    |
| 2. Feed purchased for livestock and poultry — grain, hay, silage, mixed feeds, concentrates, etc.   | <input type="checkbox"/> | 972     | \$ | 00    |
| a. Commercially mixed formula feeds purchased — complete, supplement, concentrates, premixes.   | <input type="checkbox"/> |         |    |       |
| (Do not include ingredients purchased separately, such as soybean meal, cottonseed meal, and urea.)   | <input type="checkbox"/> | 973     | \$ | 00    |
| 3. Seed cost — for corn, other grains, soybeans, tobacco, cotton, etc. — include plants and trees purchased.  | <input type="checkbox"/> | 974     | \$ | 00    |
| 4. Commercial fertilizer purchased — all forms, including rock phosphate and gypsum. Include cost of custom applications.   | <input type="checkbox"/> | 975     | \$ | 00    |
| 5. Agricultural chemicals purchased — insecticides, herbicides, fungicides, other pesticides, etc. — include cost of custom applications. (Do not include lime.)  | <input type="checkbox"/> | 976     | \$ | 00    |
| 6. Gasoline and other petroleum fuel and oil purchased for the farm business —  |                          |         |    |       |
| a. Gasoline and gasohol   | <input type="checkbox"/> | 977     | \$ | 00    |
| b. Diesel fuel  | <input type="checkbox"/> | 978     | \$ | 00    |
| c. Natural gas  | <input type="checkbox"/> | 979     | \$ | 00    |
| d. LP gas, fuel oil, kerosene, motor oil, grease, etc.  | <input type="checkbox"/> | 980     | \$ | 00    |
| 7. Electricity for the farm business — (Do not include household expenses.)   | <input type="checkbox"/> | 981     | \$ | 00    |
| 8. Hire farm and ranch labor — also include employer's cost for social security, workman's compensation, insurance premiums, pension plans, etc. (See INFORMATION SHEET)  | <input type="checkbox"/> | 982     | \$ | 00    |
| 9. Contract labor — include expenditures for labor, such as harvesting of fruit, vegetables, berries, etc., performed on a contract basis by a contractor, crew leader, a cooperative, etc.   | <input type="checkbox"/> | 983     | \$ | 00    |
| 10. Repair and maintenance expenses for the upkeep of buildings, motor vehicles, and farm equipment   | <input type="checkbox"/> | 984     | \$ | 00    |
| 11. Customwork, machine hire and rental of machinery and equipment — include expenditures for use of equipment and for customwork such as grinding and mixing feed, plowing, combining, corn picking, drying, silo filling, spraying, dusting, fertilizing, etc. (Do not include cost of cotton ginning and application of fertilizer and chemicals.) | <input type="checkbox"/> | 985     | \$ | 00    |
| 12. Interest paid on debts — (See INFORMATION SHEET)  |                          |         |    |       |
| a. Secured by real estate   | <input type="checkbox"/> | 986     | \$ | 00    |
| b. Not secured by real estate   | <input type="checkbox"/> | 987     | \$ | 00    |
| 13. Cash rent paid for land and buildings in 1987 — (Do not include grazing fees.)  | <input type="checkbox"/> | 988     | \$ | 00    |
| 14. Property taxes paid — include farm real estate, machinery, livestock, etc. for the farm business. (Do not include taxes paid by landlords.)   | <input type="checkbox"/> | 989     | \$ | 00    |
| 15. All other production expenses — include insurance, water, animal health costs, grazing fees, marketing charges, miscellaneous farm supplies, etc. (Do not include depreciation, household expenses, and expenses not associated with the farm business.)  | <input type="checkbox"/> | 990     | \$ | 00    |

**SECTION 24** Was any COMMERCIAL FERTILIZER, including ROCK PHOSPHATE, or LIME used on this place during 1987?

S24

YES — Complete this section     NO — Go to section 25

|  | None                     | Acres fertilized |     |
|--|--------------------------|------------------|-----|
|  |                          |                  |     |
| 1. Acres of cropland fertilized in 1987 — (Do not include cropland for pastures reported in section 10, item 2b.)        | <input type="checkbox"/> | 932              |     |
| 2. Acres of pastureland and rangeland fertilized in 1987 reported in section 10, items 2b and 4                          | <input type="checkbox"/> | 933              |     |
| 3. LIME — tons of lime used and acres on which applied — (Do not include land plaster or gypsum or lime for sanitation.) | <input type="checkbox"/> | 934              | 935 |

**SECTION 25** Were any INSECTICIDES, HERBICIDES, FUNGICIDES, NEMATOCIDES, OTHER PESTICIDES, or OTHER CHEMICALS used on this place in 1987?

S25

YES — Complete this section     NO — Go to section 26

Include any materials provided by you, your landlords, or contractors. For each item listed, report acres only once. If multipurpose chemicals were used, report acreage treated for each purpose.

|   | None                     | Acres on which used |  |
|---|--------------------------|---------------------|--|
|   |                          |                     |  |
| 1. Sprays, dusts, granules, fumigants, etc., (fungicide, herbicide, insecticide, nematocide) to control — |                          |                     |  |
| a. Insects on crops, including hay  | <input type="checkbox"/> | 936                 |  |
| b. Nematodes in crops   | <input type="checkbox"/> | 937                 |  |
| c. Diseases in crops and orchards (blights, smuts, rusts, etc.)   | <input type="checkbox"/> | 938                 |  |
| d. Weeds, grass, or brush in crops and pasture — include both pre-emergence and post-emergence.           | <input type="checkbox"/> | 939                 |  |
| 2. Chemicals for defoliation or for growth control of crops or thinning of fruit                          | <input type="checkbox"/> | 940                 |  |

**SECTION 26** MACHINERY AND EQUIPMENT on this place on December 31, 1987 —

S26

Include only equipment used for agricultural operations in 1986 or 1987.

• Value of ALL machinery and equipment on this place, December 31, 1987

1. What is the estimated market value of ALL machinery, equipment, and implements usually kept on this place and used for the farm or ranch business? — include cars, trucks, tractors, combines, plows, disks, harrows, dryers, pumps, motors, irrigation equipment, dairy equipment including milkers and bulk tanks, livestock feeders, grinding and mixing equipment, etc.

|  | Estimated market value |       |
|--|------------------------|-------|
|  | Dollars                | Cents |
|  | 943                    | 00    |

• SELECTED machinery and equipment on this place, December 31, 1987. (Report only if used in 1986 or 1987.)

|  | None                     | Total number on this place on December 31, 1987 | Of the total, HOW MANY were manufactured in the last 5 years (1983-1987)? |
|--|--------------------------|---|---|
|  |                          |   |   |
| 2. Motortrucks — include pickups                                 | <input type="checkbox"/> | 944   | 945   |
| 3. Wheel tractors other than garden tractors and motor tillers — |                          |   |   |
| a. Less than 40 horsepower (PTO)                                 | <input type="checkbox"/> | 946   | 947   |
| b. 40 horsepower (PTO) or more                                   | <input type="checkbox"/> | 948   | 949   |
| 4. Grain and bean combines, all types                            | <input type="checkbox"/> | 950   | 951   |
| 5. Cotton pickers and strippers                                  | <input type="checkbox"/> | 952   | 953   |
| 6. Mower conditioners  | <input type="checkbox"/> | 954   | 955   |
| 7. Pickup balers — include rectangle and round balers            | <input type="checkbox"/> | 956   | 957   |

**SECTION 27** ESTIMATED CURRENT MARKET VALUE OF LAND and BUILDINGS

S27

Please give your best ESTIMATE of the CURRENT MARKET VALUE of land and buildings for all acres reported in section 1, items 1, 2, and 3, page 1.

|  | None                     | Estimated market value of land and buildings |       |
|--|--------------------------|--|-------|
|  |                          | Dollars                                      | Cents |
| 1. All land owned                        | <input type="checkbox"/> | 958  | 00    |
| 2. All land rented or leased FROM OTHERS | <input type="checkbox"/> | 959  | 00    |
| 3. All land rented or leased TO OTHERS   | <input type="checkbox"/> | 960  | 00    |

**SECTION 28** INCOME FROM FARM - RELATED SOURCES IN 1987

S28

Report amount received before taxes and expenses.

|  | None                     | Farm-related income |       |
|--|--------------------------|---------------------|-------|
|  |                          | Dollars             | Cents |
| 1. Customwork and other agricultural services provided for farmers and others — plowing, planting, spraying, harvesting, preparation of products for market, etc. (If customwork is a separate business, refer to INFORMATION SHEET, section 2B) | <input type="checkbox"/> | 962                 | 00    |
| 2. Gross cash rent or share payments received from renting out farmland or payments received from lease or sale of allotments — include payments for livestock pastured on a per-head basis, per-month basis, per-pound basis, etc.              | <input type="checkbox"/> | 963                 | 00    |
| 3. Sales of forest products and Christmas trees — include maple products, naval stores, firewood, etc.   | <input type="checkbox"/> | 964                 | 00    |
| 4. Recreational services, patronage dividends of cooperatives, and other income which is CLOSELY RELATED to the agricultural operation on this place —   | <input type="checkbox"/> | 965                 | 00    |

Specify \_\_\_\_\_

**SECTION 29** PERSON COMPLETING THIS REPORT — Please print

Name \_\_\_\_\_ Date \_\_\_\_\_

Telephone number \_\_\_\_\_ Area Code \_\_\_\_\_ Number \_\_\_\_\_

**INFORMATION SHEET****1987 UNITED STATES CENSUS OF AGRICULTURE****Special Reporting Instructions****1. Who Should Report**

WE NEED A REPLY FROM EVERYONE RECEIVING A REPORT FORM, INCLUDING individuals, landlords, tenants, partnerships, corporations, institutions, and THOSE NOT CONDUCTING AGRICULTURAL OPERATIONS. Each case included in the census has a unique Census File Number (CFN). In order to make the census results as complete and accurate as possible, we need to obtain information about every CFN.

**2. If You Received More Than One Report Form for an Operation**

Complete only ONE report form for an operation. Write "Duplicate" near the address label of each extra report form. Also, write the 11-digit census file number(s) of the DUPLICATE report(s) ON THE COMPLETED REPORT in the space provided to the left of the address label. Return the extra report(s) in the same envelope with your completed report form so that we can correct our records.

**3. If You No Longer Farm**

If you had agricultural operations at any time during 1987, please report all agricultural activity during the year. Report all land on your census form that you owned or rented. Also, report your 1987 crop and livestock production and 1987 sales.

Explain on the first page of the report form (or on a separate sheet of paper) that you quit farming or ranching and give the approximate date and the name and address of the present operator, if known.

**4. If You Never Farmed or Have No Association With Agriculture**

Please write a note on the report form near the address label explaining this and return the form so that we can correct our records. In our efforts to make the census as complete as possible, we obtained lists from various sources. We tried to eliminate duplicate and nonfarm addresses, however, it was not always possible to do so.

**5. If You Have More Than One Agricultural Operation**

Complete a report form for EACH SEPARATE and DISTINCT production unit, i.e., each individual farm, ranch, feedlot, greenhouse, etc., or combination of farms, etc., for which you maintain SEPARATE records of operating expenses and sales, livestock and other inventories, crop acreages, and production.

**6. If You Have a Partnership Operation**

Complete only ONE report for the entire partnership's agricultural operation and include all partners' shares on the one report. If members of the partnership also operate separate farms or ranches in addition to the partnership farming operation, separate report forms should be completed for each individual operation.

If two or more report forms were received for the same operation, mark each additional form as a "Duplicate." Return the duplicate report(s) in the same envelope with the completed partnership report, where possible, or write a note on the duplicate report, such as, "(Name of partner) has completed a report for the partnership (provide name and CFN of partnership.)"

**7. Landlord's or Contractor's Share**

If you rented or leased land from others or had a contract for the production of agricultural products, include both your share and the landlord's or contractor's share of the production, sales, and expenses so your census report form will be complete for "THIS PLACE."

If you do not know the landlord's or contractor's share, include your BEST ESTIMATE. If you do not have records available for all data items, use your best estimate.

**How to Enter Your Response**

Enter your replies in the proper spaces, on the correct lines, and in the units requested, i.e., dollars, bushels, tons, etc. Write any explanation outside the answer spaces or on a separate sheet of paper.

All dollar figures may be entered in whole dollars. CENTS ARE NOT REQUIRED.

Enter whole numbers except where tenths are requested, such as acres of potatoes harvested. If you have 1/2, 1/3, or 1/4 of an acre, convert to tenths. For example, convert 1/2 to 5/10, 1/3 to 3/10, 1/4 to 2/10.

The census report form will contain sections and questions which do not apply to you. When this occurs, mark the "None" or "No" box and go on to the next item or section.

**Instructions For Specified Sections****► Section 1 — ACREAGE IN 1987**

Your answers to this section will determine the land (Acres In "THIS PLACE") referred to in the rest of the report form.

When answering the acreage questions, include the land associated with your agricultural operations in 1987 whether in production or not. Include all land that you owned or rented during 1987 even if only for part of the year. Do not include any unrelated residential or commercial land.

**IF YOU QUIT FARMING DURING 1987** — Complete the report form for the portion of the year that you did farm. Explain on the report form in the space to the left of the address label (or on another sheet of paper) when you stopped farming and include the name and address of the person now using the land.

Report all land in section 1 in whole acres.

**Item 1 — All Land Owned** — Report all land owned in 1987 whether held under title, purchase contract or mortgage, homestead law, or as heir or trustee of an undivided estate. Include all land owned by you and/or your spouse, or by the partnership, corporation, or organization for which you are reporting.

**Item 2 — All Land Rented or Leased FROM OTHERS** — Report all land rented by you or your operation even though the landlord may have supplied materials or supervision.

INCLUDE in item 2:

- a. Land for agricultural use that you rented from others for cash
- b. Land you worked on a share basis (crop or livestock)
- c. Land owned by someone else that you used rent-free
- d. Federal, State, Indian reservation, or railroad land rented or leased by the acre

DO NOT INCLUDE in item 2:

Land used on a per-head or animal unit license or permit basis, such as section 3 of the Taylor Grazing Act, National Forest, or Indian reservation permit land. If you had any of these permits, mark "yes" to item 7.

**Item 3 — All Land Rented or Leased TO OTHERS** — Include all land rented out for any purpose if it was part of the acreage reported in items 1 and 2. A report form will be obtained from each of your tenants to cover the operations on that land.

INCLUDE in item 3:

- a. Owned land rented to others for cash or a share of crops or livestock
- b. Land you rented from someone and then subleased to someone else
- c. Land worked for you by someone for a share of crops or livestock
- d. Land which you allowed others to use rent-free

**Item 4 — Acres in "THIS PLACE"** — This figure will show the total of all land you operated at any time in 1987.

**If Item 4, Acres in "THIS PLACE" is "0" and:**

- a. You raised any crops or had any livestock or poultry on "THIS PLACE" in 1987, complete the report.
- b. All your land was operated by a renter or sharecropper, complete item 6 (name and address of renters), skip to and complete section 29, and explain briefly, "all land rented out," etc. Mail form in return envelope.
- c. You did not have any agricultural activity on owned or rented land in 1987, complete section 29 and explain briefly, such as "retired," "sold farm," and date. Give name and address of current operator if known and return form.

**► Sections 2 through 8 — CROPS**

Sections 2 through 8 provide space for reporting crops harvested during the 1987 crop year from the land shown in section 1, item 4 (Acres In "THIS PLACE") of your report. Please report your crops in the appropriate sections. Do NOT include any crops grown on land rented or leased TO OTHERS, or worked by others on shares during 1987.

**Acres harvested** — Enter the acres harvested in 1987. Round fractions to whole acres except where tenths are requested by "/10" in the reporting box, such as for potatoes.

**Quantity harvested** — If your unit of measure is different than the unit on the report form, please convert your figure for the quantity harvested to the unit requested. If the harvest was incomplete by December 31, 1987, please report the quantity harvested and estimated quantity to be harvested.

**Acres irrigated** — For each crop irrigated, report number of acres irrigated. Irrigation is defined as land watered by artificial or controlled means — sprinklers, furrows or ditches, spreader dikes, purposeful flooding, etc. Include acres that received supplemental, partial, and/or preplant irrigation. Do not report water applied in transplanting tobacco plants, trees, or vegetables as irrigation. Leave "Acres irrigated" blank for crops that are not irrigated.

**How to Report Crops Harvested**

- ▶ **Sections 2 and 3** — Report only for the listed crops.
- ▶ **Sections 4 through 8** — To report: (1) find the crop name and the code number from the list in the section; (2) enter crop name and code in the first two columns of the first available answer line in the section; (3) enter the information that is requested in the remaining columns. If you harvested a crop not listed in sections 4 through 8, use the "Other" code in the appropriate section and specify the crop name.

**Double Cropping** — If two or more crops were harvested from the same land (double cropping) report the total acres and production of each harvested crop in the appropriate section(s) of the report form.

*Example:* In 1987 you harvested 1,230 bushels of wheat from 40 acres, then on the same 40 acres planted soybeans, from which you harvested 1,550 bushels. You irrigated the soybeans but not the wheat.

| Section 2a   |                          |                 |                    |                 |
|--|--------------------------|-----------------|--------------------|-----------------|
| Were any of the following CROPS harvested from "THIS PLACE" in 1987? |                          |                 |                    |                 |
| 52   |                          |                 |                    |                 |
|  | None                     | Acres harvested | Quantity harvested | Acres irrigated |
| 1. Cotton . . . . .  | <input type="checkbox"/> | 081             | 092 Bales          | 093             |
| 2. Soybeans for beans  | <input type="checkbox"/> | 088 40          | 089 1,550 Bu.      | 090 40          |
| 3. Wheat for grain . . . . .   | <input type="checkbox"/> | 073 40          | 074 1,230 Bu.      | 075             |
| 4. Oats for grain . . . . .  | <input type="checkbox"/> | 076             | 077 Bu.            | 078             |

**Interplanted Crops** — If two crops were grown at the same time in alternating strips in the same field, report the portion of the field used for each crop.

*Example:* A 60 acre field was planted in cotton and soybeans, with two rows of cotton followed by an area of the same width planted in soybeans. No irrigation was used. Thirty acres of soybeans and 30 acres of cotton would be reported in the appropriate section(s).

**Skip Row Planting** — If a crop is planted in an alternating pattern of planted and non-planted rows, such as two rows planted and two rows skipped (2 X 2), report the portion of the field occupied by the crop in the appropriate section for that crop, and report the skipped portion as "Cropland idle" in section 10, item 2f.

- ▶ **Section 4 — VEGETABLES** — Report acres of vegetables harvested FOR SALE or commercial processing. Do not include vegetables grown for home use. Report the total acreage of each vegetable crop harvested.

*Example:* In 1987 you harvested 10 acres of lettuce from a field, then replanted the field in lettuce and harvested the 10 acres again. Both crops of lettuce were irrigated. Enter only 10 acres of land from which vegetables were harvested and 10 acres irrigated in item 1 of section 4, but write in 20 acres of lettuce harvested and 20 acres of lettuce irrigated in item 2 of section 4.

- ▶ **Section 8 — FRUITS and NUTS** — In counting the combined total of 20 or more trees and vines, include those for home use as well as those maintained for sale of the production. Acres in trees or vines that have been abandoned should not be included; these acres should be included in section 10, item 2f "Cropland idle."

If crops other than fruit and nut trees and vines were interplanted with trees or vines, report the total acres for the orchard crop in section 8 and the total acres of the interplanted crop in the appropriate section.

- ▶ **Section 9 — GROSS VALUE OF CROPS SOLD**

Report the value of all crops sold from "THIS PLACE" in 1987, regardless of the year they were harvested or who owned the land. Be sure to report gross values before deducting expenses and taxes. Include Government CCC loans received for "THIS PLACE" in 1987. Include payments received in 1987 from cooperatives or marketing organizations for crops produced on "THIS PLACE" regardless of the year in which the crops were harvested.

Also include as sales, your estimate of the value of any crop removed from "THIS PLACE" in trade for services, such as hay cut in exchange for fence repair, clearing, or other services. If the sale price or market value is not known, give your best estimate of the crop's market value when removed from "THIS PLACE."

DO NOT INCLUDE crops or crop products purchased from others and later sold.

▶ **Section 10 — USE OF ACRES IN "THIS PLACE"**

This section is used to classify the acres in "THIS PLACE" reported in section 1, item 4. (Do not include any acres you rented to others reported in section 1, item 3). The sum of the acres entered in various categories should equal total acres in "THIS PLACE."

**Land Used for More Than One Purpose** — Do not report the same acreage for more than one of the listed purposes. If part or all of your land was used for more than one listed purpose in 1987, report that land only in the first category listed. For example, if you plowed under a cover crop, and planted and harvested a grain crop, report the land in item 2a, "Cropland harvested," but do NOT report as "Cropland used for cover crops, legumes, etc." (item 2c).

**Double Cropping** — When more than one crop was harvested from the same land in 1987, report that land only ONCE as "Cropland harvested," in item 2a.

**Interplanted Crops** — If you interplanted crops, such as cotton in an orchard, report the total land used for both crops only ONCE, as "Cropland harvested," in item 2a.

**Skip Row Planted Crops** — Report the acres that represent the total nonplanted or skipped rows as "Cropland idle," item 2f. The acres that represent the planted rows should be reported as "Cropland harvested," in item 2a.

▶ **Section 12 — ACRES SET ASIDE, DIVERTED, OR IDLED UNDER FEDERAL ACREAGE REDUCTION PROGRAMS IN 1987**

Include in item 2 all acres in "THIS PLACE" retired from production and placed, by long-term contract, into the Conservation Reserve Program. Acres placed into the program during and prior to 1987 should be included.

▶ **Sections 13 through 17 — LIVESTOCK, POULTRY, OTHER LIVESTOCK, OR ANIMAL SPECIALTIES**

**Animals and Poultry to Include in the Report** — Report all animals, poultry, and animal specialties on "this place" (section 1, item 4) on December 31, 1987. Include all owned by you and any kept by you for others. Include animals on unfenced lands, National Forest land, district land, cooperative grazing association land, or rangeland administered by the Bureau of Land Management on a per-head or lease basis. Animals in transit on December 31, 1987, or animals on a short-term pasture (such as wheat pasture or crop residue) on a per-head or lease basis should be reported by the person who had control of the animals.

**Animals and Poultry to Exclude from the Report** — Do not report animals or poultry kept on land rented to others or kept under a share arrangement on land rented to others. Do not include animals quartered in feedlots which are not a part of "this place." Animals kept on a place not operated by you are to be included on the report for that place.

**Animals Bought and Sold** — DO NOT REPORT ANY ANIMALS BOUGHT AND THEN RESOLD WITHIN 30 DAYS. Such purchases and sales are considered "dealer" transactions, and are not included in this census.

**Number Sold** — Report all animals and poultry sold or removed from "this place" in 1987, without regard to ownership or who shared in the receipts. Include animals sold for a landlord or given to a landlord or others in trade or in payment for goods or services. Do NOT report number sold for any livestock or poultry kept on another place.

**Dairy Termination Program or "Whole-Herd Dairy Buy-Out Program"** — The amount received in 1987 from the Government under the dairy termination program should be included in section 19, item 1. Dairy animals and products sold in 1987 should be reported in section 13.

**Animals Moved to Another Place** — For animals moved from "this place" to another place, such as for further feeding, report animals as "sold" and give your best estimate of their market value when they left "this place."

**Fat Cattle Sold** — Cattle fattened on grain or concentrates for 30 days or more and sold for slaughter are reported in section 13, item 3a.

DO NOT INCLUDE WITH FATTENED CATTLE SOLD:

- a. Cattle and calves sold for further feeding
- b. Veal calves, or any calves weighing less than 500 pounds
- c. Dairy cows fed only the usual dairy ration before being sold

**Value of Sales** — Report the total gross value of animals and poultry sold or removed from "this place" in 1987 without deducting production or marketing expenses (cost of feed, cost of livestock purchased, cost of hauling and selling, etc.). If the sale price or market value is not known, give your best estimate of their market value when they left "this place." Do NOT report the value of sales of any livestock and poultry owned by you but kept and sold from a place you did not operate.

**Contract and Custom Feeding Operations** — Livestock or poultry kept by you on "this place" on a contract or custom basis should be included on this report REGARDLESS OF OWNERSHIP. Report as "INVENTORY" numbers of animals or poultry on the place on December 31, 1987. Report as "SOLD" animals and poultry kept on a contract or custom basis and removed or sold from the place in 1987. If the sale price or market value is not known, give your best estimate of the market value of the animals or poultry when they left the place.

► **Section 16 — HORSES, BEES, FISH, GOATS, OTHER LIVESTOCK, OR ANIMAL SPECIALTIES**

**Item 2 — If you owned BEES** — Report all colonies or hives of bees and honey operations conducted by you, regardless of where the hives were kept most of the year. Report hives or colonies, pounds of honey sold, and value of sales.

**Items 7 and 8** — Mink pelts and rabbit pelts should be included in number sold and value of sales, but not in inventory.

**Item 9 — Other Livestock and Livestock Products** — Include in all other livestock and livestock products manure, beeswax, and any other animal products sold from "this place" in 1987. Please indicate units used in reporting.

**Item 10 — Fish and Other Aquaculture Products** — Report number of pounds sold and gross value of sales for each. Enter name and code from list.

► **Section 17 — POULTRY**

The person who furnished the housing and labor should report the poultry operation on his/her report form regardless of who owns the birds. Report as sold poultry that were taken or moved from the place in 1987.

► **Section 18 — AMOUNT RECEIVED FROM GOVERNMENT CCC LOANS**

**Item 1** — Report the amount received under the regular or reserve program for commodities placed under CCC loan during 1987. Include amount received even if commodity was redeemed or forfeited prior to December 31, 1987.

Do not include CCC loans received to build crop storage facilities or amount received for storage payments in the reserve program.

► **Section 19 — FEDERAL PAYMENTS RECEIVED**

Report all payments received from Federal Farm Programs in 1987 regardless of whether payment was made in cash or commodity certificates. Include cash payments in item 1. In item 2, include the value of any certificates held or the value received from sale or redemption of any certificates in 1987.

Federal payments include receipts from Federal programs such as deficiency payments, "Whole-herd dairy buy-out," support price payments, indemnity programs, disaster payments, paid land diversion, inventory reduction payments, payments received for approved soil and water conservation projects, etc.

► **Section 20 — TYPE OF ORGANIZATION**

Use the following definitions to determine the type of organization for your operation:

**Family or Individual Operation** — Defined as farm or business organization controlled and operated by an individual (sole proprietor). Include family operations that are not incorporated and not operated under a partnership agreement.

**Partnership Operation** — Defined as two or more persons who have agreed on the amount of their contribution (capital and effort) and the distribution of profits. Co-ownership of land by husband and wife or joint filing of income tax forms by husband and wife DOES NOT constitute a partnership, unless a specific agreement to share contributions, decisionmaking, profits, and liabilities exists. Production under contract or under a share rental agreement DOES NOT constitute a partnership.

**Incorporated Under State Law** — A corporation is defined as a legal entity or artificial person created under the laws of a State to carry on a business. This definition does not include cooperatives. Information on type of corporation should be reported in section 21.

**Other** — Such as cooperatives (defined as an incorporated or unincorporated enterprise or an association created and formed jointly by the members), estate or trust (defined as a fund of money or property administered for the benefit of another individual or organization), prison farm, grazing association, Indian reservation, institution run by a government or religious entity, etc.

► **Section 21 — CORPORATE STRUCTURE**

This section is to be answered by corporations only. Answer both items. A family-held corporation has more than 50 percent of its stock owned by persons related by blood or marriage.

► **Section 22 — CHARACTERISTICS AND OCCUPATION OF OPERATOR**

This section collects information about the operator of "this place" defined as the individual owner, the operator, the senior partner, or person in charge for the type of organization reported in section 20.

**For Family or Individual Operation** — Complete this section for the operator.

**For Partnership Operations** — Answer all items, except item 2, for the "Senior Partner." The "Senior Partner" is the individual who is mainly responsible for the agricultural operations on "this place," not necessarily the person senior in age. If each partner shares equally in the day-to-day management decisions, consider the oldest as the "Senior Partner." For item 2 (Principal Occupation) consider all members of the partnership together. Please include as "farming" worktime at all types of agricultural enterprises, including work at greenhouses, nurseries, mushroom production, ranching, feedlots, broiler feeding, etc.

**For Corporations and Other Operations (Cooperatives, Estates, etc.)** — Complete section 22 for the person in charge, such as a hired manager, business manager, or other person primarily responsible for the on-site, day-to-day operation of the farm or ranch business.

**Item 4 — Year Began Operation** — Report the first year the operator or senior partner began to operate any part of "this place" on a continuous basis. If the operator returned to a place previously operated, report the year operations were resumed.

► **Section 23 — PRODUCTION EXPENSES paid by you and others for "this place" in 1987**

Include farm production expenses paid by you, your landlord, contractors, or anyone else for crops, livestock, or poultry produced on "this place." Include expenses incurred in 1987 even if they were not paid for in 1987. Please estimate if exact figures are not known. Refer to the individual expenditure items below for further explanations.

**Livestock and Poultry Purchased** — Report the cost of cattle, calves, hogs, pigs, sheep, lambs, horses, goats, chicks, pullets, poults, etc., including breeding stock and dairy cows. Contract growers or custom feeders who did not own or purchase the livestock or poultry themselves should estimate the value of the cattle, calves, pigs, baby chicks, pullets, etc. at the time they came onto the place.

**Feed Purchased for Livestock and Poultry** — Report the purchase cost of corn, sorghum, oats, barley, other grains, silage, hay, mixed feed, concentrates, etc., fed to livestock and poultry on "this place." Contract livestock and poultry growers should estimate the value of feed provided by the contracting company. Custom feedyards should include feed costs for all cattle fed even if the owners of the cattle were billed for the feed. Feed raised on "this place" should not be reported as purchased.

**Cost of Hired Farm and Ranch Labor** — Include gross salaries and wages, commissions, dismissal pay, vacation pay, and paid bonuses paid to hired workers, family members, hired managers, administrative and clerical employees, and salaried corporate officers. Also, include supplemental cost for benefits such as employer's social security contributions, unemployment compensation, workmen's compensation insurance, life and medical insurance, pension plans, etc.

**Contract Labor** — Includes the labor costs of workers furnished on a contract basis by a labor contractor, crew leader, or cooperative for harvesting vegetables or fruit, shearing sheep, or similar farm activities. Do not include costs for building or repair work done by a construction contractor. Include the cost of customwork or machine hire in item 11.

**Repair and Maintenance Expenses for the Upkeep of Buildings, Motor Vehicles, and Farm Equipment** — Include the cost of repairs and upkeep of farm machinery, vehicles, buildings, fences, and other equipment used in the farm business. Do not include repairs to vehicles not used in the farm business or for equipment used only for performing customwork for others. Do not include expenditures for the construction of new buildings or the cost of additions to existing buildings.

**Interest Expense Paid on Debts** — Report all interest expenses paid in 1987 for the farm business. Include interest on loans secured by land and buildings (real estate) in item 12a. Include all loans not secured by real estate such as for fertilizer, feed, and seed in item 12b. Include interest paid on CCC loans. Do not include interest associated with activities not related to production of crops or livestock on "this place" such as land or buildings rented to others, packing sheds, or feed mills that provide services to others. Do not include interest on owner/operator dwelling where amount is separated from interest on other land and buildings on "this place."

**Cash Rent Paid for Land and Buildings In 1987** — Report rent paid in cash during 1987 for land and buildings in "this place." Do not include rent paid for operator dwelling or other nonfarm property. Do not include the value of shares of crops or livestock paid to landlords.

**Property Taxes Paid** — Include real estate property taxes you paid on the acres and buildings you operated and used in the farm business.

Do not include:

- a. Property taxes on land or buildings rented to someone else
- b. Taxes paid by landlords
- c. Property taxes paid on other property not associated with the farm business
- d. Income and excise taxes

**All Other Production Expenses** — Farm production costs not previously listed should be reported here. In addition to items listed on the report form, include bookkeeping charges, tax preparation fees, postage, advertising, commission for sale of cattle, and fees paid for farm-related advice or for farm consultants. Do not include depreciation or expenditures for the purchase of land and buildings or new or used machinery.

► **Section 24 — COMMERCIAL FERTILIZER AND LIME**

Report acres on which commercial fertilizer (items 1 and 2) or lime (item 3) was applied during 1987. If any acreage was fertilized or limed more than once, report acres ONLY ONCE in each item. Report expense for commercial fertilizer purchased, excluding lime, in section 23, item 4.

► **Section 25 — MACHINERY AND EQUIPMENT**

The estimated market value in item 1 refers to ALL machinery and equipment kept primarily on "this place" and used for the farm business. Report the value in its present condition, not the replacement or depreciated value. Specialized equipment, which is an integral part of a building, should be included as a part of the value of land and buildings.

► **Section 27 — ESTIMATED CURRENT MARKET VALUE OF LAND AND BUILDINGS**

The value for each of the three listed categories should be your estimate of the value of the land and buildings if they were sold in the current market. The real estate tax assessment value should not be used unless that value represents a full market value assessment and the land and buildings could reasonably be assumed to be sold at that price. Do not deduct real estate marketing charges from your estimate. Report the total value, not the value on a per acre basis.

► **Section 28 — INCOME FROM FARM—RELATED SOURCES IN 1987**

Item 1 through 4 refer only to those income producing activities for which you use part of the land, machinery, equipment, labor, or capital normally used on "this place," and which you do not consider as entirely separate from your farming activities. Report gross amounts received before taxes and expenses.

**Item 1 — Customwork** — Do not report income for customwork or agricultural services provided to others if operated as an entirely separate business from your agricultural operations.

**Item 2 — Rental Income** — Do not include rental income from nonfarm property.

**Item 3 — Forest Products** — Include only those forest products or Christmas trees cut from "this place," not items cut from other nonfarm timber acreage. Do not include income from saw mill business.

**Item 4 — Other Farm-Related Income** — Include income from hunting leases, fishing fees, and other recreational services, sales of farm by-products, and other business or income closely related to the agricultural operation on "this place." Include dividends for business done with farmer-owned cooperatives. Do not enter previously reported farm sales or income from investments not associated with the farm. Do not include retirement pensions or social security benefits received.


FORM 87-A0400 (3-13-87)

U.S. DEPARTMENT OF COMMERCE BUREAU OF THE CENSUS

NOTICE - Response to this inquiry is required by law (title 13, U.S. Code). By the same law YOUR REPORT TO THE CENSUS BUREAU IS CONFIDENTIAL. It may be seen only by sworn Census employees and may be used only for statistical purposes. Your report CANNOT be used for purposes of taxation, investigation, or regulation. The law also provides that copies retained in your files are immune from legal process.

In correspondence pertaining to this report, please refer to your Census File Number (CFN)

87-A0400



UNITED STATES CENSUS OF AGRICULTURE

Please complete this form and RETURN TO

BUREAU OF THE CENSUS 1201 East Tenth Street Jeffersonville, IN 47133

Note - If your records are not available, reasonable estimates may be used. If you cannot file by February 1, a time extension request may be sent to the above address. Include your 12-character Census File Number (CFN) as shown in your address label in all correspondence to us.

Grid for entering multiple report forms with columns for 'A' and 'B'.

Table for CENSUS USE ONLY with columns 035-042.

Please correct errors in name, address, and ZIP Code. ENTER street and number if not shown.

SECTION 1

- 1. At any time during 1987, did you plant, grow, or have any: Hay or tobacco? Corn, wheat, or other grains? Other crops?
2. At any time during 1987, did you raise, sell, or keep any: Cattle, hogs, sheep, or goats? Chickens or other poultry? Bees?

If you answered YES to EITHER of these questions, go to SECTION 2. If you answered NO to BOTH of these questions, go to SECTION 10.

SECTION 2

ACREAGE IN 1987 Report land owned, rented, or used by you, your spouse, or by the partnership, corporation, or organization for which you are reporting. Include ALL LAND, REGARDLESS OF LOCATION OR USE - cropland, pastureland, rangeland, woodland, idle land, house lots, etc.

- 1. All land owned
2. All land rented or leased FROM OTHERS, including land worked by you on shares, used rent free, in exchange for services, payment of taxes, etc.
3. All land rented or leased TO OTHERS, including land worked on shares by others and land subleased.
4. Acres in "THIS PLACE" - ADD acres owned (item 1) and acres rented (item 2), then SUBTRACT acres rented TO OTHERS (item 3), and enter the result in this space.
5. Of the land you rented or leased to others, how many acres did you own?
6. In what county was the largest value of your agricultural products raised or produced?

SECTION 3

LAND USE and IRRIGATION

- PART A - How were the ACRES in this place used in 1987?
1. Cropland harvested - Include all land from which crops were harvested or hay was cut, and all land in orchards, citrus groves, vineyards, and nursery and greenhouse crops.
2. Cropland on which all crops failed - (Exception: Do not report here land in orchards and vineyards on which the crop failed.)
3. Cropland idle, cropland used for cover crops, or cropland in cultivated summer fallow.
4. Cropland used only for pasture, woodland pastured, and other pastureland and rangeland.
5. All other woodland, wasteland, houselots, etc. not reported in items 1 through 4 above.
PART B - IRRIGATION
1. How many acres of harvested land were irrigated? Include land from which hay was cut and land in bearing and nonbearing fruit and nut crops.
2. How many acres of pastureland, rangeland, and any other lands not included in item 1 above were irrigated?

SECTION 4

PART A - CROPS HARVESTED from "THIS PLACE" in 1987. (Do not include crops grown on land rented to others.)

Table for Part A crops harvested: Hay crops (Alfalfa, Small grain, Wild hay, Other hay), Corn for grain or seed, Soybeans for beans, Wheat for grain, Tobacco - all types, Potatoes, Irish.

Table for Part 7: All vegetables for sale. Includes Total acres, Quantity harvested, Dollars, Cents.

Table for Part 8: All fruit and nut orchards, vineyards, and berries. Includes Total acres, Quantity harvested, Dollars, Cents.

Table for Part 9: Other crops. Includes Crop name, Code, Acres harvested, Quantity harvested, Dollars, Cents.

Table for Part B - Nursery and Greenhouse Crops Grown for Sale on "THIS PLACE" in 1987. Includes Crop name, Code, Acres in the open in 1987, Sales in 1987.

Table for Part B - Nursery and Greenhouse Crops Grown for Sale on "THIS PLACE" in 1987. Includes Crop name, Code, Acres in the open in 1987, Sales in 1987.

PENALTY FOR FAILURE TO REPORT

CONTINUE ON REVERSE SIDE



**SECTION 5: LIVESTOCK and POULTRY**

**PART A - CATTLE and CALVES**

|  |                          |  |           |
|--|--------------------------|--|-----------|
| None   |                          | INVENTORY Number on this place Dec. 31, 1987 |           |
| 1. CATTLE and CALVES of all ages   | <input type="checkbox"/> | 803  | Total     |
| a. BEEF COWS - Include beef heifers that had calved.   | <input type="checkbox"/> | 804  | Beef cows |
| b. MILK COWS kept for production of milk or cream for sale or home use - Include dry milk cows and milk heifers that had calved. | <input type="checkbox"/> | 805  | Milk cows |
| Gross value of sales   |                          |  |           |
| None   |                          | Dollars                                      | Cents     |
| 2. Value of DAIRY PRODUCTS sold in 1987 - Include milk, cream, butter, etc.  | <input type="checkbox"/> | 814  | 00        |
| Gross value of sales   |                          |  |           |
| None   |                          | Dollars                                      | Cents     |
| 3. Calves less than 500 pounds   | <input type="checkbox"/> | 808  | 00        |
| 4. Cattle - Include calves 500 pounds or more  | <input type="checkbox"/> | 810  | 00        |
| a. Of ALL cattle sold, how many were FATTENED on this place on GRAIN or CONCENTRATES for 30 days or more and SOLD for SLAUGHTER? | <input type="checkbox"/> | 812  | 00        |

**PART B - HOGS and PIGS**

|  |                          |  |          |
|--|--------------------------|--|----------|
| None   |                          | INVENTORY Number on this place Dec. 31, 1987 |          |
| 1. HOGS and PIGS of all ages   | <input type="checkbox"/> | 815  | Total    |
| a. HOGS and PIGS used or to be used for breeding                                     | <input type="checkbox"/> | 816  | Breeding |
| Gross value of sales   |                          |  |          |
| None   |                          | Dollars                                      | Cents    |
| 2. HOGS and PIGS SOLD from this place in 1987  | <input type="checkbox"/> | 820  | 00       |
| 3. Of the hogs and pigs sold, how many were sold as FEEDER PIGS for further feeding? | <input type="checkbox"/> | 822  | 00       |

**PART C - SHEEP and LAMBS**

|   |                          |  |       |                     |             |
|---|--------------------------|--|-------|---------------------|-------------|
| None  |                          | INVENTORY Number on this place Dec. 31, 1987 |       | NUMBER SOLD in 1987 |             |
| 1. SHEEP and LAMBS of all ages  | <input type="checkbox"/> | 824  | 825   |                     |             |
| a. EWES 1 year old or older.  | <input type="checkbox"/> | 826  |       |                     |             |
| 2. SHEEP and LAMBS SHORN in 1987  | <input type="checkbox"/> | 827  | 828   | Number              | Pounds wool |
| Gross value of sales  |                          |  |       |                     |             |
| None  |                          | Dollars                                      | Cents |                     |             |
| 3. What was the gross value of sales of SHEEP, LAMBS, and WOOL from this place in 1987? | <input type="checkbox"/> | 829  | 00    |                     |             |

**PART D - POULTRY**

|   |                          |  |       |                             |     |
|---|--------------------------|--|-------|-----------------------------|-----|
| None  |                          | INVENTORY Number on this place Dec. 31, 1987 |       | Number sold in 1987         |     |
| 1. HENS and PULLETS   | <input type="checkbox"/> | 882  | 883   |                             |     |
| a. HENS and PULLETS of laying age   | <input type="checkbox"/> | 884  | 885   |                             |     |
| b. PULLETS 3 months old or older not yet of laying age for layer replacement        | <input type="checkbox"/> | 886  |       |                             |     |
| c. PULLETS under 3 months old for layer replacement                                 | <input type="checkbox"/> | 888  | 889   |                             |     |
| 2. BROILERS, fryers, other meat-type chickens                                       | <input type="checkbox"/> | 900  | 901   |                             |     |
| 3. TURKEYS for slaughter (Do not include breeders.)                                 | <input type="checkbox"/> |  |       |                             |     |
| 4. OTHER POULTRY (Enter name/code from below.)                                      |                          |  |       |                             |     |
| Poultry name  |                          | Code   |       |                             |     |
| Turkey hens kept for breeding   | 902                      | Geese  | 906   | Quail                       | 912 |
| Ducks   | 904                      | Pigeons or squab                             | 908   | All other poultry - Specify | 914 |
| Gross value of sales  |                          |  |       |                             |     |
| None  |                          | Dollars                                      | Cents |                             |     |
| 5. Value of POULTRY and POULTRY PRODUCTS (eggs, etc.) sold from this place in 1987? | <input type="checkbox"/> | 918  | 00    |                             |     |

**PART E - HORSES, OTHER LIVESTOCK, ANIMAL SPECIALTIES, and FISH**

|  |                          |  |     |   |         |                      |    |
|--|--------------------------|--|-----|---|---------|----------------------|----|
| None   |                          | INVENTORY Number on this place Dec. 31, 1987 |     | Total quantity sold in 1987               |         | Gross value of sales |    |
| 1. Horses and ponies of all ages   | <input type="checkbox"/> | 830  | 831 | 832                                       | Dollars | Cents                |    |
| 2. Colonies of bees  | <input type="checkbox"/> | 838  | 840 | 842                                       |         |                      | 00 |
| 3. Milk goats  | <input type="checkbox"/> | 843  | 844 | 848                                       |         |                      | 00 |
| 4. Angora goats  | <input type="checkbox"/> | 847  | 848 | 850                                       |         |                      | 00 |
| 5. Other livestock, fish, animal products. (Enter name/code from below.) |                          |  |     |   |         |                      | 00 |
| Name   |                          | Code   |     | Quantity                                  |         |                      |    |
| Name/code  |                          | Name/code                                    |     | Name/code                                 |         |                      |    |
| Mules, burros, donkeys   |                          | 833  |     | Rabbits and their pelts                   |         | 854                  |    |
| Mink and their pelts   |                          | 836  |     | Other goats                               |         | 851                  |    |
|  |                          |  |     | Other livestock, fish, and their products |         | 857                  |    |

**SECTION 6: GOVERNMENT CCC LOANS**

Amount received in 1987 from Government CCC loans. Include regular and reserve loans, even if redeemed or forfeited.

|   |                          |         |       |
|---|--------------------------|---------|-------|
| None  |                          | Dollars | Cents |
| 1. Amount received in cash  | <input type="checkbox"/> | 856     | 00    |
| 2. Value of certificates received - payment-in-kind (PIK) or commodity certificates | <input type="checkbox"/> | 858     | 00    |

**SECTION 7: Payments received for participation in FEDERAL FARM PROGRAMS in 1987 (DO NOT INCLUDE CCC loans.)**

|   |                          |         |       |
|---|--------------------------|---------|-------|
| None  |                          | Dollars | Cents |
| 1. Amount received in cash  | <input type="checkbox"/> | 854     | 00    |
| 2. Value of certificates received - payment-in-kind (PIK) or commodity certificates | <input type="checkbox"/> | 855     | 00    |

**SECTION 8: Acres in this place SET ASIDE, DIVERTED, or IDLED under FEDERAL acreage reduction programs in 1987**

|  |                          |                 |
|--|--------------------------|-----------------|
| None   |                          | Number of acres |
| 1. How many acres were set aside (or diverted) under ANNUAL commodity acreage adjustment programs? | <input type="checkbox"/> | 862             |
| 2. How many acres were under the CONSERVATION RESERVE PROGRAM (10 year, CRP)?                      | <input type="checkbox"/> | 863             |

**SECTION 9: CHARACTERISTICS and OCCUPATION OF OPERATOR (Senior partner or person in charge)**

1. RESIDENCE - Does the operator live on this place?  Yes  No

2. PRINCIPAL OCCUPATION - At which occupation did the operator spend the majority (50 percent or more) of his/her worktime in 1987? For partnerships consider all members of the partnership together.

Farming  Other or ranching

3. OFF-FARM WORK - How many days did the operator work at least 4 hours per day off this place in 1987? - Include work at a nonfarm job, business, or on someone else's farm for pay. (Do not include exchange farmwork.)

None  
 1-49 days  
 50-99 days  
 100-149 days  
 150-199 days  
 200 days or more

4. In what YEAR did the operator begin to operate any part of this place? \_\_\_\_\_ Year

5. AGE of operator \_\_\_\_\_ Years old

6. RACE of operator

White  
 Negro or Black  
 American Indian  
 Asian or Pacific Islander  
 Other - Specify \_\_\_\_\_

7. SEX of operator  Male  Female

8. SPANISH ORIGIN - Is the operator of Spanish origin or descent (Mexican, Puerto Rican, Cuban, or other Spanish)?  Yes  No

**SECTION 10: PERSON COMPLETING THIS REPORT - Please print**

Name \_\_\_\_\_ Date \_\_\_\_\_

Telephone number \_\_\_\_\_ Area code \_\_\_\_\_ Number \_\_\_\_\_

# INFORMATION SHEET

## 1987 UNITED STATES CENSUS OF AGRICULTURE

### Special Reporting Instructions

#### 1. Who Should Report

WE NEED A REPLY FROM EVERYONE RECEIVING A REPORT FORM, INCLUDING individuals, landlords, tenants, partnerships, corporations, institutions, and THOSE NOT CONDUCTING AGRICULTURAL OPERATIONS. Each case included in the census has a unique Census File Number (CFN). In order to make the census results as complete and accurate as possible, we need to obtain information about every CFN.

#### 2. If You Received More Than One Report Form for an Operation

Complete only ONE report form for an operation. Write "Duplicate" near the address label of each extra report form. Also, write the 11-digit census file number(s) of the DUPLICATE report(s) ON THE COMPLETED REPORT in the space provided to the left of the address label. Return the extra report(s) in the same envelope with your completed report form so that we can correct our records.

#### 3. If You No Longer Farm

If you had agricultural operations at any time during 1987, please report all agricultural activity during the year. Report all land on your census form that you owned or rented. Also, report your 1987 crop and livestock production and 1987 sales.

Explain on the first page of the report form (or on a separate sheet of paper) that you quit farming or ranching and give the approximate date and the name and address of the present operator, if known.

#### 4. If You Never Farmed or Have No Association With Agriculture

Please write a note on the report form near the address label explaining this and return the form so that we can correct our records. In our efforts to make the census as complete as possible, we obtained lists from various sources. We tried to eliminate duplicate and nonfarm addresses, however, it was not always possible to do so.

#### 5. If You Have More Than One Agricultural Operation

Complete a report form for EACH SEPARATE and DISTINCT production unit, i.e., each individual farm, ranch, feedlot, greenhouse, etc., or combination of farms, etc., for which you maintain SEPARATE records of operating expenses and sales, livestock and other inventories, crop acreages, and production.

#### 6. If You Have a Partnership Operation

Complete only ONE report for the entire partnership's agricultural operation and include all partners' shares on the one report. If members of the partnership also operate separate farms or ranches in addition to the partnership farming operation, separate report forms should be completed for each individual operation.

If two or more report forms were received for the same operation, mark each additional form as a "Duplicate." Return the duplicate report(s) in the same envelope with the completed partnership report, where possible, or write a note on the duplicate report, such as, "(Name of partner) has completed a report for the partnership (provide name and CFN of partnership)."

#### 7. Landlord's or Contractor's Share

If you rented or leased land from others or had a contract for the production of agricultural products, include both your share and the landlord's or contractor's share of the production, sales, and expenses so your census report form will be complete for "THIS PLACE."

If you do not know the landlord's or contractor's share, include your BEST ESTIMATE. If you do not have records available for all data items, use your best estimate.

#### 8. How to Enter Your Response

Enter your replies in the proper spaces, on the correct lines, and in the units requested, i.e., dollars, bushels, tons, etc. Write any explanation outside the answer spaces or on a separate sheet of paper. All dollar figures may be entered in whole dollars. CENTS ARE NOT REQUIRED.

Enter whole numbers except where tenths are requested, such as acres of potatoes harvested. If you have 1/2, 1/3, or 1/4 of an acre, convert to tenths. For example, convert 1/2 to 5/10, 1/3 to 3/10, 1/4 to 2/10.

The census report form will contain sections and questions which do not apply to you. When this occurs, mark the "None" or "No" box and go on to the next item or section.

### Instructions For Specified Sections

#### ► Section 2 — ACREAGE IN 1987

Your answers to this section will determine the land (Acres In "THIS PLACE") referred to in the rest of the report form.

When answering the acreage questions, include the land associated with your agricultural operations in 1987 whether in production or not, include all land that you owned or rented during 1987 even if only for part of the year. Do not include any unrelated residential or commercial land.

Report all land in section 2 in whole acres.

**Item 1 — All Land Owned** — Report all land owned in 1987 whether held under title, purchased contract or mortgage, homestead law, or as heir or trustee of an undivided estate. Include all land owned by you and/or your spouse, or by the partnership, corporation, or organization for which you are reporting.

**Item 2 — All Land Rented or Leased FROM OTHERS** — Report all land rented by you or your operation even though the landlord may have supplied materials or supervision.

INCLUDE in Item 2:

- a. Land for agricultural use that you rented from others for cash
- b. Land you worked on a share basis (crop or livestock)
- c. Land owned by someone else that you used rent-free
- d. Federal, State, Indian reservation, or railroad land rented or leased by the acre

DO NOT INCLUDE in Item 2:

Land used on a per-head or animal unit license or permit basis, such as section 3 of the Taylor Grazing Act, National Forest, or Indian reservation permit land.

**Item 3 — All Land Rented or Leased TO OTHERS** — Include all land rented out for any purpose if it was part of the acreage reported in items 1 and 2. A report form will be obtained from each of your tenants to cover the operations on that land.

INCLUDE in Item 3:

- a. Owned land rented to others for cash or a share of crops or livestock
- b. Land you rented from someone and then subleased to someone else
- c. Land worked for you by someone for a share of crops or livestock
- d. Land which you allowed others to use rent-free

**Item 4 — Acres in "THIS PLACE"** — This figure will show the total of all land you operated at any time in 1987.

If item 4, Acres in "THIS PLACE" is "0" and:

- a. You raised any crops or had any livestock or poultry on "THIS PLACE" in 1987, complete the report.
- b. All your land was operated by a renter or sharecropper, skip to and complete section 10, and explain briefly, "All land rented out," etc. Mail form in return envelope.
- c. You did not have any agricultural activity on owned or rented land in 1987, complete section 10 and explain briefly, such as "retired," "sold farm," and date. Give name and address of current operator if known and return form.

#### ► Section 3 — LAND USE AND IRRIGATION

This section is used to classify the acres in "THIS PLACE" reported in section 2, item 4. Do not include any acres you rented to others reported in section 2, item 3. The sum of the acres entered in various categories should equal total acres in "THIS PLACE."

**Land Used for More Than One Purpose** — Do not report the same acreage for more than one of the listed purposes. If part or all of your land was used for more than one listed purpose in 1987, report that land only in the first category listed. For example, if you harvested a crop and later used the same land for pasture, report the land in part A, item 1, "Cropland harvested."

**Double Cropping** — When more than one crop was harvested from the same land in 1987, report that land only ONCE as "Cropland harvested," in part A, item 1 of this section.

**Interplanted Crops** — If you interplanted crops, such as cotton in an orchard, report the total land used for both crops only ONCE, as "Cropland harvested," in part A, item 1.

**Skip Row Planted Crops** — Report the acres that represent the total nonplanted or skipped rows as "Cropland idle," part A, item 3, the acres that represent the planted rows should be reported as "Cropland harvested," part A, item 1.

**Irrigation is defined as land watered by artificial or controlled means** — sprinklers, furrows or ditches, spreader dikes, purposeful flooding, etc. Include acres that receive supplemental, partial, and/or preplant irrigation. Do not report water applied in transplanting tobacco plants, trees, or vegetables as irrigation.

#### ► Section 4 — CROPS

This section provides space for reporting crops harvested during the 1987 crop year from the land shown in section 2, item 4 (Acres in "THIS PLACE") of your report. A few crops are already listed on the form. For these crops, just report acres harvested, quantity harvested, and value of sales. If you produced crops not listed, write the name of the crop and code from the list provided and report the acres harvested, quantity harvested, and the value of sales.

**DO NOT INCLUDE:**

- a. Any crops grown on land rented or leased TO OTHERS, or worked by others on shares during 1987.
- b. Crops or crop products purchased from others and later sold.

**Acres Harvested** — Enter the acres harvested in 1987. Round fractions to whole acres except where tenths are requested by "/10" in the reporting box, such as potatoes.

**Quantity Harvested** — If your unit of measure is different than the unit on the report form, please convert your figure for the quantity harvested to the unit requested. If the harvest was incomplete by December 31, 1987, please report the quantity harvested and the estimated quantity to be harvested.

**Gross Value of Crops Sold** — Report the value of all crops sold from "THIS PLACE" in 1987, regardless of the year they were harvested or who owned the land. Be sure to report gross value before deducting expenses and taxes. Include Government CCC loans received for "THIS PLACE" in 1987. Include payments received in 1987 from cooperatives or marketing organizations for crops produced on "THIS PLACE."

**Item 7 — Vegetables** — Report acres of vegetables harvested FOR SALE or commercial processing. Do not include vegetables grown for home use. Report the total acreage of each vegetable crop harvested.

**Item 8 — Fruit Orchards, Citrus, Vineyards, and Nut Trees** — Report only if total of 20 or more trees and vines. Include those for home use as well as those maintained for sale of their production. Acres in trees and vines that have been abandoned should not be included, these acres should be included in section 3, part A, item 3 "Cropland idle."

If crops other than fruit and nut trees and vines were interplanted with trees or vines, report the total acres for the orchard crop in item 8 and the total acres of the interplanted crop in the appropriate item.

**Item 9 — Other Crops** — To report: (1) find the crop name and the code number from the list under item 9; (2) enter crop name and code in the first two columns of the first available answer line under item 9; (3) enter the information that is requested in the remaining columns. If you harvested a crop not listed, use the "OTHER" code and specify the crop name. If you need additional space, use a separate sheet of paper to write the crop name(s), acres and quantity harvested, and gross value of crop(s) sold.

**Section 5 — LIVESTOCK, POULTRY, OTHER LIVESTOCK, OR ANIMAL SPECIALTIES**

**Parts A, B, C, and D — LIVESTOCK AND POULTRY**

**Animals and Poultry to Include in the Report** — Report all animals, poultry, and animal specialties on "this place" (section 2, item 4) on December 31, 1987. Include all owned by you and any kept by you for others. Include animals on unfenced lands, National Forest land, district land, cooperative grazing association land, or rangeland administered by the Bureau of Land Management on a per-head or lease basis. Animals in transit on December 31, 1987, or animals on a short-term pasture (such as wheat pasture or crop residue) on a per-head or lease basis should be reported by the person who had control of the animals.

**Animals and Poultry to Exclude from the Report** — Do not report animals or poultry kept on land rented to others or kept under a share arrangement on land rented to others. Do not include animals quartered in feedlots which are not a part of "this place." Animals kept on a place not operated by you are to be included on the report for that place.

**Animals Bought and Sold** — DO NOT REPORT ANY ANIMALS BOUGHT AND THEN RESOLD WITHIN 30 DAYS. Such purchases and sales are considered "dealer" transactions, and are not included in this census.

**Number Sold** — Report all animals and poultry sold or removed from "this place" in 1987, without regard to ownership or who shared in the receipts. Include animals sold for a landlord or given to a landlord or others in trade or in payment for goods or services. Do NOT report number sold for any livestock or poultry kept on another place.

**Dairy Termination Program or "Whole-Herd Dairy Buy-Out Program"** — The amount received in 1987 from the Government under the dairy termination program should be included in section 7, item 1. Dairy cattle and calves sold should be reported in section 5, part A.

**Animals Moved to Another Place** — For animals moved from "this place" to another place, such as for further feeding, report animals as "sold" and give your best estimate of their market value when they left "this place."

**Fat Cattle Sold** — Cattle fattened on grain or concentrates for 30 days or more and sold for slaughter are reported in section 5, part A, item 4a.

**DO NOT INCLUDE WITH FATTENED CATTLE SOLD:**

- a. Cattle and calves sold for further feeding
- b. Dairy cows fed only the usual dairy ration before being sold
- c. Veal calves, or any calves weighing less than 500 pounds

**Value of Sales** — Report the total gross value of animals and poultry sold or removed from "this place" in 1987 without deducting production or marketing expenses (cost of feed, cost of livestock purchase, cost of hauling and selling, etc.). If the sale price or market value is not known, give your best estimate of their market value when they left "this place." Do NOT report the value of sales of any livestock and poultry owned by you but kept and sold from a place you did not operate.

**Contract and Custom Feeding Operations** — Livestock or poultry kept by you on "this place" on a contract or custom basis should be included on this report REGARDLESS OF OWNERSHIP. Report as "INVENTORY" numbers of animals or poultry on the place on December 31, 1987. Report as "SOLD" animals and poultry kept on a contract or custom basis and removed or sold from the place in 1987. If the sale price or market value is not known, give your best estimate of the market value of the animals or poultry when they left the place.

The person who furnished the housing and labor should report the poultry operation on his/her report form regardless of who owned the birds. Report as sold the number of poultry that were taken or moved from the place in 1987.

**Part E — HORSES, OTHER LIVESTOCK, ANIMAL SPECIALTIES, AND FISH**

**If you owned BEES** — Report all colonies or hives of bees and honey operations conducted by you, regardless of where the hives were kept most of the year. Report hives or colonies, pounds of honey sold, and value of sales.

**Other Livestock and Livestock Products** — Include in all other livestock and livestock products manure, beeswax, and any other animal products sold from "this place" in 1987. Mink pelts and rabbit pelts should be included in number sold and value of sales, but not in inventory.

**Fish and Other Aquaculture Products** — Report quantity sold and gross value of sales for each.

**Section 6 — AMOUNT RECEIVED FROM GOVERNMENT CCC LOANS**

**Item 1** — Report the amount received under the regular or reserve program for commodities placed under CCC loan during 1987. Include amount received even if commodity was redeemed or forfeited prior to December 31, 1987.

Do not include CCC loans received to build crop storage facilities or amount received for storage payments in the reserve program.

**Section 7 — FEDERAL PAYMENTS RECEIVED**

Report all payments received from Federal Farm Programs in 1987 regardless of whether payment was made in cash or commodity certificates. Include cash payments in item 1. In item 2, include the value of any certificates held or the value received from sale or redemption of any certificates in 1987.

Federal payments include receipts from Federal programs such as deficiency payments, "Whole-Herd Dairy Buy-Out," support price payments, indemnity programs, disaster payments, paid land diversion, inventory reduction payments, payments received for approved soil and water conservation projects, etc.

**Section 8 — ACRES SET ASIDE, DIVERTED, OR IDLED UNDER FEDERAL ACREAGE REDUCTION PROGRAMS IN 1987**

Include in item 2 all acres in "this place" retired from production and placed, by long-term contract, into the Conservation Reserve Program. Acres placed into the program during and prior to 1987 should be included.

**Section 9 — CHARACTERISTICS AND OCCUPATION OF OPERATOR**

This section collects information about the operator of "this place" defined as the individual owner, the operator, the senior partner, or person in charge.

**For Family or Individual Operation** — Complete this section for the operator.

**For Partnership Operations** — Answer all items, except item 2, for the "Senior Partner." The "Senior Partner" is the individual who is mainly responsible for the agricultural operations on "this place," not necessarily the person senior in age. If each partner shares equally in the day-to-day management decisions, consider the oldest as the "Senior Partner." For item 2 (Principal Occupation) consider all members of the partnership together. Please include as "farming or ranching" worktime at all types of agricultural enterprises, including work at greenhouses, nurseries, mushroom production, ranching, feedlots, broiler feeding, etc.

**For Corporation and Other Operations (Cooperatives, Estates, etc.)** — Complete section 9 for the person in charge, such as a hired manager, business manager, or other person primarily responsible for the on-site, day-to-day operation of the farm or ranch business.

**Item 4 — Year Began Operation** — Report the first year the operator or senior partner began to operate any part of "this place" on a continuous basis. If the operator returned to a place previously operated, report the year operations were resumed.



# INDEX

(Index items not reported for the State will not appear in designated tables)

| Item   | State<br>tables         | County<br>tables | Item   | State<br>tables            | County<br>tables |
|--|-------------------------|------------------|--|----------------------------|------------------|
| <b>A</b>   |                         |                  | <b>B—Con.</b>  |                            |                  |
| Abnormal farms .....                             | 19                      | -                | Bluegrass seed,<br>Kentucky.....   | 44                         | 26               |
| Acreage reduction<br>program .....               | 7,10,48-53              | 5                | Boysenberries.....   | -                          | 29               |
| Age of operator .....                            | 1,16,48-53              | 1,10,16          | Breeding hogs and<br>pigs .....  | 32,48-53                   | 12,16            |
| Agricultural products sold,<br>market value..... | 1,2,10,18,47,48-53      | 1,2,16           | Broccoli.....  | -                          | 27               |
| Agricultural services<br>income .....            | 5,48-53                 | 4                | Broilers .....   | 1,20-22,48-53              | 1,14,16          |
| Alfalfa hay.....                                 | 43,44,48-53             | 26               | Brome grass seed .....   | -                          | 26               |
| Alfalfa seed .....                               | 43,44                   | 26               | Brussels sprouts .....   | -                          | 27               |
| Almonds .....                                    | 45,48-53                | 28               | Buckwheat.....   | -                          | 24               |
| American Indian<br>operator .....                | 17                      | 34               | Bulbs.....   | 46                         | 30               |
| Angora goats.....                                | 41                      | 18               | Bulls, bull calves, steers,<br>and steer calves.....                     | 20,25,48-53                | 11,16            |
| Apples .....                                     | 45,48-53                | 28               | Burros, donkeys, and<br>mules.....                                       | 41                         | 23               |
| Apricots.....                                    | 42                      | 28               | <b>C</b>   |                            |                  |
| Aquacultural products ..                         | 41                      | 21               | Cabbage.....   | -                          | 27               |
| Artichokes .....                                 | -                       | 27               | Cantaloups .....   | 44                         | 27               |
| Asian or Pacific Islander<br>operator .....      | 17                      | 34               | Carrots.....   | -                          | 27               |
| Asparagus.....                                   | -                       | 27               | Cash, government farm<br>programs payments ...                           | 5                          | 4                |
| Assets, value.....                               | 1,10-12,18,<br>47,48-53 | 1,5,8,16         | Cash rent, expenses....  | 3,10,48-53                 | 3,16             |
| Austrian winter peas ....                        | -                       | 26               | Cash rent or share<br>payments received,<br>farm-related income ...      | 5,48-53                    | 4                |
| Avocados.....                                    | 45                      | 28               | Catfish sales .....  | -                          | 21               |
| <b>B</b>   |                         |                  | Cattle and calves .....  | 1,10,20,25,27,47,<br>48-53 | 1,11,16          |
| Bahia grass seed .....                           | -                       | 26               | Cattle and calves sales,<br>value.....                                   | 2,20,26,31,47,<br>48-53    | 2,11,16          |
| Balers, pickup.....                              | 13,48-53                | 8                | Cauliflower.....   | -                          | 27               |
| Bananas.....                                     | 45                      | 28               | Celery.....  | -                          | 27               |
| Barley for grain.....                            | 1,42-44,48-53           | 1,15,16,24       | Certificates, govern-<br>ment farm programs<br>payments.....             | 5                          | 4                |
| Barley for grain sales,<br>value.....            | 2,48-53                 | 2,16             | Chemicals, expenses ...  | 1,3,10,15,47,48-53         | 3,16             |
| Beans, dry edible .....                          | 42-44,48-53             | 15,16,25         | Chemicals used .....   | 15,48-53                   | 9                |
| Beans, dry lima .....                            | -                       | 25               | Cherries.....  | 45,48-53                   | 28               |
| Beans, green lima .....                          | -                       | 27               | Chickens 3 months old<br>or older.....                                   | 1,20,21,23,48-53           | 1,14             |
| Beans, snap (bush and<br>pole).....              | 44,48-53                | 27               | Chicory .....  | -                          | 27               |
| Beans, soybeans.....                             | 1,42-44,48-53           | 1,15,16,25       | Chinese cabbage .....  | -                          | 27               |
| Bedding plants .....                             | 46                      | 30               | Chinese or ming peas ..  | -                          | 27               |
| Beef cows .....                                  | 1,20,25,29,48-53        | 1,11,16          | Christmas trees and<br>forest products sales,<br>farm-related income ... | 5,48-53                    | 4                |
| Bees, colonies .....                             | 41                      | 20               | Citrus fruit .....   | 45,48-53                   | 28               |
| Beets, sugar .....                               | 42-44,48-53             | 1,15,16,25       | Clover seed .....  | -                          | 26               |
| Beets, table .....                               | -                       | 27               | Coffee .....   | 45                         | 28               |
| Bentgrass seed .....                             | -                       | 26               | Collards.....  | -                          | 27               |
| Bermuda grass seed....                           | -                       | 26               | Colonies of bees.....  | 41                         | 20               |
| Berries .....                                    | 42,44,48-53             | 29               | Combines, grain and<br>bean, all types .....                             | 13,48-53                   | 16               |
| Birdsfoot trefoil seed ...                       | -                       | 26               |  |                            |                  |
| Blackberries .....                               | -                       | 29               |  |                            |                  |
| Black operators and other<br>races .....         | 16,17,48-53             | 32-34            |  |                            |                  |
| Blueberries .....                                | 44                      | 29               |  |                            |                  |

# INDEX—Con.

(Index items not reported for the State will not appear in designated tables)

| Item   | State<br>tables            | County<br>tables | Item  | State<br>tables         | County<br>tables |
|--|----------------------------|------------------|---|-------------------------|------------------|
| <b>C—Con.</b>  |                            |                  | <b>D</b>  |                         |                  |
| Commercially mixed formula feed purchased..                                    | 1,3,48-53                  | 3,16             | Daikon .....  | -                       | 27               |
| Commodity Credit Corporation loans.....  | 6,10,48-53                 | 4                | Dairy cows (milk cows) ..                               | 1,10,20,25,30,47,48-53  | 1,11,16          |
| Conservation reserve programs .....  | 7,10,48-53                 | 5                | Dairy products sales, value.....                        | 2,47,48-53              | 2,11,16          |
| Contract labor expenses  | 3,10,48-53                 | 3,16             | Dates .....   | -                       | 28               |
| Corn, field .....  | 1,42-44,48-53              | 1,15,16,24,31    | Dewberries .....  | -                       | 29               |
| Corn for grain sales, value.....   | 2,48-53                    | 2,16             | Diesel fuel expenses ...                                | 14,48-53                | 3                |
| Corn, sweet .....  | 44,48-53                   | 27               | Dill for oil .....                                      | -                       | 31               |
| Corn, sweet, for seed...   | -                          | 31               | Disease control in crops and orchards....               | 15,48-53                | 9                |
| Corporation, family held.....  | 16,48-53                   | 10,16            | Donkeys, burros, and mules.....                         | 41                      | 23               |
| Corporation, nonfamily held .....  | 16,48-53                   | 10,16            | Ducks .....   | -                       | 14,22            |
| Corporation, type of organization .....  | 1,16,48-53                 | -                | Ducks, geese, and other poultry .....                   | 21                      | 14,22            |
| Cotton .....   | 1,42,44,47,48-53           | 1,15,16,25       | <b>E</b>  |                         |                  |
| Cotton sales, value .....  | 2,47,48-53                 | 2,16             | Eggplant.....   | -                       | 27               |
| Cottonpickers and strippers .....  | 13,48-53                   | 8                | Electricity expenses....                                | 10,47,48-53             | 3                |
| Cowpeas for dry peas ..  | -                          | 25               | Emmer and spelt.....                                    | -                       | 24               |
| Cowpeas, green.....  | -                          | 27               | Endive .....  | -                       | 27               |
| Cows and heifers that had calved .....   | 20,25,48-53                | 11,16            | Equipment and machinery .....                           | 1,10,12,18,47,48-53     | 1,8,16           |
| Cranberries .....  | 44                         | 29               | Escarole .....  | -                       | 27               |
| Cropland diverted, set aside.....  | 7,10,48-53                 | 5                | Ewes 1 year old or older .....                          | 38                      | 13               |
| Cropland for cover crops, legumes, and soil-improvement grasses..              | 7,48-53                    | 5                | Expenses, farm production.....                          | 1,3,10,47,48-53         | 1,3,16           |
| Cropland harvested.....  | 1,7,8,10,16,18,42,47,48-53 | 1,3,5,6,10,15,16 | <b>F</b>  |                         |                  |
| Cropland harvested, irrigated.....   | 8-10                       | 7                | Family held corporations.....                           | 48-53                   | 10,16            |
| Cropland idle .....  | 7,48-53                    | 5                | Family or individual, type of organization ...          | 1,16,48-53              | 10,16            |
| Cropland in cultivated summer fallow .....                                     | 7,48-53                    | 5                | Farm-related income....                                 | 5,48-53                 | 4                |
| Cropland on which all crops failed.....  | 7,48-53                    | 5                | Farms by age and principal occupation of operator ..... | 16,48-53                | 10,16            |
| Cropland pastured .....  | 7,48-53                    | 5                | Farms by size of farm ..                                | 8,47,48-53              | 6,16             |
| Cropland total .....   | 1,7,10,47,48-53            | 1,5,16           | Farms by standard industrial classification             | 18,48-53                | 16               |
| Crops, farms reporting, acres, production .....                                | 42                         | 15,16            | Farms by tenure of operator .....                       | 16,48-53                | 10,16            |
| Cucumbers .....  | 44                         | 27               | Farms by type of organization .....                     | 1,16,48-53              | 10,16            |
| Currants .....   | -                          | 29               | Farms by value of agricultural products sold .....      | 1,2,10,18,47,48-53      | 1,2,16           |
| Customwork, machine hire, and rental of machinery and equipment, expenses..... | 3,10,48-53                 | 3,16             | Farms, number.....                                      | 1,7,8,10,16,18,47,48-53 | 1,5,10,16        |
| Customwork and other agricultural services, farm-related income ...            | 5,48-53                    | 16               | Fattened cattle sales ...                               | 26,29,31,48-53          | 11,16            |
|  |                            |                  | Feed purchased.....                                     | 1,3,47,48-53            | 3,16             |
|  |                            |                  | Feeder pigs sales.....                                  | 20,33,35-37,48-53       | 12               |

# INDEX—Con.

(Index items not reported for the State will not appear in designated tables)

| Item  | State<br>tables  | County<br>tables | Item  | State<br>tables            | County<br>tables |
|---|------------------|------------------|---|----------------------------|------------------|
| <b>F—Con.</b>   |                  |                  | <b>G—Con.</b>   |                            |                  |
| Female operators .....  | 16,17,48-53      | 10               | Grass silage, haylage,<br>and green chop hay ...                          | 43,44                      | 26               |
| Fertilizer applied .....  | 15,48-53         | 9                | Grazing permits .....   | -                          | 36               |
| Fertilizer expenses .....   | 3,10,15,47,48-53 | 3,16             | Grease, LP gas, fuel<br>oil, kerosene, motor oil,<br>etc., expenses ..... | 14,48-53                   | 3                |
| Fescue seed .....   | 44               | 26               | Greenhouse crops .....  | 42,46                      | 30               |
| Field seed crops .....  | 44,48-53         | 26               | Greenhouse vegetables   | 46                         | 30               |
| Figs .....  | -                | 28               | Guar .....  | -                          | 31               |
| Filberts .....  | 45               | 28               | Guavas .....  | 45                         | 28               |
| Fish sales .....  | 41               | 21               | <b>H</b>  |                            |                  |
| Flaxseed .....  | 42,44,48-53      | 24               | Hatcheries .....  | -                          | 22               |
| Florist greens and<br>flowers, cut .....                                  | 46               | 30               | Hay crops .....   | 1,42-44,48-53              | 1,15,16,26       |
| Flower and vegetable<br>seeds .....                                       | 46               | 30               | Hay, silage, and field<br>seeds sales, value .....                        | 2,47,48-53                 | 2,16             |
| Flowering plants,<br>potted .....   | 46               | 30               | Haylage, grass silage, and<br>green chop hay .....                        | 43,44                      | 26               |
| Flowers and florist<br>greens, cut .....                                  | 46               | 30               | Hazelnuts .....   | 45                         | 28               |
| Foliage plants .....  | 46               | 30               | Heifers and heifer<br>calves .....  | 20,25,48-53                | 11,16            |
| Forest products and<br>Christmas trees sales,<br>farm-related income ...  | 5,48-53          | 4                | Hens and pullets of<br>laying age .....                                   | 20,21,48-53                | 14,16            |
| Foxtail millet seed .....   | -                | 26               | Herbs .....   | -                          | 31               |
| Fruit crops .....   | 45               | 15,16,28         | Hired farm labor<br>expenses .....  | 3,10,47,48-53              | 3,16             |
| Fruits, nuts, and berries<br>sales, value .....                           | 2,47,48-53       | 2,16             | Hogs and pigs .....   | 1,10,20,32,35,47,<br>48-53 | 1,12,16          |
| Fuel oil, kerosene, motor<br>oil, grease, LP gas, etc.,<br>expenses ..... | 14,48-53         | 3                | Hogs and pigs sales,<br>value .....                                       | 2,20,33,36,47,48-53        | 2,12,16          |
| Full owners .....   | 16,48-53         | 10,16            | Hogs, litters farrowed ...  | 34,37,48-53                | 12               |
| <b>G</b>  |                  |                  | Honey sales .....   | 41                         | 20               |
| Garlic .....  | -                | 27               | Honey tangerines .....  | -                          | 28               |
| Gas, natural, expenses ..   | 14,48-53         | 3                | Honeydew melons .....   | -                          | 27               |
| Gasoline and other<br>petroleum fuel and oil<br>expenses .....            | 14,48-53         | 3,16             | Hops .....  | 44                         | 31               |
| Gasoline expenses .....   | 14,48-53         | 3                | Horses and ponies .....   | 20,41,48-53                | 13               |
| Geese .....   | -                | 22               | <b>I</b>  |                            |                  |
| Geese, ducks, and<br>other poultry .....                                  | 41               | 14,22            | Income from farm-related<br>sources .....                                 | 5,48-53                    | 4                |
| Ginger root .....   | -                | 31               | Income, see net cash<br>return .....                                      | 4,48-53                    | 4                |
| Goat milk sales .....   | 41               | 17               | Individual or family, type<br>of organization .....                       | 1,16,48-53                 | 10,16            |
| Goats .....   | 41,48-53         | 23               | Insects, chemical<br>control .....  | 15,48-53                   | 9                |
| Goats, Angora .....   | 41               | 23               | Interest, debt not secured<br>by real estate .....                        | 3,48-53                    | 3                |
| Goats, milk .....   | 41               | 17               | Interest, debt secured<br>by real estate .....                            | 3,48-53                    | 3                |
| Goats, other .....  | 41               | 23               | Interest expenses .....   | 1,3,10,47,48-53            | 3,16             |
| Government farm<br>programs payments ...                                  | 5,10,47,48-53    | 4                | Irish potatoes .....  | 1,42-44,48-53              | 1,15,16,25       |
| Grain hay .....   | 43,44            | 26               |   |                            |                  |
| Grain sales, value .....  | 2,47,48-53       | 2,16             |   |                            |                  |
| Grains .....  | 44,48-53         | 16               |   |                            |                  |
| Grapefruit .....  | 45               | 28               |   |                            |                  |
| Grapes .....  | 45,48-53         | 28               |   |                            |                  |

# INDEX—Con.

(Index items not reported for the State will not appear in designated tables)

| Item  | State<br>tables         | County<br>tables | Item   | State<br>tables         | County<br>tables |
|---|-------------------------|------------------|--|-------------------------|------------------|
| <b>I—Con.</b>   |                         |                  | <b>M</b>   |                         |                  |
| Irrigated farms and acres .....                                     | 1,8-10                  | 1,7              | Macadamia nuts .....   | 45                      | 28               |
| <b>J</b>  |                         |                  | Machine hire, rental of machinery and equipment, and customwork expenses ..... | 3,10,48-53              | 3,16             |
| Jojoba .....  | -                       | 31               | Machinery and equipment .....  | 1,10,12,18,47,48-53     | 1,8,16           |
| <b>K</b>  |                         |                  | Male operators .....   | 16,17,48-53             | 10               |
| Kale .....  | -                       | 27               | Mangoes .....  | -                       | 28               |
| Kentucky bluegrass seed .....                                       | 44                      | 26               | Melons .....   | -                       | 27               |
| Kerosene, motor oil, grease, LP gas, fuel oil, etc., expenses ..... | 14,48-53                | 3                | Milk cows (dairy cows) .....   | 1,10,20,25,30,47,48-53  | 1,11,16          |
| Kiwifruit .....   | -                       | 28               | Milk goats .....   | 41                      | 17               |
| Kumquats .....  | -                       | 28               | Millet, proso .....  | 44                      | 24               |
| <b>L</b>  |                         |                  | Millet seed, foxtail .....   | -                       | 26               |
| Labor expenses .....  | 1,3,10,47,48-53         | 3,16             | Mink and their pelts .....   | 41                      | 19               |
| Land and buildings, value .....                                     | 1,10,11,47,48-53        | 5,16             | Mint for oil .....   | 44                      | 31               |
| Land in farms .....   | 1,7,8,10,16,18,47,48-53 | 1,5,10,16        | Mohair sales .....   | 41                      | 18               |
| Land owned .....  | 10,48-53                | -                | Motor oil, grease, LP gas, fuel oil, kerosene, etc., expenses .....            | 14,48-53                | 3                |
| Land rented from others .....                                       | 48-53                   | -                | Motortrucks, including pickups .....   | 13,48-53                | 8,16             |
| Land rented to others ..  | 48-53                   | -                | Mower conditioners .....   | 13,48-53                | 8                |
| Land set aside in federal farm programs .....                       | 7,10,48-53              | 1                | Mules, burros, and donkeys .....   | 41                      | 23               |
| Land use .....  | 7,8,10,47,48-53         | 5                | Mungbeans for beans ..   | -                       | 31               |
| Lemons .....  | 45                      | 28               | Mushrooms .....  | 46                      | 30               |
| Lentils .....   | 44                      | 25               | Mustard cabbage .....  | -                       | 27               |
| Lespedeza seed .....  | -                       | 26               | Mustard greens .....   | -                       | 27               |
| Lettuce and romaine .....   | 44                      | 27               | Mustard seed .....   | -                       | 24               |
| Lima beans, dry .....   | -                       | 25               | <b>N</b>   |                         |                  |
| Lima beans, green .....   | -                       | 27               | Natural gas expenses ..  | 14,48-53                | 3                |
| Lime applied .....  | 15,48-53                | 9                | Nectarines .....   | -                       | 28               |
| Limes .....   | -                       | 28               | Nematode control in crops .....  | 15,48-53                | 9                |
| Litters farrowed .....  | 34,37,48-53             | 12               | Net cash return from agricultural sales .....                                  | 4,48-53                 | 4                |
| Livestock and livestock products sold .....                         | 20                      | -                | Nonfamily held corporations .....  | 16,48-53                | 10,16            |
| Livestock and poultry ..  | 20                      | 1,16             | Number of farms .....  | 1,7,8,10,16,18,47,48-53 | 1,5,10,16        |
| Livestock and poultry purchased .....                               | 1,3,10,47,48-53         | 3,16             | Nursery and greenhouse crops .....   | 42,46                   | 30               |
| Livestock, poultry, and their products sales, value .....           | 1,2,10,18,20,47         | 1,2,16           | Nursery and greenhouse crops sales, value .....                                | 2,42,46,47,48-53        | 2,16,30          |
| Loans, Commodity Credit Corporation .....                           | 6,10,48-53              | 4                | Nursery crops-shrubs, trees, etc. .....  | 46                      | 30               |
| Loganberries .....  | -                       | 29               | <b>O</b>   |                         |                  |
| Lotus root .....  | -                       | 31               | Oat sales, value .....   | 2,48-53                 | 2,16             |
| LP gas, fuel oil, kerosene, motor oil, grease, etc., expenses ..... | 14,48-53                | 3                | Oats for grain .....   | 1,42-44,48-53           | 1,15,16,24       |
|   |                         |                  | Occupation of operator ..  | 1,16,48-53              | 1,10,16          |



# INDEX—Con.

(Index items not reported for the State will not appear in designated tables)

| Item   | State<br>tables | County<br>tables | Item   | State<br>tables    | County<br>tables |
|--|-----------------|------------------|--|--------------------|------------------|
| <b>O—Con.</b>  |                 |                  | <b>P—Con.</b>                                  |                    |                  |
| Off-farm work by operator .....  | 1,16,48-53      | 1,10,16          | Pineapples.....                                | 1,42,44,48-53      | 1,15,16,31       |
| Okra .....   | -               | 27               | Pistachios .....                               | -                  | 28               |
| Olives .....   | -               | 28               | Plums .....                                    | 45                 | 28               |
| Onions, dry and green..  | 44              | 27               | Pomegranates.....                              | -                  | 28               |
| Operator characteristics—<br>residence, age, race,<br>occupation, off-farm<br>work, sex, Spanish<br>origin, years on<br>present farm ..... | 16,17,48-53     | 10,16            | Ponies and horses.....                         | 20,41,48-53        | 13               |
| Oranges .....  | 45              | 28               | Popcorn.....                                   | 44                 | 24               |
| Orchardgrass seed .....  | -               | 26               | Potatoes, Irish.....                           | 1,42-44,48-53      | 1,15,16,25       |
| Orchards.....  | 1,42-44,48-53   | 1,15,16,28       | Potatoes, sweet.....                           | 42,44,48-53        | 25               |
| Organization of farm....   | 1,16,48-53      | 10,16            | Poultry and poultry<br>products sales, value.. | 2,20,48-53         | 2,16             |
| Other farm production<br>expenses.....   | 5,48-53         | 3,16             | Poultry hatched .....                          | -                  | 22               |
| Other field crops sales,<br>value.....   | 2,48-53         | 2,16             | Principal occupation<br>of operator .....      | 1,16,48-53         | 1,10,16          |
| Other grains sales, value  | 2,48-53         | 2,16             | Production expenses ...                        | 1,3,10,47,48-53    | 1,3,16           |
| Other livestock and live-<br>stock products sales,<br>value.....   | 2,47,48-53      | 2,16             | Property taxes,<br>expenses.....               | 3,10,48-53         | 3,16             |
| Other poultry .....  | -               | 22               | Proso millet.....                              | 44                 | 24               |
| Owned land .....   | 10,48-53        | -                | Prunes .....                                   | 45                 | 28               |
|  |                 |                  | Pullets .....                                  | 22                 | 14               |
|  |                 |                  | Pumpkins .....                                 | -                  | 27               |
|  |                 |                  | <b>Q</b>                                       |                    |                  |
|  |                 |                  | Quail .....                                    | -                  | 22               |
|  |                 |                  | <b>R</b>                                       |                    |                  |
| <b>P</b>   |                 |                  | Rabbits and their pelts .                      | 41                 | 23               |
| Papayas .....  | 45              | 28               | Race of operator.....                          | 16,48-53           | 34               |
| Parsley.....   | -               | 27               | Radishes .....                                 | -                  | 27               |
| Part owners .....  | 16,48-53        | 10,16            | Rangeland.....                                 | 7,48-53            | 5                |
| Partnership, type of<br>organization.....  | 1,16,48-53      | 10,16            | Rapeseed .....                                 | -                  | 31               |
| Passion fruit.....   | -               | 28               | Raspberries .....                              | 44                 | 29               |
| Pastureland and grazing<br>land.....   | 7,48-53         | 5                | Redtop seed .....                              | -                  | 26               |
| Pastureland and other<br>land irrigated .....  | 9               | 7                | Rent paid in cash,<br>expenses.....            | 3,10,48-53         | 3,16             |
| Payroll expenses.....  | 1,3,10,47,48-53 | 3,16             | Rent received, farm-<br>related income.....    | 5,48-53            | 4                |
| Peaches .....  | 45,48-53        | 28               | Repair and maintenance<br>expenses.....        | 3,10,48-53         | 3,16             |
| Peanuts for nuts .....   | 42-44,48-53     | 1,15,16,25       | Residence of operator..                        | 16,48-53           | 10,16            |
| Pears .....  | 45              | 28               | Rhubarb .....                                  | -                  | 27               |
| Peas, Austrian winter...   | -               | 26               | Rice.....                                      | 1,42-44,48-53      | 1,15,16,24       |
| Peas, Chinese or ming .  | -               | 27               | Romaine and lettuce ...                        | 44                 | 27               |
| Peas, dry edible.....  | 44              | 25               | Rye for grain .....                            | 42,44              | 24               |
| Peas, green .....  | 44,48-53        | 27               | Ryegrass seed .....                            | 44                 | 26               |
| Pecans.....  | 45,48-53        | 28               |  |                    |                  |
| Peppers.....   | -               | 27               | <b>S</b>                                       |                    |                  |
| Persimmons .....   | -               | 28               | Safflower .....                                | -                  | 24               |
| Petroleum products<br>expenses.....  | 3,10,14,48-53   | 3,16             | Sales of agricultural<br>products.....         | 1,2,10,18,47,48-53 | 1,2,16           |
| Pheasants .....  | -               | 22               | Salt hay.....                                  | -                  | 31               |
| Pickup balers.....   | 13,48-53        | 8                |  |                    |                  |
| Pigeons or squab .....   | -               | 22               |  |                    |                  |
| Pimientos.....   | -               | 27               |  |                    |                  |

# INDEX—Con.

(Index items not reported for the State will not appear in designated tables)

| Item  | State<br>tables   | County<br>tables | Item  | State<br>tables     | County<br>tables |
|---|-------------------|------------------|---|---------------------|------------------|
| <b>S—Con.</b>                                     |                   |                  | <b>T—Con.</b>                                   |                     |                  |
| Seeds, bulbs, plants, and trees purchased .....   | 3,10,48-53        | 3                | Tenure of operator.....                         | 16,48-53            | 10,16            |
| Set aside programs, acreage.....                  | 7,10,48-53        | 5                | Timothy seed.....                               | -                   | 26               |
| Sex of operator .....                             | 16,17,48-53       | 10               | Tobacco .....                                   | 1,42-44,48-53       | 1,15,16,25       |
| Shallots.....                                     | -                 | 27               | Tobacco sales, value...                         | 2,47,48-53          | 2,16             |
| Sheep and lambs .....                             | 10,20,38,39,48-53 | 1,13,16          | Tomatoes.....                                   | 44,48-53            | 27               |
| Sheep and lambs shorn                             | 38,48-53          | 13               | Tractors, wheel.....                            | 13,48-53            | 8,16             |
| Sheep, lambs, and wool sales, value .....         | 2,20,38,47,48-53  | 2,13,16          | Triticale .....                                 | -                   | 24               |
| Size of farm, average...                          | 1,48-53           | 1,16             | Trout sales .....                               | -                   | 21               |
| Small grain hay .....                             | 43,44             | 26               | Trucks, including pickups .....                 | 13,48-53            | 8,16             |
| Snap beans, bush and pole.....                    | 44,48-53          | 27               | Turkeys .....                                   | 20,21,24,48-53      | 14               |
| Sod .....   | 46                | 30               | Turnip greens .....                             | -                   | 27               |
| Sorghum.....                                      | 1,42-44,48-53     | 1,15,16,24,26,31 | Turnips.....                                    | -                   | 27               |
| Sorghum for grain sales, value.....               | 2,48-53           | 2,16             | Type of farm .....                              | 18,48-53            | 16               |
| Southern peas (cowpeas), dry .....                | -                 | 25               | Type of organization....                        | 1,16,48-53          | 1,10,16          |
| Southern peas (cowpeas), green .....              | -                 | 27               | <b>V</b>  |                     |                  |
| Soybeans.....                                     | 1,42-44,48-53     | 1,15,16,25       | Value of agricultural products sold .....       | 1,2,10,18,47,48-53  | 1,2,16           |
| Soybeans sales, value..                           | 2,48-53           | 2,16             | Value of land and buildings.....                | 1,10,18,48-53       | 5,16             |
| Spanish origin, operators of .....                | 16,17,48-53       | 35               | Value of machinery and equipment.....           | 1,10,12,18,47,48-53 | 1,8,16           |
| Spelt and emmer .....                             | -                 | 24               | Vegetable and flower seeds.....                 | 46                  | 30               |
| Spinach.....                                      | -                 | 27               | Vegetables, greenhouse                          | 46                  | 30               |
| Squash .....                                      | -                 | 27               | Vegetables harvested for sale .....             | 1,42-44,48-53       | 1,15,16,27       |
| Standard industrial classification of farms .     | 18,48-53          | 2,16             | Vegetables, sweet corn, and melons sales, value | 2,47,48-53          | 2,16             |
| Steers, steer calves, bulls, and bull calves..... | 20,25,48-53       | 11,16            | Vetch seed .....                                | -                   | 26               |
| Strawberries.....                                 | 43,44             | 29               | <b>W</b>  |                     |                  |
| Sudangrass seed .....                             | -                 | 26               | Walnuts, English .....                          | 45,48-53            | 28               |
| Sugar beets .....                                 | 42-44,48-53       | 1,15,16,25       | Watercress .....                                | -                   | 27               |
| Sugarcane .....                                   | 1,42-44,48-53     | 1,15,16,25       | Watermelons .....                               | 44                  | 27               |
| Sunflower seed .....                              | 1,42,44,48-53     | 1,15,16,24       | Weeds, chemical control .....                   | 15,48-53            | 9                |
| Sweet corn .....                                  | 44,48-53          | 27               | Wheat for grain .....                           | 1,42-44,48-53       | 1,15,16,24       |
| Sweet corn for seed....                           | -                 | 31               | Wheat sales, value .....                        | 2,48-53             | 2,16             |
| Sweet potatoes .....                              | 42,44,48-53       | 25               | Wheatgrass seed .....                           | -                   | 26               |
| <b>T</b>  |                   |                  | Wheel tractors .....                            | 13,48-53            | 8,16             |
| Tame dry hay .....                                | 43,44             | 16,26            | Wild hay .....                                  | 43,44               | 26               |
| Tangelos.....                                     | -                 | 28               | Wild rice .....                                 | -                   | 24               |
| Tangerines .....                                  | -                 | 28               | Woodland.....                                   | 1,7,48-53           | 5                |
| Taro.....   | -                 | 31               | Wool, pounds shorn ....                         | 38,48-53            | 13               |
| Taxes, property, expenses.....                    | 5,48-53           | 3                | Work off-farm by operator .....                 | 1,16,48-53          | 1,10,16          |
| Tenant operated farms .                           | 16,48-53          | 10,16            | <b>Y</b>  |                     |                  |
|   |                   |                  | Years on present farm..                         | 47,48-53            | 16               |

---

# 1987

## Census of Agriculture

---



Results available beginning in the fall of 1988. Statistical data available for all counties, states, and the United States.

### Data Include:

- Number of farms
- Land in farms
- Operator characteristics
- Type of organization
- Land use
- Size of farms
- Market value of agricultural products sold
- Livestock
- Poultry
- Poultry and livestock products
- Crops harvested
- Energy costs
- Production expenditures

### Results Available in:

- Published Reports
- Computer Tapes
- Compact Disc-Read Only Memory (CD-ROM)
- Diskettes

---

Please call (301) 763-1113  
for further information



# PUBLICATION PROGRAM

## 1987 CENSUS OF AGRICULTURE

Results of the 1987 Census of Agriculture are being published in a series of reports which provide data for each county (or equivalent), each State, the United States, Puerto Rico, Guam, the Virgin Islands of the United States, American Samoa, and the Northern Mariana Islands. The publications include statistics on the number of farms; land in farms; farm and operator characteristics; livestock, poultry, and their products; crop production and value; operating expenditures; irrigation; and other characteristics of farms.

Publication order forms may be obtained from Data User Services Division, Customer Services, Bureau of the Census, Washington, DC 20233, any U.S. Department of Commerce district office, or by calling (301) 763-1113.

### ADVANCE REPORTS (AC87-A-01-000(A) TO 56-000(A))

Advance Reports are published separately for each county (or equivalent) in the United States with 10 farms or more, for each State, and the United States. The reports contain data for all agricultural operations with \$1,000 or more in actual or potential sales of agricultural products in the census year. The Advance Reports contain final data for major data items together with comparable data from the 1982 census. Included in the reports are data on number of farms, land in farms, size of farms, land use practices, farm operator characteristics, sales expenditures, machinery and equipment, livestock, poultry, dairy products sold, and major crops harvested (which vary by State). No advance reports are available for Puerto Rico, Guam, or the U.S. Virgin Islands.

### VOLUME 1. GEOGRAPHIC AREA SERIES (AC87-A-1 TO 56)

**State and County Data** (A-1 to 50) are published showing detailed data in national and State tables for the United States, and in county and State tables separately for each State. These reports include data on number and size of farms; crop production; livestock, poultry, and their products; tenure, age, and occupation of operators; types of organization; value of products sold; and standard industrial classification of farms.

#### Summary and State Data (A-51)

- Chapter 1. National level data
- Chapter 2. State level data

**Outlying Areas** (A-52 to 56) provide detailed data for the regions and municipios of Puerto Rico; the election districts of Guam; the U.S. Virgin Islands; American Samoa; and Northern Mariana Islands.

### VOLUME 2. SUBJECT SERIES (AC87-S-1 TO 6)

**Agricultural Atlas of the United States** (AC87-S-1), formerly the *Graphic Summary*, presents a profile of the Nation's agriculture in a series of dot and multicolor pattern maps. The maps provide displays on size and type of farm, land use, farm tenure, market value of products sold, crops harvested, livestock inventories, and other characteristics of farms.

**Coverage Evaluation** (AC87-S-2) provides national and regional level estimates on the completeness of the census, in terms of both the number of farms missed and selected characteristics of those farms.

**Ranking of States and Counties** (AC87-S-3) presents the ranking of the top 20 States and the top 100 counties of importance of selected items from the 1987 census. Comparative data from the 1982 census are included in most tables. Tables also show cumulative totals for States and counties.

**History** (AC87-S-4) is a concise description of the major census operations together with facsimiles of selected data tables. It explains the history of the agriculture census, farm definition, data collection and processing, and dissemination of census data.

**Government Payments and Market Value of Agricultural Products Sold** (AC87-S-5) shows detailed data for farms cross-tabulated by combined market value of agricultural products sold and Government payments received, including detailed national data and selected data for each State.

**ZIP Code Tabulations of Selected Items From the 1987 Census of Agriculture** (AC87-S-6) provides tabulations by five-digit ZIP Code for selected items from the 1987 census. Data items include number of farms, land in farms, farms by size, market value of agricultural products sold by size of sale, livestock inventory, cropland harvested, and selected crops.

### VOLUME 3. RELATED SURVEYS (AC87-RS-1 AND 2)

**The Farm and Ranch Irrigation Survey** (AC87-RS-1) provides statistical data collected from a sample of farm operations from the 1987 Census of Agriculture. The publication offers information on acres irrigated, land use, yields of specified crops, methods of water distribution, quantity of water used by its source, and other irrigation practices.

**Agricultural Economics and Land Ownership Survey** (AC87-RS-2) provides data on indebtedness, expenditures, income and assets for both farm operators and landlords. This report also includes measures of credit used for purchases and expenditures, debt by type of lender, assets, off-farm income, and other land ownership data.

### VOLUME 4. CENSUS OF HORTICULTURAL SPECIALTIES (AC87-HOR-1)

This report includes detailed information on the horticultural establishments with production and sales of \$2,000 or more. It provides data on number of establishments, value of sales of horticultural products, type of horticultural products, and kinds of horticultural businesses, for the United States, States, and counties.

### ELECTRONIC MEDIA

**Flexible Diskette**—The Advance Reports of the 1987 Census of Agriculture are available on flexible diskettes. The files can be used with any compatible microcomputer employing the PC-DOS 2.0 or higher operating system. Diskettes can be obtained by calling (301) 763-4100.

**Computer Tapes**—Public-use computer tapes contain the same summary statistics that are found in the published reports. Two files are available for each State: data for counties and the aggregated State-level data. Order forms may be obtained from the Data User Services Division, Customer Services, Bureau of the Census, Washington, DC 20233 (or call (301) 763-4100).

**Compact Disc-Read Only Memory (CD-ROM)**—Data for the conterminous United States and Puerto Rico are available on CD-ROM. The CD-ROM can be obtained from the Data User Services Division, Customer Services, Bureau of the Census, Washington, DC 20233 (or call (301) 763-4100).

**Online Access**—National and State level data from the 1987 Census of Agriculture are available on GENDATA through two information vendors—CompuServe and DIALOG. In addition, the advance reports, highlights of the Subject Series, and Related Surveys reports, are available online from AGRIDATA. For information on these services call (301) 763-4100.

