


1997 Census of Agriculture County Profile

United States Department of Agriculture
Alabama Agricultural Statistics Service



BUTLER ALABAMA

Land in farms

Increased slightly from 96,427 acres in 1992 to 97,298 acres in 1997.

Average size of farms

Increased 4 percent from 212 acres in 1992 to 221 acres in 1997.

Full time farms

Decreased 16 percent from 193 farms in 1992 to 163 farms in 1997.

Market value of agricultural products sold

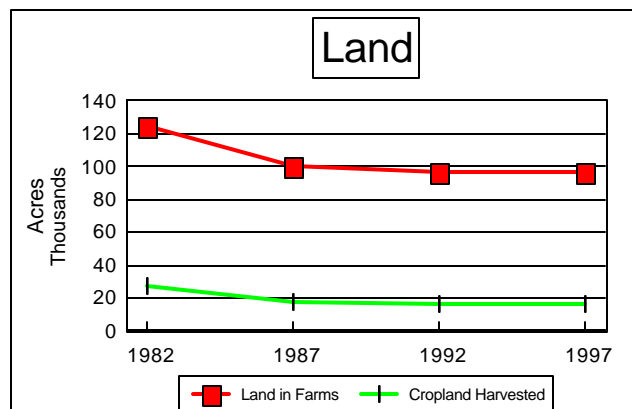
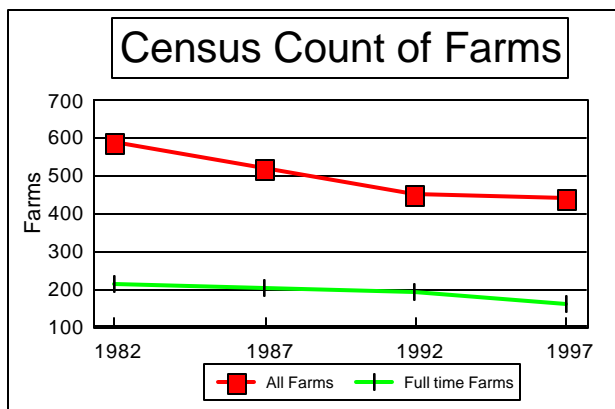
Increased 36 percent to \$30,773,000 in 1997.

Crop sales accounted for 11 percent of the market value.

Livestock sales accounted for 89 percent of the market value.

Market value of agricultural products sold, average per farm

Increased 41 percent from \$49,558 in 1992 to \$69,940 in 1997.



1997 Census of Agriculture County Profile

United States Department of Agriculture, Alabama Agricultural Statistics Service

BUTLER ALABAMA

Ranked Items Within State and U.S., 1997

| Item | Quantity | State | | U.S. | |
|---|-----------|-------|-----------|-------|-----------|
| | | Rank | Universe* | Rank | Universe* |
| MARKET VALUE OF AGRICULTURAL PRODUCTS SOLD (\$1,000) | | | | | |
| Total value of agricultural products sold | 30,773 | 33 | 67 | 1,696 | 3,076 |
| Value of livestock and poultry | 27,483 | 25 | 67 | 953 | 3,069 |
| Value of crops including nursery | 3,290 | 42 | 67 | 2,324 | 3,070 |
| TOP FIVE ALL COMMODITIES - VALUE OF SALES (\$1,000) | | | | | |
| Poultry & poultry products | 24,094 | 23 | 66 | 243 | 2,901 |
| Cattle and calves | 2,813 | 46 | 67 | 1,903 | 3,063 |
| Other crops: potatoes, peanuts, etc | 821 | 15 | 51 | 506 | 2,237 |
| Tobacco | 806 | 1 | 4 | 320 | 580 |
| Hogs and pigs | 465 | 19 | 67 | 1,252 | 2,976 |
| TOP FIVE COMMODITIES - LIVESTOCK SOLD (number) | | | | | |
| Broilers and other meat-type chickens sold | 9,718,272 | 25 | 51 | 194 | 1,882 |
| Layers, pullets, and pullet chicks sold | (D) | 35 | 52 | 599 | 2,203 |
| Ducks, geese, and other poultry sold | (D) | 11 | 52 | 167 | 2,200 |
| Cattle and calves sold | 8,365 | 42 | 67 | 1,759 | 3,063 |
| Hogs and pigs sold | 4,812 | 17 | 67 | 1,238 | 2,976 |
| TOP FIVE COMMODITIES - LIVESTOCK INVENTORY (number) | | | | | |
| Broiler inventory | 1,738,910 | 23 | 62 | 175 | 2,620 |
| Ducks, geese, and other poultry inventory | (D) | 5 | 64 | 81 | 2,884 |
| Cattle and calves inventory | 17,157 | 43 | 67 | 1,689 | 3,064 |
| Pullets less than 13 weeks inventory | (D) | 23 | 46 | 323 | 1,790 |
| Pullets 13 to less than 20 weeks inventory | (D) | 23 | 55 | 363 | 2,549 |
| TOP FIVE COMMODITIES - CROP AREA | | | | | |
| Hay crops-acres | 9,806 | 36 | 67 | 1,741 | 3,061 |
| Corn for grain-acres | 2,642 | 31 | 67 | 1,554 | 2,691 |
| Peanuts-acres | 1,351 | 11 | 35 | 138 | 466 |
| Cotton-acres | (D) | 38 | 57 | 462 | 713 |
| Soybeans for beans-acres | 1,034 | 39 | 58 | 1,576 | 2,144 |

Some counties do not have five commodities in a group.

Other County Summary Highlights

| Item | 1997 | 1992 | Percent Change |
|--|--------|--------|----------------|
| Farms by value of sales: | | | |
| Less than \$10,000 | 313 | 310 | 1 |
| \$10,000 or more | 127 | 145 | -12 |
| Total farm production expenses\$1,000.. | 24,026 | 19,040 | 26 |
| Average per farmdollars.. | 54,604 | 41,846 | 30 |
| Net cash return from agricultural sales | | | |
| for the farm unit\$1,000.. | 5,825 | 2,665 | 119 |
| Average per farmdollars.. | 13,238 | 5,856 | 126 |
| Farms by type of organization: | | | |
| Individual or family | 412 | 421 | -2 |
| Partnership or corporation | 27 | 32 | -16 |
| Other | 1 | 2 | -50 |
| OPERATOR CHARACTERISTICS | | | |
| Operators by principal occupation: | | | |
| Farming | 163 | 193 | -16 |
| Other | 277 | 262 | 6 |
| Operators by sex: | | | |
| Male | 415 | 422 | -2 |
| Female | 25 | 33 | -24 |
| Operators by race: | | | |
| White | 412 | 432 | -5 |
| Black and other races | 28 | 23 | 22 |
| Average age of operator | 57.1 | 56.6 | 1 |

(D) Cannot be disclosed. See "Census of Agriculture Volume 1 Geographic Area Series" for complete footnotes.

* Universe is number of counties in state or U.S. with item.