


1997 Census of Agriculture County Profile

United States Department of Agriculture
Arkansas Agricultural Statistics Service



HEMPSTEAD ARKANSAS

Land in farms

Increased 12 percent from 168,848 acres in 1992 to 189,435 acres in 1997.

Average size of farms

Increased 7 percent from 235 acres in 1992 to 252 acres in 1997.

Full time farms

Increased 2 percent from 383 farms in 1992 to 392 farms in 1997.

Market value of agricultural products sold

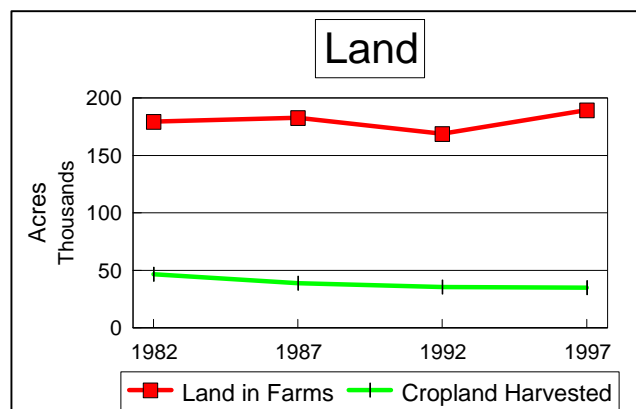
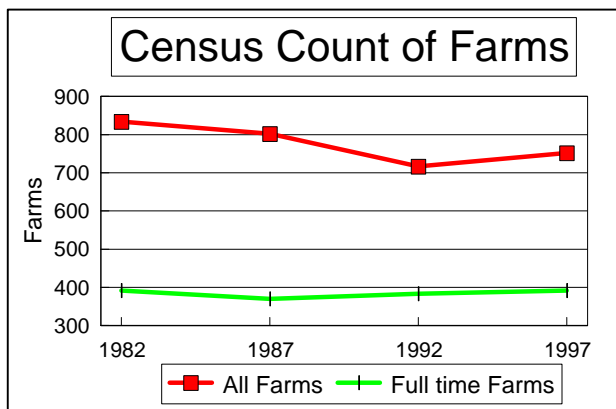
Increased 21 percent to \$142,070,000 in 1997.

Crop sales accounted for 1 percent of the market value.

Livestock sales accounted for 99 percent of the market value.

Market value of agricultural products sold, average per farm

Increased 16 percent from \$163,158 in 1992 to \$188,922 in 1997.



1997 Census of Agriculture County Profile

United States Department of Agriculture, Arkansas Agricultural Statistics Service

HEMPSTEAD ARKANSAS

Ranked Items Within State and U.S., 1997

| Item | Quantity | State | | U.S. | |
|---|------------|-------|-----------|-------|-----------|
| | | Rank | Universe* | Rank | Universe* |
| MARKET VALUE OF AGRICULTURAL PRODUCTS SOLD (\$1,000) | | | | | |
| Total value of agricultural products sold | 142,070 | 6 | 75 | 271 | 3,076 |
| Value of livestock and poultry | 140,448 | 4 | 75 | 101 | 3,069 |
| Value of crops including nursery | 1,622 | 47 | 75 | 2,585 | 3,070 |
| TOP FIVE ALL COMMODITIES - VALUE OF SALES (\$1,000) | | | | | |
| Poultry & poultry products | 118,978 | 4 | 67 | 33 | 2,901 |
| Cattle and calves | 10,557 | 8 | 75 | 851 | 3,063 |
| Hogs and pigs | 10,085 | 10 | 73 | 331 | 2,976 |
| Dairy products | 649 | 25 | 59 | 1,614 | 2,563 |
| Hay, silage, field seeds, grass seeds | 593 | 10 | 75 | 1,448 | 3,043 |
| TOP FIVE COMMODITIES - LIVESTOCK SOLD (number) | | | | | |
| Broilers and other meat-type chickens sold | 49,315,878 | 3 | 58 | 27 | 1,882 |
| Layers, pullets, and pullet chicks sold | 1,281,883 | 5 | 60 | 63 | 2,203 |
| Hogs and pigs sold | 107,368 | 11 | 73 | 312 | 2,976 |
| Turkeys sold (D) | | 15 | 27 | 333 | 1,353 |
| Cattle and calves sold | 28,119 | 7 | 75 | 684 | 3,063 |
| TOP FIVE COMMODITIES - LIVESTOCK INVENTORY (number) | | | | | |
| Broiler inventory | 9,162,825 | 3 | 64 | 21 | 2,620 |
| Layers 20 weeks and older inventory | 749,803 | 4 | 71 | 107 | 3,002 |
| Pullets 13 to less than 20 weeks inventory | 689,194 | 1 | 57 | 9 | 2,549 |
| Pullets less than 13 weeks inventory | 393,716 | 3 | 47 | 30 | 1,790 |
| Cattle and calves inventory | 52,673 | 7 | 75 | 559 | 3,064 |
| TOP FIVE COMMODITIES - CROP AREA | | | | | |
| Hay crops-acres | 30,675 | 12 | 75 | 659 | 3,061 |
| Soybeans for beans-acres | 3,492 | 41 | 55 | 1,278 | 2,144 |
| Corn for grain-acres | 465 | 36 | 56 | 2,076 | 2,691 |
| Land in orchards-acres | 410 | 10 | 72 | 520 | 2,693 |
| Land used for vegetables-acres | 56 | 33 | 71 | 1,503 | 2,741 |

Some counties do not have five commodities in a group.

Other County Summary Highlights

| Item | 1997 | 1992 | Percent Change |
|--|---------|---------|----------------|
| Farms by value of sales: | | | |
| Less than \$10,000 | 374 | 348 | 7 |
| \$10,000 or more | 378 | 369 | 2 |
| Total farm production expenses\$1,000.. | 119,885 | 96,797 | 24 |
| Average per farmdollars.. | 159,422 | 134,815 | 18 |
| Net cash return from agricultural sales | | | |
| for the farm unit\$1,000.. | 16,435 | 19,062 | -14 |
| Average per farmdollars.. | 21,855 | 26,548 | -18 |
| Farms by type of organization: | | | |
| Individual or family | 654 | 611 | 7 |
| Partnership or corporation | 95 | 101 | -6 |
| Other | 3 | 5 | -40 |
| OPERATOR CHARACTERISTICS | | | |
| Operators by principal occupation: | | | |
| Farming | 392 | 383 | 2 |
| Other | 360 | 334 | 8 |
| Operators by sex: | | | |
| Male | 678 | 661 | 3 |
| Female | 74 | 56 | 32 |
| Operators by race: | | | |
| White | 721 | 682 | 6 |
| Black and other races | 31 | 35 | -11 |
| Average age of operator | 54.5 | 54.3 | 0 |

(D) Cannot be disclosed. See "Census of Agriculture Volume 1 Geographic Area Series" for complete footnotes.

* Universe is number of counties in state or U.S. with item.