


1997 Census of Agriculture County Profile

United States Department of Agriculture
California Agricultural Statistics Service



MONTEREY CALIFORNIA

Land in farms

Increased 12 percent from 1,372,778 acres in 1992 to 1,544,064 acres in 1997.

Average size of farms

Increased 16 percent from 1,103 acres in 1992 to 1,277 acres in 1997.

Full time farms

Decreased 7 percent from 858 farms in 1992 to 802 farms in 1997.

Market value of agricultural products sold

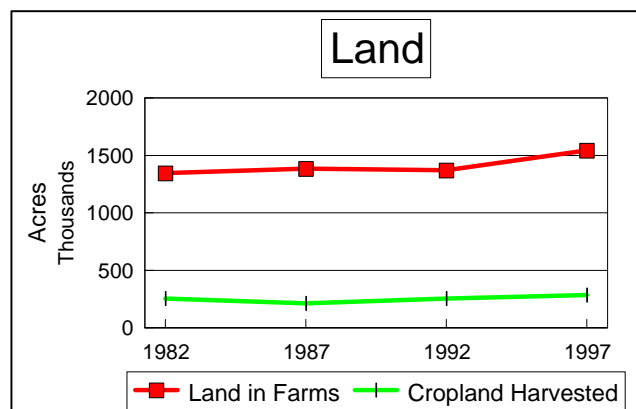
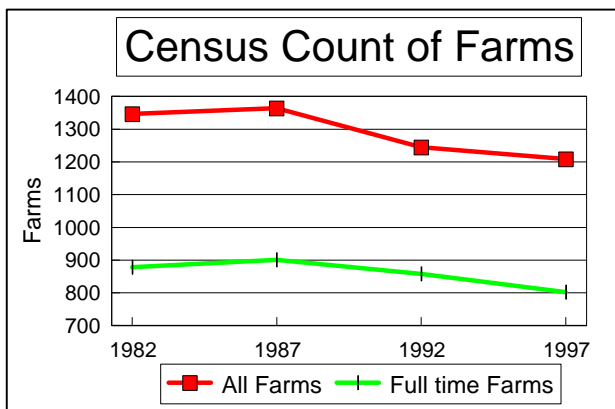
Increased 45 percent to \$1,749,747,000 in 1997.

Crop sales accounted for 98 percent of the market value.

Livestock sales accounted for 2 percent of the market value.

Market value of agricultural products sold, average per farm

Increased 50 percent from \$966,036 in 1992 to \$1,447,268 in 1997.



1997 Census of Agriculture County Profile

United States Department of Agriculture, California Agricultural Statistics Service

MONTEREY CALIFORNIA

Ranked Items Within State and U.S., 1997

| Item | Quantity | State | | U.S. | |
|---|-----------|-------|-----------|-------|-----------|
| | | Rank | Universe* | Rank | Universe* |
| MARKET VALUE OF AGRICULTURAL PRODUCTS SOLD (\$1,000) | | | | | |
| Total value of agricultural products sold | 1,749,747 | 4 | 58 | 4 | 3,076 |
| Value of crops including nursery | 1,713,979 | 3 | 58 | 3 | 3,070 |
| Value of livestock and poultry | 35,768 | 20 | 57 | 750 | 3,069 |
| TOP FIVE ALL COMMODITIES - VALUE OF SALES (\$1,000) | | | | | |
| Vegetables, sweet corn, and melons | 1,057,666 | 1 | 56 | 1 | 2,739 |
| Fruits, nuts, berries | 448,332 | 5 | 55 | 5 | 2,547 |
| Nursery and greenhouse crops | 194,206 | 2 | 58 | 4 | 2,790 |
| Cattle and calves | 25,801 | 10 | 57 | 297 | 3,063 |
| Dairy products | 7,899 | 20 | 47 | 456 | 2,563 |
| TOP FIVE COMMODITIES - LIVESTOCK SOLD (number) | | | | | |
| Ducks, geese, and other poultry sold | (D) | 5 | 51 | 22 | 2,200 |
| Cattle and calves sold | 58,335 | 11 | 57 | 226 | 3,063 |
| Sheep and lambs sold | 1,373 | 33 | 56 | 641 | 2,765 |
| All goats sold | 1,140 | 1 | 52 | 77 | 2,686 |
| Broilers and other meat-type chickens sold | 825 | 28 | 43 | 974 | 1,882 |
| TOP FIVE COMMODITIES - LIVESTOCK INVENTORY (number) | | | | | |
| Cattle and calves inventory | 113,409 | 11 | 57 | 99 | 3,064 |
| Ducks, geese, and other poultry inventory | (D) | 14 | 54 | 158 | 2,884 |
| Layers 20 weeks and older inventory | 3,875 | 21 | 56 | 866 | 3,002 |
| Sheep and lamb inventory | 1,717 | 34 | 56 | 620 | 2,864 |
| Horse and pony inventory | 1,576 | 24 | 57 | 336 | 3,066 |
| TOP FIVE COMMODITIES - CROP AREA | | | | | |
| Land used for vegetables-acres | 189,981 | 1 | 56 | 1 | 2,741 |
| Land in orchards-acres | 47,063 | 16 | 56 | 25 | 2,693 |
| Barley-acres | 15,593 | 2 | 36 | 94 | 1,411 |
| Hay crops-acres | 12,641 | 24 | 57 | 1,451 | 3,061 |
| Total herbs-acres | (D) | 2 | 46 | 3 | 649 |

Some counties do not have five commodities in a group.

Other County Summary Highlights

| Item | 1997 | 1992 | Percent Change |
|--|-----------|---------|----------------|
| Farms by value of sales: | | | |
| Less than \$10,000 | 364 | 418 | -13 |
| \$10,000 or more | 845 | 827 | 2 |
| Total farm production expenses\$1,000.. | 1,133,263 | 924,080 | 23 |
| Average per farmdollars.. | 938,131 | 742,233 | 26 |
| Net cash return from agricultural sales | | | |
| for the farm unit\$1,000.. | 616,139 | 272,991 | 126 |
| Average per farmdollars.. | 510,049 | 219,270 | 133 |
| Farms by type of organization: | | | |
| Individual or family | 734 | 786 | -7 |
| Partnership or corporation | 459 | 451 | 2 |
| Other | 16 | 8 | 100 |
| OPERATOR CHARACTERISTICS | | | |
| Operators by principal occupation: | | | |
| Farming | 802 | 858 | -7 |
| Other | 407 | 387 | 5 |
| Operators by sex: | | | |
| Male | 1,084 | 1,108 | -2 |
| Female | 125 | 137 | -9 |
| Operators by race: | | | |
| White | 986 | 1,008 | -2 |
| Black and other races | 223 | 237 | -6 |
| Average age of operator | 54.4 | 53.3 | 2 |

(D) Cannot be disclosed. See "Census of Agriculture Volume 1 Geographic Area Series" for complete footnotes.

* Universe is number of counties in state or U.S. with item.