

1997 Census of Agriculture County Profile

United States Department of Agriculture
Missouri Agricultural Statistics Service



BARTON MISSOURI

Land in farms

Increased 8 percent from 311,161 acres in 1992 to 335,182 acres in 1997.

Average size of farms

Increased 4 percent from 360 acres in 1992 to 374 acres in 1997.

Full time farms

Decreased 6 percent from 509 farms in 1992 to 478 farms in 1997.

Market value of agricultural products sold

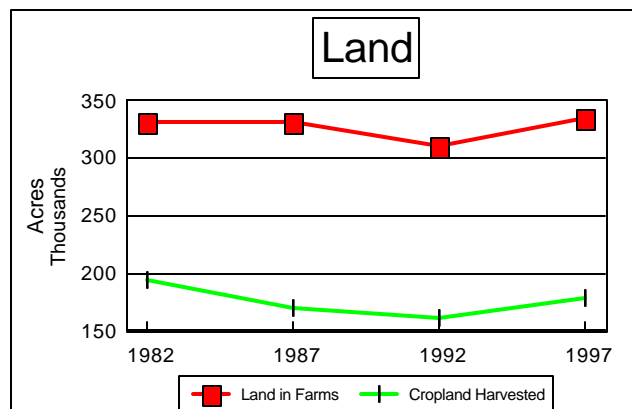
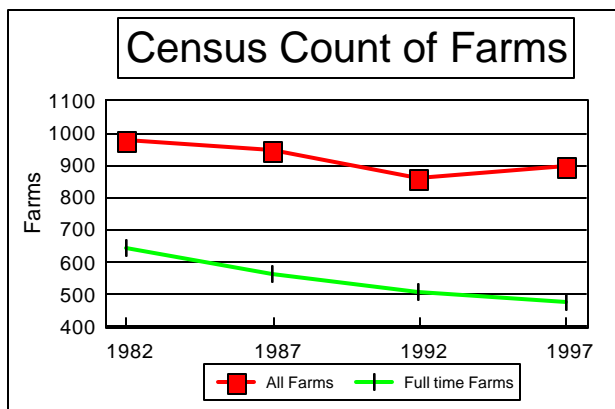
Increased 66 percent to \$64,242,000 in 1997.

Crop sales accounted for 52 percent of the market value.

Livestock sales accounted for 48 percent of the market value.


Market value of agricultural products sold, average per farm

Increased 60 percent from \$44,713 in 1992 to \$71,699 in 1997.



1997 Census of Agriculture County Profile

United States Department of Agriculture
Missouri Agricultural Statistics Service



TANEY MISSOURI

Land in farms

Decreased 1 percent from 160,576 acres in 1992 to 158,421 acres in 1997.

Average size of farms

Increased 6 percent from 326 acres in 1992 to 345 acres in 1997.

Full time farms

Decreased 16 percent from 219 farms in 1992 to 185 farms in 1997.

Market value of agricultural products sold

Increased 33 percent to \$9,937,000 in 1997.

Crop sales accounted for 5 percent of the market value.

Livestock sales accounted for 95 percent of the market value.

Market value of agricultural products sold, average per farm

Increased 43 percent from \$15,157 in 1992 to \$21,650 in 1997.

