


1997 Census of Agriculture County Profile

United States Department of Agriculture
Nebraska Agricultural Statistics Service



DIXON NEBRASKA

Land in farms

Decreased slightly from 242,898 acres in 1992 to 242,611 acres in 1997.

Average size of farms

Increased 4 percent from 399 acres in 1992 to 416 acres in 1997.

Full time farms

Decreased 8 percent from 427 farms in 1992 to 392 farms in 1997.

Market value of agricultural products sold

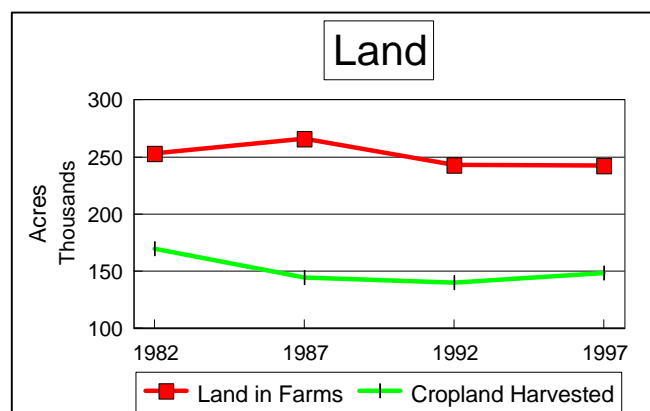
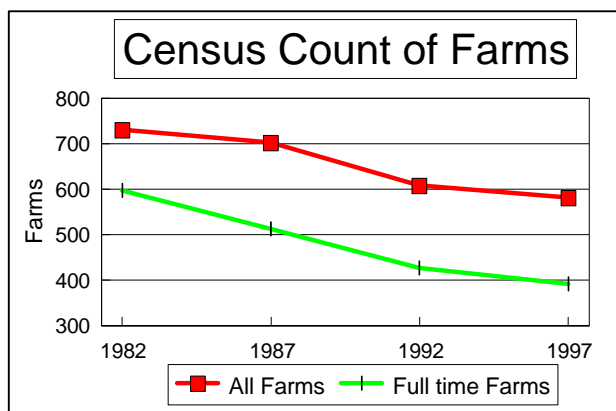
Decreased 4 percent to \$117,176,000 in 1997.

Crop sales accounted for 24 percent of the market value.

Livestock sales accounted for 76 percent of the market value.

Market value of agricultural products sold, average per farm

Increased slightly from \$200,648 in 1992 to \$200,988 in 1997.



1997 Census of Agriculture County Profile

United States Department of Agriculture, Nebraska Agricultural Statistics Service

DIXON NEBRASKA

Ranked Items Within State and U.S., 1997

| Item | Quantity | State | | U.S. | |
|---|----------|-------|-----------|-------|-----------|
| | | Rank | Universe* | Rank | Universe* |
| MARKET VALUE OF AGRICULTURAL PRODUCTS SOLD (\$1,000) | | | | | |
| Total value of agricultural products sold | 117,176 | 30 | 93 | 392 | 3,076 |
| Value of livestock and poultry | 88,998 | 21 | 93 | 227 | 3,069 |
| Value of crops including nursery | 28,179 | 57 | 93 | 989 | 3,070 |
| TOP FIVE ALL COMMODITIES - VALUE OF SALES (\$1,000) | | | | | |
| Poultry & poultry products | (D) | 1 | 87 | 118 | 2,901 |
| Cattle and calves | 27,388 | 56 | 93 | 268 | 3,063 |
| Corn for grain | 15,301 | 59 | 92 | 435 | 2,582 |
| Soybeans | 11,804 | 31 | 81 | 497 | 2,136 |
| Hogs and pigs | 10,323 | 28 | 91 | 322 | 2,976 |
| TOP FIVE COMMODITIES - LIVESTOCK SOLD (number) | | | | | |
| Layers, pullets, and pullet chicks sold | (D) | 1 | 46 | 30 | 2,203 |
| Hogs and pigs sold | 109,436 | 27 | 91 | 310 | 2,976 |
| Cattle and calves sold | 40,681 | 56 | 93 | 406 | 3,063 |
| Broilers and other meat-type chickens sold | 1,775 | 16 | 63 | 842 | 1,882 |
| Sheep and lambs sold | 1,302 | 23 | 89 | 679 | 2,765 |
| TOP FIVE COMMODITIES - LIVESTOCK INVENTORY (number) | | | | | |
| Layers 20 weeks and older inventory | (D) | 1 | 93 | 6 | 3,002 |
| Pullets less than 13 weeks inventory | (D) | 1 | 31 | 6 | 1,790 |
| Pullets 13 to less than 20 weeks inventory | (D) | 1 | 74 | 53 | 2,549 |
| Hogs and pigs inventory | 54,280 | 25 | 91 | 296 | 3,005 |
| Cattle and calves inventory | 43,296 | 60 | 93 | 739 | 3,064 |
| TOP FIVE COMMODITIES - CROP AREA | | | | | |
| Corn for grain-acres | 75,200 | 50 | 93 | 328 | 2,691 |
| Soybeans for beans-acres | 58,427 | 26 | 81 | 452 | 2,144 |
| Hay crops-acres | 12,322 | 66 | 93 | 1,482 | 3,061 |
| Oats-acres | 3,901 | 5 | 89 | 165 | 2,332 |
| Corn for silage-acres | 1,566 | 49 | 92 | 815 | 2,473 |

Some counties do not have five commodities in a group.

Other County Summary Highlights

| Item | 1997 | 1992 | Percent Change |
|--|---------|---------|----------------|
| Farms by value of sales: | | | |
| Less than \$10,000 | 151 | 133 | 14 |
| \$10,000 or more | 432 | 476 | -9 |
| Total farm production expenses\$1,000.. | 96,773 | 100,378 | -4 |
| Average per farmdollars.. | 165,992 | 164,824 | 1 |
| Net cash return from agricultural sales | | | |
| for the farm unit\$1,000.. | 17,684 | 20,420 | -13 |
| Average per farmdollars.. | 30,333 | 33,530 | -10 |
| Farms by type of organization: | | | |
| Individual or family | 489 | 536 | -9 |
| Partnership or corporation | 85 | 67 | 27 |
| Other | 9 | 6 | 50 |
| OPERATOR CHARACTERISTICS | | | |
| Operators by principal occupation: | | | |
| Farming | 392 | 427 | -8 |
| Other | 191 | 182 | 5 |
| Operators by sex: | | | |
| Male | 558 | 593 | -6 |
| Female | 25 | 16 | 56 |
| Operators by race: | | | |
| White | 582 | 607 | -4 |
| Black and other races | 1 | 2 | -50 |
| Average age of operator | 52.1 | 51.0 | 2 |

(D) Cannot be disclosed. See "Census of Agriculture Volume 1 Geographic Area Series" for complete footnotes.

* Universe is number of counties in state or U.S. with item.