

Appendix D. **Report Forms and Information Sheets**

The report forms and information sheets are shown on the following pages.

FORM **97-A0208**
 (11-6-96)
 U.S. DEPARTMENT OF AGRICULTURE
 NATIONAL AGRICULTURAL STATISTICS SERVICE



AG CENSUS USA

**UNITED STATES
 CENSUS OF
 AGRICULTURE**

Conducted in cooperation with:
 U.S. DEPARTMENT OF COMMERCE
 BUREAU OF THE CENSUS

NOTICE – Response to this inquiry is required by law (Title 7, U.S. Code). By the same law, YOUR REPORT IS CONFIDENTIAL and it will only be used for statistical purposes. Your report CANNOT be used for purposes of taxation, investigation, or regulation. The law also provides that copies retained in your files are immune from legal process.

97-A0208

CENSUS USE ONLY	
035	036
037	038

Please return your completed report to:
CENSUS OF AGRICULTURE
 1201 East 10th Street
 Jeffersonville, IN 47131-1700

- **Use reasonable estimates** – If records are not available.
- **Time extension** – Send request to the above address.
- **Correspondence** – Include 12-character Census File Number (CFN) found on address label.

Please correct errors in name, address, and ZIP Code. ENTER street and number if not shown.

• Duplicate forms – If you received extra report forms for the same farming or ranching operation, enter the CFN(s) printed in the label of those extra forms in the boxes provided and return them with your completed report.	A																				
	A																				

SECTION 1 ACREAGE IN 1997 – Report land owned, rented, or used by you, your spouse, or by the partnership, corporation, or organization for which you are reporting. *Include ALL LAND, REGARDLESS OF LOCATION OR USE – cropland, pastureland, rangeland, woodland, idle land, house lots, etc.*

If the acres you operated in 1997 changed during the year, refer to the INFORMATION SHEET, section 1.

1. All land owned _____ None

Number of acres
043

2. All land rented or leased FROM OTHERS, including land worked by you on shares, used rent free, in exchange for services, payment of taxes, etc. *Include leased Federal, State, and railroad land. (DO NOT include land used on a per-head or animal unit month (AUM) basis under a grazing permit.)* _____

Number of acres
044

3. All land rented or leased TO OTHERS, including land worked on shares by others and land subleased _____

Number of acres
045

4. Acres in "THIS PLACE" for this census report – ADD item 1 and item 2, then SUBTRACT item 3. _____

Number of acres
046

If the entry is zero, please refer to the INFORMATION SHEET, section 1.

5. How many landlords did you have? _____ None

Number of landlords
065

6. How many of the acres rented or leased TO OTHERS did you own? _____

Number of acres
053

7. Mark (X) all grazing permits used on a per-head or AUM basis. _____ 054 None
 1 Forest Service 2 Taylor Grazing, Sec. 3 (BLM) 3 Indian Land 4 Other – Specify

8. LOCATION OF AGRICULTURAL ACTIVITY FOR "THIS PLACE"

a. In what county was the largest value of your agricultural products raised or produced? _____ Principal county

County name	State	Number of acres
		056
		057
		058
		059

b. If you also had agricultural operations in any other county(ies), enter the county name(s), etc. _____ Other counties

County name	State	Number of acres
		056
		057
		058
		059

PENALTY FOR FAILURE TO REPORT

CONTINUE ON PAGE 2 ➔

SECTION 2 Were any of the following CROPS harvested from "THIS PLACE" in 1997?

(DO NOT include crops grown on land rented TO OTHERS.)

S2

	None	Acres harvested	Quantity harvested	Acres irrigated
1. Corn (field) for grain or seed (Report quantity on a dry shelled-weight basis.)	<input type="checkbox"/>	067	068 Bu.	069
2. Corn (field) for silage or green chop	<input type="checkbox"/>	070	071 Tons, green	072
3. Soybeans for beans	<input type="checkbox"/>	088	089 Bu.	090
4. Dry edible beans - pinto, navy, etc.	<input type="checkbox"/>	554	555 Cwt.	556
5. Winter wheat for grain	<input type="checkbox"/>	572	573 Bu.	574
6. Durum wheat for grain	<input type="checkbox"/>	578	579 Bu.	580
7. Spring wheat, other than durum, for grain	<input type="checkbox"/>	728	729 Bu.	730
8. Oats for grain	<input type="checkbox"/>	076	077 Bu.	078
9. Barley for grain	<input type="checkbox"/>	079	080 Bu.	081
10. Sorghum for grain or seed, including milo	<input type="checkbox"/>	082	083 Bu.	084
11. Sorghum for silage or green chop (DO NOT include sorghum-sudan crosses.)	<input type="checkbox"/>	085	086 Tons, green	087
12. Flaxseed	<input type="checkbox"/>	605	606 Bu.	607
13. Sunflower seed	<input type="checkbox"/>	734	735 Lbs.	736
14. Sugar beets for sugar	<input type="checkbox"/>	719	720 Tons	721
15. Potatoes (DO NOT include sweetpotatoes.)	<input type="checkbox"/>	097 /10	098 Cwt.	099 /10

SECTION 3 Was any DRY HAY, GRASS SILAGE, HAYLAGE, or GREEN CHOP cut or harvested from "THIS PLACE" in 1997? Include sorghum-sudan crosses and hay cut from pastures.

S3 1 YES - Complete this section 2 NO - Go to section 4

When both dry hay (items 1-4) and grass silage, etc. (item 5) were cut or harvested from the same acres, report acres for each type. If two or more cuttings were made from the same acres, report acres for that item only once, but report quantity harvested from all cuttings.

	None	Acres harvested	Quantity harvested	Acres irrigated
1. Alfalfa and alfalfa mixtures for dry hay	<input type="checkbox"/>	103	104 Tons, dry	105
2. Small grain dry hay - oats, wheat, barley, rye, etc.	<input type="checkbox"/>	106	107 Tons, dry	108
3. Other tame dry hay - clover, timothy, Sudangrass, millet, bromegrass, crested wheatgrass, etc.	<input type="checkbox"/>	109	110 Tons, dry	111
4. Wild dry hay	<input type="checkbox"/>	112	113 Tons, dry	114
5. Grass silage, haylage, and green chop	<input type="checkbox"/>	115	116 Tons, green	117

SECTION 4 Were any NURSERY and GREENHOUSE CROPS, including MUSHROOMS, SOD, or CHRISTMAS TREES, GROWN FOR SALE on "THIS PLACE" in 1997? Include bulbs, flowers, flower seeds, vegetable seeds and plants, or vegetables under glass or other protection.

S4 1 YES - Complete this section 2 NO - Go to section 5

Area irrigated		
Square feet	Acres	Tenths
477	478	/10

1. Nursery and greenhouse crops irrigated in 1997
2. From the list below, enter the crop name and code for each crop grown.
Report herbs, fresh cut, grown under glass or other protection as greenhouse produced vegetables.

Crop name	Code	Square feet under glass or other protection in 1997	Acres in the open in 1997		Sales in 1997	
			Whole acres	Tenths	Dollars	Cents
			1	/10	2	00
			1	/10	2	00
			1	/10	2	00

If more space is needed, use a separate sheet of paper.

Crop name	Code	Crop name	Code	Crop name	Code
Bedding/Garden plants - annuals, herbaceous perennials, and vegetable plants	479	Foliage plants	707	Potted flowering plants	710
Bulbs, corms, rhizomes, and tubers - dry	482	Greenhouse produced vegetables	503	Sod harvested	497
Cut Christmas trees harvested	491	Mushrooms - report growing area	494	Vegetable and flower seeds	500
Cut flowers and cut florist greens	485	Nursery crops - ornamentals, shrubs, fruit and nut trees, and vines	488	Other nursery and greenhouse - Specify	506

SECTION 5

Were any VEGETABLES, SWEET CORN, MELONS, etc., harvested FOR SALE from "THIS PLACE" in 1997? (DO NOT include those grown for home use.)

S5 1 YES - **Complete this section** 2 NO - *Go to section 6*

Acres		Acres irrigated	
Whole acres	Tenths	Whole acres	Tenths
375	/10	376	/10

1. Land from which vegetables were harvested in 1997 →

Crop name	Code	Acres harvested		Acres irrigated	
		Whole acres	Tenths	Whole acres	Tenths
Sweet corn	461		/10	462	/10
Peas, green	441		/10	442	/10
			/10	1	/10
			/10	1	/10
			/10	1	/10
			/10	1	/10

2. For those crops not listed, enter the crop name and code from the list below for each crop harvested in 1997. →

If more than one vegetable crop was harvested from the same acres, report acres for each crop. Report crops grown under protection in section 4.

If more space is needed, use a separate sheet of paper.

Crop name	Code	Crop name	Code	Crop name	Code	Crop name	Code
Asparagus	379	Carrots	397	Herbs, fresh cut	455	Peppers, sweet	443
Beans, snap (bush and pole)	381	Cauliflower	399	Lima beans, green	429	Peppers, hot	445
Beets	383	Cucumbers and pickles	411	Onions, dry	433	Pumpkins	449
Cabbage, head	391	Eggplant	415	Onions, green	435	Radishes	451
Cantaloups and muskmelons	395					Squash	459
						Tomatoes	463
						Watermelons	473
						Other vegetables - Specify	475

SECTION 6

Were any STRAWBERRIES or OTHER BERRIES harvested FOR SALE from "THIS PLACE" in 1997? (DO NOT include those grown for home use.)

S6 1 YES - **Complete this section**
2 NO - *Go to section 7*

Crop name	Code	Acres harvested		Quantity harvested	Acres irrigated	
		Whole acres	Tenths		Whole acres	Tenths
Raspberries	533		/10	534 Lbs.	535	/10
Strawberries	536		/10	537 Lbs.	538	/10
Other berries - Specify <input checked="" type="checkbox"/>	539		/10	540 Lbs.	541	/10

If more space is needed, use a separate sheet of paper.

SECTION 7

Were any OTHER CROPS harvested from "THIS PLACE" in 1997 - small grains, field seeds, dry peas, maples tapped, or other crops not previously reported? Report FRUIT in section 8. (DO NOT include crops grown on land rented TO OTHERS.)

S7 1 YES - **Complete this section**
2 NO - *Go to section 8*

Crop name	Code	Acres harvested	Quantity harvested	Acres irrigated
Rye for grain	686		687 Bu.	688
Alfalfa seed	542		543 Lbs.	544
Buckwheat	575		576 Lbs.	577
Canarygrass seed	770		771 Lbs.	772
Canary seed	752		753 Lbs.	754
Canola	614		615 Lbs.	616
Mustard seed	650		651 Lbs.	652
Proso millet	665		666 Bu.	667
Safflower	692		693 Lbs.	694
Wild rice	764		765 Lbs.	766
			1	2
			1	2
			1	2

For those crops not listed, enter the crop name and code from the list below. Report quantity harvested in unit specified with crop name. →

If more space is needed, use a separate sheet of paper.

Crop name	Code	Crop name	Code	Crop name	Code	Crop name	Code
Birdsfoot trefoil seed (pounds)	566	Kentucky bluegrass seed (pounds)	629	Rapeseed, industrial (pounds)	668	Timothy seed (pounds)	746
Brome grass seed (pounds)	569	Lentils (pounds)	635	Red clover seed (pounds)	671	Triticale (bushels)	749
Corn cut for dry fodder, hogged or grazed (Report acres only.)	581	Maple trees tapped (number of taps)	799	Sorghum cut for dry forage or hay (tons, dry)	698	Wheatgrass seed (pounds)	758
Emmer and spelt (bushels)	599	Mint for oil (pounds of oil)	644	Sorghum hogged or grazed (Report acres only.)	701	Other crops (pounds) - Specify	752
Ginseng (pounds)	767	Peas, dry edible (hundredweight)	659	Sweetclover seed (pounds)	737		
Herbs, dried (pounds)	620	Popcorn (pounds, shelled)	662				

SECTION 8

Was there a combined total of 20 or more FRUIT or NUT TREES, including GRAPEVINES, on "THIS PLACE" in 1997?

S8 1 YES - **Complete this section** 2 NO - *Go to section 9*

Total acres		Acres irrigated	
Whole acres	Tenths	Whole acres	Tenths
121	/10	122	/10

1. TOTAL ACRES in bearing and nonbearing fruit orchards, vineyards, and nut trees on this place. (DO NOT include abandoned acres.) →

2. For those crops not listed, enter the name and code from the list below for other fruit or nut trees on this place in 1997. Report the requested information for each crop even if not harvested because of low prices, damage from hail, frost, etc.

Crop name	Code	Number of nonbearing age trees or vines	Number of bearing age trees or vines	Acres in trees and vines of all ages		Quantity harvested	Unit of measure Mark (X) one			
				Whole acres	Tenths		Lbs.	Tons	Boxes or bins	Lbs. per box/bin
Apples	123		124	125	/10	126	127 1 <input type="checkbox"/>	2 <input type="checkbox"/>	3 <input type="checkbox"/>	128
Sweet cherries	345		346	347	/10	348	349 1 <input type="checkbox"/>	2 <input type="checkbox"/>	3 <input type="checkbox"/>	350
Tart cherries	587		588	589	/10	590	591 1 <input type="checkbox"/>	2 <input type="checkbox"/>	3 <input type="checkbox"/>	592
			1	2	/10	3	4 1 <input type="checkbox"/>	2 <input type="checkbox"/>	3 <input type="checkbox"/>	5
			1	2	/10	3	4 1 <input type="checkbox"/>	2 <input type="checkbox"/>	3 <input type="checkbox"/>	5
			1	2	/10	3	4 1 <input type="checkbox"/>	2 <input type="checkbox"/>	3 <input type="checkbox"/>	5

If more space is needed, use a separate sheet of paper.

Crop name	Code	Crop name	Code
Grapes	177	Plums and prunes	243
Peaches	225	Other fruit and nuts - Specify :	369
Pears	231		

SECTION 9

GROSS VALUE of CROPS SOLD from "THIS PLACE" in 1997, BEFORE taxes and expenses. Refer to the INFORMATION SHEET, section 9.

S9

Report your best estimate of the value for each of the following groups of crops sold from this place in 1997. Include the value of the landlord's and/or contractor's share, estimating if necessary. Include value of Government CCC loans.

	None	Dollars		Cents
1. Grains, soybeans, and other beans sold in 1997				
a. Corn for grain →	<input type="checkbox"/>	773	\$	00
b. Wheat →	<input type="checkbox"/>	774	\$	00
c. Soybeans →	<input type="checkbox"/>	775	\$	00
d. Sorghum for grain →	<input type="checkbox"/>	776	\$	00
e. Barley →	<input type="checkbox"/>	777	\$	00
f. Oats →	<input type="checkbox"/>	778	\$	00
g. Other - rye, flaxseed, sunflower seed, dry beans, dry peas, mustard seed, buckwheat, safflower, proso millet, canola and other rapeseed, etc. →	<input type="checkbox"/>	779	\$	00
2. Hay, silage, field seeds, and grass seeds →	<input type="checkbox"/>	782	\$	00
3. Vegetables, sweet corn, and melons (DO NOT include potatoes and sweetpotatoes; report them in item 5 below.) →	<input type="checkbox"/>	783	\$	00
4. Fruits, nuts, and berries - apples, cherries, grapes, etc. →	<input type="checkbox"/>	784	\$	00
5. Other crops - potatoes, sugar beets, maple products, etc. (DO NOT include nursery and greenhouse crops.) - Specify ↘	<input type="checkbox"/>	785	\$	00

SECTION 10 Report how the ACRES in this place were USED in 1997.

S10 **Any land used for more than one of the following purposes should be reported only once. Report that land in the first listed item that applies. For example: Land that was both pastured (item 1b) and harvested (item 1a) should be reported only in cropland harvested. (DO NOT include land rented TO OTHERS.)**

		Number of acres
1. Cropland	None	787
a. Cropland harvested – Include all land from which crops were harvested or hay was cut, and all land in orchards, citrus groves, vineyards, and nursery and greenhouse crops. —————→	<input type="checkbox"/>	788
b. Cropland used only for pasture or grazing – Include rotation pasture and grazing land that could have been used for crops without additional improvements. —————→	<input type="checkbox"/>	789
c. Cropland used for cover crops, legumes, and soil-improvement grasses, but NOT harvested and NOT pastured —————→	<input type="checkbox"/>	790
d. Cropland on which all crops failed (Exception: DO NOT report here land in orchards and vineyards on which the crop failed. Such acreage is to be reported in item 1a.) —————→	<input type="checkbox"/>	791
e. Cropland in cultivated summer fallow —————→	<input type="checkbox"/>	793
f. Cropland idle —————→	<input type="checkbox"/>	794
2. Woodland – Include all woodlots and timber tracts and cutover and deforested land with young timber growth.	a. Woodland pastured —————→	795
	b. Woodland not pastured —————→	796
3. Other pastureland and rangeland – Include any pastureland other than cropland and woodland pastured. —————→	<input type="checkbox"/>	797
4. All other land – Land in house lots, ponds, roads, wasteland, etc. – Include any land not reported in items 1 through 3 above. —————→	<input type="checkbox"/>	798
5. TOTAL ACRES – Add the acres reported in items 1 through 4. (Should be the same as section 1, item 4.) —————→		

SECTION 11 Was any LAND IRRIGATED in this place in 1997?

Irrigated land is all land watered by sprinklers, flooding, ditches or furrows, drip or trickle irrigation, etc. Include supplemental, partial, or preplant irrigation.

S11 1 YES – **Complete this section** 2 NO – Go to section 12

		Number of acres irrigated
1. Acres of harvested land irrigated – Include land from which hay was cut and land in bearing and nonbearing fruit and nut crops. —————→	None <input type="checkbox"/>	680
2. Acres of pastureland, rangeland, and other land irrigated —————→	<input type="checkbox"/>	681

SECTION 12 Were any ACRES in this place in the Conservation Reserve Program (CRP) or Wetlands Reserve Program (WRP) in 1997?

S12 1 YES – **Complete this section** 2 NO – Go to section 13

		Number of acres
1. Acres under the Conservation Reserve Program or Wetlands Reserve Program (CRP or WRP) —————→	None <input type="checkbox"/>	683

SECTION 13 Did you or anyone else have any CATTLE or CALVES, including DAIRY CATTLE, on this place in 1997?

S13 1 YES - **Complete this section** 2 NO - *Go to section 14*

• DECEMBER 31, 1997 INVENTORY

1. CATTLE and CALVES of all ages (Total of a, b, c, and d below.) None
- a. BEEF COWS - *Include beef heifers that had calved.* None
- b. MILK COWS kept for production of milk - *Include dry milk cows and milk heifers that had calved.* None
- c. HEIFERS and HEIFER CALVES (*DO NOT include heifers that had calved.*) None
- d. STEERS, STEER CALVES, BULLS, and BULL CALVES None

INVENTORY - Number on this place Dec. 31, 1997	
803	Total
804	Beef cows
805	Milk cows
806	Heifers and heifer calves
807	Steers and bulls of all ages

• CATTLE AND CALVES SOLD FROM THIS PLACE IN 1997 - *Include those fed on this place on a contract or custom basis. Also report as sold cattle moved from this place to a feedlot for further feeding.*

2. CALVES weighing less than 500 pounds None
3. CATTLE, including calves weighing 500 pounds or more None
- a. Of the total cattle sold, how many were FATTENED on this place on GRAIN or CONCENTRATES for 30 days or more and SOLD for SLAUGHTER? None

Number sold in 1997	Gross value of sales	
	Dollars	Cents
808	809	00
810	811	00
812	813	00

• MILK AND DAIRY PRODUCTS SOLD FROM THIS PLACE IN 1997

4. Gross value of MILK and DAIRY PRODUCTS sold from this place in 1997 - *Include cream, butter, etc.* None

DAIRY PRODUCTS	
Gross value of sales	
Dollars	Cents
814	00

SECTION 14 Did you or anyone else have any HOGS or PIGS on this place in 1997? Include those grown for others on a contract basis.

S14 1 YES - **Complete this section** 2 NO - *Go to section 15*

• DECEMBER 31, 1997 INVENTORY

1. HOGS and PIGS of all ages (Total of a and b below.) None
- a. HOGS and PIGS used or to be used for BREEDING None
- b. OTHER HOGS and PIGS None

INVENTORY - Number on this place Dec. 31, 1997	
815	Total
816	Breeding
817	Other

• LITTERS FARROWED

2. LITTERS FARROWED on this place between - None
- a. December 1, 1996 and May 31, 1997 None
- b. June 1, 1997 and November 30, 1997 None

Number of litters
818
819

• HOGS AND PIGS SOLD

3. HOGS and PIGS SOLD from this place in 1997, including feeder pigs None
- a. FEEDER PIGS sold from this place for further feeding None

Number sold in 1997	Gross value of sales	
	Dollars	Cents
820	821	00
822	823	00

SECTION 15 Did you or anyone else have any SHEEP or LAMBS on this place in 1997?

S15 1 YES - **Complete this section** 2 NO - *Go to section 16*

1. SHEEP and LAMBS of all ages None
- a. EWES 1 year old or older None

INVENTORY - Number on this place Dec. 31, 1997	NUMBER SOLD in 1997
824	825
826	

2. SHEEP and LAMBS SHORN None

Number shorn in 1997	Pounds of wool shorn in 1997
827	828

3. Gross value of SHEEP, LAMBS, and WOOL sold from this place in 1997 None

Gross value of sales	
Dollars	Cents
829	00

SECTION 16 Did you or anyone else have any **POULTRY** such as **CHICKENS, TURKEYS, DUCKS, etc.,** on this place in 1997? Include poultry grown for others on a contract basis.

S16 1 YES - Complete this section 2 NO - Go to section 17 None

	INVENTORY Number on this place Dec. 31, 1997	Total number sold in 1997
1. LAYERS 20 weeks old and older → <input type="checkbox"/>	892	893
2. PULLETS for laying flock replacement	894	895
a. PULLETS 13 weeks old to 19 weeks old → <input type="checkbox"/>	896	
b. PULLET CHICKS and PULLETS less than 13 weeks old (DO NOT include commercial broilers.) → <input type="checkbox"/>	898	899
3. BROILERS, fryers, and other meat-type chickens, including capons and roasters → <input type="checkbox"/>	900	901
4. TURKEYS	902	903
a. Turkeys for slaughter (DO NOT include breeders.) → <input type="checkbox"/>		
b. Turkey HENS kept for breeding → <input type="checkbox"/>		
5. OTHER POULTRY raised in captivity - ducks, geese, pigeons or squab, pheasants, quail, etc. (Enter poultry name and code from the list below.)		1
Poultry name _____ Code _____		1
Poultry name _____ Code _____		
Name Code Name Code Name Code		
Ducks 904 Pigeons or squab 908 Quail 912		
Geese 906 Pheasants 910 All other poultry - Specify 914		
6. POULTRY HATCHED on this place in 1997 and placed or sold - chickens, turkeys, ducks, etc. - Specify kind of poultry _____ <input type="checkbox"/>	None	Number
		916
		917
7. Incubator egg capacity on December 31, 1997 → _____ <input type="checkbox"/>		
8. Gross value of poultry and poultry products (eggs, etc.) sold from this place in 1997 → <input type="checkbox"/>	Gross value of sales	
	None	Dollars Cents
		918 \$ 00

SECTION 17 Did you or anyone else have any **HORSES, BEES, FISH, GOATS, OTHER LIVESTOCK, or ANIMAL SPECIALTIES** on this place in 1997?

S17 1 YES - Complete this section 2 NO - Go to section 18 None

	INVENTORY - Number on this place Dec. 31, 1997	Total quantity sold in 1997	Gross value of sales	
			Dollars	Cents
1. Horses and ponies of all ages → <input type="checkbox"/>	830	831 Number	832 \$	00
2. Colonies of bees → <input type="checkbox"/>	839	840 Number 841 Pounds honey	842 \$	00
3. Milk goats → <input type="checkbox"/>	843	844 Number 845 Gallons milk	846 \$	00
4. Angora goats → <input type="checkbox"/>	847	848 Number 849 Pounds mohair	850 \$	00
5. Other goats → <input type="checkbox"/>	851	852 Number	853 \$	00
6. Mules, burros, and donkeys → <input type="checkbox"/>	833	834 Number	835 \$	00
7. Mink and their pelts → <input type="checkbox"/>	836	837 Number	838 \$	00
8. Rabbits and their pelts → <input type="checkbox"/>	854	855 Number	856 \$	00
9. All other livestock and livestock products - Specify <input checked="" type="checkbox"/>	857	858 Number	859 \$	00
10. Fish and other aquaculture products (Enter name and code from the list below.)				
Name _____ Code _____				
Name Code Name Code				
Catfish 860 Other fish - Specify 866				
Trout 863 Crawfish 875				
Hybrid striped bass 872 Other aquaculture products - Specify 869				
		Total quantity sold in 1997	Gross value of sales	
		1 --- OR --- Pounds	Dollars	Cents
		Number	2 \$	00

If additional space is needed, use a separate sheet of paper.

SECTION 18 GOVERNMENT CCC LOANS - Include regular and reserve loans, even if redeemed or forfeited.

S18

		None	Dollars	Cents
1. Amount received in 1997 from Government CCC loans for -			886	
a. Corn	_____ →	<input type="checkbox"/>	\$	00
b. Wheat	_____ →	<input type="checkbox"/>	\$	00
c. Soybeans	_____ →	<input type="checkbox"/>	\$	00
d. Sorghum, barley, and oats	_____ →	<input type="checkbox"/>	\$	00
e. Cotton	_____ →	<input type="checkbox"/>	\$	00
f. Sunflower seed, flaxseed, safflower, canola, other rapeseed, and mustard seed	_____ →	<input type="checkbox"/>	\$	00
g. Peanuts, rice, and tobacco	_____ →	<input type="checkbox"/>	\$	00

SECTION 19 Payments received for participation in FEDERAL FARM PROGRAMS in 1997 (DO NOT include CCC loans.) Refer to the INFORMATION SHEET, section 19.

S19

		None	Dollars	Cents
1. Total amount received for participation in FEDERAL FARM PROGRAMS _____ →		<input type="checkbox"/>	684	00
a. Of the total amount, how much was received for participation in the Conservation Reserve Program and Wetlands Reserve Program (CRP and WRP)? _____ →		<input type="checkbox"/>	685	00

SECTION 20 During 1997 did you grow or raise any crops, livestock, poultry, or their products that were sold DIRECTLY to individual consumers for HUMAN CONSUMPTION - roadside stands, farmers markets, pick your own, door to door, etc.?

S20

1 YES - Complete this section 2 NO - Go to section 21

		None	Dollars	Cents
1. Gross value of these direct sales _____ →		<input type="checkbox"/>	920	00
2. Specify what was sold directly - vegetables, eggs, etc. _____				

SECTION 21 Was any COMMERCIAL FERTILIZER, including ROCK PHOSPHATE and GYPSUM, used on this place in 1997? (DO NOT include lime.)

S21

1 YES - Complete this section 2 NO - Go to section 22

		None	Acres fertilized
1. Acres of cropland fertilized in 1997 (DO NOT include cropland for pastures.) _____ →		<input type="checkbox"/>	932
2. Acres of pastureland and rangeland fertilized in 1997, including cropland pastured _____ →		<input type="checkbox"/>	933

SECTION 22 Were any INSECTICIDES, HERBICIDES, FUNGICIDES, NEMATICIDES, OTHER PESTICIDES, or OTHER CHEMICALS used on this place in 1997? Include items such as sprays, dusts, granules, fumigants, etc.

S22

1 YES - Complete this section 2 NO - Go to section 23

The same acres can be reported in more than one item below; however, DO NOT report acres more than once for an individual item, regardless of the number of applications.

		None	Acres on which used
1. Report acres treated to control -			
a. Insects on crops, including hay _____ →		<input type="checkbox"/>	936
b. Nematodes in crops _____ →		<input type="checkbox"/>	937
c. Diseases in crops and orchards (blights, smuts, rusts, etc.) _____ →		<input type="checkbox"/>	938
d. Weeds, grass, or brush in crops and pasture - Include both pre-emergence and post emergence. _____ →		<input type="checkbox"/>	939
2. Report acres of crops treated to control growth, thin fruit, or defoliate. _____ →		<input type="checkbox"/>	940

SECTION 23		Report PRODUCTION EXPENSES paid by you, your landlords, or contractors for this place in 1997.	
S23		(DO NOT include expenses not related to the farm business or connected with performing customwork for others.)	
		Dollars	Cents
1. Livestock and poultry purchased – cattle, calves, hogs, pigs, sheep, lambs, goats, horses, chicks, poult, started pullets, etc. → <input type="checkbox"/> None		971	
		\$	00
2. Feed purchased for livestock and poultry – grain, hay, silage, mixed feeds, concentrates, etc. → <input type="checkbox"/>		972	
		\$	00
a. Of the total feed purchased, how much was commercially mixed, including supplements and premixes? (DO NOT include soybean meal, cottonseed meal, etc.) → <input type="checkbox"/>		973	
		\$	00
3. Seeds, plants, etc., purchased – Include purchases of seeds for corn, other grains, soybeans, tobacco, cotton, etc., and transplants and trees. → <input type="checkbox"/>		974	
		\$	00
4. Commercial fertilizer purchased – all forms, including rock phosphate and gypsum. Include cost of custom applications. (DO NOT include lime.) → <input type="checkbox"/>		975	
		\$	00
5. Agricultural chemicals purchased – Insecticides, herbicides, fungicides, other pesticides, etc. – Include cost of custom applications. (DO NOT include lime.) → <input type="checkbox"/>		976	
		\$	00
6. Gasoline and other petroleum fuel and oil purchased for the farm business –		977	
a. Gasoline and gasohol → <input type="checkbox"/>		\$	00
b. Diesel fuel → <input type="checkbox"/>		\$	00
c. Natural gas → <input type="checkbox"/>		\$	00
d. LP gas, fuel oil, kerosene, motor oil, grease, etc. → <input type="checkbox"/>		\$	00
7. Electricity for the farm business (DO NOT include household expenses.) → <input type="checkbox"/>		978	
		\$	00
8. Hired farm and ranch labor – Also include employer's cost for social security, workman's compensation, insurance premiums, pension plans, etc. (See the INFORMATION SHEET, section 23.) → <input type="checkbox"/>		979	
		\$	00
9. Contract labor – Include expenditures for labor, such as harvesting of fruit, vegetables, berries, etc., performed on a contract basis by a contractor, crew leader, a cooperative, etc. → <input type="checkbox"/>		980	
		\$	00
10. Repair and maintenance expenses for the upkeep of buildings, motor vehicles, and farm equipment → <input type="checkbox"/>		981	
		\$	00
11. Customwork, machine hire, and rental of machinery and equipment – Include expenditures for use of equipment and for customwork, such as grinding and mixing feed, plowing, combining, corn picking, drying, silo filling, etc. (DO NOT include cost of cotton ginning and application of fertilizer and chemicals.) → <input type="checkbox"/>		982	
		\$	00
12. Interest paid on debts (See the INFORMATION SHEET, section 23.)		983	
a. Secured by real estate → <input type="checkbox"/>		\$	00
b. Not secured by real estate → <input type="checkbox"/>		\$	00
13. Cash rent paid for land and buildings in 1997 (DO NOT include grazing fees.) → <input type="checkbox"/>		984	
		\$	00
14. Property taxes paid in 1997 – Include farm real estate, machinery, livestock, etc. for the farm business. (DO NOT include taxes paid by landlords.) → <input type="checkbox"/>		985	
		\$	00
15. All other production expenses – Include insurance, water, animal health costs, grazing fees, lime, marketing charges, miscellaneous farm supplies, etc. (DO NOT include depreciation, household expenses, and expenses not associated with the farm business.) → <input type="checkbox"/>		986	
		\$	00

SECTION 24 MACHINERY AND EQUIPMENT on this place on December 31, 1997

S24

Estimated market value	
Dollars	Cents
943	
\$	00

1. Estimated market value of ALL machinery, equipment, and implements on this place December 31, 1997. Include all machinery, equipment, and implements used for the farm or ranch business in 1996 or 1997 and usually kept on this place. (For examples of items, see INFORMATION SHEET, section 24.)

2. For the machinery and equipment items listed below, report the number on this place December 31, 1997 and used in 1996 or 1997.

	Total number on this place December 31, 1997	Of the total, the number manufactured in the last 5 years (1993-1997)
None	944	945
a. Motortrucks, including pickups	946	947
b. Wheel tractors less than 40 horsepower (PTO) (DO NOT include garden tractors.)	948	949
c. Wheel tractors 40 to 99 horsepower (PTO)	962	963
d. Wheel tractors 100 horsepower (PTO) or more	950	951
e. Grain and bean combines, all types	956	957
f. Cotton pickers and strippers	958	959
g. Mower conditioners	960	961
h. Pickup balers - Include rectangular and round balers.		

SECTION 25 Report your best ESTIMATE of the CURRENT MARKET VALUE OF LAND and BUILDINGS. Include all land, dwellings, barns, and other buildings for all acres reported in section 1, items 1, 2, and 3, page 1.

S25

Estimated market value of land and buildings	
Dollars	Cents
996	
\$	00
997	
\$	00
998	
\$	00

1. Estimated market value of -

a. All land and buildings owned None

b. All land and buildings rented or leased FROM OTHERS

c. All land and buildings rented or leased TO OTHERS

SECTION 26 INCOME FROM FARM-RELATED SOURCES IN 1997 Report amount received before taxes and expenses.

S26

Farm-related income	
Dollars	Cents
992	
\$	00
993	
\$	00
994	
\$	00
995	
\$	00

1. Customwork and other agricultural services provided for farmers and others - plowing, planting, spraying, harvesting, preparation of products for market, etc. (DO NOT include if customwork is an entirely separate business from your agricultural operation.) None

2. Gross cash rent or share payments received from renting out farmland or payments received from lease or sale of allotments - Include payments for livestock pastured on a per-head basis, per-month basis, AUM basis, per-pound basis, etc.

3. Sales of forest products - Include naval stores, firewood, etc. (DO NOT include sales of Christmas trees or maple products.)

4. Patronage dividends and refunds from cooperatives, recreational services, and other income which is CLOSELY RELATED to the agricultural operation on this place - Specify

SECTION 27 Were any HIRED WORKERS, including paid family members, doing agricultural labor on this place in 1997? (DO NOT include contract labor.)

S27

1 YES - Complete this section 2 NO - Go to section 28

Hired workers	
941	
942	

1. Of the hired farm or ranch labor, including paid family members, how many -

a. Worked less than 150 days? None

b. Worked 150 days or more?

SECTION 28 Were there any INJURIES or DEATHS connected with farm or ranch work on or for this place in 1997?

Report injuries that required paid medical care, or resulted in lost worktime or were fatal. DO NOT report deaths or injuries of contract workers or customworkers.

S28 1 YES - Complete this section 2 NO - Go to section 29

1. Number of workers with work-related injuries (DO NOT include deaths.) → None
 2. Number of work-related deaths →

Operator and family members	Hired workers
952	953
954	955

SECTION 29 TYPE OF ORGANIZATION - Mark (X) the one item which best describes the type of organization for this place in 1997. Refer to the INFORMATION SHEET, section 29.

S29

- FAMILY or INDIVIDUAL operation (DO NOT include partnership and corporation.) → 921 } Go to section 31
- PARTNERSHIP operation - Include family partnerships. → 2 }
- INCORPORATED UNDER STATE LAW → 3 Go to section 30
- OTHER, such as estate or trust, prison farm, grazing association, Indian reservation, etc. → 4 Specify, then go to section 31 _____

SECTION 30 CORPORATE STRUCTURE (for incorporated operations only) Refer to the INFORMATION SHEET, section 30.

S30

- 1. Is this a family-held corporation? → 922 1 Yes 2 No
- 2. Are there more than 10 stockholders? → 3 Yes 4 No

SECTION 31 CHARACTERISTICS AND OCCUPATION OF OPERATOR (Senior partner or person in charge) Refer to the INFORMATION SHEET, section 31.

S31

- 1. RESIDENCE - Does the operator (senior partner or person in charge) live on this place? → 923 1 Yes 2 No
- 2. PRINCIPAL OCCUPATION - At which occupation did the operator spend the majority (50 percent or more) of his/her worktime in 1997? → 928 1 Farming or ranching 2 Other
- 3. OFF-FARM WORK - How many days did the operator (senior partner or person in charge) work at least 4 hours per day off this place in 1997? Include work at a nonfarm job, business, or on someone else's farm for pay. (DO NOT include exchange farmwork.) → 929 { 1 None 2 1-49 days 3 50-99 days 4 100-149 days 5 150-199 days 6 200 days or more
- 4. In what YEAR did the operator (or senior partner) begin to operate any part of this place? → 930 _____ Year
- 5. AGE of operator (senior partner or person in charge) on Dec. 31, 1997 → 925 _____ Years of age
- 6. RACE of operator (senior partner or person in charge) → 924 { 1 White 2 Black, African American, or Negro 3 American Indian 4 Asian or Pacific Islander 9 Other - Specify _____
- 7. SEX of operator (senior partner or person in charge) → 926 1 Male 2 Female
- 8. Is the operator (senior partner or person in charge) of SPANISH, HISPANIC, or LATINO origin or background, such as Mexican, Cuban, or Puerto Rican, regardless of race? → 927 1 Yes 2 No

SECTION 32 PERSON COMPLETING THIS REPORT - Please print

Name _____	999 Date _____	
Telephone _____	Area code _____	Number _____

RETURN your completed form to: Census of Agriculture, 1201 East 10th St., Jeffersonville, IN 47131-1700

INFORMATION SHEET

1997 UNITED STATES CENSUS OF AGRICULTURE

Special Reporting Instructions

Who Should Report – WE NEED A REPLY FROM EVERYONE RECEIVING A REPORT FORM, INCLUDING individuals, landlords, tenants, partnerships, corporations, institutions, and THOSE NOT CONDUCTING AGRICULTURAL OPERATIONS. Each name and address included in the census has a unique Census File Number (CFN). In order to make the census results as complete and accurate as possible, we need every report form returned, whether you farm or not.

If You Received More Than One Report Form for the Same Operation – Complete only ONE report form for that operation. Write "Duplicate" near the address label of each extra report form. Also, write the 12-character census file number(s) of the EXTRA report(s) ON THE COMPLETED REPORT in the space provided below and to the right of the address label. Return the extra report(s) in the same envelope with your completed report form so that we can correct our records.

If You No Longer Farm – If you had agricultural operations for any part of 1997, please report all agricultural activity during that portion of the year. Report all land on your census form that you owned or rented. Also, report your 1997 crop and livestock production and 1997 sales.

If You Quit Farming During 1997 – Complete the report form for the portion of the year that you did farm. Explain on the report form in the space to the left of the address label (or on another sheet of paper) when you stopped farming and include, if known, the name and address of the person now using the land and/or buildings.

If You Never Farmed or Have No Association With Agriculture – Please write a note on the report form near the address label explaining this and return the form so that we can correct our records. In our efforts to make the census as complete as possible, we obtained lists from various sources. We tried to eliminate nonfarm addresses; however, it was not always possible to do so.

If You Have More Than One Agricultural Operation – Complete a report form for EACH SEPARATE and DISTINCT production unit, i.e., each individual farm, ranch, feedlot, greenhouse, etc., for which you maintain SEPARATE operating expense and/or production records including livestock and other inventories and crop acreages.

If You Have a Partnership Operation – Complete only ONE report form for the entire partnership's agricultural operation and include all partners' shares on that report. If members of the partnership operate separate farms or ranches in addition to the partnership farming operation, separate report forms should be completed for each individual operation.

If two or more report forms were received for the same operation, mark each additional form as a "Duplicate." Return the extra report(s) in the same envelope with the completed partnership report, where possible, or write a note on the extra report(s), such as, "(Name of partner) has already completed a report for the partnership (provide name and CFN of partnership)."

Landlord's or Contractor's Share – If you rented or leased land from others or had a contract for the production of agricultural products, include both your share and the landlord's or contractor's share of the production, sales, and expenses so your census report form will be complete for "THIS PLACE."

If you DO NOT know or DO NOT have records available for the landlord's or contractor's share, report your BEST ESTIMATE.

How to Enter Your Response – Enter your replies in the proper spaces, on the correct lines, and in the units requested, i.e., dollars, bushels, tons, etc. Write any explanation outside the answer spaces or on a separate sheet of paper.

All dollar figures should be entered in whole dollars. CENTS ARE NOT REQUIRED.

Enter whole numbers except where tenths are requested, such as acres of potatoes harvested. If you have 1/2, 1/3, or 1/4 of an acre, convert to tenths. For example, convert 1/2 to 5/10, 1/3 to 3/10, 1/4 to 2/10.

The census report form may contain sections and questions which DO NOT apply to you. When this occurs, mark the "None" or "No" box and go on to the next item or section.

Instructions For Specified Sections

◆ Section 1 – ACREAGE IN 1997

Your answers to this section will determine the land (**Acres in "THIS PLACE"**) referred to in the rest of the report form.

When answering the acreage questions, include the land associated with your agricultural operations in 1997 whether in production or not. Include all land that you owned or rented during 1997 even if only for part of the year. DO NOT include any unrelated residential or commercial land.

Report all land in section 1 in whole acres.

Item 1 – All Land Owned – Report all land owned in 1997 whether held under deed, purchase contract or mortgage, homestead law, or as heir or trustee of an undivided estate. Include all land owned by you and/or your spouse, or by the partnership, corporation, or organization for which you are reporting.

Item 2 – All Land Rented or Leased FROM OTHERS – Report all land rented by you or your operation.

INCLUDE in item 2:

- Land for agricultural use that you rented from others for cash
- Land you worked on a share basis (crop or livestock)
- Land owned by someone else that you used rent-free
- Land rented or leased BY THE ACRE from Federal or State governments, Indian reservations, or railroads.

DO NOT INCLUDE in item 2:

- Land used under Government grazing permits or special license on a per-head or animal unit month (AUM) basis, such as section 3 of the Taylor Grazing Act, National Forest, or Indian reservation permit land. If you had any of these permits, mark the appropriate boxes in item 7.

Item 3 – All Land Rented or Leased TO OTHERS – Include all land rented out for any purpose if it was part of the acreage reported in items 1 and 2. A report form will be obtained from each of your tenants to cover the operations on that land.

INCLUDE in item 3:

- Owned land rented to others for cash or a share of crops or livestock
- Land you rented from someone and then subleased to someone else
- Land worked for you by someone for a share of crops or livestock
- Land which you allowed others to use rent-free

DO NOT INCLUDE in item 3:

- Land placed in the Conservation Reserve Program (CRP) or Wetlands Reserve Program (WRP) as acres rented to the Government.
- Unrelated residential, commercial, or other land not included in items 1 and 2.

Item 4 – Acres in "THIS PLACE" – This figure will show the total of all land you operated at any time in 1997.

If item 4, Acres in "THIS PLACE" is "0" and:

- You grew any crops or raised any livestock or poultry on "THIS PLACE" in 1997, complete the report.
- All your land was operated by a renter or sharecropper, complete section 1, item 6 (number of owned acres rented), skip to and complete section 32, and explain briefly, "all land rented out," etc. Mail report form in return envelope.
- You did not have any agricultural activity on owned or rented land in 1997, complete section 32 and explain briefly, such as "retired," "sold farm," and date. Give name and address of current operator if known and return report form in return envelope.

How to Report Crops Harvested

◆ Sections 2 through 8 – CROPS

Sections 2 through 8 provide space for reporting crops harvested during the 1997 crop year from the land shown in section 1, item 4 (Acres in "THIS PLACE") of your report. Please report your crops in the appropriate sections. DO NOT include any crops grown on land rented or leased TO OTHERS, or worked by others on shares during 1997.

Acres harvested – Enter the acres harvested in 1997. Round fractions to whole acres except where tenths are requested by "/10" in the reporting box, such as for potatoes.

Quantity harvested – If your unit of measure is different than the unit on the report form, please convert your figure for the quantity harvested to the unit requested. If the harvest was incomplete by December 31, 1997, please report the quantity harvested and the estimated quantity to be harvested.

Acres irrigated – For each crop irrigated, report number of acres irrigated. Irrigation is defined as land watered by artificial or controlled means – sprinklers, furrows or ditches, spreader dikes, purposeful flooding, etc. Include acres that received supplemental, partial, and/or preplant irrigation. DO NOT report water applied in transplanting tobacco plants, trees, or vegetables as irrigation. Leave "Acres irrigated" blank for crops that are not irrigated.

Double Cropping – If two or more crops were harvested from the same land (double cropping), report the total acres and production of each harvested crop in the appropriate section(s) of the report form.

Example: In 1997, you harvested 1,230 bushels of wheat from 40 acres, then on the same 40 acres planted soybeans, from which you harvested 1,550 bushels. You irrigated the soybeans but not the wheat.

SECTION 2 Were any of the following CROPS harvested from "THIS PLACE" IN 1997? DO NOT include crops grown on land rented TO OTHERS.)				
S2	None	Acres harvested	Quantity harvested	Acres irrigated
		091	092	093
1. Cotton →	<input type="checkbox"/>		Bales	
2. Soybeans for beans →	<input type="checkbox"/>	40	1,550 Bu.	40
3. Wheat for grain →	<input type="checkbox"/>	40	1,230 Bu.	
4. Oats for grain →	<input type="checkbox"/>			

Interplanted Crops – If two crops were grown at the same time in alternating strips in the same field, report the portion of the field used for each crop.

Example: A 60-acre field was planted in cotton and soybeans with two rows of cotton, followed by an area of the same width planted in soybeans. Thirty acres of soybeans and 30 acres of cotton would be reported in the appropriate section(s).

Skip Row Planting – If a crop is planted in an alternating pattern of planted and non-planted rows, such as two rows planted and two rows skipped (2 X 2), report the portion of the field occupied by the crop in the appropriate section for that crop, and report the skipped portion as "Cropland idle" in section 10, item 1f.

◆ **Sections 2 and 3** – Report only for the listed crops.

◆ **Sections 4 through 8** – To report: (1) find the crop name and the code number from the list in the section; (2) enter crop name and code in the first two columns of the first available answer line in the section; (3) enter the information that is requested in the remaining columns. If you harvested a crop not listed in sections 4 through 8, use the "Other" code in the appropriate section and specify the crop name.

◆ Section 4 – NURSERY AND GREENHOUSE CROPS

Report Christmas trees grown on this place and sold live as nursery crops, code 488. Report Christmas trees grown on this place and sold as cut Christmas trees in code 491. Acres of Christmas trees to be cut in later years should be reported as other nursery and greenhouse, code 506.

◆ Section 5 – VEGETABLES

Report acres of vegetables harvested FOR SALE or commercial processing. DO NOT include vegetables grown for home use. Report the total acreage of each vegetable crop harvested.

Example: In 1997, you harvested 10 acres of lettuce from a field, then replanted the field in lettuce and harvested the 10 acres again. Both crops of lettuce were irrigated. Enter only 10 acres of land from which vegetables were harvested and 10 acres irrigated in item 1 of section 5, but write in 20 acres of lettuce harvested and 20 acres of lettuce irrigated in item 2 of section 5.

◆ Section 7 – OTHER CROPS

Maple Trees Tapped – Report acres of tapped maple trees (sugar bush) on this place in code 799. Report the number of taps from which you gathered sap as the quantity harvested.

◆ Section 8 – FRUITS AND NUTS

In counting the combined total of 20 or more trees and vines, include those for home use as well as those maintained for sale of the production. Acres in trees or vines that have been abandoned should not be included; these acres should be included in section 10, item 1f "Cropland idle."

If fruit and nut trees and vines were interplanted with crops other than trees or vines, report the total acres for the orchard crop in section 8, item 1, and the total acres of each interplanted crop in their appropriate section.

◆ Section 9 – GROSS VALUE OF CROPS SOLD

Report the value of all crops sold from "THIS PLACE" in 1997, regardless of the year they were harvested or who owned the land. Be sure to report gross values before deducting expenses and taxes. Include Government CCC loans received for "THIS PLACE" in 1997. Include payments received in 1997 from cooperatives or marketing organizations for crops produced on "THIS PLACE," regardless of the year in which the crops were harvested.

Also include as sales your estimate of the value of any crop removed from "THIS PLACE" in trade for services, such as hay cut in exchange for labor, or other services. If the sale price or market value is not known, give your best estimate of the crop's market value when removed from "THIS PLACE."

DO NOT INCLUDE crops or crop products purchased from others and later sold.

◆ Section 10 – USE OF ACRES IN "THIS PLACE"

The sum of the acres entered in various categories should equal total acres in "THIS PLACE," as reported in section 1, item 4. (DO NOT include any acres you rented or leased to others reported in section 1, item 3.)

Land Used for More Than One Purpose – DO NOT report the same acreage in more than one of the listed purposes. If part or all of your land was used for more than one listed purpose in 1997, report that land only in the first category listed. For example, if you plowed under a cover crop, and planted and harvested a grain crop, report the land in item 1a, "Cropland harvested," but DO NOT report as "Cropland used for cover crops, legumes, etc." (item 1c).

Double Cropping – When more than one crop was harvested from the same land in 1997, report that land only ONCE as "Cropland harvested," in item 1a.

Interplanted Crops – If you interplanted crops, such as alfalfa hay in an orchard, report the total land used for both crops only ONCE, as "Cropland harvested," in item 1a.

Skip Row Planted Crops – Report the acres that represent the total nonplanted or skipped rows as "Cropland idle," in item 1f. The acres that represent the planted rows should be reported as "Cropland harvested," in item 1a.

Maple Trees Tapped – Report acres of tapped maple trees (sugar bush) as "Woodland not pastured", in item 2b.

◆ Section 11 – IRRIGATION

Report in item 1 the acres of irrigated land from which crops were harvested. Include all irrigated orchard land with bearing and nonbearing trees. Include irrigated land from which hay was cut. If crops were double cropped and both were irrigated, report the irrigated acres only once. Acres in item 1 of this section should not exceed acres in section 10, item 1a.

In item 2, report all other irrigated land, such as irrigated pasture, land on which crops failed, land in cover crops, and all other irrigated land not included in item 1.

◆ Section 12 – ACRES UNDER THE CONSERVATION RESERVE PROGRAM (CRP) OR WETLANDS RESERVE PROGRAM (WRP)

Include in item 1 all acres in "THIS PLACE" retired from production and placed, by long-term contract, into the Conservation Reserve Program or Wetlands Reserve Program (CRP or WRP). Acres placed in these programs during and prior to 1997 should be included.

◆ Sections 13 through 17– LIVESTOCK, POULTRY, OTHER LIVESTOCK, OR ANIMAL SPECIALTIES

Animals and Poultry to Include in the Report Form – Report all animals, poultry, and animal specialties on "THIS PLACE" (as defined in section 1, item 4) on December 31, 1997. Include all owned by you and any kept by you for others. Include animals on unfenced lands, National Forest land, district land, cooperative grazing association land, or rangeland administered by the Bureau of Land Management on a per-head, AUM, or lease basis.

Animals in transit on December 31, 1997, or animals on a short-term pasture (such as wheat pasture or crop residue) on a per-head, AUM, or lease basis should be reported by the person who had control of the animals.

Animals and Poultry to Exclude from the Report Form – DO NOT report animals or poultry kept on land rented to others or kept under a share arrangement on land rented to others. DO NOT include animals quartered in feedlots which are not a part of "THIS PLACE." Animals kept on a place not operated by you are to be included on the report for that place.

Animals Bought and Sold – DO NOT REPORT ANY ANIMALS BOUGHT AND THEN RESOLD WITHIN 30 DAYS. Such purchases and sales are considered "dealer" transactions and are not included in this census.

Number Sold – Report all animals and poultry sold or moved from "THIS PLACE" in 1997, without regard to ownership or who shared in the receipts. Include animals sold for a landlord or given to a landlord or others in trade or in payment for goods or services. DO NOT report number sold for any livestock or poultry kept on another place.

Animals Moved to Another Place – For animals moved from "THIS PLACE" to another place, such as for further feeding, report animals as "sold" and give your best estimate of their market value when they left "THIS PLACE."

Fat Cattle Sold – Cattle fattened on grain or concentrates for 30 days or more and sold for slaughter are reported in section 13, item 3a.

DO NOT INCLUDE WITH FATTENED CATTLE SOLD:

- Cattle and calves sold for further feeding
- Veal calves or any calves weighing less than 500 pounds
- Dairy cows – cull cows fed only the usual dairy ration before being sold

Value of Sales – Report the total gross value of animals and poultry sold or moved from "THIS PLACE" in 1997, without deducting production or marketing expenses (cost of feed, cost of livestock purchased, cost of hauling and selling, etc.). If the sale price or market value is not known, give your best estimate of their market value when they left "THIS PLACE." DO NOT report the value of sales of any livestock and poultry owned by you that were kept and sold from a place you did not operate.

Contract and Custom Feeding Operations – Livestock or poultry kept by you on "THIS PLACE" on a contract or custom basis should be included on this report REGARDLESS OF OWNERSHIP. Report as "INVENTORY" number of animals or poultry on the place on December 31, 1997. Report as "SOLD" animals and poultry kept on a contract or custom basis and removed or sold from "THIS PLACE" in 1997. If the sale price or market value is not known, give your best estimate of the market value of the animals or poultry when they left "THIS PLACE."

◆ Section 16 – POULTRY

The person who furnished the housing and labor should report the poultry operation on his/her report form regardless of who owns the birds. Report as sold, poultry that were taken or moved from "THIS PLACE" in 1997. Estimate the market value of birds if necessary. Do not report the amount received from a contractor as the market value of birds.

◆ Section 17 – HORSES, BEES, FISH, GOATS, OTHER LIVESTOCK, OR ANIMAL SPECIALTIES

Item 2 – If you owned BEES – Report all colonies or hives of bees and honey operations conducted by you, regardless of where the hives were kept most of the year. Report hives or colonies, pounds of honey sold, and value of sales.

Items 7 and 8 – Mink pelts and rabbit pelts should be included in number sold and value of sales, but not in inventory.

Item 9 – Other Livestock and Livestock Products – Include in other livestock and livestock products manure, beeswax, and any other animal products sold from "THIS PLACE" in 1997. Please indicate units used in reporting.

Item 10 – Fish or Other Aquaculture Products – Report number or pounds sold and gross value of sales for each. Enter name and code from list.

◆ Section 18 – AMOUNT RECEIVED FROM GOVERNMENT CCC LOANS

Report in item 1 the amount received under the regular or reserve program for commodities placed under CCC loans during 1997. Include amount received even if commodity was redeemed or forfeited prior to December 31, 1997.

DO NOT include CCC loans received to build crop storage facilities or amount received for storage payments in the reserve program.

◆ Section 19 – FEDERAL FARM PAYMENTS RECEIVED

Report in item 1 all payments received from Federal farm programs in 1997. Federal payments include receipts from Federal farm programs, such as deficiency payments, support price payments, indemnity programs, disaster payments, paid land diversion, payments for enrollment in the Conservation Reserve Program or Wetlands Reserve Program (CRP or WRP), payments received for approved soil and water conservation projects, etc.

In item 1a, report the amount received for participation in the Conservation Reserve Program and Wetlands Reserve Program (CRP and WRP). DO NOT include payment from CCC loans or crop insurance.

◆ Section 20 – DIRECT SALES

Report the sales of crops, livestock, poultry, or their products sold directly to consumers for their own consumption from roadside stands, farmers markets, pick your own, door to door, etc. Include only those commodities sold directly for human consumption, such as vegetables, fruit, eggs, milk, cattle, chickens, hogs, turkeys, etc. Report only commodities grown or raised on "THIS PLACE."

DO NOT include crops, livestock, poultry, or other products which you bought and resold.

◆ Section 21 – COMMERCIAL FERTILIZER

Report acres on which commercial fertilizer was applied during 1997. If any acreage was fertilized more than once, report acres ONLY ONCE. Report commercial fertilizer expenditures in section 23, item 4.

DO NOT report the use of manure and other material, such as sludge, lime, or other soil conditioners.

◆ Section 22 – INSECTICIDES, HERBICIDES, FUNGICIDES, NEMATOCIDES, OTHER PESTICIDES, OR OTHER CHEMICALS

Report acres on which chemicals were applied during 1997 to control insects, diseases, nematodes, and weeds. Also report acres of crops treated to control growth, thin fruit, or defoliate. Include acres on which custom application of chemicals were made. If multiple applications of chemicals for the same purpose (for example, herbicides) were made on the same acres, report acreage only once. If chemicals were applied for different purposes, report the acres for each purpose that the chemicals were used.

Report agricultural chemical expenditures in section 23, item 5.

◆ Section 23 – PRODUCTION EXPENSES paid by you and others for "THIS PLACE" in 1997

Include farm production expenses paid by you, your landlord, contractors, or anyone else for crops, livestock, or poultry produced on "THIS PLACE." Include expenses incurred in 1997 even if they were not paid for in 1997. Please estimate if exact figures are not known. Refer to the individual expenditure items below for further explanations.

Item 1 – Livestock and Poultry Purchased – Report the cost of cattle, calves, hogs, pigs, sheep, lambs, goats, horses, chicks, poults, started pullets, etc., including breeding stock and dairy cows. Contract growers or custom feeders who did not own or purchase the livestock or poultry themselves should estimate the value of the cattle, calves, pigs, chicks, started pullets, etc., at the time they came onto the place.

Item 2 – Feed Purchased for Livestock and Poultry – Report the purchase cost of all grains, silage, hay, commercially mixed and premixed feeds, ingredients, concentrates, etc., fed to livestock and poultry on "THIS PLACE." Contract livestock and poultry growers should estimate the value of feed provided by the contracting company. Custom feedyards should include feed costs for all cattle fed even if the owners of the cattle were billed for the feed. Feed raised on "THIS PLACE" should not be reported as purchased.

Report in item 2a only purchases of commercially mixed feed, including complete feeds, supplements, concentrates, and premixes. DO NOT include ingredients purchased separately, such as soybean meal, urea, etc.

Item 3 – Cost of Hired Farm and Ranch Labor – Include gross salaries and wages, commissions, dismissal pay, vacation pay, and paid bonuses paid to hired workers, family members, hired managers, administrative and clerical employees, and salaried corporate officers. Include supplemental cost for benefits such as employer's social security contributions, unemployment compensation, workman's compensation insurance, life and medical insurance, pension plans, etc.

Item 4 – Contract Labor – Includes the labor costs of workers furnished on a contract basis by labor contractor, crew leader, or cooperative for harvesting vegetables or fruit, shearing sheep, or similar farm activities. DO NOT include costs for building or repair work done by a construction contractor. Include the cost of customwork or machine hire in item 11.

Item 5 – Repair and Maintenance Expenses for the Upkeep of Buildings, Motor Vehicles, and Farm Equipment – Include the cost of repairs and upkeep of farm machinery, vehicles, buildings, fences, and other equipment used in the farm business. DO NOT include repairs to vehicles not used in the farm business or for equipment used for performing customwork for others. DO NOT include expenditures for the construction of new buildings or the cost of additions to existing buildings.

Item 6 – Interest Expense Paid on Debts – Report all interest expenses paid in 1997 for the farm business. Include interest on loans secured by land and buildings (real estate) in item 12a. Include all loans not secured by real estate, such as for fertilizer, feed, and seed in item 12b and also include interest paid on CCC loans. DO NOT include interest associated with activities not related to production of crops or livestock on "THIS PLACE," such as land or buildings rented to others, packing sheds, or feed mills that provide services to others. DO NOT include interest on owner/operator dwelling where amount is separated from interest on other land and buildings on "THIS PLACE."

Item 13 – Cash Rent Paid for Land and Buildings in 1997 – Report rent paid in cash during 1997 for land and buildings on "THIS PLACE." DO NOT include rent paid for operator dwelling or other nonfarm property. DO NOT include the value of shares of crops or livestock paid to landlords.

Item 14 – Property Taxes Paid in 1997 – Include real estate property taxes you paid on the acres and buildings you operated and used in the farm business.

DO NOT include:

- Property taxes on land or buildings rented to someone else
- Taxes paid by landlords
- Property taxes paid on other property not associated with the farm business
- Income and excise taxes

Item 15 – All Other Production Expenses – Farm production costs not previously listed should be reported here. In addition to items listed on the report form, include bookkeeping charges, tax preparation fees, postage, advertising, commission for sale of cattle, and fees paid for farm-related advice or for farm consultants. DO NOT include depreciation or expenditures for the purchase of land and buildings or new or used machinery.

◆ Section 24 – MACHINERY AND EQUIPMENT

The estimated market value in item 1 refers to ALL machinery and equipment kept primarily on "THIS PLACE" and used for the farm business. Report the value in its present condition, not the replacement or depreciated value. Specialized equipment, which is an integral part of a building, should be included as a part of the value of land and buildings.

Include cars, trucks, tractors, planters, combines and heads, plows, disks, harrows, mowers, sprayers, wagons and trailers, loaders and backhoes, dryers, pumps, motors, irrigation equipment, dairy equipment including milkers and bulk tanks, manure spreaders, livestock feeders, grinding and mixing equipment, etc.

◆ Section 25 – ESTIMATED CURRENT MARKET VALUE OF LAND AND BUILDINGS

The value for each of the three listed categories (owned land, land rented from others, and land rented to others) should be your estimate of the value of the land, houses, barns and other buildings if they were sold in the current market. The real estate tax assessment value should not be used unless that value represents a full market value assessment and the land, house, and buildings could reasonably be assumed to be sold at that price. DO NOT deduct real estate marketing charges from your estimate. Report the total value, not the value on a per-acre basis.

◆ Section 26 – INCOME FROM FARM-RELATED SOURCES IN 1997

Items 1 through 4 refer only to those income producing activities for which you use part of the land, machinery, equipment, labor, or capital normally used on "THIS PLACE" and which you do not consider as entirely separate from your farming activities. Report gross amounts received before taxes and expenses.

Item 1 – Customwork – DO NOT report income for customwork or agricultural services provided to others if operated as an entirely separate business from your agricultural operation.

Item 2 – Rental Income – DO NOT include rental income from nonfarm property.

Item 3 – Forest Products – Include only those forest products cut from "THIS PLACE," not items cut from other nonfarm timber acreage. DO NOT include income from saw mill business or from the sale of Christmas trees, maple syrup, or sap products.

Item 4 – Other Farm-Related Income – Include income from hunting leases, fishing fees, and other recreational services; sales of farm by-products; and other business or income closely related to the agricultural operation on "THIS PLACE." Include patronage dividends or rebates for business done with farmer-owned cooperatives. DO NOT enter previously reported farm sales or income from investments not associated with the farm. DO NOT include retirement pensions or social security benefits received.

◆ Section 27 – HIRED FARM OR RANCH LABOR

Report the number of paid farm or ranch workers doing agricultural labor. Include paid family members. Include workers such as hired bookkeepers, office workers, maintenance workers, etc., if their work is primarily associated with agricultural production on "THIS PLACE."

Remember to include in the "less than 150 day" category any short term or temporary workers who may have worked only a few days. DO NOT include contract labor or custom workers.

◆ Section 28 – INJURIES AND DEATHS

Injuries – Include all injuries resulting in lost worktime or medical care expense that occurred while doing farm or ranch work on or for "THIS PLACE" during 1997. Include injuries of family members, the operator, paid hired workers, and unpaid workers. DO NOT include injuries to contract workers. DO NOT include household injuries not related to the farming operation.

Deaths – Include all deaths that resulted from injuries or accidents related to farm or ranch work on or for "THIS PLACE." Include deaths of family members, the operator, paid hired workers, and unpaid workers. DO NOT include deaths of contract workers. DO NOT include deaths that resulted from natural or nonaccidental causes such as heart attacks, cancer, suicide, etc.

◆ Section 29 – TYPE OF ORGANIZATION

Use the following definitions to determine the type of organization for your operation:

Family or Individual Operation – Defined as farm or business organization controlled and operated by an individual (sole proprietor). Include family operations that are not incorporated and not operated under a partnership agreement.

Partnership Operation – Defined as two or more persons who have agreed on the amount of their contribution (capital and labor) and the distribution of profits. Co-ownership of land by husband and wife or joint filing of income tax forms by husband and wife DOES NOT constitute a partnership unless a specific agreement to share contributions, decision making, profits, and liabilities exists. Production under contract or under a share rental agreement DOES NOT constitute a partnership.

Incorporated Under State Law – A corporation is defined as a legal entity or artificial person created under the laws of a State to carry on a business. This definition DOES NOT include cooperatives. Information on type of corporation should be reported in section 30.

Other – Such as cooperatives (defined as an incorporated or unincorporated enterprise or an association created and formed jointly by the members), estate or trust (defined as a fund of money or property administered for the benefit of another individual or organization), prison farm, grazing association, Indian reservation, institution run by a government or religious entity, etc.

◆ Section 30 – CORPORATE STRUCTURE

This section is to be answered by corporations only. Answer both items. A family-held corporation has more than 50 percent of its stock owned by persons related by blood or marriage.

◆ Section 31 – CHARACTERISTICS AND OCCUPATION OF OPERATOR

This section collects information about the operator of "THIS PLACE" who is defined as the individual owner, the operator, the senior partner, or person in charge for the type of organization reported in section 29.

Family or Individual Operation – Complete this section for the operator.

Partnership Operations – Answer all items, except item 2, for the "Senior Partner." The "Senior Partner" is the individual who is mainly responsible for the agricultural operations on "THIS PLACE," not necessarily the person senior in age. If each partner shares equally in the day-to-day management decisions, consider the oldest as the "Senior Partner." For item 2 (Principal Occupation) consider all members of the partnership together. Please include as "farming" worktime all types of agricultural enterprises, including work at greenhouses, nurseries, mushroom production, ranching, feedlots, broiler feeding, etc.

Corporations and Other Operations (Cooperatives, Estates, etc.) – Complete this section for the person in charge, such as a hired manager, business manager, or other person primarily responsible for the on-site, day-to-day operation of the farm or ranch business.

Item 4 – Year Began Operation – Report the first year the operator or senior partner began to operate any part of "THIS PLACE" on a continuous basis. If the operator returned to a place previously operated, report the year operation was resumed.

◆ Section 32 – PERSON COMPLETING THIS REPORT

Complete this information and return completed form to: Census of Agriculture, 1201 East 10th St., Jeffersonville, IN 47131-1700.



**NATIONAL
AGRICULTURAL
STATISTICS
SERVICE**

U.S. Department of Agriculture
Rm 5805, South Building
1400 Independence Avenue, S.W.
Washington, D.C. 20250-2000
202-720-7017

**AMERICAN INDIAN RESERVATIONS
1997 CENSUS OF AGRICULTURE**

Form Approved
O.M.B. Number 0535-0226
Approval Expires 11/30/99
Project Code 650

Please make corrections to name, address and Zip Code, if necessary.

NUMBER OF AMERICAN INDIAN FARM or RANCH OPERATORS

1. Within the reservation named above, how many American Indians operate a farm/ranch?
(Farms/ranches are defined as any location from which \$1,000 or more of agricultural products were produced and sold or normally would have been sold during 1997. Exclude as operators, persons who work only as employees or who conduct no farm/ranch activity but receive a payment as a share of reservation farming/ranching.)

NUMBER

--

2. List the county(s) where your reservation is located and the number of operators in each county.

COUNTY NAME	STATE	NUMBER OF OPERATORS

[Total should equal item 1 above.]

3. Does (item 1 answer) include the operators from all tribes on this reservation?

YES - [Go to item 4.] NO - Please list the tribes included in item 1 above.

4. Person completing this report--

	()		
NAME		TELEPHONE	DATE

Public reporting burden for this survey is estimated to average 10 minutes per response, including the time for reviewing instructions, searching existing data sources, gathering and maintaining the data needed, and completing and reviewing the collection of information. Federal agencies may not conduct or sponsor, and a person is not required to respond to, information collection unless it displays a currently valid OMB number.

SPECIAL INSTRUCTIONS FOR AMERICAN INDIAN RESERVATIONS
1997 Census of Agriculture

American Indian reservations on which farming or ranching are practiced and operators on them are counted in the census of agriculture.

To improve the total count of American Indian farmers and ranchers, a short additional form entitled "American Indian Reservations" is included with your regular census of agriculture report form. This form asks the count of American Indian farmers and ranchers operating (having \$1,000 or more in agricultural sales) on reservation land. Please complete it and return it in the same postage paid envelope used for your census of agriculture report.

These special instructions apply to **BOTH** enclosed report forms. They supplement the enclosed Information Sheet. Before returning your report forms, please be sure you complete all sections that apply to your operations. Please give your best estimate if the requested information is not available from your records.

For your regular census of agriculture form (The form with the barn and silo logo):

SECTION 1:

- Report all reservation land used by the tribe in common and also by individual members.
Include Federal and State land leased as land rented from others.
Exclude any national grasslands administered by the Forest Service used on a permit basis, this should be reported in item 7.
- Item 1:** Report all land in the reservation or reporting unit.
Include reservation land used for grazing on a per-head basis.
- Item 2:** Report all land rented or leased from others including land used rent free.
Include as rented any Section 15 land administered by the Bureau of Land Management.
- Item 3:** Report all land rented or leased to non-tribal members.
Include land worked by non-tribal members on a share basis or rent free. Report land rented or leased for nonagricultural uses. **Exclude** land which non-tribal members use for grazing on a per-head basis.
- Item 7:** Mark (X) all permits held by the reservation as permitted.
- Item 8:** Report the county or counties in which the land reported in item 4 is located. Estimate the acreage for each county if it is not known.

SECTION 2 - 8:

- Report any crops that were harvested from the reservation during 1997.
Exclude crops harvested on land rented to others.

SECTION 9:

- Report sales of any crops grown on the reservation and sold in 1997.
Exclude the amount received as share payment from land leased to others.

For your " American Indians Reservations" form (The form with the NASS logo):

If the value of sales of each operator is not known, estimate the number who met the definition listed in Item 1. For this report, your reservation is defined as the acreage reported in Section 1, Item 4 of your regular census of agriculture report form.

For **BOTH** forms:

Please print your name on **BOTH** report forms and give us your phone number before returning the completed report forms.

If you need additional help in completing either report form, please call the Census Division, toll free at 1-888-4AG-STAT or 1-888-424-7828 between 7:00 a.m. and 5:00 p.m. Eastern time and request help for your reservation reports.

Your help in completing the 1997 Census of Agriculture is appreciated. Thank you for your cooperation.



**NATIONAL
AGRICULTURAL
STATISTICS
SERVICE**

U.S. Department of Agriculture
Rm 5805, South Building
1400 Independence Avenue, S.W.
Washington, D.C. 20250-2000
202-720-7017

Nonresponse Survey 1997 Census of Agriculture



AG CENSUS USA

Form Approved
O.M.B. Number 0535-0276
Approval Expires 11/30/99
Form 97-A46

[ENUMERATOR ACTION: *Circle the final result of the case:*]

Complete
Inaccessible / Incomplete
Refusal
Duplicate
Deceased (*before 1997*)

1. [Please verify name and mailing address of this operation. Make corrections (including the correct operation name) on the label and continue]. [Check if name and address are verified.]

2. [Enter name and phone number of Respondent.]

_____ (Name of Respondent) _____ (Area Code and Number)

3. [Enter relationship of Respondent to [person/operation named on label]. Circle one.]

Operator/Manager/Partner Spouse Accountant Other (Specify): _____

STEP 1: These questions are about the ways you may have been involved in agriculture during 1997.

Please answer these questions for [person/operation named on label].

[If Respondent answers YES to ANY of the following questions, Go to Step 2 on page 2.]

1. At any time during 1997, did you plant, grow, sell or have any crops?

For example:

- Fruit, nut or citrus trees
 - Vegetables, melons or berries
 - Hay or haylage
 - Grains, oil seeds or field crops
 - Dry beans, rice or potatoes
 - Tobacco
 - Grapevines
 - Maple sap
 - Other crops
- YES NO

DO NOT INCLUDE crops grown for home use.

2. At any time during 1997, did you plant, grow, sell or have any greenhouse or nursery crops?

For example:

- Mushrooms or sod
 - Christmas trees
 - Bulbs, flowers or flower seeds
 - Vegetable seeds or plants
 - Vegetables under protection
 - Other greenhouse or nursery crops
- YES NO

3. At any time during 1997, did you raise, sell or keep any livestock?

For example:

- Horses, ponies or other equine
 - Fish or shellfish in captivity
 - Chickens or other poultry
 - Mink or rabbits
 - Llamas, emus or ostriches
 - Bees for honey
 - Cattle, hogs, sheep or goats
 - Livestock grown for home use or as a hobby
 - Other livestock
- YES NO

4. Did you have any pastureland or rangeland in 1997, including cropland or woodland used only for pasture? YES NO

5. Did you receive payments in 1997 for participation in Federal farm programs?

For example:

- Conservation Reserve Program (CRP) or Wetlands Reserve Program (WRP) payments
 - Disaster payments
 - Soil conservation payments
 - Indemnity program payments
- YES NO

6. [If YES to ANY of the above questions, Go to Step 2 on page 2. If NO to ALL of the above questions, Go to Step 8, on page 4.]

STEP 2: These next questions are about the **NUMBER OF ACRES** that were owned or used at any time during 1997. Include all land owned, rented or used by you or by the partnership, corporation or organization for which you are reporting.

The land does not have to be "agricultural" and it does not have to be located in a single place.

INCLUDE:

- Cropland
- Pastureland/rangeland
- Idle land
- Woodland
- Farmstead
- Wasteland, roads or ditches
- Conservation Reserve Program (CRP) land
- Wetlands Reserve Program (WRP) land
- Ponds or wetlands
- Buildings or structures
- Other land

1. How many acres of land were owned during 1997? + acres

2. In 1997, how many acres of land were rented or leased FROM OTHERS?

INCLUDE:

- Land worked by you on shares
- Land used rent free
- Leased Federal, State or railroad land
- Land used in exchange for services or payment of taxes

..... + acres

DO NOT INCLUDE land used on a per-head or Animal Unit Month (AUM) basis under a grazing permit.

3. In 1997, how many acres of land were rented or leased TO OTHERS?

INCLUDE:

- Land worked on shares by others
- Land subleased
- Land used rent free
- Land rented in exchange for services or payment of taxes

..... - acres

4. Then the number of ACRES IN THIS PLACE was --

[Total 1 + 2 - 3.] = ACRES IN THIS PLACE

STEP 3: These questions are about some of the ways the ACRES IN THIS PLACE were used in 1997.

DO NOT INCLUDE land rented to others.

1. Of the [Step 2, Item 4] ACRES IN THIS PLACE --

a. how many acres were cropland which was harvested? + acres

b. how many acres were cropland on which all crops failed?

DO NOT INCLUDE orchards, groves and vineyards on which the crop failed. + acres

c. how many acres were pastureland or rangeland?

INCLUDE cropland and woodland used only for pasture. + acres

d. how many acres were any other type of land, such as land in woodland, farmsteads, ponds, wetlands, roads, wasteland, idleland, etc.? + acres

e. [ENUMERATOR INSTRUCTION: Step 3, Items 1a + 1b + 1c + 1d must equal Step 2, Item 4, ACRES IN THIS PLACE.] = ACRES IN THIS PLACE

2. Of the [Step 2, Item 4] ACRES IN THIS PLACE, how many acres were under the Conservation Reserve Program or Wetlands Reserve Program (CRP or WRP)? acres

STEP 4: Now I'm going to ask about CROPS HARVESTED from the ACRES IN THIS PLACE in 1997.

INCLUDE:

- Fruit, nut or citrus
- Vegetables, melons or berries
- Hay or haylage
- Grains, oil seeds or field crops
- Greenhouse or nursery crops
- Dry beans, rice or potatoes
- Peanuts
- Grapes
- Tobacco
- Christmas trees
- Other crops

1. Were any crops harvested from the [Step 2, Item 4] ACRES IN THIS PLACE in 1997, including crops grown under contract?

- YES - [Continue.] NO - [Go to Step 5.]

What crops were harvested in 1997?	How many acres of [crop] were harvested in 1997?

STEP 5: These questions are about LIVESTOCK and POULTRY on the ACRES IN THIS PLACE on December 31, 1997, or sold in 1997. Please provide information about all livestock and poultry, whether owned by you or by others.

INCLUDE:

- Horses, ponies or other equine
- Fish or shellfish in captivity
- Chickens or other poultry
- Mink or rabbits
- Llamas, emus, ostriches
- Bees for honey
- Cattle, hogs, sheep or goats
- Livestock grown for home use or as a hobby
- Other livestock

1. Were any livestock or poultry, regardless of ownership, on the [Step 2, Item 4] ACRES IN THIS PLACE in 1997?

- YES - [Continue.] NO - [Go to Step 6.]

What type of livestock were on THIS PLACE in 1997?	How many [livestock] were on THIS PLACE on December 31, 1997?	How many [livestock] were sold or removed from THIS PLACE in 1997?

STEP 6: GROSS VALUE OF SALES

1. What was the total gross value of sales for the [Step 2, Item 4] ACRES IN THIS PLACE in 1997 -- \$1,000 or more, less than \$1,000 or none?

INCLUDE:

- Sales of all crops, livestock, poultry and livestock products (milk, eggs, etc.) sold in 1997
 - The value of products removed for all crops, livestock and poultry produced under production contracts in 1997
 - Sales of all miscellaneous agricultural products in 1997
 - The value of government CCC loans received in 1997
 - Landlord's share of crops sold in 1997
- DO NOT INCLUDE payments for participation in Federal farm programs.
DO NOT INCLUDE income received in payment for the use of land.

- \$1,000 or more
 Less than \$1,000
 None

2. What was the total amount received in 1997 for participation in Federal farm programs?

NONE \$.00

STEP 7: These questions ask for information about any other person(s) who may have been involved in THIS PLACE during 1997.

1. At any time during 1997, were there any other individuals associated with the operation of the ACRES IN THIS PLACE?

INCLUDE:

- Partners, relatives, managers or other associated persons
- All individuals whether they lived on or off the ACRES IN THIS PLACE

YES - [Continue.] NO - [Go to Item 2.]

What were the names of these individuals?	What is the mailing address of [individual] (including City, State, ZIP Code)?	What is the family relationship of [individual] to [person/operation named on label]?	What is the business relationship of [individual] to [person/operation named on label]?

2. Was any farm or business name, other than the name on the mailing label, used for the ACRES IN THIS PLACE in 1997?

YES - [Continue.] NO - [Go to Item 3.]

Farm or Business Name	Mailing Address, City, State, ZIP Code

3. To assist in identifying duplication with our list of farm operators, please report the operator's Social Security Number (SSN). If this operation has a Federal Employer Identification Number (EIN), this would also be helpful. Disclosure of the SSN and EIN is voluntary and is collected under the general authority of Title 7, Section 2204, of the U.S. Code.

Operator's SSN	Federal EIN

4. [Go to Step 9, CONCLUSION.]

STEP 8: [ENUMERATOR NOTE: Complete this step ONLY if Respondent answered NO to ALL questions in Step 1.]

Please answer these questions for [person/operation named on label].

1. Was all of your land removed from agricultural production before January 1, 1997?	YES <input type="checkbox"/>	NO <input type="checkbox"/>
2. During 1997, did you rent out your land for agricultural production?	YES <input type="checkbox"/>	NO <input type="checkbox"/>
3. During 1997, did you participate as a partner, investor or corporate member of a farm or ranch operated by someone else?	YES <input type="checkbox"/>	NO <input type="checkbox"/>
4. Did you retire from farming or ranching before January 1, 1997?	YES <input type="checkbox"/>	NO <input type="checkbox"/>
5. Did you used to be involved in an agricultural operation?	YES <input type="checkbox"/>	NO <input type="checkbox"/>
6. Was the farm or ranch sold before January 1, 1997?	YES <input type="checkbox"/>	NO <input type="checkbox"/>
7. During 1997, did you participate in agricultural activities other than agriculture production, such as farm supplier, feed mill operator, provider of custom work, farm market owner, etc.?	YES <input type="checkbox"/>	NO <input type="checkbox"/>
8. Is there any other reason you were not involved in agriculture during 1997?	YES <input type="checkbox"/>	NO <input type="checkbox"/>

[If YES ask:]
What is the reason?

STEP 9: CONCLUSION: [Conclude the interview.] Thank you for your help.

Enumerator Name:	Date:
------------------	-------

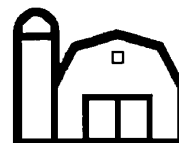
[ENUMERATOR NOTE: Complete disposition code box on top right of page 1.]

NOTICE: Response to this inquiry is required by law (*Title 7, U.S. Code*). By the same law, **YOUR REPORT IS CONFIDENTIAL** and will only be used for statistical purposes. Your report **CANNOT** be used for purposes of taxation, investigation or regulation. The law also provides that copies retained in your files are immune from legal processes.

OMB No. - 0535-0230

Approval Expires - 11/30/00

Form 97-A90



AG CENSUS USA

**EVALUATION OF
1997 CENSUS
OF AGRICULTURE**

Please return your completed report in the enclosed postage paid envelope to your State Agricultural Statistics Service Office.

Please correct errors in name, address and ZIP Code. **ENTER** street address if not shown.

THANK YOU FOR YOUR RESPONSE TO THE 1997 CENSUS OF AGRICULTURE.

YOU CAN HELP US AGAIN BY COMPLETING THIS QUESTIONNAIRE.

What is the purpose of this questionnaire?

We are evaluating the 1997 Census of Agriculture. The results of this study will measure the number of farms and ranches that were incorrectly counted -- some may have been counted when they should not have been and others may have been missed. Some farms may have been counted more than once. These errors result from inaccurate or incomplete information, as well as differences in the way the census of agriculture and others define a "farm" or "ranch". Although this questionnaire collects information similar to the census of agriculture report form, your answers will help us identify and measure these errors.

Why am I receiving this questionnaire?

Results from past censuses have shown that contacting some respondents a second time helps identify problems in our census processes. Since this follow-up is expensive, we only contact a small sample of census respondents. The information you provide will represent many others who do not receive this questionnaire.

What if I did not produce agricultural products in 1997 or do not consider myself a farmer or rancher?

Even if you had no agricultural operations, please complete the appropriate sections and return this form. Your information will help to accurately measure the number of operations incorrectly counted in the census.

Is my response required?

Yes, by law (*Title 7, United States Code*).

Will my answers be kept confidential?

Yes, by the same law (*Title 7, U.S. Code*), your response to the census of agriculture is kept confidential. It can only be used to prepare statistical summaries that will not reveal information about you as an individual.

When is the questionnaire due?

We need your response within 10 days. Fill out the enclosed questionnaire and return it in the postage paid envelope provided. Please give the information even if you already answered these questions in the census.

Thank you for taking part in this effort to improve the quality of agricultural statistics.

Sincerely,



Rich Allen
Chairperson
Agricultural Statistics Board
National Agricultural Statistics Service

Continue On Page 2

STEP 1:

These questions are about the ways you or any member of your household may be involved in agriculture. It is important that you answer these questions because the census of agriculture's definition of a "farm" includes a broad variety of activities, some of which you may not consider agriculture.

Please answer these questions for the person or operation named on the mailing label.

1. At any time during 1997, did you plant, grow, sell or have any crops?

For example:

- Fruit, nut or citrus trees
- Vegetables, melons or berries
- Hay or haylage
- Grains, oil seeds or field crops
- Dry beans, rice or potatoes
- Tobacco
- Grapevines
- Maple sap
- Other crops

YES NO

DO NOT INCLUDE crops grown for home use

2. At any time during 1997, did you plant, grow, sell or have any greenhouse or nursery crops?

For example:

- Mushrooms or sod
- Christmas trees
- Bulbs, flowers or flower seeds
- Vegetable seeds or plants
- Vegetables under protection
- Other greenhouse or nursery crops

YES NO

3. At any time during 1997, did you raise, sell or keep any livestock?

For example:

- Horses, ponies or other equine
- Fish or shellfish in captivity
- Chickens or other poultry
- Mink or rabbits
- Llamas, emus or ostriches
- Bees for honey
- Cattle, hogs, sheep or goats
- Livestock grown for home use or as a hobby
- Other livestock

YES NO

4. During 1997, did you grow or raise crops, livestock, poultry or their products that were sold directly to individual customers?

For example:

- Roadside stands
- Farmers' markets
- Pick-your-own
- Sales at your door
- Door-to-door

YES NO

5. Did you have any pastureland or rangeland in 1997, including cropland or woodland used only for pasture?

YES NO

6. During 1997, were you involved in the day-to-day decisions for an agricultural operation?

YES NO

7. Did you receive payments in 1997 for participation in Federal farm programs?

For example:

- Conservation Reserve Program (CRP) or Wetlands Reserve Program (WRP) payments
- Disaster payments
- Soil conservation payments
- Indemnity program payments

YES NO

If you answered YES to ANY of the above questions, CONTINUE with STEP 2 on page 3. If you answered NO to ALL of the above questions, SKIP to STEP 9, on page 8.

Continue On Page 3

STEP 2:

This step asks about the **NUMBER OF ACRES** that were owned or used at any time during 1997 by the person or operation named on the mailing label. Include all land owned, rented or used by you, your spouse or by the partnership, corporation or organization for which you are reporting.

The land does not have to be "agricultural" and it does not have to be located in a single place.

INCLUDE:

- Cropland
- Pastureland/rangeland
- Idle land
- Woodland
- Farmstead
- Conservation Reserve Program (CRP) land
- Wetlands Reserve Program (WRP) land
- Wasteland, roads or ditches
- Ponds or wetlands
- Buildings or structures
- Other land

1. How many acres of land were owned during 1997? NONE + acres

2. In 1997, how many acres of land were rented or leased **FROM OTHERS**?

INCLUDE:

- Land worked by you on shares
- Land used rent free
- Leased Federal, State or railroad land
- Land used in exchange for services or payment of taxes

DO NOT INCLUDE land used on a per-head or Animal Unit Month (AUM) basis under a grazing permit

3. In 1997, how many acres of land were rented or leased **TO OTHERS**? NONE + acres

INCLUDE:

- Land worked on shares by others
- Land subleased
- Land used rent free
- Land used in exchange for services or payment of taxes

4. Please add *question 1* and *question 2*, then subtract *question 3*. NONE - acres

The resulting **acreage** is your "**CENSUS PLACE**", and should be used for completing this questionnaire NONE = CENSUS PLACE

STEP 3:

These questions are about some of the ways the acres in your **CENSUS PLACE** were used in 1997.

DO NOT INCLUDE land rented to others

1. Of the land in your **CENSUS PLACE** (acres calculated in **Step 2, question 4**):

a. How many acres were cropland which was harvested? acres

b. How many acres were cropland on which all crops failed? acres

DO NOT INCLUDE orchards, groves and vineyards on which the crop failed

c. How many acres were pastureland or rangeland? acres

INCLUDE cropland and woodland used only for pasture

d. How many acres were any other type of land, such as land in woodland, farmsteads, ponds, wetlands, roads, wasteland, idle land, etc.? acres

2. How many acres were under the **Conservation Reserve Program (CRP)** or **Wetlands Reserve Program (WRP)**? acres

Continue On Page 4

STEP 4:

This step asks about the CROPS that were HARVESTED from your CENSUS PLACE in 1997. Please provide information about all crops, including those grown under contract.

INCLUDE the landlord's share of harvest

DO NOT INCLUDE crops grown on land rented TO others

Number of Acres Harvested in 1997	Quantity Harvested in 1997
-----------------------------------	----------------------------

1. For each of the following crops, report the number of acres and quantity harvested from your CENSUS PLACE in 1997:

a. Alfalfa and alfalfa mixtures for dry hay

- INCLUDE CRP land hayed
- If two or more cuttings were made from the same acres, report acres only once

NONE

... tons, dry

b. All other dry hay, grass silage, haylage and green chop

INCLUDE grain hay, tame hay and wild hay

tons, dry

c. Corn for grain or seed

bu.

d. Soybeans for beans

bu.

e. Wheat for grain INCLUDE winter, spring, and durum wheat

bu.

f. Cotton

bales

g. Tobacco (all types)

lbs.

h. Vegetables, sweet corn, melons, etc. for sale

DO NOT INCLUDE vegetables grown for home use

2. In 1997, how many acres of land were in bearing or nonbearing fruit orchards, citrus or other groves, vineyards, or nut trees of all ages?

DO NOT INCLUDE abandoned acres

3. Were any other crops harvested from your CENSUS PLACE in 1997?

For example:

- Oats, barley, sorghum or other grains
- Potatoes
- Field seeds
- Nursery or greenhouse crops
- Dry beans, dry peas or rice
- Peanuts
- Berries
- All other crops

YES [Enter the crop name(s), number of acres, quantity harvested and units below.]

NO [Go to Step 5, on page 5.]

Name of Crop	Number of Acres Harvested in 1997	Quantity Harvested in 1997	Units

(If more space is needed, use a separate sheet of paper.)

Continue On Page 5

STEP 5:

This step asks about the **LIVESTOCK and POULTRY** on your **CENSUS PLACE**. Please include livestock and poultry present on December 31, 1997, no matter who owned them.

INCLUDE livestock grown for others on a contract basis

1. For each of the following types of livestock, report the number on your **CENSUS PLACE December 31, 1997**, regardless of ownership:

NONE	Number on your CENSUS PLACE December 31, 1997
<input type="checkbox"/>	
<input type="checkbox"/>	
<input type="checkbox"/>	
<input type="checkbox"/>	
<input type="checkbox"/>	
<input type="checkbox"/>	

- a. Beef cows and beef heifers that had calved
- b. Milk cows, dry milk cows and milk heifers that had calved
- c. Other cattle and calves
INCLUDE heifers, heifer calves, steers, steer calves, bulls and bull calves
- d. Hogs and pigs of all ages
- e. Sheep and lambs of all ages

2. Were any other livestock or poultry, regardless of ownership, on your **CENSUS PLACE December 31, 1997**?

For example:

- Chickens, turkeys or broilers
- Ducks, geese or other poultry
- Horses or ponies
- Fish in captivity
- Sheep or goats
- Bees
- Mink or rabbits
- All other livestock

- YES** - [Enter the kind and number of livestock or poultry below.]
- NO** - [Go to **Step 6**.]

Kind of Livestock, Poultry or Animal Specialty	Number on your CENSUS PLACE December 31, 1997

(If more space is needed, use a separate sheet of paper.)

STEP 6:

1. In what county was the largest value of your agricultural products raised or produced in 1997?

Principal County	County Name	State	Number of Acres
Other Counties			

a. If you also had agricultural operations in any other county(ies), enter the county name(s), etc.

2. Please provide names and mailing addresses of the landlords **FROM** whom you rented land, used land rent free or worked land on shares (*acres reported in Step 2, question 2*). If you had more than three landlords, provide information for the three largest acreages.

Name of Landlord	Mailing Address, City, State, ZIP Code	Number of Acres

3. Provide names and mailing addresses of the persons **TO** whom you rented land (*acres reported in Step 2, question 3*). If you rented land to more than three persons, provide information for the three largest acreages.

Name of Tenant	Mailing Address, City, State, ZIP Code	Number of Acres

4. How many of the acres rented or leased **TO OTHERS** did you own? NONE acres

Continue On Page 6

STEP 7:

This step asks for information about any person(s) who may have been involved in your CENSUS PLACE during 1997. We know that our mailing list contains outdated addresses as well as duplicates and we need to make sure we count each "farm" or "ranch" only once.

1. What is the name of the person making the majority of the management decisions regarding your CENSUS PLACE?

This person will be referred to as the **OPERATOR** of your CENSUS PLACE

First Name:

Middle Name:

Last Name:

2. What is the name of the operator's SPOUSE?

First Name:

Middle Name:

Last Name:

3. Does the operator live on your CENSUS PLACE?

- YES
 NO

4. At which occupation did the operator spend the majority (50 percent or more) of his/her worktime in 1997?

- Farming or Ranching
 Other

5. In what year did the operator begin to operate any part of your CENSUS PLACE?

Year

6. What was the operator's age on December 31, 1997?

Years of age

7. What is the race of the operator?

- White
 Black, African American or Negro
 American Indian
 Asian or Pacific Islander
 Other - (Specify):

8. What is the operator's sex?

- Male
 Female

9. Is the operator of Spanish, Hispanic or Latino origin or background, regardless of race?

- YES
 NO

10. In the past two years, has the operator received mail at any address other than the one shown on the mail label?

INCLUDE address changes made by the post office

- YES - [Enter the other address below.]
 NO - [Go to question 11.]

Mailing Address, City, State, ZIP Code:

11. Was any farm/ranch or business name, other than the name on the mailing label, used for your CENSUS PLACE in 1997?

- YES - [Enter the other name and address below.]
 NO - [Go to question 12.]

Farm or Business Name:

Mailing Address, City, State, ZIP Code:

Continue On Page 7

STEP 7:

(Continued)

12. Which type of organization best describes your **CENSUS PLACE** in 1997?

- Individual or family operation (sole proprietorship) (Excluding partnerships or corporations)
- Partnership operation (Including family partnerships)
- Corporation - incorporated under State law (Including family-held corporations)
- Other - such as estate or trust, prison farm, grazing association, Indian reservation, etc.

(Specify):

13. At any time during 1997, were there any other individuals associated with the operation of your **CENSUS PLACE**?

For example:

- Partners, relatives, managers or other associated persons (but not hired help)
- All individuals whether they lived on or off your **CENSUS PLACE**

- YES - [Enter the information for each person below.]
- NO - [Go to Step 8.]

Name	Mailing Address, City, State, ZIP Code	Family relationship of this individual to operator of CENSUS PLACE	Business relationship of this individual to operator of CENSUS PLACE

(If more space is needed, use a separate sheet of paper.)

STEP 8:

This step asks about the total gross value of sales and government payments for your **CENSUS PLACE** in 1997.

1. What was the total gross value of sales for your **CENSUS PLACE** in 1997?

INCLUDE:

- Sales of all crops, livestock, poultry and livestock products (milk, eggs, etc.) sold in 1997
- The value of products removed for all crops, livestock and poultry produced under production contracts in 1997
- Sales of all miscellaneous agricultural products in 1997
- The value of government CCC loans received in 1997
- Landlord's share of crops sold in 1997

DO NOT INCLUDE payments for participation in Federal farm programs
DO NOT INCLUDE income received in payment for the use of land

- | | |
|--|--|
| <input type="checkbox"/> None
<input type="checkbox"/> Less than \$1,000
<input type="checkbox"/> \$ 1,000 to \$ 2,499
<input type="checkbox"/> \$ 2,500 to \$ 4,999
<input type="checkbox"/> \$ 5,000 to \$ 9,999
<input type="checkbox"/> \$ 10,000 to \$24,999 | <input type="checkbox"/> \$ 25,000 to \$ 49,999
<input type="checkbox"/> \$ 50,000 to \$ 99,999
<input type="checkbox"/> \$ 100,000 to \$249,999
<input type="checkbox"/> \$ 250,000 to \$499,999
<input type="checkbox"/> \$ 500,000 to \$999,999
<input type="checkbox"/> \$1,000,000 or more |
|--|--|

2. Please list the crops, livestock, poultry or their products sold or removed from your **CENSUS PLACE** in 1997:

3. What was the total amount received in 1997 for participation in Federal farm programs?

NONE

\$00

Continue with Step 10, On Page 8

STEP 9:

Complete this step **ONLY** if you answered "NO" to ALL questions in Step 1.

Please answer these questions for the person or operation named on the mailing label.

- | | | |
|--|--------------------------|--------------------------|
| 1. Was all of your land removed from agricultural production before January 1, 1997 ? | YES | NO |
| | <input type="checkbox"/> | <input type="checkbox"/> |
| 2. During 1997 , did you rent out your land for agricultural production? | YES | NO |
| | <input type="checkbox"/> | <input type="checkbox"/> |
| 3. During 1997 , did you participate as a partner, investor or corporate member of a farm or ranch operated by someone else? | YES | NO |
| | <input type="checkbox"/> | <input type="checkbox"/> |
| 4. Did you retire from farming or ranching before January 1, 1997 ? | YES | NO |
| | <input type="checkbox"/> | <input type="checkbox"/> |
| 5. Are you no longer involved in an agricultural operation? | YES | NO |
| | <input type="checkbox"/> | <input type="checkbox"/> |
| 6. Was the farm or ranch sold before January 1, 1997 ? | YES | NO |
| | <input type="checkbox"/> | <input type="checkbox"/> |
| 7. During 1997 , did you participate in agricultural activities other than agriculture production, such as farm supplier, feed mill operator, provider of custom work, farm market owner, etc.? | YES | NO |
| | <input type="checkbox"/> | <input type="checkbox"/> |
| 8. Is there any other reason you were not involved in agriculture during 1997 ? | YES | NO |
| | <input type="checkbox"/> | <input type="checkbox"/> |

If **YES**, please specify:

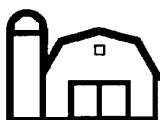
STEP 10:

Person completing this report - Please Print

Name:	Date:	Telephone:
		()
		(Area Code) (Number)

THANK YOU FOR YOUR HELP.

*Please place this form in the enclosed postage paid envelope and mail to your **State Agricultural Statistics Service.***



AG CENSUS USA

According to the Paperwork Reduction Act of 1995, no persons are required to respond to a collection of information unless it displays a valid OMB control number. The time required to complete this information collection is estimated to average 15 minutes per response.