


1997 Census of Agriculture County Profile

United States Department of Agriculture
Tennessee Agricultural Statistics Service



SULLIVAN TENNESSEE

Land in farms

Decreased 7 percent from 92,773 acres in 1992 to 86,402 acres in 1997.

Average size of farms

Decreased 6 percent from 70 acres in 1992 to 66 acres in 1997.

Full time farms

Decreased 13 percent from 511 farms in 1992 to 444 farms in 1997.

Market value of agricultural products sold

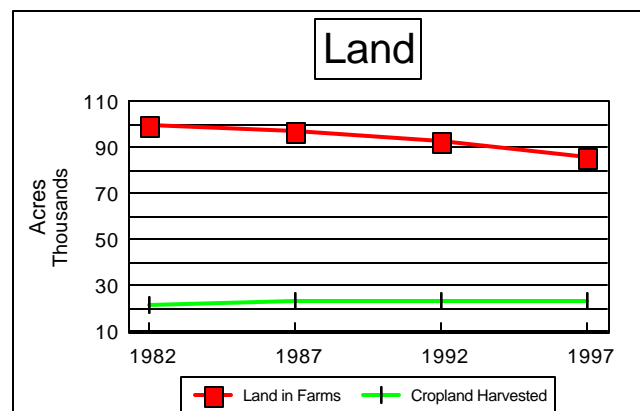
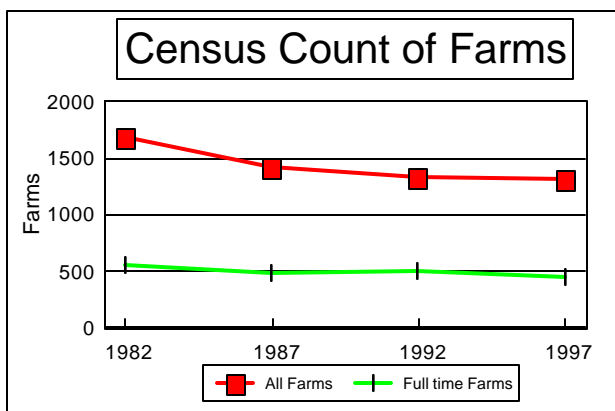
Decreased 18 percent to \$18,253,000 in 1997.

Crop sales accounted for 39 percent of the market value.

Livestock sales accounted for 61 percent of the market value.

Market value of agricultural products sold, average per farm

Decreased 17 percent from \$16,768 in 1992 to \$13,880 in 1997.



1997 Census of Agriculture County Profile

United States Department of Agriculture, Tennessee Agricultural Statistics Service

SULLIVAN

TENNESSEE

Ranked Items Within State and U.S., 1997

| Item | Quantity | State | | U.S. | |
|---|----------|-------|-----------|-------|-----------|
| | | Rank | Universe* | Rank | Universe* |
| MARKET VALUE OF AGRICULTURAL PRODUCTS SOLD (\$1,000) | | | | | |
| Total value of agricultural products sold | 18,253 | 46 | 95 | 2,177 | 3,076 |
| Value of livestock and poultry | 11,112 | 34 | 95 | 1,778 | 3,069 |
| Value of crops including nursery | 7,140 | 38 | 95 | 1,944 | 3,070 |
| TOP FIVE ALL COMMODITIES - VALUE OF SALES (\$1,000) | | | | | |
| Cattle and calves | 8,287 | 14 | 95 | 1,052 | 3,063 |
| Tobacco | 3,575 | 15 | 75 | 191 | 580 |
| Nursery and greenhouse crops | 2,790 | 15 | 93 | 582 | 2,790 |
| Dairy products | 2,109 | 32 | 84 | 1,032 | 2,563 |
| Horses and ponies | 621 | 9 | 95 | 205 | 3,015 |
| TOP FIVE COMMODITIES - LIVESTOCK SOLD (number) | | | | | |
| Cattle and calves sold | 19,364 | 16 | 95 | 1,023 | 3,063 |
| Ducks, geese, and other poultry sold | 3,465 | 9 | 75 | 465 | 2,200 |
| Rabbits and their pelts sold | (D) | 8 | 47 | 350 | 1,593 |
| Hogs and pigs sold | 228 | 81 | 94 | 2,359 | 2,976 |
| Horses and ponies sold | 190 | 16 | 95 | 384 | 3,015 |
| TOP FIVE COMMODITIES - LIVESTOCK INVENTORY (number) | | | | | |
| Cattle and calves inventory | 29,386 | 27 | 95 | 1,155 | 3,064 |
| Ducks, geese, and other poultry inventory | 3,689 | 7 | 94 | 304 | 2,884 |
| Horse and pony inventory | 1,483 | 17 | 95 | 378 | 3,066 |
| All goat inventory | 554 | 30 | 95 | 423 | 2,983 |
| Layers 20 weeks and older inventory | 524 | 49 | 94 | 1,646 | 3,002 |
| TOP FIVE COMMODITIES - CROP AREA | | | | | |
| Hay crops-acres | 21,085 | 28 | 95 | 984 | 3,061 |
| Corn for silage-acres | 1,348 | 18 | 88 | 888 | 2,473 |
| Tobacco-acres | 1,140 | 15 | 75 | 187 | 583 |
| Corn for grain-acres | 530 | 74 | 95 | 2,042 | 2,691 |
| Land used for vegetables-acres | 67 | 42 | 92 | 1,427 | 2,741 |

Some counties do not have five commodities in a group.

Other County Summary Highlights

| Item | 1997 | 1992 | Percent Change |
|--|--------|--------|----------------|
| Farms by value of sales: | | | |
| Less than \$10,000 | 1,023 | 984 | 4 |
| \$10,000 or more | 292 | 347 | -16 |
| Total farm production expenses\$1,000.. | 13,143 | 18,057 | -27 |
| Average per farmdollars.. | 9,994 | 13,556 | -26 |
| Net cash return from agricultural sales | | | |
| for the farm unit\$1,000.. | 4,076 | 3,933 | 4 |
| Average per farmdollars.. | 3,100 | 2,953 | 5 |
| Farms by type of organization: | | | |
| Individual or family | 1,196 | 1,221 | -2 |
| Partnership or corporation | 109 | 106 | 3 |
| Other | 10 | 4 | 150 |
| OPERATOR CHARACTERISTICS | | | |
| Operators by principal occupation: | | | |
| Farming | 444 | 511 | -13 |
| Other | 871 | 820 | 6 |
| Operators by sex: | | | |
| Male | 1,162 | 1,190 | -2 |
| Female | 153 | 141 | 9 |
| Operators by race: | | | |
| White | 1,305 | 1,329 | -2 |
| Black and other races | 10 | 2 | 400 |
| Average age of operator | 57.4 | 57.0 | 1 |

(D) Cannot be disclosed. See "Census of Agriculture Volume 1 Geographic Area Series" for complete footnotes.

* Universe is number of counties in state or U.S. with item.