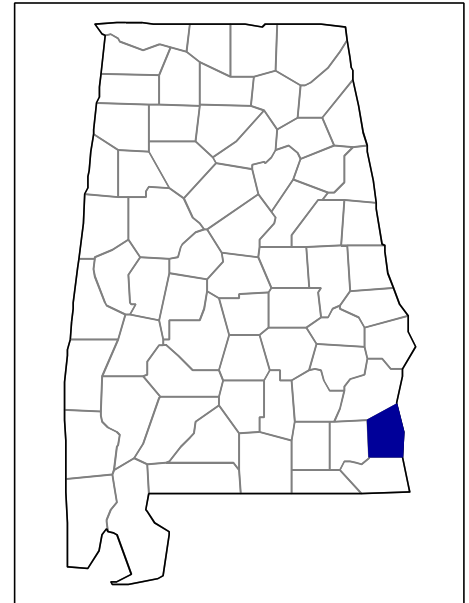


2002 Census of Agriculture County Profile

Henry, Alabama



Number of farms

346 farms in 2002, 404 farms in 1997, down 14 percent.

Land in farms

150,838 acres in 2002, 168,108 acres in 1997, down 10 percent.

Average size of farm

436 acres in 2002, 416 acres in 1997, up 5 percent.

Market Value of Production

\$26,164,000 in 2002, \$28,252,000 in 1997, down 7 percent.

Crop sales accounted for \$14,011,000 of the total value in 2002.

Livestock sales accounted for \$12,153,000 of the total value in 2002.

Market Value of Production, average per farm

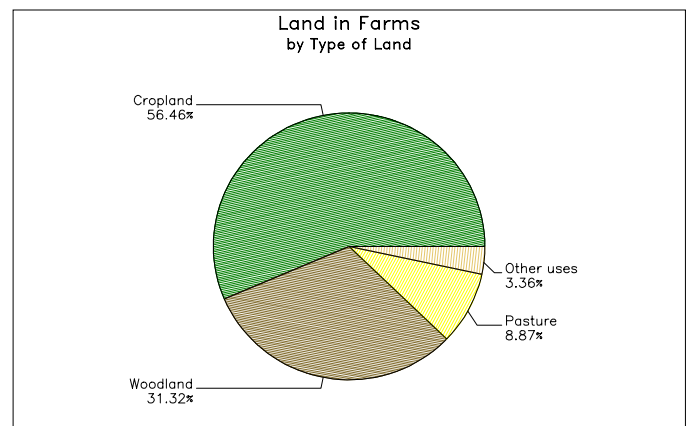
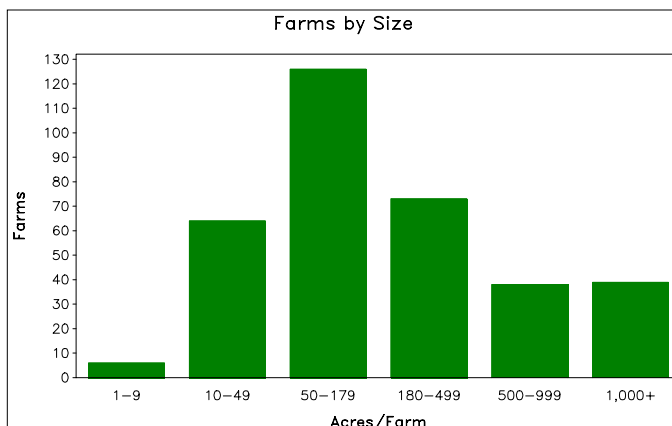
\$75,617 in 2002, \$69,932 in 1997, up 8 percent.

Government Payments

\$2,630,000 in 2002, \$736,000 in 1997, up 257 percent.

Government Payments, average per farm receiving payments

\$16,137 in 2002, \$4,720 in 1997, up 242 percent.



**2002 Census of Agriculture
County Profile
United States Department of Agriculture, Alabama Agricultural Statistics Service**

Henry, Alabama

Ranked items among the 67 state counties and 3,078 U.S. counties, 2002

Item	Quantity	State Rank	Universe ¹	U.S. Rank	Universe ¹
MARKET VALUE OF AGRICULTURAL PRODUCTS SOLD (\$1,000)					
Total value of agricultural products sold	26,164	40	67	1,848	3,075
Value of crops including nursery and greenhouse	14,011	12	67	1,434	3,070
Value of livestock, poultry, and their products	12,153	45	67	1,713	3,070
VALUE OF SALES BY COMMODITY GROUP (\$1,000)					
Grains, oilseeds, dry beans, and dry peas	956	18	66	1,781	2,871
Tobacco	-	-	3	-	560
Cotton and cottonseed	3,880	10	56	205	656
Vegetables, melons, potatoes, and sweet potatoes	(D)	(D)	66	(D)	2,747
Fruits, tree nuts, and berries	311	13	67	712	2,638
Nursery, greenhouse, floriculture, and sod	(D)	(D)	62	(D)	2,708
Cut Christmas trees and short rotation woody crops	-	-	34	-	1,774
Other crops and hay	8,573	2	67	161	3,046
Poultry and eggs	8,462	36	66	500	2,918
Cattle and calves	3,436	41	67	1,811	3,053
Milk and other dairy products from cows	(D)	(D)	54	(D)	2,493
Hogs and pigs	148	18	66	1,345	2,919
Sheep, goats, and their products	9	49	66	2,364	2,997
Horses, ponies, mules, burros, and donkeys	48	58	67	2,371	3,014
Aquaculture	7	42	62	1,022	1,520
Other animals and other animal products	(D)	(D)	60	(D)	2,727
TOP LIVESTOCK INVENTORY ITEMS (number)					
Broilers and other meat-type chickens	700,536	35	65	340	2,599
Cattle and calves	17,142	35	67	1,600	3,059
Hogs and pigs	474	26	65	1,659	2,926
Horses and ponies	371	59	67	2,438	3,065
Layers 20 weeks old and older ³	(D)	(D)	67	(D)	2,983
TOP CROP ITEMS (acres)					
Peanuts	26,853	2	29	5	398
All Cotton	21,753	7	57	160	663
Forage - land used for all hay and haylage, grass silage, and greenchop	6,522	56	67	2,118	3,059
Corn for grain	2,856	21	67	1,459	2,592
All Wheat for grain	2,431	8	58	1,211	2,517

Other County Highlights

Economic Characteristics	Quantity	Operator Characteristics	Quantity
Farms by value of sales		Principal operators by primary occupation:	
Less than \$1,000	84	Farming	194
\$1,000 to \$2,499	35	Other	152
\$2,500 to \$4,999	21	Principal operators by sex:	
\$5,000 to \$9,999	41	Male	326
\$10,000 to \$19,999	45	Female	20
\$20,000 to \$24,999	10	Average age of principal operator (years)	54.6
\$25,000 to \$39,999	26	All operators ² by race:	
\$40,000 to \$49,999	8	White	445
\$50,000 to \$99,999	22	Black or African American	24
\$100,000 to \$249,999	28	American Indian or Alaska Native	-
\$250,000 to \$499,999	14	Native Hawaiian or Other Pacific Islander	-
\$500,000 or more	12	Asian	-
Total farm production expenses (\$1,000)	32,618	More than one race	-
Average per farm (\$)	94,001	All operators ² of Spanish, Hispanic, or Latino Origin	3
Net cash farm income of operation (\$1,000)	2,420		
Average per farm (\$)	6,973		

(D) Cannot be disclosed. (Z) Less than half of the unit shown. See "Census of Agriculture, Volume 1, Geographic Area Series" for complete footnotes.

¹ Universe is number of counties in state or U.S. with item.

² Data were collected for a maximum of three operators per farm.

³ Items with a rank that cannot be disclosed are separated by a blank line, position in table does not indicate rank.