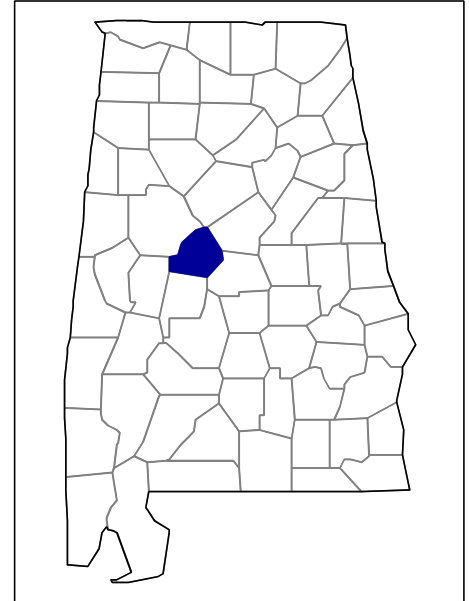


# 2002 Census of Agriculture County Profile

## Bibb, Alabama



### Number of farms

187 farms in 2002, 214 farms in 1997, down 13 percent.

### Land in farms

44,893 acres in 2002, 51,507 acres in 1997, down 13 percent.

### Average size of farm

240 acres in 2002, 241 acres in 1997, down slightly.

### Market Value of Production

\$1,666,000 in 2002, \$2,100,000 in 1997, down 21 percent.

Crop sales accounted for \$416,000 of the total value in 2002.

Livestock sales accounted for \$1,250,000 of the total value in 2002.

### Market Value of Production, average per farm

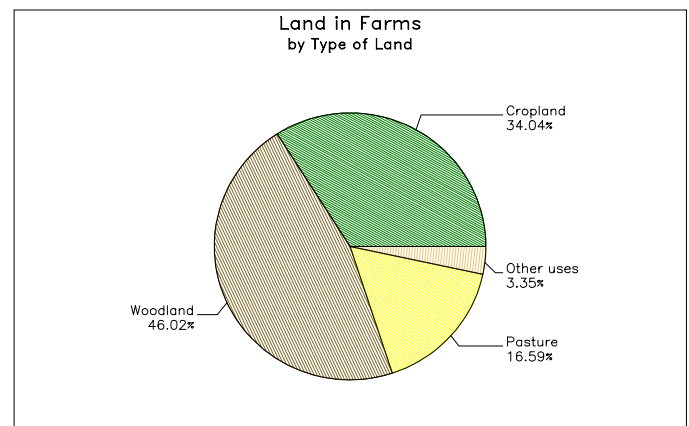
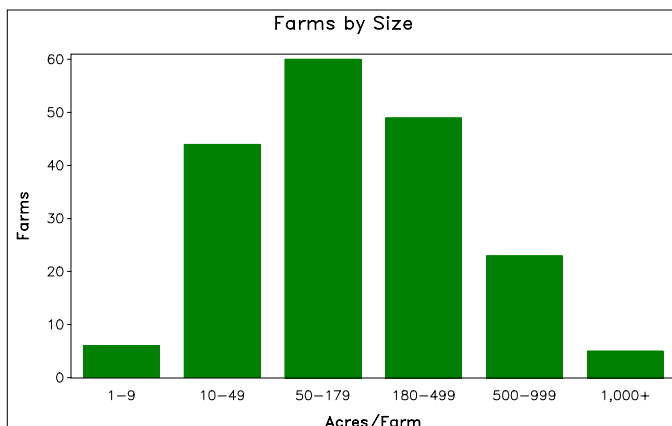
\$8,907 in 2002, \$9,812 in 1997, down 9 percent.

### Government Payments

\$93,000 in 2002, \$144,000 in 1997, down 35 percent.

### Government Payments, average per farm receiving payments

\$2,110 in 2002, \$4,979 in 1997, down 58 percent.



**2002 Census of Agriculture  
County Profile  
United States Department of Agriculture, Alabama Agricultural Statistics Service**

**Bibb, Alabama**

**Ranked items among the 67 state counties and 3,078 U.S. counties, 2002**

Item	Quantity	State Rank	Universe <sup>1</sup>	U.S. Rank	Universe <sup>1</sup>
<b>MARKET VALUE OF AGRICULTURAL PRODUCTS SOLD (\$1,000)</b>					
Total value of agricultural products sold	1,666	66	67	2,969	3,075
Value of crops including nursery and greenhouse	416	63	67	2,920	3,070
Value of livestock, poultry, and their products	1,250	66	67	2,833	3,070
<b>VALUE OF SALES BY COMMODITY GROUP (\$1,000)</b>					
Grains, oilseeds, dry beans, and dry peas	(D)	(D)	66	(D)	2,871
Tobacco	-	-	3	-	560
Cotton and cottonseed	-	-	56	-	656
Vegetables, melons, potatoes, and sweet potatoes	144	31	66	1,527	2,747
Fruits, tree nuts, and berries	25	57	67	1,862	2,638
Nursery, greenhouse, floriculture, and sod	(D)	(D)	62	(D)	2,708
Cut Christmas trees and short rotation woody crops	-	-	34	-	1,774
Other crops and hay	221	55	67	2,480	3,046
Poultry and eggs	4	61	66	2,288	2,918
Cattle and calves	(D)	(D)	67	(D)	3,053
Milk and other dairy products from cows	-	-	54	-	2,493
Hogs and pigs	-	-	66	-	2,919
Sheep, goats, and their products	3	60	66	2,726	2,997
Horses, ponies, mules, burros, and donkeys	34	62	67	2,548	3,014
Aquaculture	(D)	(D)	62	(D)	1,520
Other animals and other animal products	(D)	(D)	60	(D)	2,727
<b>TOP LIVESTOCK INVENTORY ITEMS (number)</b>					
Cattle and calves	4,963	66	67	2,528	3,059
Layers 20 weeks old and older	300	55	67	2,255	2,983
Horses and ponies	220	67	67	2,782	3,065
All Goats	168	63	67	1,959	2,971
Broilers and other meat-type chickens	68	56	65	1,974	2,599
<b>TOP CROP ITEMS (acres)</b>					
Forage - land used for all hay and haylage, grass silage, and greenchop	4,390	63	67	2,387	3,059
Corn for grain	167	59	67	2,223	2,592
All Vegetables harvested	85	36	66	1,320	2,710
Pecans	56	36	66	541	1,194
Soybeans	(D)	50	54	(D)	2,076

**Other County Highlights**

Economic Characteristics	Quantity
Farms by value of sales	
Less than \$1,000	56
\$1,000 to \$2,499	25
\$2,500 to \$4,999	33
\$5,000 to \$9,999	30
\$10,000 to \$19,999	25
\$20,000 to \$24,999	3
\$25,000 to \$39,999	3
\$40,000 to \$49,999	3
\$50,000 to \$99,999	8
\$100,000 to \$249,999	1
\$250,000 to \$499,999	-
\$500,000 or more	-
Total farm production expenses (\$1,000)	1,475
Average per farm (\$)	7,888
Net cash farm income of operation (\$1,000)	420
Average per farm (\$)	2,246

Operator Characteristics	Quantity
Principal operators by primary occupation:	
Farming	94
Other	93
Principal operators by sex:	
Male	170
Female	17
Average age of principal operator (years)	57.7
All operators <sup>2</sup> by race:	
White	235
Black or African American	6
American Indian or Alaska Native	-
Native Hawaiian or Other Pacific Islander	-
Asian	-
More than one race	1
All operators <sup>2</sup> of Spanish, Hispanic, or Latino Origin	1

(D) Cannot be disclosed. (Z) Less than half of the unit shown. See "Census of Agriculture, Volume 1, Geographic Area Series" for complete footnotes.

<sup>1</sup> Universe is number of counties in state or U.S. with item.

<sup>2</sup> Data were collected for a maximum of three operators per farm.