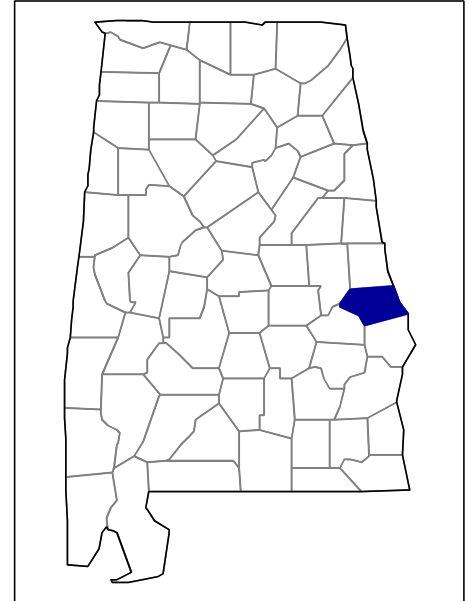


# 2002 Census of Agriculture County Profile

## Lee, Alabama



### Number of farms

336 farms in 2002, 434 farms in 1997, down 23 percent.

### Land in farms

74,039 acres in 2002, 85,588 acres in 1997, down 13 percent.

### Average size of farm

220 acres in 2002, 197 acres in 1997, up 12 percent.

### Market Value of Production

\$28,940,000 in 2002, \$20,302,000 in 1997, up 43 percent.

Crop sales accounted for (D) of the total value in 2002.

Livestock sales accounted for (D) of the total value in 2002.

### Market Value of Production, average per farm

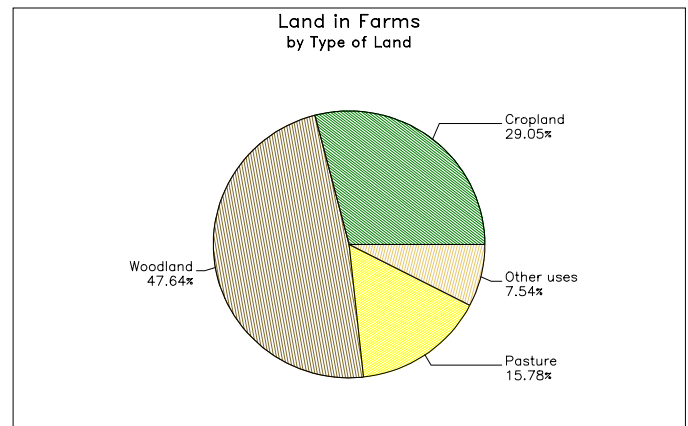
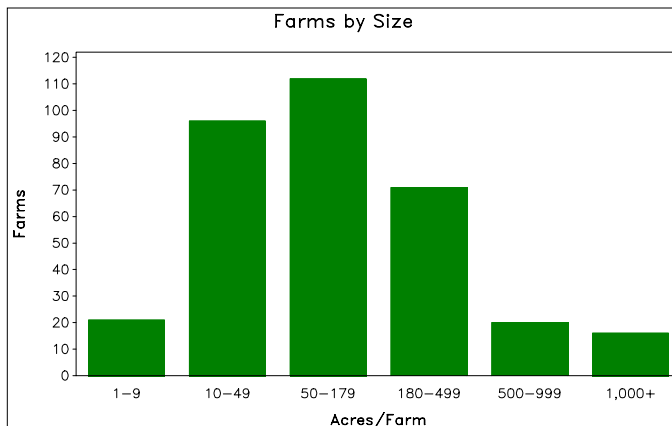
\$86,130 in 2002, \$46,778 in 1997, up 84 percent.

### Government Payments

\$302,000 in 2002, \$310,000 in 1997, down 3 percent.

### Government Payments, average per farm receiving payments

\$3,599 in 2002, \$5,845 in 1997, down 38 percent.



**2002 Census of Agriculture  
County Profile  
United States Department of Agriculture, Alabama Agricultural Statistics Service**

**Lee, Alabama**

**Ranked items among the 67 state counties and 3,078 U.S. counties, 2002**

Item	Quantity	State Rank	Universe <sup>1</sup>	U.S. Rank	Universe <sup>1</sup>
<b>MARKET VALUE OF AGRICULTURAL PRODUCTS SOLD (\$1,000)</b>					
Total value of agricultural products sold	28,940	36	67	1,738	3,075
Value of crops including nursery and greenhouse	(D)	(D)	67	(D)	3,070
Value of livestock, poultry, and their products	(D)	(D)	67	(D)	3,070
<b>VALUE OF SALES BY COMMODITY GROUP (\$1,000)</b>					
Grains, oilseeds, dry beans, and dry peas	(D)	(D)	66	(D)	2,871
Tobacco	-	-	3	-	560
Cotton and cottonseed	(D)	(D)	56	(D)	656
Vegetables, melons, potatoes, and sweet potatoes	(D)	(D)	66	(D)	2,747
Fruits, tree nuts, and berries	66	44	67	1,448	2,638
Nursery, greenhouse, floriculture, and sod	(D)	(D)	62	(D)	2,708
Cut Christmas trees and short rotation woody crops	(D)	(D)	34	(D)	1,774
Other crops and hay	(D)	(D)	67	(D)	3,046
Poultry and eggs	195	51	66	1,209	2,918
Cattle and calves	(D)	(D)	67	(D)	3,053
Milk and other dairy products from cows	(D)	(D)	54	(D)	2,493
Hogs and pigs	(D)	(D)	66	(D)	2,919
Sheep, goats, and their products	20	28	66	1,909	2,997
Horses, ponies, mules, burros, and donkeys	136	34	67	1,481	3,014
Aquaculture	458	11	62	279	1,520
Other animals and other animal products	16	25	60	1,625	2,727
<b>TOP LIVESTOCK INVENTORY ITEMS (number)</b>					
Cattle and calves	7,712	61	67	2,266	3,059
Layers 20 weeks old and older	(D)	38	67	(D)	2,983
Horses and ponies	796	30	67	1,574	3,065
Broilers and other meat-type chickens	655	49	65	1,021	2,599
Quail	(D)	23	42	(D)	1,412
<b>TOP CROP ITEMS (acres)</b>					
Forage - land used for all hay and haylage, grass silage, and greenchop	4,034	64	67	2,429	3,059
All Cotton	2,445	36	57	399	663
Pecans	(D)	15	66	(D)	1,194
All Wheat for grain	(D)	37	58	(D)	2,517
Soybeans	(D)	47	54	(D)	2,076

**Other County Highlights**

Economic Characteristics	Quantity
Farms by value of sales	
Less than \$1,000	87
\$1,000 to \$2,499	52
\$2,500 to \$4,999	43
\$5,000 to \$9,999	66
\$10,000 to \$19,999	39
\$20,000 to \$24,999	3
\$25,000 to \$39,999	14
\$40,000 to \$49,999	2
\$50,000 to \$99,999	18
\$100,000 to \$249,999	8
\$250,000 to \$499,999	3
\$500,000 or more	1
Total farm production expenses (\$1,000)	23,116
Average per farm (\$)	69,004
Net cash farm income of operation (\$1,000)	6,596
Average per farm (\$)	19,690

Operator Characteristics	Quantity
Principal operators by primary occupation:	
Farming	202
Other	134
Principal operators by sex:	
Male	299
Female	37
Average age of principal operator (years)	57.8
All operators <sup>2</sup> by race:	
White	434
Black or African American	25
American Indian or Alaska Native	2
Native Hawaiian or Other Pacific Islander	-
Asian	-
More than one race	3
All operators <sup>2</sup> of Spanish, Hispanic, or Latino Origin	6

(D) Cannot be disclosed. (Z) Less than half of the unit shown. See "Census of Agriculture, Volume 1, Geographic Area Series" for complete footnotes.

<sup>1</sup> Universe is number of counties in state or U.S. with item.

<sup>2</sup> Data were collected for a maximum of three operators per farm.