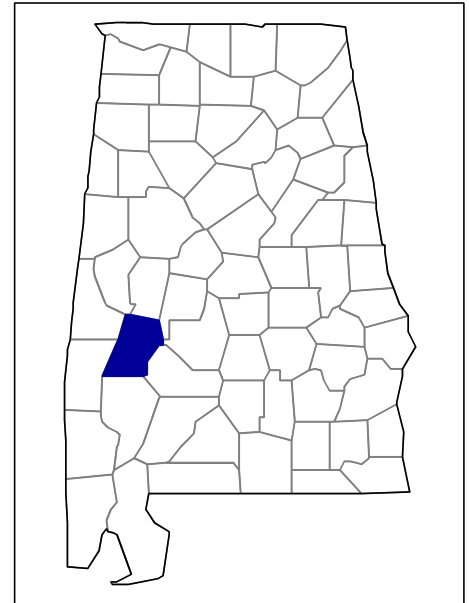


2002 Census of Agriculture County Profile

Marengo, Alabama



Number of farms

508 farms in 2002, 562 farms in 1997, down 10 percent.

Land in farms

188,892 acres in 2002, 212,078 acres in 1997, down 11 percent.

Average size of farm

372 acres in 2002, 377 acres in 1997, down 1 percent.

Market Value of Production

\$14,592,000 in 2002, \$15,007,000 in 1997, down 3 percent.

Crop sales accounted for \$1,693,000 of the total value in 2002.

Livestock sales accounted for \$12,899,000 of the total value in 2002.

Market Value of Production, average per farm

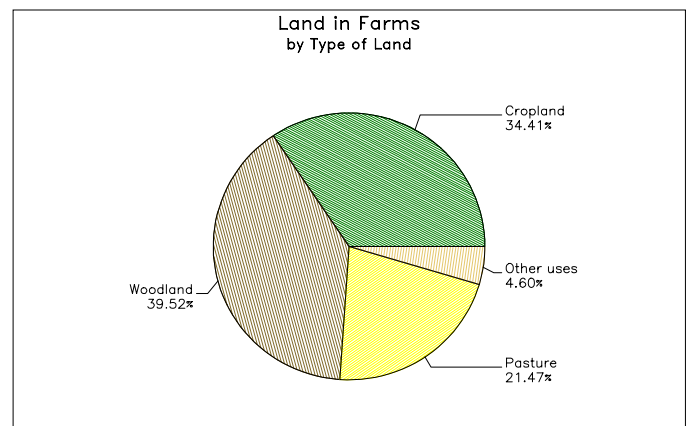
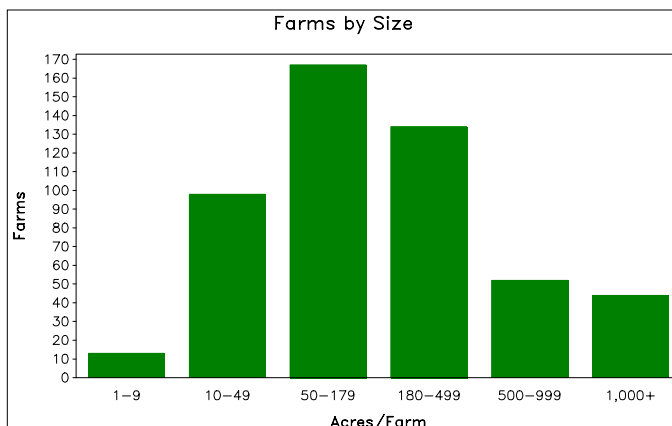
\$28,725 in 2002, \$26,703 in 1997, up 8 percent.

Government Payments

\$934,000 in 2002, \$1,020,000 in 1997, down 8 percent.

Government Payments, average per farm receiving payments

\$6,107 in 2002, \$7,966 in 1997, down 23 percent.



**2002 Census of Agriculture
County Profile
United States Department of Agriculture, Alabama Agricultural Statistics Service**

Marengo, Alabama

Ranked items among the 67 state counties and 3,078 U.S. counties, 2002

Item	Quantity	State Rank	Universe ¹	U.S. Rank	Universe ¹
MARKET VALUE OF AGRICULTURAL PRODUCTS SOLD (\$1,000)					
Total value of agricultural products sold	14,592	48	67	2,288	3,075
Value of crops including nursery and greenhouse	1,693	45	67	2,561	3,070
Value of livestock, poultry, and their products	12,899	42	67	1,662	3,070
VALUE OF SALES BY COMMODITY GROUP (\$1,000)					
Grains, oilseeds, dry beans, and dry peas	43	55	66	2,547	2,871
Tobacco	-	-	3	-	560
Cotton and cottonseed	1,103	26	56	346	656
Vegetables, melons, potatoes, and sweet potatoes	(D)	(D)	66	(D)	2,747
Fruits, tree nuts, and berries	(D)	(D)	67	(D)	2,638
Nursery, greenhouse, floriculture, and sod	-	-	62	-	2,708
Cut Christmas trees and short rotation woody crops	-	-	34	-	1,774
Other crops and hay	500	27	67	1,901	3,046
Poultry and eggs	1	63	66	2,576	2,918
Cattle and calves	5,787	20	67	1,406	3,053
Milk and other dairy products from cows	(D)	(D)	54	(D)	2,493
Hogs and pigs	3	55	66	2,662	2,919
Sheep, goats, and their products	65	3	66	1,090	2,997
Horses, ponies, mules, burros, and donkeys	77	43	67	2,009	3,014
Aquaculture	3,584	6	62	64	1,520
Other animals and other animal products	(D)	(D)	60	(D)	2,727
TOP LIVESTOCK INVENTORY ITEMS (number)					
Cattle and calves	26,475	18	67	1,172	3,059
All Goats	754	23	67	680	2,971
Horses and ponies	576	41	67	1,993	3,065
Layers 20 weeks old and older	303	54	67	2,249	2,983
Ducks	157	15	59	751	2,630
TOP CROP ITEMS (acres)					
Forage - land used for all hay and haylage, grass silage, and greenchop	16,561	12	67	1,271	3,059
All Cotton	3,648	29	57	370	663
Corn for silage	(D)	5	51	(D)	2,307
Corn for grain	146	62	67	2,249	2,592
Soybeans ³	(D)	(D)	54	(D)	2,076

Other County Highlights

Economic Characteristics	Quantity	Operator Characteristics	Quantity
Farms by value of sales		Principal operators by primary occupation:	
Less than \$1,000	167	Farming	274
\$1,000 to \$2,499	51	Other	234
\$2,500 to \$4,999	61		
\$5,000 to \$9,999	89	Principal operators by sex:	
\$10,000 to \$19,999	55	Male	454
\$20,000 to \$24,999	5	Female	54
\$25,000 to \$39,999	25		
\$40,000 to \$49,999	8	Average age of principal operator (years)	57.5
\$50,000 to \$99,999	23		
\$100,000 to \$249,999	13	All operators ² by race:	
\$250,000 to \$499,999	6	White	529
\$500,000 or more	5	Black or African American	144
Total farm production expenses (\$1,000)	12,774	American Indian or Alaska Native	2
Average per farm (\$)	25,096	Native Hawaiian or Other Pacific Islander	-
		Asian	-
Net cash farm income of operation (\$1,000)	2,982	More than one race	3
Average per farm (\$)	5,858	All operators ² of Spanish, Hispanic, or Latino Origin	4

(D) Cannot be disclosed. (Z) Less than half of the unit shown. See "Census of Agriculture, Volume 1, Geographic Area Series" for complete footnotes.

¹ Universe is number of counties in state or U.S. with item.

² Data were collected for a maximum of three operators per farm.

³ Items with a rank that cannot be disclosed are separated by a blank line, position in table does not indicate rank.