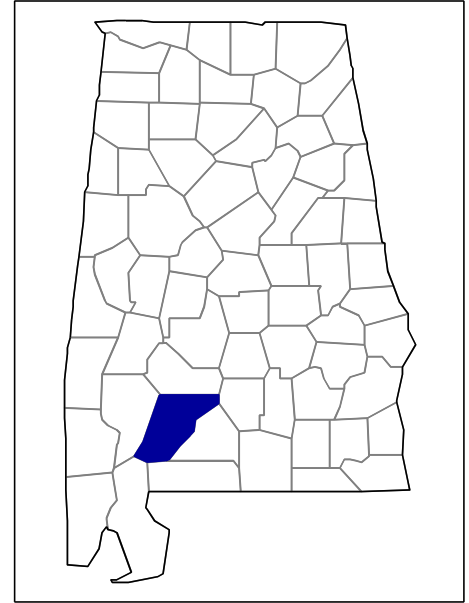


# 2002 Census of Agriculture County Profile

## Monroe, Alabama



### Number of farms

443 farms in 2002, 518 farms in 1997, down 14 percent.

### Land in farms

119,992 acres in 2002, 143,659 acres in 1997, down 16 percent.

### Average size of farm

271 acres in 2002, 277 acres in 1997, down 2 percent.

### Market Value of Production

\$10,135,000 in 2002, \$23,276,000 in 1997, down 56 percent.

Crop sales accounted for \$4,038,000 of the total value in 2002.

Livestock sales accounted for \$6,097,000 of the total value in 2002.

### Market Value of Production, average per farm

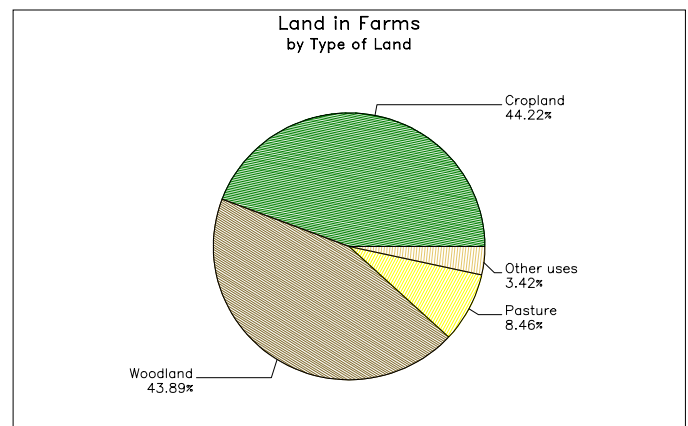
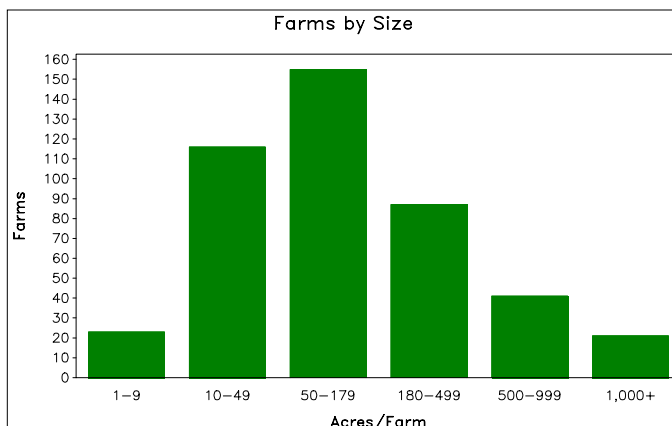
\$22,879 in 2002, \$44,935 in 1997, down 49 percent.

### Government Payments

\$1,961,000 in 2002, \$1,263,000 in 1997, up 55 percent.

### Government Payments, average per farm receiving payments

\$10,269 in 2002, \$6,251 in 1997, up 64 percent.



**2002 Census of Agriculture  
County Profile  
United States Department of Agriculture, Alabama Agricultural Statistics Service**

**Monroe, Alabama**

**Ranked items among the 67 state counties and 3,078 U.S. counties, 2002**

Item	Quantity	State Rank	Universe <sup>1</sup>	U.S. Rank	Universe <sup>1</sup>
<b>MARKET VALUE OF AGRICULTURAL PRODUCTS SOLD (\$1,000)</b>					
Total value of agricultural products sold	10,135	55	67	2,500	3,075
Value of crops including nursery and greenhouse	4,038	39	67	2,193	3,070
Value of livestock, poultry, and their products	6,097	51	67	2,224	3,070
<b>VALUE OF SALES BY COMMODITY GROUP (\$1,000)</b>					
Grains, oilseeds, dry beans, and dry peas	402	33	66	2,054	2,871
Tobacco	-	-	3	-	560
Cotton and cottonseed	2,835	15	56	242	656
Vegetables, melons, potatoes, and sweet potatoes	(D)	(D)	66	(D)	2,747
Fruits, tree nuts, and berries	413	10	67	604	2,638
Nursery, greenhouse, floriculture, and sod	(D)	(D)	62	(D)	2,708
Cut Christmas trees and short rotation woody crops	(D)	(D)	34	(D)	1,774
Other crops and hay	(D)	(D)	67	(D)	3,046
Poultry and eggs	(D)	(D)	66	(D)	2,918
Cattle and calves	(D)	(D)	67	(D)	3,053
Milk and other dairy products from cows	1	53	54	2,482	2,493
Hogs and pigs	3	50	66	2,606	2,919
Sheep, goats, and their products	(D)	(D)	66	(D)	2,997
Horses, ponies, mules, burros, and donkeys	22	66	67	2,727	3,014
Aquaculture	20	29	62	842	1,520
Other animals and other animal products	-	-	60	-	2,727
<b>TOP LIVESTOCK INVENTORY ITEMS (number)</b>					
Broilers and other meat-type chickens	(D)	40	65	(D)	2,599
Cattle and calves	14,624	46	67	1,761	3,059
All Goats	554	39	67	926	2,971
Horses and ponies	265	66	67	2,698	3,065
Layers 20 weeks old and older	264	60	67	2,324	2,983
<b>TOP CROP ITEMS (acres)</b>					
All Cotton	15,281	11	57	207	663
Forage - land used for all hay and haylage, grass silage, and greenchop	6,994	52	67	2,055	3,059
Corn for grain	2,377	23	67	1,513	2,592
Pecans	900	5	66	150	1,194
Peanuts	412	17	29	195	398

**Other County Highlights**

Economic Characteristics	Quantity
Farms by value of sales	
Less than \$1,000	141
\$1,000 to \$2,499	47
\$2,500 to \$4,999	50
\$5,000 to \$9,999	68
\$10,000 to \$19,999	53
\$20,000 to \$24,999	17
\$25,000 to \$39,999	19
\$40,000 to \$49,999	11
\$50,000 to \$99,999	23
\$100,000 to \$249,999	9
\$250,000 to \$499,999	3
\$500,000 or more	2
Total farm production expenses (\$1,000)	15,840
Average per farm (\$)	36,082
Net cash farm income of operation (\$1,000)	-2,763
Average per farm (\$)	-6,294

Operator Characteristics	Quantity
Principal operators by primary occupation:	
Farming	247
Other	196
Principal operators by sex:	
Male	392
Female	51
Average age of principal operator (years)	57.3
All operators <sup>2</sup> by race:	
White	484
Black or African American	80
American Indian or Alaska Native	4
Native Hawaiian or Other Pacific Islander	-
Asian	-
More than one race	3
All operators <sup>2</sup> of Spanish, Hispanic, or Latino Origin	8

(D) Cannot be disclosed. (Z) Less than half of the unit shown. See "Census of Agriculture, Volume 1, Geographic Area Series" for complete footnotes.

<sup>1</sup> Universe is number of counties in state or U.S. with item.

<sup>2</sup> Data were collected for a maximum of three operators per farm.