



2002 Census of Agriculture County Profile

Pickens, Alabama

Number of farms

493 farms in 2002, 547 farms in 1997, down 10 percent.

Land in farms

142,561 acres in 2002, 138,248 acres in 1997, up 3 percent.

Average size of farm

289 acres in 2002, 253 acres in 1997, up 14 percent.

Market Value of Production

\$73,912,000 in 2002, \$62,009,000 in 1997, up 19 percent.

Crop sales accounted for \$1,934,000 of the total value in 2002.

Livestock sales accounted for \$71,978,000 of the total value in 2002.

Market Value of Production, average per farm

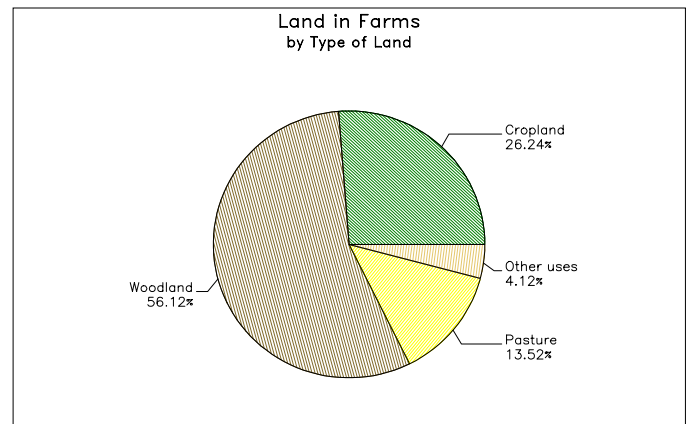
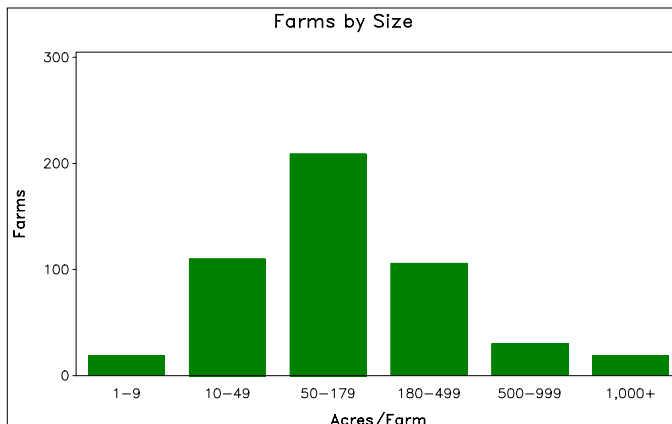
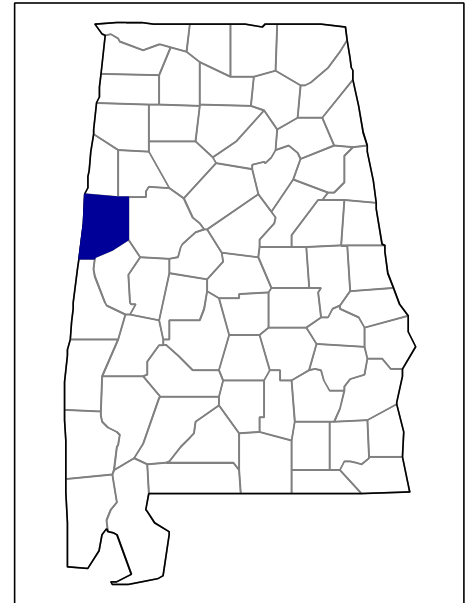
\$149,922 in 2002, \$113,362 in 1997, up 32 percent.

Government Payments

\$564,000 in 2002, \$637,000 in 1997, down 11 percent.

Government Payments, average per farm receiving payments

\$4,698 in 2002, \$5,641 in 1997, down 17 percent.



**2002 Census of Agriculture
County Profile
United States Department of Agriculture, Alabama Agricultural Statistics Service**

Pickens, Alabama

Ranked items among the 67 state counties and 3,078 U.S. counties, 2002

Item	Quantity	State Rank	Universe ¹	U.S. Rank	Universe ¹
MARKET VALUE OF AGRICULTURAL PRODUCTS SOLD (\$1,000)					
Total value of agricultural products sold	73,912	13	67	751	3,075
Value of crops including nursery and greenhouse	1,934	42	67	2,517	3,070
Value of livestock, poultry, and their products	71,978	11	67	344	3,070
VALUE OF SALES BY COMMODITY GROUP (\$1,000)					
Grains, oilseeds, dry beans, and dry peas	823	19	66	1,833	2,871
Tobacco	-	-	3	-	560
Cotton and cottonseed	(D)	(D)	56	(D)	656
Vegetables, melons, potatoes, and sweet potatoes	112	41	66	1,664	2,747
Fruits, tree nuts, and berries	(D)	(D)	67	(D)	2,638
Nursery, greenhouse, floriculture, and sod	384	41	62	1,538	2,708
Cut Christmas trees and short rotation woody crops	-	-	34	-	1,774
Other crops and hay	433	38	67	2,038	3,046
Poultry and eggs	56,316	10	66	112	2,918
Cattle and calves	5,337	25	67	1,464	3,053
Milk and other dairy products from cows	363	31	54	1,786	2,493
Hogs and pigs	8,119	2	66	340	2,919
Sheep, goats, and their products	11	45	66	2,245	2,997
Horses, ponies, mules, burros, and donkeys	53	55	67	2,319	3,014
Aquaculture	1,771	7	62	112	1,520
Other animals and other animal products	9	33	60	1,864	2,727
TOP LIVESTOCK INVENTORY ITEMS (number)					
Broilers and other meat-type chickens	4,601,630	9	65	90	2,599
Layers 20 weeks old and older	335,196	8	67	210	2,983
Hogs and pigs	31,513	2	65	392	2,926
Cattle and calves	17,744	32	67	1,570	3,059
Horses and ponies	724	32	67	1,696	3,065
TOP CROP ITEMS (acres)					
Forage - land used for all hay and haylage, grass silage, and greenchop	12,105	27	67	1,585	3,059
Soybeans	3,640	14	54	1,257	2,076
Corn for grain	3,097	17	67	1,437	2,592
All Wheat for grain	690	24	58	1,675	2,517
All Cotton ³	(D)	(D)	57	(D)	663

Other County Highlights

Economic Characteristics	Quantity	Operator Characteristics	Quantity
Farms by value of sales		Principal operators by primary occupation:	
Less than \$1,000	142	Farming	254
\$1,000 to \$2,499	52	Other	239
\$2,500 to \$4,999	55	Principal operators by sex:	
\$5,000 to \$9,999	62	Male	457
\$10,000 to \$19,999	43	Female	36
\$20,000 to \$24,999	13	Average age of principal operator (years)	53.9
\$25,000 to \$39,999	12	All operators ² by race:	
\$40,000 to \$49,999	3	White	624
\$50,000 to \$99,999	17	Black or African American	44
\$100,000 to \$249,999	25	American Indian or Alaska Native	-
\$250,000 to \$499,999	22	Native Hawaiian or Other Pacific Islander	-
\$500,000 or more	47	Asian	-
Total farm production expenses (\$1,000)	53,415	More than one race	5
Average per farm (\$)	108,566	All operators ² of Spanish, Hispanic, or Latino Origin	6
Net cash farm income of operation (\$1,000)	20,830		
Average per farm (\$)	42,337		

(D) Cannot be disclosed. (Z) Less than half of the unit shown. See "Census of Agriculture, Volume 1, Geographic Area Series" for complete footnotes.

¹ Universe is number of counties in state or U.S. with item.

² Data were collected for a maximum of three operators per farm.

³ Items with a rank that cannot be disclosed are separated by a blank line, position in table does not indicate rank.