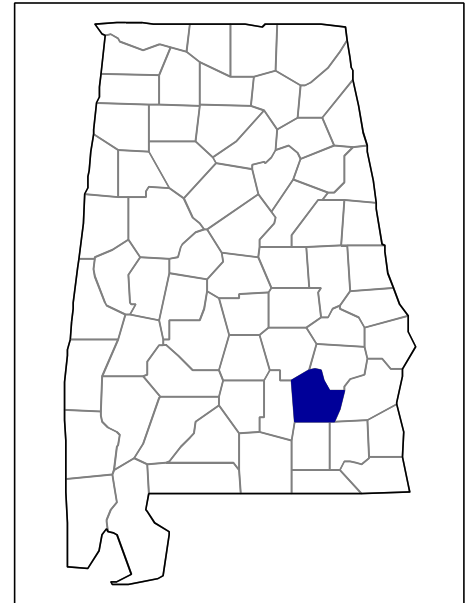


# 2002 Census of Agriculture County Profile

## Pike, Alabama



### Number of farms

612 farms in 2002, 667 farms in 1997, down 8 percent.

### Land in farms

187,294 acres in 2002, 181,551 acres in 1997, up 3 percent.

### Average size of farm

306 acres in 2002, 272 acres in 1997, up 13 percent.

### Market Value of Production

\$65,545,000 in 2002, \$61,303,000 in 1997, up 7 percent.

Crop sales accounted for \$5,861,000 of the total value in 2002.

Livestock sales accounted for \$59,685,000 of the total value in 2002.

### Market Value of Production, average per farm

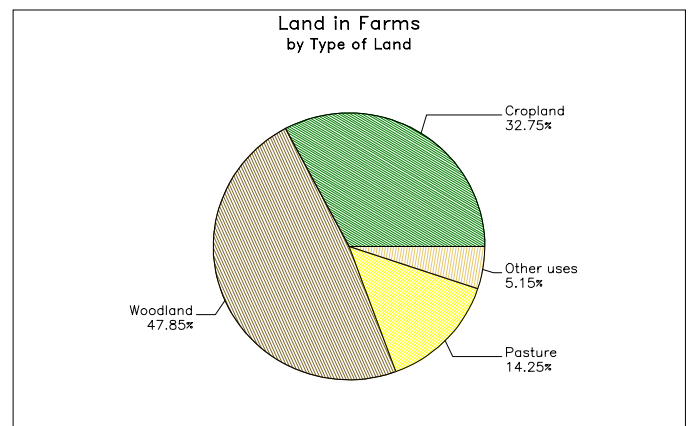
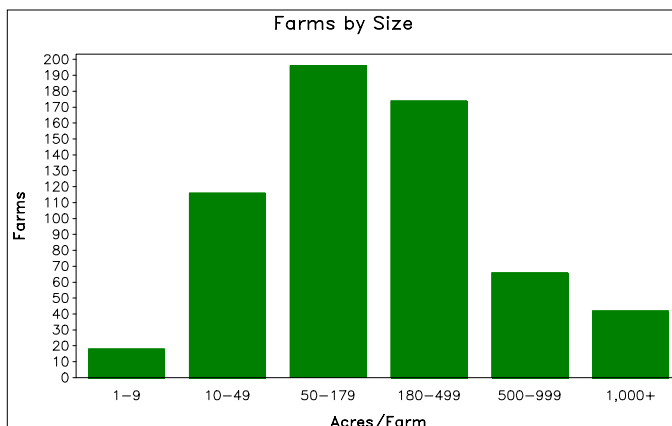
\$107,100 in 2002, \$91,908 in 1997, up 17 percent.

### Government Payments

\$2,086,000 in 2002, \$681,000 in 1997, up 206 percent.

### Government Payments, average per farm receiving payments

\$7,451 in 2002, \$3,000 in 1997, up 148 percent.



**2002 Census of Agriculture  
County Profile  
United States Department of Agriculture, Alabama Agricultural Statistics Service**

**Pike, Alabama**

**Ranked items among the 67 state counties and 3,078 U.S. counties, 2002**

Item	Quantity	State Rank	Universe <sup>1</sup>	U.S. Rank	Universe <sup>1</sup>
<b>MARKET VALUE OF AGRICULTURAL PRODUCTS SOLD (\$1,000)</b>					
Total value of agricultural products sold	65,545	16	67	881	3,075
Value of crops including nursery and greenhouse	5,861	34	67	1,995	3,070
Value of livestock, poultry, and their products	59,685	14	67	441	3,070
<b>VALUE OF SALES BY COMMODITY GROUP (\$1,000)</b>					
Grains, oilseeds, dry beans, and dry peas	754	21	66	1,857	2,871
Tobacco	-	-	3	-	560
Cotton and cottonseed	1,173	25	56	341	656
Vegetables, melons, potatoes, and sweet potatoes	284	21	66	1,212	2,747
Fruits, tree nuts, and berries	492	7	67	533	2,638
Nursery, greenhouse, floriculture, and sod	(D)	(D)	62	(D)	2,708
Cut Christmas trees and short rotation woody crops	(D)	(D)	34	(D)	1,774
Other crops and hay	2,908	9	67	431	3,046
Poultry and eggs	53,166	13	66	124	2,918
Cattle and calves	6,019	18	67	1,379	3,053
Milk and other dairy products from cows	(D)	(D)	54	(D)	2,493
Hogs and pigs	2	57	66	2,740	2,919
Sheep, goats, and their products	(D)	(D)	66	(D)	2,997
Horses, ponies, mules, burros, and donkeys	66	50	67	2,167	3,014
Aquaculture	7	43	62	1,026	1,520
Other animals and other animal products	-	-	60	-	2,727
<b>TOP LIVESTOCK INVENTORY ITEMS (number)</b>					
Broilers and other meat-type chickens	3,986,850	13	65	106	2,599
Layers 20 weeks old and older	249,912	14	67	253	2,983
Cattle and calves	26,633	17	67	1,165	3,059
Quail	(D)	10	42	(D)	1,412
All Goats	961	16	67	499	2,971
<b>TOP CROP ITEMS (acres)</b>					
Forage - land used for all hay and haylage, grass silage, and greenchop	12,886	19	67	1,515	3,059
All Cotton	7,086	22	57	295	663
Peanuts	6,413	9	29	63	398
Corn for grain	3,515	15	67	1,406	2,592
Pecans	727	9	66	170	1,194

**Other County Highlights**

Economic Characteristics	Quantity
Farms by value of sales	
Less than \$1,000	198
\$1,000 to \$2,499	54
\$2,500 to \$4,999	79
\$5,000 to \$9,999	55
\$10,000 to \$19,999	58
\$20,000 to \$24,999	17
\$25,000 to \$39,999	21
\$40,000 to \$49,999	6
\$50,000 to \$99,999	27
\$100,000 to \$249,999	27
\$250,000 to \$499,999	22
\$500,000 or more	48
Total farm production expenses (\$1,000)	56,553
Average per farm (\$)	91,956
Net cash farm income of operation (\$1,000)	22,964
Average per farm (\$)	37,340

Operator Characteristics	Quantity
Principal operators by primary occupation:	
Farming	319
Other	293
Principal operators by sex:	
Male	518
Female	94
Average age of principal operator (years)	57.9
All operators <sup>2</sup> by race:	
White	801
Black or African American	25
American Indian or Alaska Native	13
Native Hawaiian or Other Pacific Islander	1
Asian	1
More than one race	2
All operators <sup>2</sup> of Spanish, Hispanic, or Latino Origin	9

(D) Cannot be disclosed. (Z) Less than half of the unit shown. See "Census of Agriculture, Volume 1, Geographic Area Series" for complete footnotes.

<sup>1</sup> Universe is number of counties in state or U.S. with item.

<sup>2</sup> Data were collected for a maximum of three operators per farm.