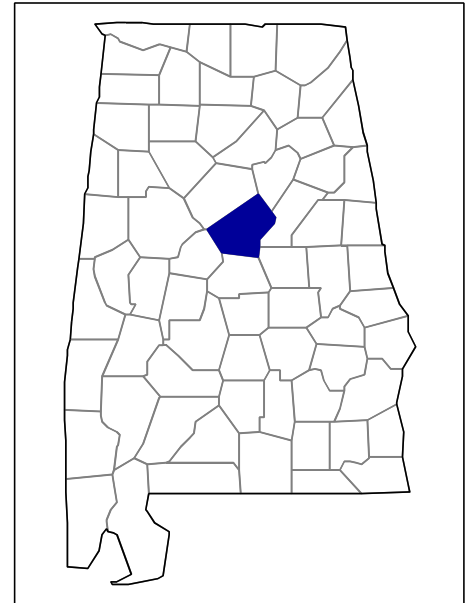




# 2002 Census of Agriculture County Profile

## Shelby, Alabama



### Number of farms

486 farms in 2002, 551 farms in 1997, down 12 percent.

### Land in farms

64,197 acres in 2002, 79,062 acres in 1997, down 19 percent.

### Average size of farm

132 acres in 2002, 143 acres in 1997, down 8 percent.

### Market Value of Production

\$13,091,000 in 2002, \$11,642,000 in 1997, up 12 percent.

Crop sales accounted for \$9,226,000 of the total value in 2002.

Livestock sales accounted for \$3,865,000 of the total value in 2002.

### Market Value of Production, average per farm

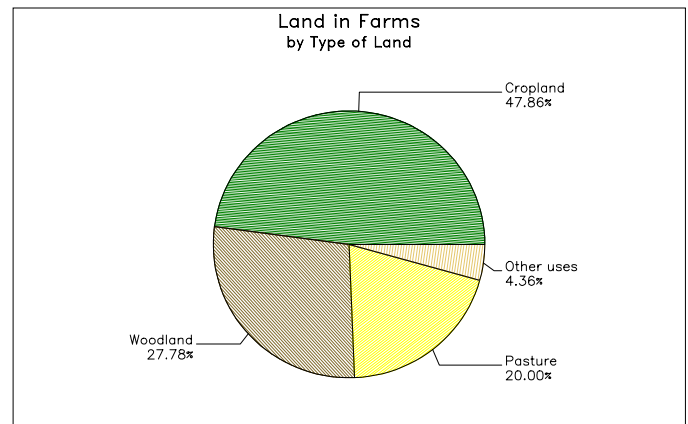
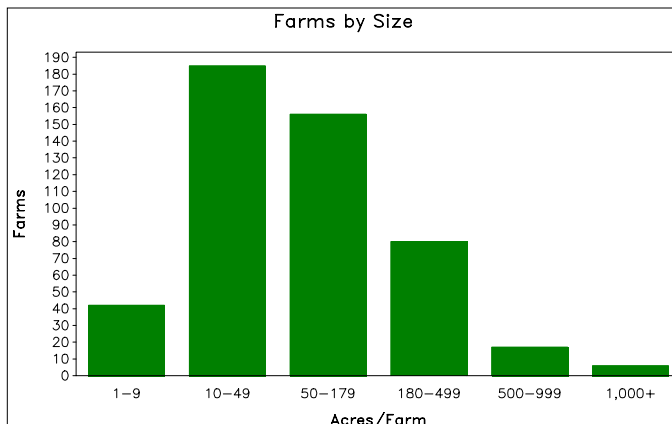
\$26,937 in 2002, \$21,128 in 1997, up 27 percent.

### Government Payments

\$500,000 in 2002, \$243,000 in 1997, up 106 percent.

### Government Payments, average per farm receiving payments

\$8,481 in 2002, \$4,425 in 1997, up 92 percent.



**2002 Census of Agriculture  
County Profile  
United States Department of Agriculture, Alabama Agricultural Statistics Service**

**Shelby, Alabama**

**Ranked items among the 67 state counties and 3,078 U.S. counties, 2002**

Item	Quantity	State Rank	Universe <sup>1</sup>	U.S. Rank	Universe <sup>1</sup>
<b>MARKET VALUE OF AGRICULTURAL PRODUCTS SOLD (\$1,000)</b>					
Total value of agricultural products sold	13,091	51	67	2,350	3,075
Value of crops including nursery and greenhouse	9,226	20	67	1,709	3,070
Value of livestock, poultry, and their products	3,865	58	67	2,466	3,070
<b>VALUE OF SALES BY COMMODITY GROUP (\$1,000)</b>					
Grains, oilseeds, dry beans, and dry peas	111	50	66	2,357	2,871
Tobacco	-	-	3	-	560
Cotton and cottonseed	873	27	56	369	656
Vegetables, melons, potatoes, and sweet potatoes	(D)	(D)	66	(D)	2,747
Fruits, tree nuts, and berries	182	24	67	951	2,638
Nursery, greenhouse, floriculture, and sod	7,766	6	62	329	2,708
Cut Christmas trees and short rotation woody crops	(D)	(D)	34	(D)	1,774
Other crops and hay	206	57	67	2,514	3,046
Poultry and eggs	18	57	66	1,743	2,918
Cattle and calves	2,158	53	67	2,119	3,053
Milk and other dairy products from cows	(D)	(D)	54	(D)	2,493
Hogs and pigs	3	52	66	2,652	2,919
Sheep, goats, and their products	33	14	66	1,562	2,997
Horses, ponies, mules, burros, and donkeys	520	7	67	368	3,014
Aquaculture	(D)	(D)	62	(D)	1,520
Other animals and other animal products	9	34	60	1,872	2,727
<b>TOP LIVESTOCK INVENTORY ITEMS (number)</b>					
Cattle and calves	8,983	58	67	2,139	3,059
Horses and ponies	1,581	14	67	699	3,065
Ducks	1,320	1	59	91	2,630
Layers 20 weeks old and older	1,120	42	67	1,311	2,983
All Goats	476	42	67	1,044	2,971
<b>TOP CROP ITEMS (acres)</b>					
Forage - land used for all hay and haylage, grass silage, and greenchop	9,480	38	67	1,828	3,059
All Cotton	4,071	27	57	359	663
Sod harvested	1,928	2	33	47	740
Corn for silage	494	10	51	1,422	2,307
Corn for grain	370	52	67	2,058	2,592

**Other County Highlights**

Economic Characteristics	Quantity	Operator Characteristics	Quantity
Farms by value of sales		Principal operators by primary occupation:	
Less than \$1,000	148	Farming	247
\$1,000 to \$2,499	88	Other	239
\$2,500 to \$4,999	83		
\$5,000 to \$9,999	71	Principal operators by sex:	
\$10,000 to \$19,999	37	Male	418
\$20,000 to \$24,999	9	Female	68
\$25,000 to \$39,999	12		
\$40,000 to \$49,999	5	Average age of principal operator (years)	57.2
\$50,000 to \$99,999	19		
\$100,000 to \$249,999	6	All operators <sup>2</sup> by race:	
\$250,000 to \$499,999	1	White	685
\$500,000 or more	7	Black or African American	22
Total farm production expenses (\$1,000)	10,809	American Indian or Alaska Native	4
Average per farm (\$)	22,105	Native Hawaiian or Other Pacific Islander	-
		Asian	-
Net cash farm income of operation (\$1,000)	2,600	More than one race	-
Average per farm (\$)	5,317	All operators <sup>2</sup> of Spanish, Hispanic, or Latino Origin	14

(D) Cannot be disclosed. (Z) Less than half of the unit shown. See "Census of Agriculture, Volume 1, Geographic Area Series" for complete footnotes.

<sup>1</sup> Universe is number of counties in state or U.S. with item.

<sup>2</sup> Data were collected for a maximum of three operators per farm.