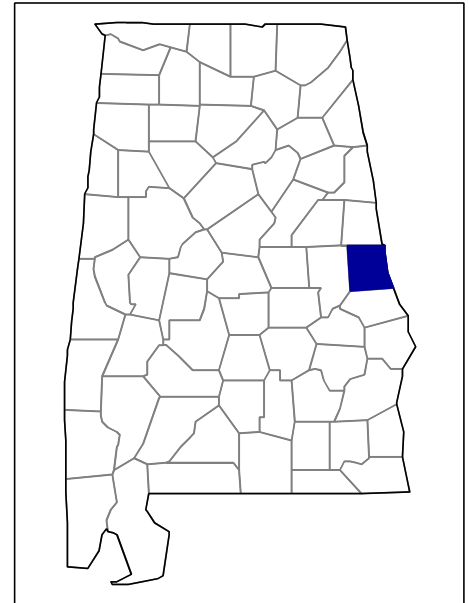


# 2002 Census of Agriculture County Profile

## Chambers, Alabama



### Number of farms

306 farms in 2002, 393 farms in 1997, down 22 percent.

### Land in farms

92,810 acres in 2002, 100,235 acres in 1997, down 7 percent.

### Average size of farm

303 acres in 2002, 255 acres in 1997, up 19 percent.

### Market Value of Production

\$5,598,000 in 2002, \$4,457,000 in 1997, up 26 percent.

Crop sales accounted for \$1,250,000 of the total value in 2002.

Livestock sales accounted for \$4,348,000 of the total value in 2002.

### Market Value of Production, average per farm

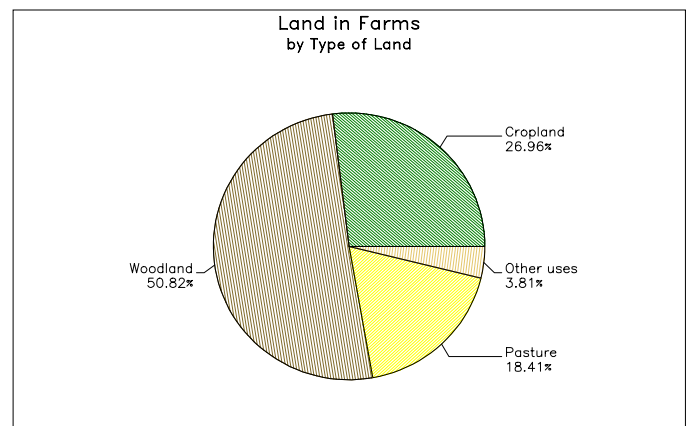
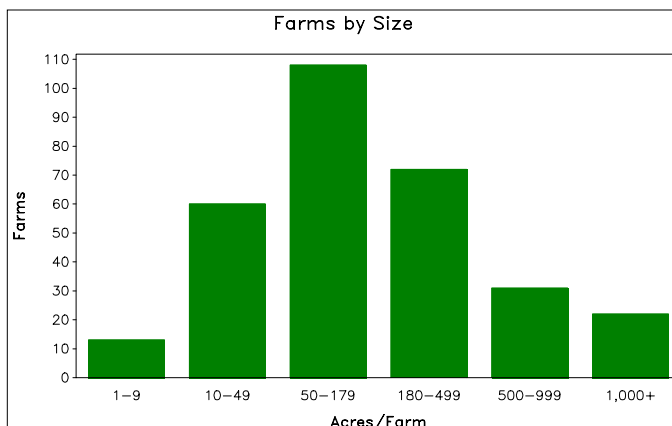
\$18,293 in 2002, \$11,342 in 1997, up 61 percent.

### Government Payments

\$195,000 in 2002, \$149,000 in 1997, up 31 percent.

### Government Payments, average per farm receiving payments

\$2,748 in 2002, \$4,129 in 1997, down 33 percent.



**2002 Census of Agriculture  
County Profile  
United States Department of Agriculture, Alabama Agricultural Statistics Service**

**Chambers, Alabama**

**Ranked items among the 67 state counties and 3,078 U.S. counties, 2002**

Item	Quantity	State Rank	Universe <sup>1</sup>	U.S. Rank	Universe <sup>1</sup>
<b>MARKET VALUE OF AGRICULTURAL PRODUCTS SOLD (\$1,000)</b>					
Total value of agricultural products sold	5,598	60	67	2,743	3,075
Value of crops including nursery and greenhouse	1,250	54	67	2,659	3,070
Value of livestock, poultry, and their products	4,348	54	67	2,407	3,070
<b>VALUE OF SALES BY COMMODITY GROUP (\$1,000)</b>					
Grains, oilseeds, dry beans, and dry peas	12	63	66	2,723	2,871
Tobacco	-	-	3	-	560
Cotton and cottonseed	(D)	(D)	56	(D)	656
Vegetables, melons, potatoes, and sweet potatoes	289	19	66	1,204	2,747
Fruits, tree nuts, and berries	(D)	(D)	67	(D)	2,638
Nursery, greenhouse, floriculture, and sod	610	36	62	1,332	2,708
Cut Christmas trees and short rotation woody crops	(D)	(D)	34	(D)	1,774
Other crops and hay	149	62	67	2,658	3,046
Poultry and eggs	(D)	(D)	66	(D)	2,918
Cattle and calves	3,156	44	67	1,873	3,053
Milk and other dairy products from cows	(D)	(D)	54	(D)	2,493
Hogs and pigs	1	59	66	2,756	2,919
Sheep, goats, and their products	(D)	(D)	66	(D)	2,997
Horses, ponies, mules, burros, and donkeys	30	64	67	2,606	3,014
Aquaculture	(D)	(D)	62	(D)	1,520
Other animals and other animal products	(Z)	56	60	2,531	2,727
<b>TOP LIVESTOCK INVENTORY ITEMS (number)</b>					
Broilers and other meat-type chickens	(D)	42	65	(D)	2,599
Cattle and calves	14,585	47	67	1,763	3,059
Horses and ponies	374	58	67	2,431	3,065
Layers 20 weeks old and older	183	64	67	2,517	2,983
All Goats	(D)	65	67	(D)	2,971
<b>TOP CROP ITEMS (acres)</b>					
Forage - land used for all hay and haylage, grass silage, and greenchop	6,785	54	67	2,087	3,059
All Cotton	(D)	52	57	(D)	663
Corn for grain	157	60	67	2,238	2,592
Pecans	110	27	66	434	1,194
All Vegetables harvested	103	33	66	1,236	2,710

**Other County Highlights**

Economic Characteristics	Quantity
Farms by value of sales	
Less than \$1,000	86
\$1,000 to \$2,499	52
\$2,500 to \$4,999	48
\$5,000 to \$9,999	38
\$10,000 to \$19,999	33
\$20,000 to \$24,999	6
\$25,000 to \$39,999	14
\$40,000 to \$49,999	5
\$50,000 to \$99,999	10
\$100,000 to \$249,999	12
\$250,000 to \$499,999	1
\$500,000 or more	1
Total farm production expenses (\$1,000)	5,432
Average per farm (\$)	17,752
Net cash farm income of operation (\$1,000)	935
Average per farm (\$)	3,054

Operator Characteristics	Quantity
Principal operators by primary occupation:	
Farming	142
Other	164
Principal operators by sex:	
Male	279
Female	27
Average age of principal operator (years)	59.6
All operators <sup>2</sup> by race:	
White	376
Black or African American	20
American Indian or Alaska Native	2
Native Hawaiian or Other Pacific Islander	-
Asian	-
More than one race	-
All operators <sup>2</sup> of Spanish, Hispanic, or Latino Origin	4

(D) Cannot be disclosed. (Z) Less than half of the unit shown. See "Census of Agriculture, Volume 1, Geographic Area Series" for complete footnotes.

<sup>1</sup> Universe is number of counties in state or U.S. with item.

<sup>2</sup> Data were collected for a maximum of three operators per farm.