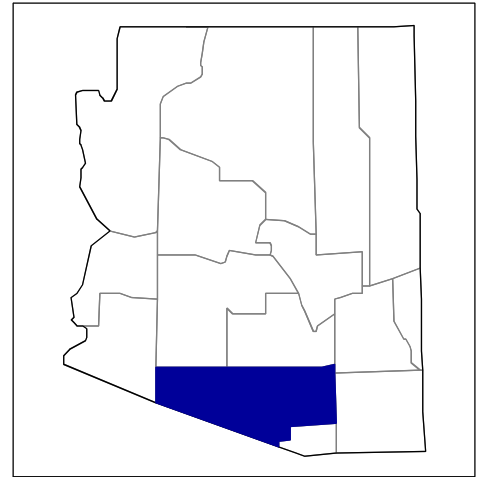




# 2002 Census of Agriculture County Profile

## Pima, Arizona



### Number of farms

517 farms in 2002, 647 farms in 1997, down 20 percent.

### Land in farms

(D) acres in 2002, 2,927,899 acres in 1997.

### Average size of farm

(D) acres in 2002, 4,525 acres in 1997.

### Market Value of Production

\$68,879,000 in 2002, \$49,195,000 in 1997, up 40 percent.

Crop sales accounted for \$56,333,000 of the total value in 2002.

Livestock sales accounted for \$12,547,000 of the total value in 2002.

### Market Value of Production, average per farm

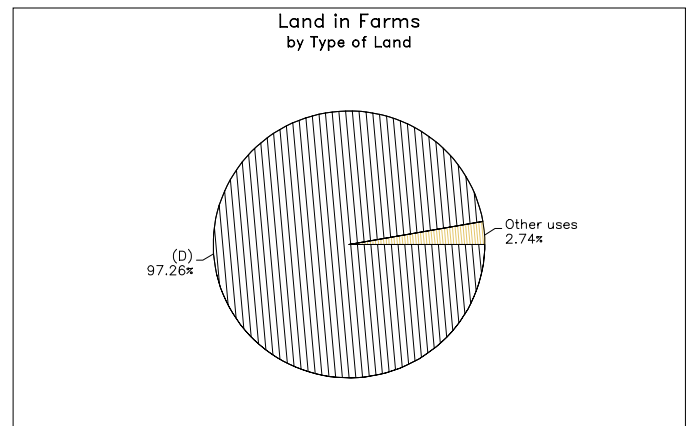
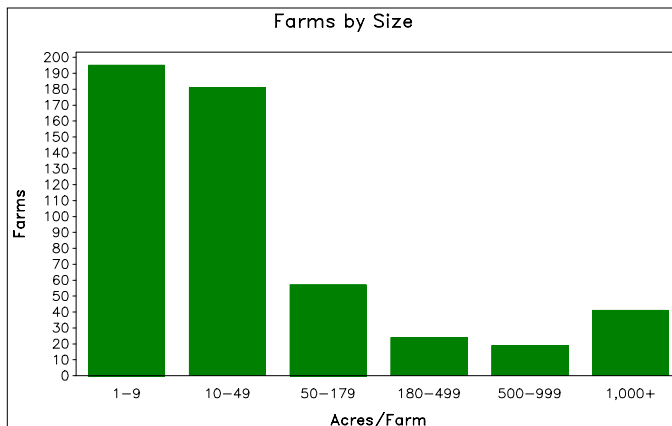
\$133,229 in 2002, \$76,035 in 1997, up 75 percent.

### Government Payments

\$1,630,000 in 2002, \$735,000 in 1997, up 122 percent.

### Government Payments, average per farm receiving payments

\$45,289 in 2002, \$16,696 in 1997, up 171 percent.



**2002 Census of Agriculture  
County Profile  
United States Department of Agriculture, Arizona Agricultural Statistics Service**

**Pima, Arizona**

**Ranked items among the 15 state counties and 3,078 U.S. counties, 2002**

Item	Quantity	State Rank	Universe <sup>1</sup>	U.S. Rank	Universe <sup>1</sup>
<b>MARKET VALUE OF AGRICULTURAL PRODUCTS SOLD (\$1,000)</b>					
Total value of agricultural products sold	68,879	7	15	824	3,075
Value of crops including nursery and greenhouse	56,333	6	15	402	3,070
Value of livestock, poultry, and their products	12,547	7	15	1,686	3,070
<b>VALUE OF SALES BY COMMODITY GROUP (\$1,000)</b>					
Grains, oilseeds, dry beans, and dry peas	2,893	6	13	1,436	2,871
Tobacco	-	-	-	-	560
Cotton and cottonseed	(D)	(D)	9	(D)	656
Vegetables, melons, potatoes, and sweet potatoes	1,226	7	15	698	2,747
Fruits, tree nuts, and berries	(D)	(D)	14	(D)	2,638
Nursery, greenhouse, floriculture, and sod	30,806	3	13	94	2,708
Cut Christmas trees and short rotation woody crops	-	-	5	-	1,774
Other crops and hay	527	8	15	1,858	3,046
Poultry and eggs	14	5	15	1,866	2,918
Cattle and calves	(D)	(D)	15	(D)	3,053
Milk and other dairy products from cows	(D)	(D)	12	(D)	2,493
Hogs and pigs	25	6	14	1,961	2,919
Sheep, goats, and their products	44	8	15	1,372	2,997
Horses, ponies, mules, burros, and donkeys	679	3	15	234	3,014
Aquaculture	(D)	(D)	6	(D)	1,520
Other animals and other animal products	96	4	14	881	2,727
<b>TOP LIVESTOCK INVENTORY ITEMS (number)</b>					
Cattle and calves	26,010	8	15	1,191	3,059
Colonies of bees	3,341	3	13	175	2,392
Horses and ponies	3,323	7	15	164	3,065
All Goats	552	8	14	929	2,971
Layers 20 weeks old and older	548	5	15	1,828	2,983
<b>TOP CROP ITEMS (acres)</b>					
All Cotton	14,034	6	9	219	663
All Wheat for grain	6,464	4	11	813	2,517
Forage - land used for all hay and haylage, grass silage, and greenchop	2,182	10	15	2,709	3,059
Barley	1,618	4	9	231	1,246
Pecans <sup>3</sup>	(D)	(D)	11	(D)	1,194

**Other County Highlights**

Economic Characteristics	Quantity	Operator Characteristics	Quantity
Farms by value of sales		Principal operators by primary occupation:	
Less than \$1,000	203	Farming	283
\$1,000 to \$2,499	76	Other	234
\$2,500 to \$4,999	33	Principal operators by sex:	
\$5,000 to \$9,999	41	Male	327
\$10,000 to \$19,999	46	Female	190
\$20,000 to \$24,999	15	Average age of principal operator (years)	55.2
\$25,000 to \$39,999	19	All operators <sup>2</sup> by race:	
\$40,000 to \$49,999	5	White	824
\$50,000 to \$99,999	20	Black or African American	5
\$100,000 to \$249,999	19	American Indian or Alaska Native	16
\$250,000 to \$499,999	10	Native Hawaiian or Other Pacific Islander	-
\$500,000 or more	30	Asian	3
Total farm production expenses (\$1,000)	63,439	More than one race	11
Average per farm (\$)	123,422	All operators <sup>2</sup> of Spanish, Hispanic, or Latino Origin	127
Net cash farm income of operation (\$1,000)	7,741		
Average per farm (\$)	15,060		

(D) Cannot be disclosed. (Z) Less than half of the unit shown. See "Census of Agriculture, Volume 1, Geographic Area Series" for complete footnotes.

<sup>1</sup> Universe is number of counties in state or U.S. with item.

<sup>2</sup> Data were collected for a maximum of three operators per farm.

<sup>3</sup> Items with a rank that cannot be disclosed are separated by a blank line, position in table does not indicate rank.