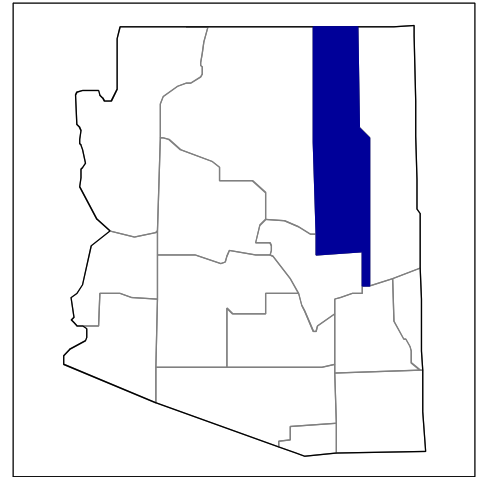


# 2002 Census of Agriculture County Profile

## Navajo, Arizona



### Number of farms

291 farms in 2002, 402 farms in 1997, down 28 percent.

### Land in farms

4,595,062 acres in 2002, 3,915,165 acres in 1997, up 17 percent.

### Average size of farm

15,791 acres in 2002, 9,739 acres in 1997, up 62 percent.

### Market Value of Production

\$26,773,000 in 2002, \$27,125,000 in 1997, down 1 percent.

Crop sales accounted for \$656,000 of the total value in 2002.

Livestock sales accounted for \$26,117,000 of the total value in 2002.

### Market Value of Production, average per farm

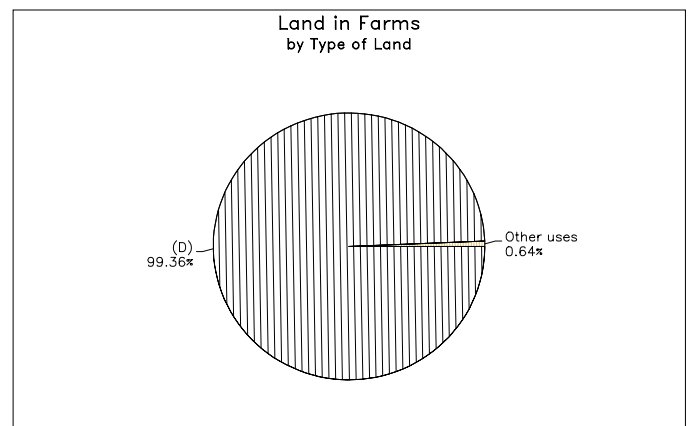
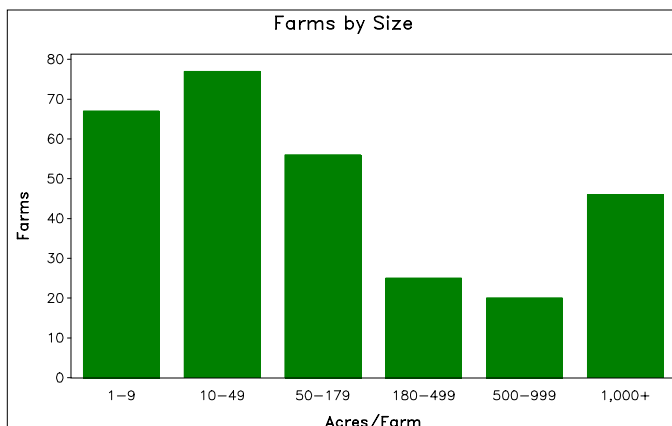
\$92,003 in 2002, \$67,476 in 1997, up 36 percent.

### Government Payments

\$96,000 in 2002, \$147,000 in 1997, down 35 percent.

### Government Payments, average per farm receiving payments

\$7,380 in 2002, \$6,126 in 1997, up 20 percent.



**2002 Census of Agriculture  
County Profile  
United States Department of Agriculture, Arizona Agricultural Statistics Service**

**Navajo, Arizona**

**Ranked items among the 15 state counties and 3,078 U.S. counties, 2002**

Item	Quantity	State Rank	Universe <sup>1</sup>	U.S. Rank	Universe <sup>1</sup>
<b>MARKET VALUE OF AGRICULTURAL PRODUCTS SOLD (\$1,000)</b>					
Total value of agricultural products sold	26,773	9	15	1,823	3,075
Value of crops including nursery and greenhouse	656	12	15	2,845	3,070
Value of livestock, poultry, and their products	26,117	4	15	1,052	3,070
<b>VALUE OF SALES BY COMMODITY GROUP (\$1,000)</b>					
Grains, oilseeds, dry beans, and dry peas	(D)	(D)	13	(D)	2,871
Tobacco	-	-	-	-	560
Cotton and cottonseed	-	-	9	-	656
Vegetables, melons, potatoes, and sweet potatoes	115	9	15	1,652	2,747
Fruits, tree nuts, and berries	15	13	14	2,055	2,638
Nursery, greenhouse, floriculture, and sod	155	11	13	1,924	2,708
Cut Christmas trees and short rotation woody crops	(D)	(D)	5	(D)	1,774
Other crops and hay	204	11	15	2,522	3,046
Poultry and eggs	2	11	15	2,545	2,918
Cattle and calves	(D)	(D)	15	(D)	3,053
Milk and other dairy products from cows	(D)	(D)	12	(D)	2,493
Hogs and pigs	(D)	(D)	14	(D)	2,919
Sheep, goats, and their products	(D)	(D)	15	(D)	2,997
Horses, ponies, mules, burros, and donkeys	221	7	15	1,023	3,014
Aquaculture	-	-	6	-	1,520
Other animals and other animal products	(D)	(D)	14	(D)	2,727
<b>TOP LIVESTOCK INVENTORY ITEMS (number)</b>					
Hogs and pigs	(D)	1	14	(D)	2,926
Cattle and calves	22,179	9	15	1,352	3,059
Sheep and lambs	(D)	4	15	(D)	2,867
All Goats	(D)	2	14	(D)	2,971
Horses and ponies	4,048	6	15	101	3,065
<b>TOP CROP ITEMS (acres)</b>					
Forage - land used for all hay and haylage, grass silage, and greenchop	1,281	12	15	2,834	3,059
Corn for grain	(D)	4	11	(D)	2,592
Corn for silage	194	6	9	1,776	2,307
All Vegetables harvested	57	10	15	1,516	2,710
Sweet corn	44	5	9	745	2,279

**Other County Highlights**

Economic Characteristics	Quantity
Farms by value of sales	
Less than \$1,000	117
\$1,000 to \$2,499	49
\$2,500 to \$4,999	25
\$5,000 to \$9,999	20
\$10,000 to \$19,999	30
\$20,000 to \$24,999	5
\$25,000 to \$39,999	12
\$40,000 to \$49,999	8
\$50,000 to \$99,999	12
\$100,000 to \$249,999	7
\$250,000 to \$499,999	1
\$500,000 or more	5
Total farm production expenses (\$1,000)	29,590
Average per farm (\$)	102,035
Net cash farm income of operation (\$1,000)	-2,553
Average per farm (\$)	-8,803

Operator Characteristics	Quantity
Principal operators by primary occupation:	
Farming	168
Other	123
Principal operators by sex:	
Male	256
Female	35
Average age of principal operator (years)	55.2
All operators <sup>2</sup> by race:	
White	367
Black or African American	-
American Indian or Alaska Native	78
Native Hawaiian or Other Pacific Islander	-
Asian	-
More than one race	5
All operators <sup>2</sup> of Spanish, Hispanic, or Latino Origin	26

(D) Cannot be disclosed. (Z) Less than half of the unit shown. See "Census of Agriculture, Volume 1, Geographic Area Series" for complete footnotes.

<sup>1</sup> Universe is number of counties in state or U.S. with item.

<sup>2</sup> Data were collected for a maximum of three operators per farm.