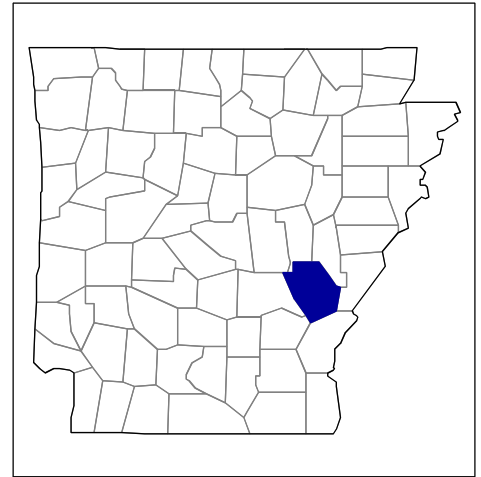




# 2002 Census of Agriculture County Profile

## Arkansas, Arkansas



### Number of farms

502 farms in 2002, 550 farms in 1997, down 9 percent.

### Land in farms

389,894 acres in 2002, 432,816 acres in 1997, down 10 percent.

### Average size of farm

777 acres in 2002, 787 acres in 1997, down 1 percent.

### Market Value of Production

\$95,798,000 in 2002, \$143,671,000 in 1997, down 33 percent.

Crop sales accounted for \$94,945,000 of the total value in 2002.

Livestock sales accounted for \$854,000 of the total value in 2002.

### Market Value of Production, average per farm

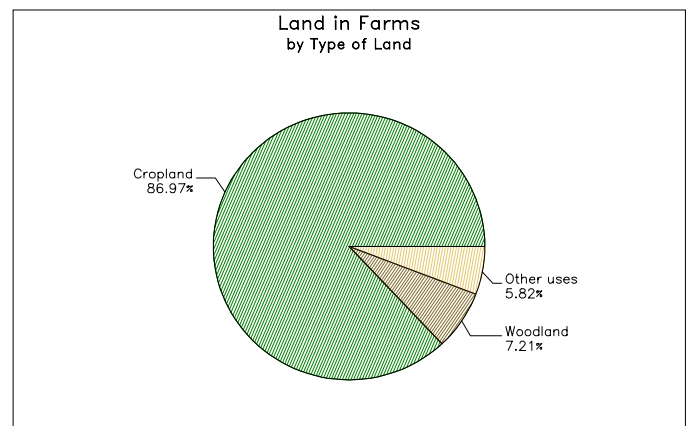
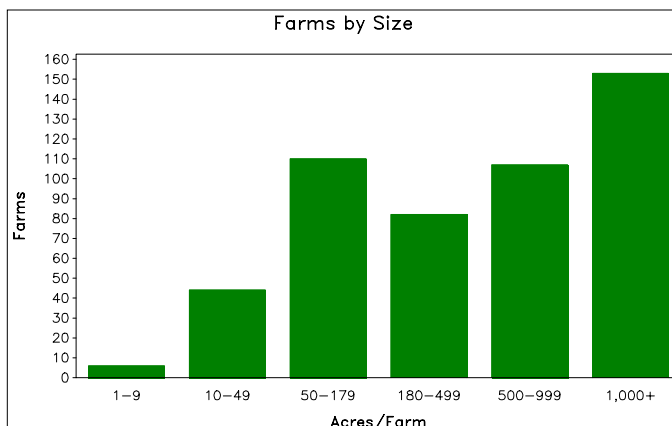
\$190,833 in 2002, \$261,221 in 1997, down 27 percent.

### Government Payments

\$14,404,000 in 2002, \$8,613,000 in 1997, up 67 percent.

### Government Payments, average per farm receiving payments

\$41,871 in 2002, \$22,029 in 1997, up 90 percent.



**2002 Census of Agriculture  
County Profile  
United States Department of Agriculture, Arkansas Agricultural Statistics Service**

**Arkansas, Arkansas**

**Ranked items among the 75 state counties and 3,078 U.S. counties, 2002**

Item	Quantity	State Rank	Universe <sup>1</sup>	U.S. Rank	Universe <sup>1</sup>
<b>MARKET VALUE OF AGRICULTURAL PRODUCTS SOLD (\$1,000)</b>					
Total value of agricultural products sold	95,798	17	75	552	3,075
Value of crops including nursery and greenhouse	94,945	2	75	144	3,070
Value of livestock, poultry, and their products	854	71	75	2,893	3,070
<b>VALUE OF SALES BY COMMODITY GROUP (\$1,000)</b>					
Grains, oilseeds, dry beans, and dry peas	94,601	1	55	28	2,871
Tobacco	-	-	-	-	560
Cotton and cottonseed	204	24	25	498	656
Vegetables, melons, potatoes, and sweet potatoes	(D)	(D)	71	(D)	2,747
Fruits, tree nuts, and berries	-	-	70	-	2,638
Nursery, greenhouse, floriculture, and sod	33	50	63	2,361	2,708
Cut Christmas trees and short rotation woody crops	(D)	(D)	23	(D)	1,774
Other crops and hay	77	68	75	2,839	3,046
Poultry and eggs	(D)	(D)	69	(D)	2,918
Cattle and calves	450	65	75	2,772	3,053
Milk and other dairy products from cows	-	-	48	-	2,493
Hogs and pigs	13	47	69	2,221	2,919
Sheep, goats, and their products	-	-	70	-	2,997
Horses, ponies, mules, burros, and donkeys	37	57	74	2,504	3,014
Aquaculture	(D)	(D)	45	(D)	1,520
Other animals and other animal products	(D)	(D)	64	(D)	2,727
<b>TOP LIVESTOCK INVENTORY ITEMS (number)</b>					
Cattle and calves	2,809	66	75	2,728	3,059
Colonies of bees	(D)	6	62	(D)	2,392
Horses and ponies	205	64	75	2,811	3,065
Layers 20 weeks old and older	150	63	72	2,587	2,983
Hogs and pigs	96	59	72	2,356	2,926
<b>TOP CROP ITEMS (acres)</b>					
Soybeans	185,504	1	46	20	2,076
Rice	118,452	2	38	3	150
All Wheat for grain	65,031	2	51	212	2,517
Sorghum for grain	2,466	20	43	334	1,307
Forage - land used for all hay and haylage, grass silage, and greenchop	2,274	67	75	2,697	3,059

**Other County Highlights**

Economic Characteristics	Quantity	Operator Characteristics	Quantity
Farms by value of sales		Principal operators by primary occupation:	
Less than \$1,000	77	Farming	391
\$1,000 to \$2,499	13	Other	111
\$2,500 to \$4,999	23		
\$5,000 to \$9,999	40	Principal operators by sex:	
\$10,000 to \$19,999	24	Male	467
\$20,000 to \$24,999	16	Female	35
\$25,000 to \$39,999	13		
\$40,000 to \$49,999	6	Average age of principal operator (years)	54.3
\$50,000 to \$99,999	54		
\$100,000 to \$249,999	101	All operators <sup>2</sup> by race:	
\$250,000 to \$499,999	78	White	667
\$500,000 or more	57	Black or African American	21
Total farm production expenses (\$1,000)	77,195	American Indian or Alaska Native	3
Average per farm (\$)	154,699	Native Hawaiian or Other Pacific Islander	-
		Asian	-
Net cash farm income of operation (\$1,000)	38,307	More than one race	-
Average per farm (\$)	76,767	All operators <sup>2</sup> of Spanish, Hispanic, or Latino Origin	5

(D) Cannot be disclosed. (Z) Less than half of the unit shown. See "Census of Agriculture, Volume 1, Geographic Area Series" for complete footnotes.

<sup>1</sup> Universe is number of counties in state or U.S. with item.

<sup>2</sup> Data were collected for a maximum of three operators per farm.