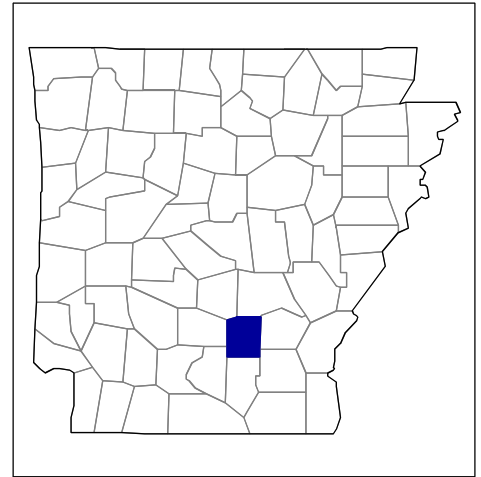




2002 Census of Agriculture County Profile

Cleveland, Arkansas



Number of farms

220 farms in 2002, 242 farms in 1997, down 9 percent.

Land in farms

35,600 acres in 2002, 33,017 acres in 1997, up 8 percent.

Average size of farm

162 acres in 2002, 136 acres in 1997, up 19 percent.

Market Value of Production

\$57,607,000 in 2002, \$53,968,000 in 1997, up 7 percent.

Crop sales accounted for \$309,000 of the total value in 2002.

Livestock sales accounted for \$57,298,000 of the total value in 2002.

Market Value of Production, average per farm

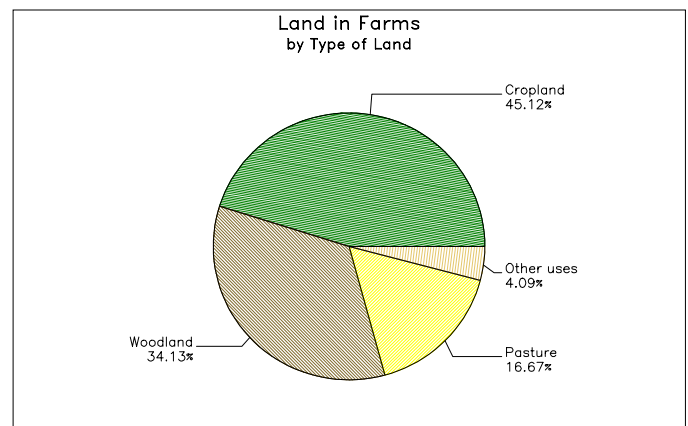
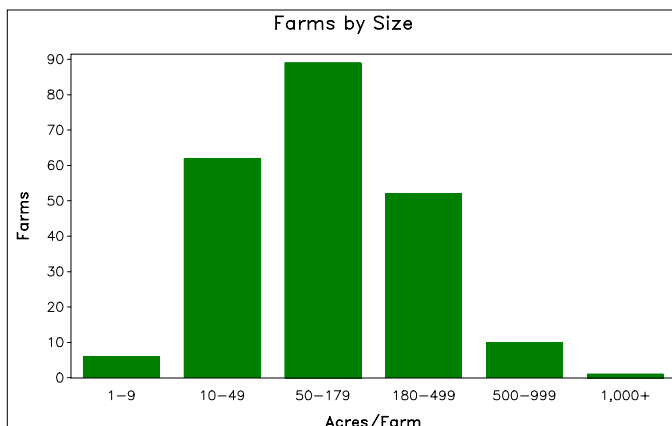
\$261,850 in 2002, \$223,009 in 1997, up 17 percent.

Government Payments

\$89,000 in 2002, \$47,000 in 1997, up 89 percent.

Government Payments, average per farm receiving payments

\$6,390 in 2002, \$2,628 in 1997, up 143 percent.



**2002 Census of Agriculture
County Profile
United States Department of Agriculture, Arkansas Agricultural Statistics Service**

Cleveland, Arkansas

Ranked items among the 75 state counties and 3,078 U.S. counties, 2002

Item	Quantity	State Rank	Universe ¹	U.S. Rank	Universe ¹
MARKET VALUE OF AGRICULTURAL PRODUCTS SOLD (\$1,000)					
Total value of agricultural products sold	57,607	38	75	997	3,075
Value of crops including nursery and greenhouse	309	70	75	2,959	3,070
Value of livestock, poultry, and their products	57,298	21	75	472	3,070
VALUE OF SALES BY COMMODITY GROUP (\$1,000)					
Grains, oilseeds, dry beans, and dry peas	-	-	55	-	2,871
Tobacco	-	-	-	-	560
Cotton and cottonseed	-	-	25	-	656
Vegetables, melons, potatoes, and sweet potatoes	141	27	71	1,537	2,747
Fruits, tree nuts, and berries	(D)	(D)	70	(D)	2,638
Nursery, greenhouse, floriculture, and sod	-	-	63	-	2,708
Cut Christmas trees and short rotation woody crops	-	-	23	-	1,774
Other crops and hay	(D)	(D)	75	(D)	3,046
Poultry and eggs	55,391	19	69	116	2,918
Cattle and calves	1,868	47	75	2,215	3,053
Milk and other dairy products from cows	-	-	48	-	2,493
Hogs and pigs	(D)	(D)	69	(D)	2,919
Sheep, goats, and their products	-	-	70	-	2,997
Horses, ponies, mules, burros, and donkeys	(D)	(D)	74	(D)	3,014
Aquaculture	-	-	45	-	1,520
Other animals and other animal products	-	-	64	-	2,727
TOP LIVESTOCK INVENTORY ITEMS (number)					
Broilers and other meat-type chickens	4,151,280	16	63	101	2,599
Layers 20 weeks old and older	256,170	14	72	240	2,983
Cattle and calves	9,188	49	75	2,122	3,059
Horses and ponies	213	62	75	2,794	3,065
Hogs and pigs	112	51	72	2,286	2,926
TOP CROP ITEMS (acres)					
Forage - land used for all hay and haylage, grass silage, and greenchop	7,528	51	75	2,008	3,059
All Vegetables harvested	22	43	70	1,965	2,710
Tomatoes	15	6	47	477	2,209
Peaches ³	(D)	(D)	51	(D)	1,773
All Berries ³	(D)	(D)	51	(D)	2,019

Other County Highlights

Economic Characteristics	Quantity	Operator Characteristics	Quantity
Farms by value of sales		Principal operators by primary occupation:	
Less than \$1,000	40	Farming	147
\$1,000 to \$2,499	20	Other	73
\$2,500 to \$4,999	19	Principal operators by sex:	
\$5,000 to \$9,999	33	Male	191
\$10,000 to \$19,999	17	Female	29
\$20,000 to \$24,999	8	Average age of principal operator (years)	55.9
\$25,000 to \$39,999	10	All operators ² by race:	
\$40,000 to \$49,999	1	White	319
\$50,000 to \$99,999	2	Black or African American	3
\$100,000 to \$249,999	9	American Indian or Alaska Native	2
\$250,000 to \$499,999	25	Native Hawaiian or Other Pacific Islander	-
\$500,000 or more	36	Asian	-
Total farm production expenses (\$1,000)	37,227	More than one race	2
Average per farm (\$)	169,988	All operators ² of Spanish, Hispanic, or Latino Origin	3
Net cash farm income of operation (\$1,000)	20,748		
Average per farm (\$)	94,739		

(D) Cannot be disclosed. (Z) Less than half of the unit shown. See "Census of Agriculture, Volume 1, Geographic Area Series" for complete footnotes.

¹ Universe is number of counties in state or U.S. with item.

² Data were collected for a maximum of three operators per farm.

³ Items with a rank that cannot be disclosed are separated by a blank line, position in table does not indicate rank.