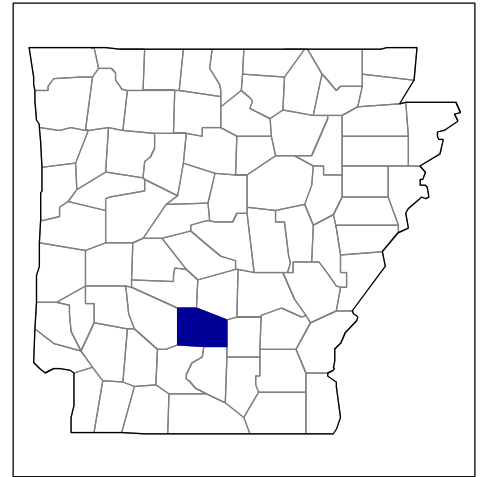




2002 Census of Agriculture County Profile

Dallas, Arkansas



Number of farms

125 farms in 2002, 135 farms in 1997, down 7 percent.

Land in farms

25,896 acres in 2002, 24,344 acres in 1997, up 6 percent.

Average size of farm

207 acres in 2002, 180 acres in 1997, up 15 percent.

Market Value of Production

\$1,779,000 in 2002, \$1,987,000 in 1997, down 10 percent.

Crop sales accounted for (D) of the total value in 2002.

Livestock sales accounted for (D) of the total value in 2002.

Market Value of Production, average per farm

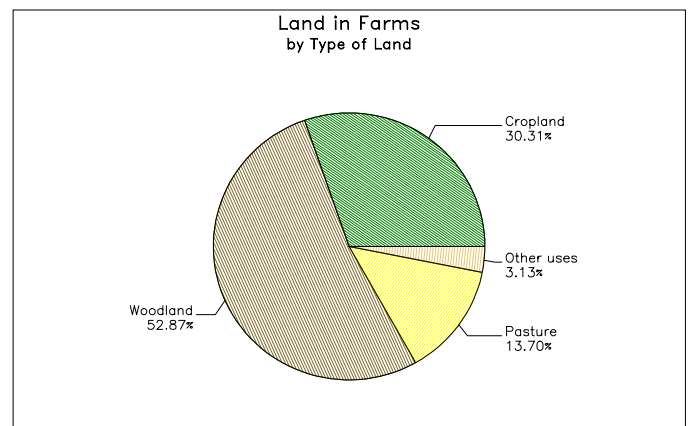
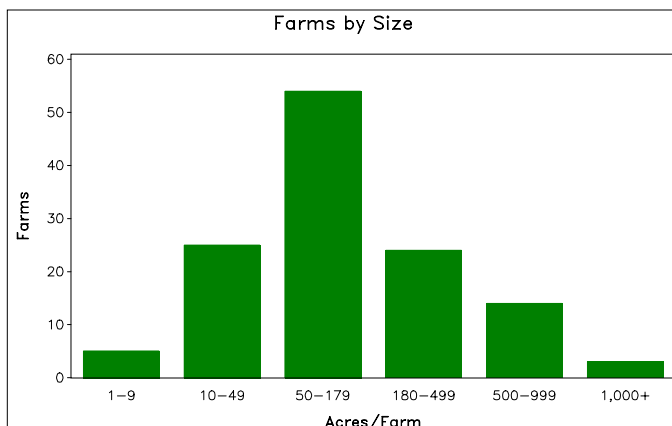
\$14,235 in 2002, \$14,719 in 1997, down 3 percent.

Government Payments

\$19,000 in 2002, \$48,000 in 1997, down 60 percent.

Government Payments, average per farm receiving payments

\$2,783 in 2002, \$2,648 in 1997, up 5 percent.



**2002 Census of Agriculture
County Profile
United States Department of Agriculture, Arkansas Agricultural Statistics Service**

Dallas, Arkansas

Ranked items among the 75 state counties and 3,078 U.S. counties, 2002

Item	Quantity	State Rank	Universe ¹	U.S. Rank	Universe ¹
MARKET VALUE OF AGRICULTURAL PRODUCTS SOLD (\$1,000)					
Total value of agricultural products sold	1,779	75	75	2,957	3,075
Value of crops including nursery and greenhouse	(D)	(D)	75	(D)	3,070
Value of livestock, poultry, and their products	(D)	(D)	75	(D)	3,070
VALUE OF SALES BY COMMODITY GROUP (\$1,000)					
Grains, oilseeds, dry beans, and dry peas	5	54	55	2,791	2,871
Tobacco	-	-	-	-	560
Cotton and cottonseed	-	-	25	-	656
Vegetables, melons, potatoes, and sweet potatoes	(D)	(D)	71	(D)	2,747
Fruits, tree nuts, and berries	(D)	(D)	70	(D)	2,638
Nursery, greenhouse, floriculture, and sod	(D)	(D)	63	(D)	2,708
Cut Christmas trees and short rotation woody crops	(D)	(D)	23	(D)	1,774
Other crops and hay	(D)	(D)	75	(D)	3,046
Poultry and eggs	(D)	(D)	69	(D)	2,918
Cattle and calves	430	66	75	2,779	3,053
Milk and other dairy products from cows	-	-	48	-	2,493
Hogs and pigs	6	54	69	2,448	2,919
Sheep, goats, and their products	(D)	(D)	70	(D)	2,997
Horses, ponies, mules, burros, and donkeys	12	68	74	2,879	3,014
Aquaculture	(D)	(D)	45	(D)	1,520
Other animals and other animal products	(D)	(D)	64	(D)	2,727
TOP LIVESTOCK INVENTORY ITEMS (number)					
Broilers and other meat-type chickens	(D)	50	63	(D)	2,599
Cattle and calves	2,763	67	75	2,733	3,059
Hogs and pigs	181	44	72	2,074	2,926
Horses and ponies	180	68	75	2,854	3,065
Layers 20 weeks old and older	126	64	72	2,643	2,983
TOP CROP ITEMS (acres)					
Forage - land used for all hay and haylage, grass silage, and greenchop	3,430	62	75	2,528	3,059
All Wheat for grain	(D)	50	51	(D)	2,517
Cut Christmas trees ³	(D)	(D)	30	(D)	1,877
Corn for grain ³	(D)	(D)	50	(D)	2,592
All Vegetables harvested ³	(D)	(D)	70	(D)	2,710

Other County Highlights

Economic Characteristics	Quantity	Operator Characteristics	Quantity
Farms by value of sales		Principal operators by primary occupation:	
Less than \$1,000	41	Farming	66
\$1,000 to \$2,499	27	Other	59
\$2,500 to \$4,999	24	Principal operators by sex:	
\$5,000 to \$9,999	17	Male	119
\$10,000 to \$19,999	11	Female	6
\$20,000 to \$24,999	-	Average age of principal operator (years)	58.6
\$25,000 to \$39,999	3	All operators ² by race:	
\$40,000 to \$49,999	-	White	157
\$50,000 to \$99,999	-	Black or African American	30
\$100,000 to \$249,999	-	American Indian or Alaska Native	-
\$250,000 to \$499,999	-	Native Hawaiian or Other Pacific Islander	-
\$500,000 or more	2	Asian	-
Total farm production expenses (\$1,000)	1,494	More than one race	-
Average per farm (\$)	12,249	All operators ² of Spanish, Hispanic, or Latino Origin	6
Net cash farm income of operation (\$1,000)	381		
Average per farm (\$)	3,127		

(D) Cannot be disclosed. (Z) Less than half of the unit shown. See "Census of Agriculture, Volume 1, Geographic Area Series" for complete footnotes.

¹ Universe is number of counties in state or U.S. with item.

² Data were collected for a maximum of three operators per farm.

³ Items with a rank that cannot be disclosed are separated by a blank line, position in table does not indicate rank.