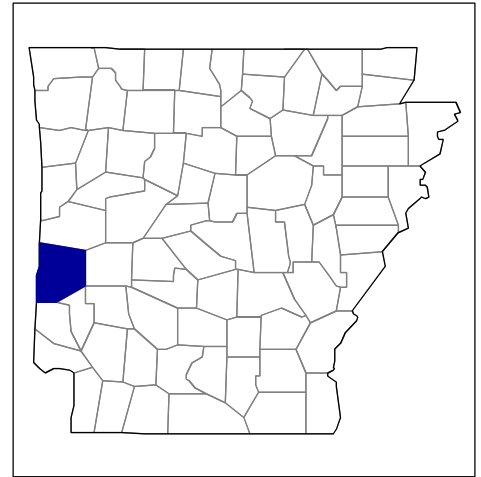




2002 Census of Agriculture County Profile

Polk, Arkansas



Number of farms

845 farms in 2002, 930 farms in 1997, down 9 percent.

Land in farms

146,287 acres in 2002, 135,156 acres in 1997, up 8 percent.

Average size of farm

173 acres in 2002, 145 acres in 1997, up 19 percent.

Market Value of Production

\$81,600,000 in 2002, \$103,458,000 in 1997, down 21 percent.

Crop sales accounted for \$424,000 of the total value in 2002.

Livestock sales accounted for \$81,177,000 of the total value in 2002.

Market Value of Production, average per farm

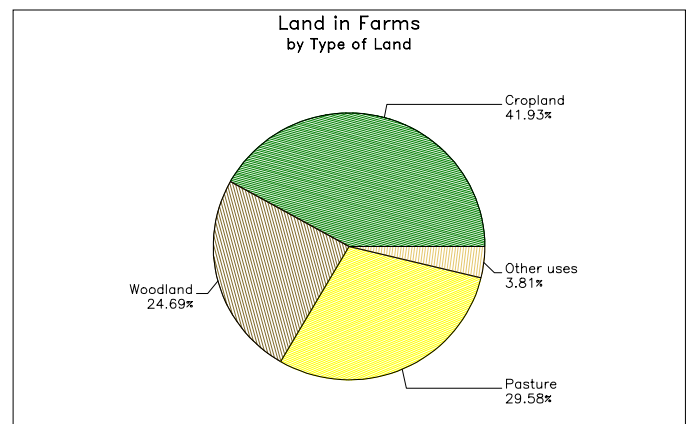
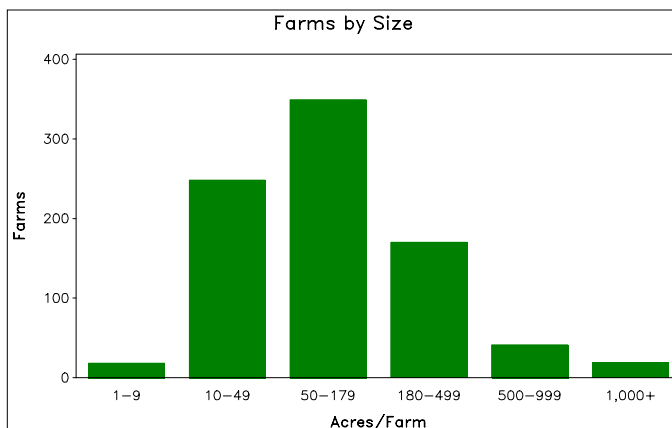
\$96,569 in 2002, \$111,246 in 1997, down 13 percent.

Government Payments

\$23,000 in 2002, \$18,000 in 1997, up 28 percent.

Government Payments, average per farm receiving payments

\$1,276 in 2002, \$708 in 1997, up 80 percent.



**2002 Census of Agriculture
County Profile
United States Department of Agriculture, Arkansas Agricultural Statistics Service**

Polk, Arkansas

Ranked items among the 75 state counties and 3,078 U.S. counties, 2002

Item	Quantity	State Rank	Universe ¹	U.S. Rank	Universe ¹
MARKET VALUE OF AGRICULTURAL PRODUCTS SOLD (\$1,000)					
Total value of agricultural products sold	81,600	23	75	684	3,075
Value of crops including nursery and greenhouse	424	66	75	2,916	3,070
Value of livestock, poultry, and their products	81,177	15	75	283	3,070
VALUE OF SALES BY COMMODITY GROUP (\$1,000)					
Grains, oilseeds, dry beans, and dry peas	-	-	55	-	2,871
Tobacco	-	-	-	-	560
Cotton and cottonseed	-	-	25	-	656
Vegetables, melons, potatoes, and sweet potatoes	(D)	(D)	71	(D)	2,747
Fruits, tree nuts, and berries	(D)	(D)	70	(D)	2,638
Nursery, greenhouse, floriculture, and sod	-	-	63	-	2,708
Cut Christmas trees and short rotation woody crops	-	-	23	-	1,774
Other crops and hay	392	34	75	2,097	3,046
Poultry and eggs	63,772	16	69	97	2,918
Cattle and calves	7,280	21	75	1,221	3,053
Milk and other dairy products from cows	(D)	(D)	48	(D)	2,493
Hogs and pigs	9,580	6	69	299	2,919
Sheep, goats, and their products	23	19	70	1,807	2,997
Horses, ponies, mules, burros, and donkeys	257	14	74	866	3,014
Aquaculture	(D)	(D)	45	(D)	1,520
Other animals and other animal products	(D)	(D)	64	(D)	2,727
TOP LIVESTOCK INVENTORY ITEMS (number)					
Broilers and other meat-type chickens	4,582,054	14	63	91	2,599
Layers 20 weeks old and older	236,393	17	72	261	2,983
Cattle and calves	38,751	15	75	804	3,059
Hogs and pigs	7,744	10	72	789	2,926
Horses and ponies	1,306	16	75	939	3,065
TOP CROP ITEMS (acres)					
Forage - land used for all hay and haylage, grass silage, and greenchop	26,086	18	75	853	3,059
Grapes	12	7	41	522	1,830
All Vegetables harvested ³	(D)	(D)	70	(D)	2,710
Peaches ³	(D)	(D)	51	(D)	1,773
Sweet corn ³	(D)	(D)	50	(D)	2,279

Other County Highlights

Economic Characteristics	Quantity	Operator Characteristics	Quantity
Farms by value of sales		Principal operators by primary occupation:	
Less than \$1,000	157	Farming	502
\$1,000 to \$2,499	130	Other	343
\$2,500 to \$4,999	104		
\$5,000 to \$9,999	118	Principal operators by sex:	
\$10,000 to \$19,999	80	Male	735
\$20,000 to \$24,999	20	Female	110
\$25,000 to \$39,999	21		
\$40,000 to \$49,999	4	Average age of principal operator (years)	55.0
\$50,000 to \$99,999	24		
\$100,000 to \$249,999	67	All operators ² by race:	
\$250,000 to \$499,999	82	White	1,230
\$500,000 or more	38	Black or African American	1
Total farm production expenses (\$1,000)	63,221	American Indian or Alaska Native	14
Average per farm (\$)	75,263	Native Hawaiian or Other Pacific Islander	-
		Asian	2
Net cash farm income of operation (\$1,000)	19,358	More than one race	14
Average per farm (\$)	23,045	All operators ² of Spanish, Hispanic, or Latino Origin	24

(D) Cannot be disclosed. (Z) Less than half of the unit shown. See "Census of Agriculture, Volume 1, Geographic Area Series" for complete footnotes.

¹ Universe is number of counties in state or U.S. with item.

² Data were collected for a maximum of three operators per farm.

³ Items with a rank that cannot be disclosed are separated by a blank line, position in table does not indicate rank.