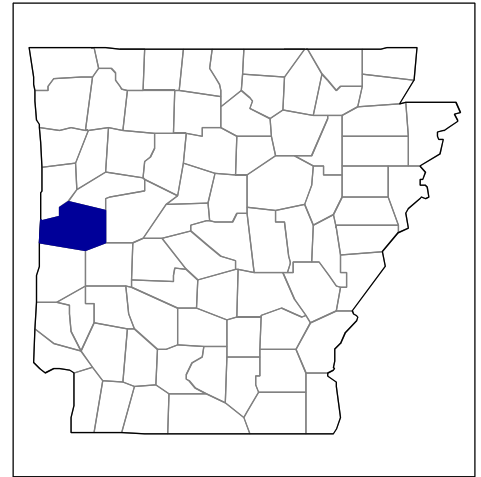




# 2002 Census of Agriculture County Profile

## Scott, Arkansas



### Number of farms

697 farms in 2002, 710 farms in 1997, down 2 percent.

### Land in farms

123,526 acres in 2002, 118,183 acres in 1997, up 5 percent.

### Average size of farm

177 acres in 2002, 166 acres in 1997, up 7 percent.

### Market Value of Production

\$92,596,000 in 2002, \$92,439,000 in 1997, up slightly.

Crop sales accounted for \$392,000 of the total value in 2002.

Livestock sales accounted for \$92,204,000 of the total value in 2002.

### Market Value of Production, average per farm

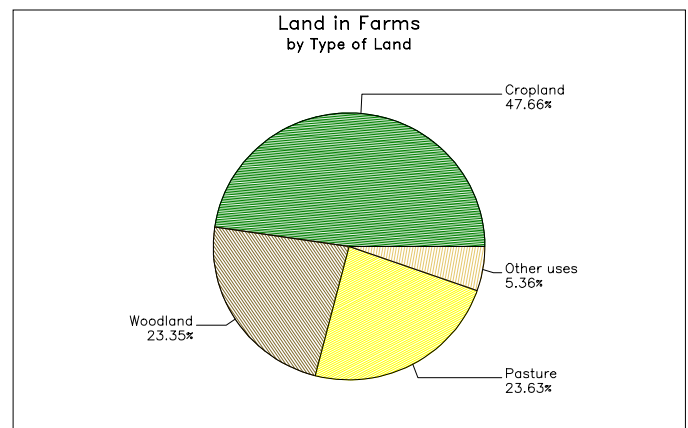
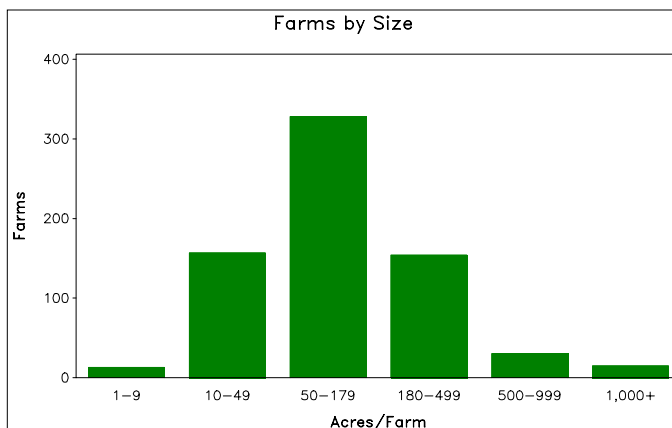
\$132,850 in 2002, \$130,196 in 1997, up 2 percent.

### Government Payments

\$32,000 in 2002, \$102,000 in 1997, down 69 percent.

### Government Payments, average per farm receiving payments

\$1,187 in 2002, \$2,838 in 1997, down 58 percent.



**2002 Census of Agriculture  
County Profile  
United States Department of Agriculture, Arkansas Agricultural Statistics Service**

**Scott, Arkansas**

**Ranked items among the 75 state counties and 3,078 U.S. counties, 2002**

Item	Quantity	State Rank	Universe <sup>1</sup>	U.S. Rank	Universe <sup>1</sup>
<b>MARKET VALUE OF AGRICULTURAL PRODUCTS SOLD (\$1,000)</b>					
Total value of agricultural products sold	92,596	18	75	588	3,075
Value of crops including nursery and greenhouse	392	67	75	2,929	3,070
Value of livestock, poultry, and their products	92,204	14	75	238	3,070
<b>VALUE OF SALES BY COMMODITY GROUP (\$1,000)</b>					
Grains, oilseeds, dry beans, and dry peas	-	-	55	-	2,871
Tobacco	-	-	-	-	560
Cotton and cottonseed	-	-	25	-	656
Vegetables, melons, potatoes, and sweet potatoes	(D)	(D)	71	(D)	2,747
Fruits, tree nuts, and berries	(D)	(D)	70	(D)	2,638
Nursery, greenhouse, floriculture, and sod	-	-	63	-	2,708
Cut Christmas trees and short rotation woody crops	-	-	23	-	1,774
Other crops and hay	370	36	75	2,139	3,046
Poultry and eggs	85,432	11	69	70	2,918
Cattle and calves	6,230	28	75	1,350	3,053
Milk and other dairy products from cows	431	25	48	1,725	2,493
Hogs and pigs	2	66	69	2,707	2,919
Sheep, goats, and their products	12	31	70	2,190	2,997
Horses, ponies, mules, burros, and donkeys	97	42	74	1,796	3,014
Aquaculture	-	-	45	-	1,520
Other animals and other animal products	(Z)	61	64	2,551	2,727
<b>TOP LIVESTOCK INVENTORY ITEMS (number)</b>					
Broilers and other meat-type chickens	5,882,898	12	63	72	2,599
Layers 20 weeks old and older	523,851	6	72	165	2,983
Cattle and calves	30,850	26	75	1,036	3,059
Horses and ponies	847	41	75	1,503	3,065
Ducks	190	7	60	620	2,630
<b>TOP CROP ITEMS (acres)</b>					
Forage - land used for all hay and haylage, grass silage, and greenchop	26,413	17	75	842	3,059
All Vegetables harvested	10	48	70	2,212	2,710
Watermelons	6	31	53	843	1,753
Sweet corn	(D)	24	50	(D)	2,279
Potatoes	(D)	15	20	(D)	1,551

**Other County Highlights**

Economic Characteristics	Quantity	Operator Characteristics	Quantity
Farms by value of sales		Principal operators by primary occupation:	
Less than \$1,000	116	Farming	435
\$1,000 to \$2,499	101	Other	262
\$2,500 to \$4,999	87		
\$5,000 to \$9,999	91	Principal operators by sex:	
\$10,000 to \$19,999	60	Male	606
\$20,000 to \$24,999	12	Female	91
\$25,000 to \$39,999	25		
\$40,000 to \$49,999	9	Average age of principal operator (years)	54.6
\$50,000 to \$99,999	23		
\$100,000 to \$249,999	47	All operators <sup>2</sup> by race:	
\$250,000 to \$499,999	80	White	938
\$500,000 or more	46	Black or African American	-
Total farm production expenses (\$1,000)	59,557	American Indian or Alaska Native	28
Average per farm (\$)	85,203	Native Hawaiian or Other Pacific Islander	-
		Asian	32
Net cash farm income of operation (\$1,000)	31,756	More than one race	17
Average per farm (\$)	45,431	All operators <sup>2</sup> of Spanish, Hispanic, or Latino Origin	9

(D) Cannot be disclosed. (Z) Less than half of the unit shown. See "Census of Agriculture, Volume 1, Geographic Area Series" for complete footnotes.

<sup>1</sup> Universe is number of counties in state or U.S. with item.

<sup>2</sup> Data were collected for a maximum of three operators per farm.