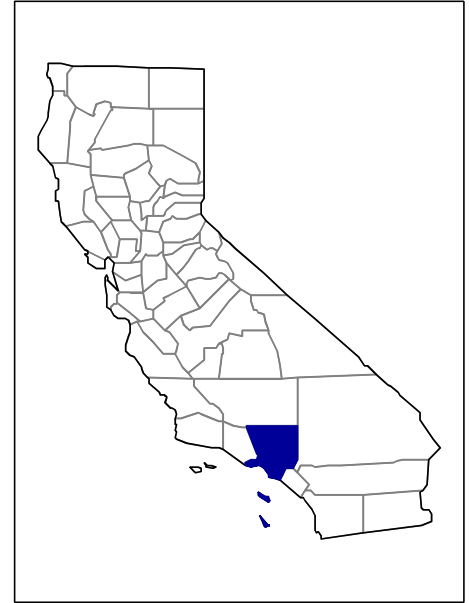




2002 Census of Agriculture County Profile

Los Angeles, California



Number of farms

1,543 farms in 2002, 1,651 farms in 1997, down 7 percent.

Land in farms

111,458 acres in 2002, 142,960 acres in 1997, down 22 percent.

Average size of farm

72 acres in 2002, 87 acres in 1997, down 17 percent.

Market Value of Production

\$281,303,000 in 2002, \$242,788,000 in 1997, up 16 percent.

Crop sales accounted for \$272,587,000 of the total value in 2002.

Livestock sales accounted for \$8,716,000 of the total value in 2002.

Market Value of Production, average per farm

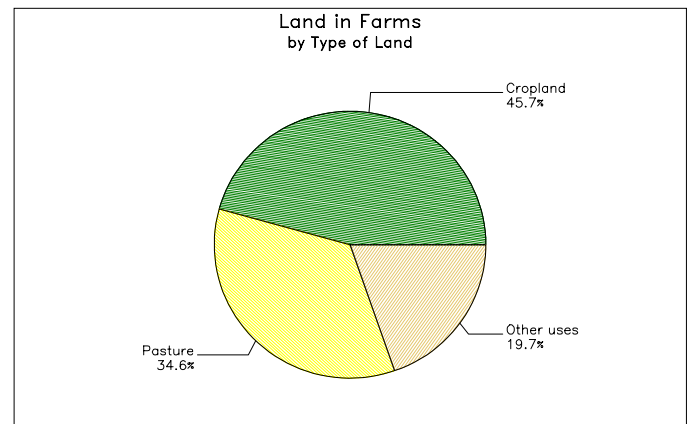
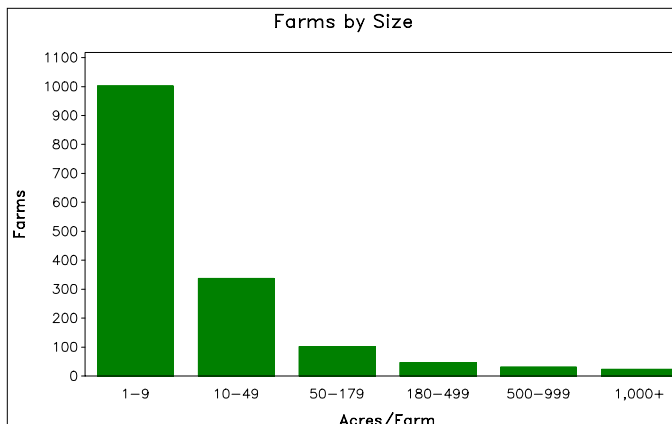
\$182,309 in 2002, \$147,055 in 1997, up 24 percent.

Government Payments

\$78,000 in 2002, \$314,000 in 1997, down 75 percent.

Government Payments, average per farm receiving payments

\$2,517 in 2002, \$6,156 in 1997, down 59 percent.



**2002 Census of Agriculture
County Profile
United States Department of Agriculture, California Agricultural Statistics Service**

Los Angeles, California

Ranked items among the 58 state counties and 3,078 U.S. counties, 2002

Item	Quantity	State Rank	Universe ¹	U.S. Rank	Universe ¹
MARKET VALUE OF AGRICULTURAL PRODUCTS SOLD (\$1,000)					
Total value of agricultural products sold	281,303	21	58	84	3,075
Value of crops including nursery and greenhouse	272,587	21	58	34	3,070
Value of livestock, poultry, and their products	8,716	40	58	1,981	3,070
VALUE OF SALES BY COMMODITY GROUP (\$1,000)					
Grains, oilseeds, dry beans, and dry peas	(D)	(D)	48	(D)	2,871
Tobacco	-	-	-	-	560
Cotton and cottonseed	-	-	17	-	656
Vegetables, melons, potatoes, and sweet potatoes	37,895	19	56	60	2,747
Fruits, tree nuts, and berries	12,601	35	55	103	2,638
Nursery, greenhouse, floriculture, and sod	214,975	4	55	7	2,708
Cut Christmas trees and short rotation woody crops	(D)	(D)	43	(D)	1,774
Other crops and hay	6,535	19	57	204	3,046
Poultry and eggs	596	24	56	1,029	2,918
Cattle and calves	(D)	(D)	57	(D)	3,053
Milk and other dairy products from cows	(D)	(D)	47	(D)	2,493
Hogs and pigs	61	24	53	1,633	2,919
Sheep, goats, and their products	722	15	56	129	2,997
Horses, ponies, mules, burros, and donkeys	2,385	3	56	42	3,014
Aquaculture	(D)	(D)	51	(D)	1,520
Other animals and other animal products	576	23	54	239	2,727
TOP LIVESTOCK INVENTORY ITEMS (number)					
Pheasants	(D)	5	41	(D)	1,541
Layers 20 weeks old and older	8,458	17	56	758	2,983
Horses and ponies	6,142	3	57	24	3,065
Cattle and calves	5,063	51	57	2,511	3,059
Quail ³	(D)	(D)	32	(D)	1,412
TOP CROP ITEMS (acres)					
Forage - land used for all hay and haylage, grass silage, and greenchop	8,653	30	57	1,911	3,059
All Vegetables harvested	7,079	22	56	99	2,710
Carrots	(D)	4	42	(D)	519
Nursery stock	(D)	4	48	(D)	2,129
Dry onions	(D)	5	48	(D)	853

Other County Highlights

Economic Characteristics	Quantity	Operator Characteristics	Quantity
Farms by value of sales		Principal operators by primary occupation:	
Less than \$1,000	555	Farming	840
\$1,000 to \$2,499	208	Other	703
\$2,500 to \$4,999	164	Principal operators by sex:	
\$5,000 to \$9,999	127	Male	1,042
\$10,000 to \$19,999	110	Female	501
\$20,000 to \$24,999	23	Average age of principal operator (years)	56.2
\$25,000 to \$39,999	65	All operators ² by race:	
\$40,000 to \$49,999	23	White	2,197
\$50,000 to \$99,999	55	Black or African American	11
\$100,000 to \$249,999	77	American Indian or Alaska Native	24
\$250,000 to \$499,999	51	Native Hawaiian or Other Pacific Islander	1
\$500,000 or more	85	Asian	199
Total farm production expenses (\$1,000)	211,270	More than one race	8
Average per farm (\$)	137,099	All operators ² of Spanish, Hispanic, or Latino Origin	431
Net cash farm income of operation (\$1,000)	76,968		
Average per farm (\$)	49,947		

(D) Cannot be disclosed. (Z) Less than half of the unit shown. See "Census of Agriculture, Volume 1, Geographic Area Series" for complete footnotes.

¹ Universe is number of counties in state or U.S. with item.

² Data were collected for a maximum of three operators per farm.

³ Items with a rank that cannot be disclosed are separated by a blank line, position in table does not indicate rank.