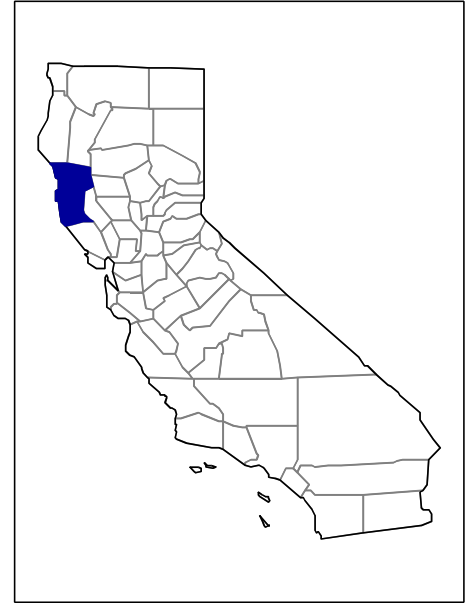


# 2002 Census of Agriculture County Profile

## Mendocino, California



### Number of farms

1,184 farms in 2002, 1,270 farms in 1997, down 7 percent.

### Land in farms

707,466 acres in 2002, 656,105 acres in 1997, up 8 percent.

### Average size of farm

598 acres in 2002, 517 acres in 1997, up 16 percent.

### Market Value of Production

\$95,047,000 in 2002, \$116,678,000 in 1997, down 19 percent.

Crop sales accounted for \$85,971,000 of the total value in 2002.

Livestock sales accounted for \$9,076,000 of the total value in 2002.

### Market Value of Production, average per farm

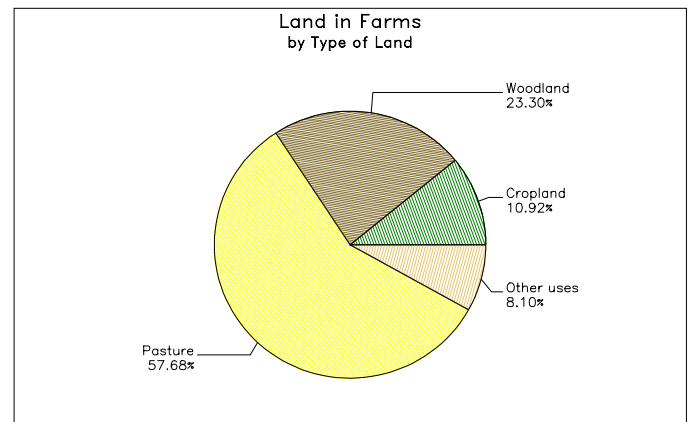
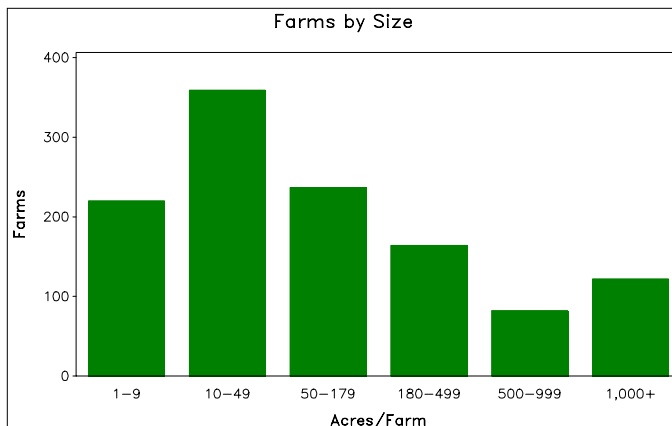
\$80,276 in 2002, \$91,872 in 1997, down 13 percent.

### Government Payments

\$498,000 in 2002, \$90,000 in 1997, up 453 percent.

### Government Payments, average per farm receiving payments

\$6,725 in 2002, \$3,595 in 1997, up 87 percent.



**2002 Census of Agriculture  
County Profile  
United States Department of Agriculture, California Agricultural Statistics Service**

**Mendocino, California**

**Ranked items among the 58 state counties and 3,078 U.S. counties, 2002**

Item	Quantity	State Rank	Universe <sup>1</sup>	U.S. Rank	Universe <sup>1</sup>
<b>MARKET VALUE OF AGRICULTURAL PRODUCTS SOLD (\$1,000)</b>					
Total value of agricultural products sold	95,047	36	58	562	3,075
Value of crops including nursery and greenhouse	85,971	33	58	181	3,070
Value of livestock, poultry, and their products	9,076	36	58	1,946	3,070
<b>VALUE OF SALES BY COMMODITY GROUP (\$1,000)</b>					
Grains, oilseeds, dry beans, and dry peas	(D)	(D)	48	(D)	2,871
Tobacco	-	-	-	-	560
Cotton and cottonseed	-	-	17	-	656
Vegetables, melons, potatoes, and sweet potatoes	867	39	56	808	2,747
Fruits, tree nuts, and berries	78,724	23	55	39	2,638
Nursery, greenhouse, floriculture, and sod	5,576	36	55	435	2,708
Cut Christmas trees and short rotation woody crops	(D)	(D)	43	(D)	1,774
Other crops and hay	480	41	57	1,931	3,046
Poultry and eggs	156	31	56	1,237	2,918
Cattle and calves	3,874	40	57	1,710	3,053
Milk and other dairy products from cows	(D)	(D)	47	(D)	2,493
Hogs and pigs	142	16	53	1,357	2,919
Sheep, goats, and their products	598	18	56	155	2,997
Horses, ponies, mules, burros, and donkeys	(D)	(D)	56	(D)	3,014
Aquaculture	60	35	51	664	1,520
Other animals and other animal products	92	40	54	897	2,727
<b>TOP LIVESTOCK INVENTORY ITEMS (number)</b>					
Cattle and calves	20,024	34	57	1,452	3,059
Sheep and lambs	9,418	16	57	124	2,867
Layers 20 weeks old and older	4,451	22	56	807	2,983
Horses and ponies	1,788	27	57	565	3,065
All Goats	1,254	29	55	348	2,971
<b>TOP CROP ITEMS (acres)</b>					
Grapes	17,771	11	52	14	1,830
Forage - land used for all hay and haylage, grass silage, and greenchop	8,226	32	57	1,947	3,059
Pears	2,790	3	51	8	1,572
Apples	489	15	53	109	2,173
All Vegetables harvested	326	37	56	769	2,710

**Other County Highlights**

Economic Characteristics	Quantity	Operator Characteristics	Quantity
Farms by value of sales		Principal operators by primary occupation:	
Less than \$1,000	318	Farming	707
\$1,000 to \$2,499	106	Other	477
\$2,500 to \$4,999	127		
\$5,000 to \$9,999	112	Principal operators by sex:	
\$10,000 to \$19,999	119	Male	956
\$20,000 to \$24,999	34	Female	228
\$25,000 to \$39,999	84		
\$40,000 to \$49,999	26	Average age of principal operator (years)	57.4
\$50,000 to \$99,999	89		
\$100,000 to \$249,999	80	All operators <sup>2</sup> by race:	
\$250,000 to \$499,999	40	White	1,756
\$500,000 or more	49	Black or African American	-
Total farm production expenses (\$1,000)	89,435	American Indian or Alaska Native	21
Average per farm (\$)	75,600	Native Hawaiian or Other Pacific Islander	1
		Asian	8
Net cash farm income of operation (\$1,000)	10,820	More than one race	21
Average per farm (\$)	9,146	All operators <sup>2</sup> of Spanish, Hispanic, or Latino Origin	74

(D) Cannot be disclosed. (Z) Less than half of the unit shown. See "Census of Agriculture, Volume 1, Geographic Area Series" for complete footnotes.

<sup>1</sup> Universe is number of counties in state or U.S. with item.

<sup>2</sup> Data were collected for a maximum of three operators per farm.