

# 2002 Census of Agriculture County Profile

## Modoc, California

### Number of farms

428 farms in 2002, 498 farms in 1997, down 14 percent.

### Land in farms

608,928 acres in 2002, 681,687 acres in 1997, down 11 percent.

### Average size of farm

1,423 acres in 2002, 1,369 acres in 1997, up 4 percent.

### Market Value of Production

\$52,535,000 in 2002, \$65,676,000 in 1997, down 20 percent.

Crop sales accounted for \$32,961,000 of the total value in 2002.

Livestock sales accounted for \$19,574,000 of the total value in 2002.

### Market Value of Production, average per farm

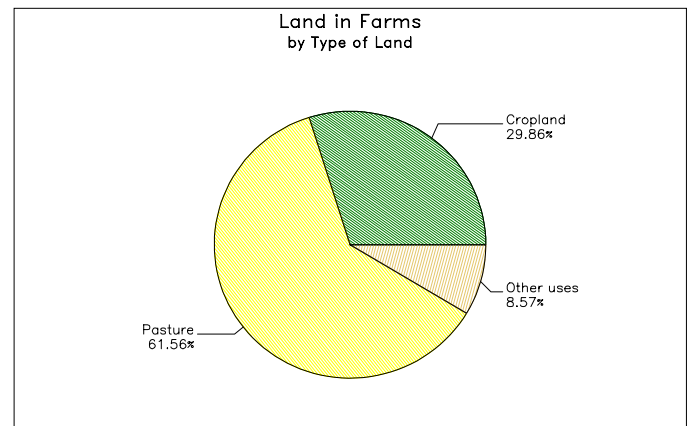
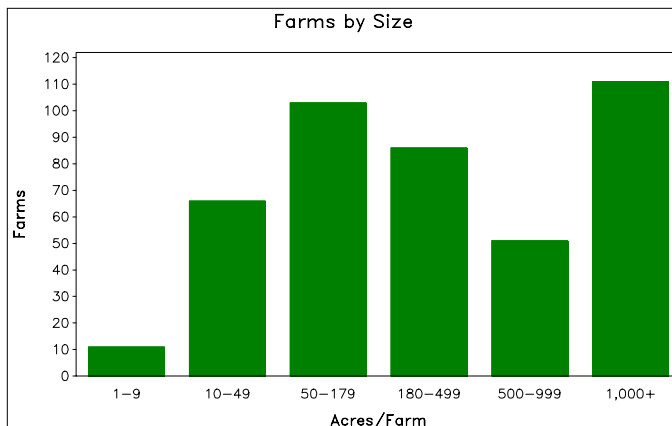
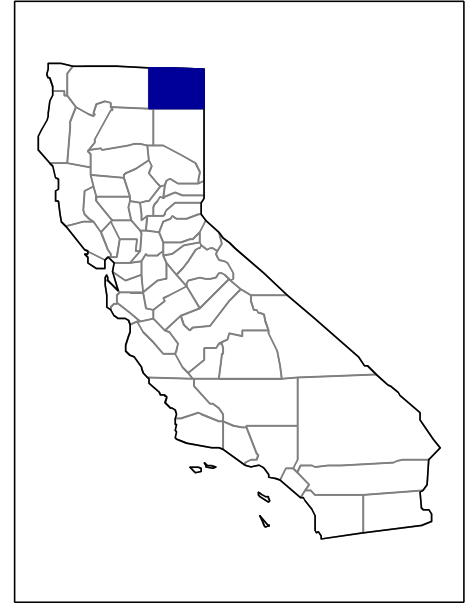
\$122,746 in 2002, \$131,879 in 1997, down 7 percent.

### Government Payments

\$1,219,000 in 2002, \$695,000 in 1997, up 75 percent.

### Government Payments, average per farm receiving payments

\$8,237 in 2002, \$5,944 in 1997, up 39 percent.



**2002 Census of Agriculture  
County Profile  
United States Department of Agriculture, California Agricultural Statistics Service**

**Modoc, California**

**Ranked items among the 58 state counties and 3,078 U.S. counties, 2002**

Item	Quantity	State Rank	Universe <sup>1</sup>	U.S. Rank	Universe <sup>1</sup>
<b>MARKET VALUE OF AGRICULTURAL PRODUCTS SOLD (\$1,000)</b>					
Total value of agricultural products sold	52,535	39	58	1,095	3,075
Value of crops including nursery and greenhouse	32,961	40	58	796	3,070
Value of livestock, poultry, and their products	19,574	28	58	1,316	3,070
<b>VALUE OF SALES BY COMMODITY GROUP (\$1,000)</b>					
Grains, oilseeds, dry beans, and dry peas	(D)	(D)	48	(D)	2,871
Tobacco	-	-	-	-	560
Cotton and cottonseed	-	-	17	-	656
Vegetables, melons, potatoes, and sweet potatoes	11,012	30	56	160	2,747
Fruits, tree nuts, and berries	(D)	(D)	55	(D)	2,638
Nursery, greenhouse, floriculture, and sod	-	-	55	-	2,708
Cut Christmas trees and short rotation woody crops	-	-	43	-	1,774
Other crops and hay	17,590	14	57	85	3,046
Poultry and eggs	(D)	(D)	56	(D)	2,918
Cattle and calves	18,980	15	57	546	3,053
Milk and other dairy products from cows	-	-	47	-	2,493
Hogs and pigs	(D)	(D)	53	(D)	2,919
Sheep, goats, and their products	313	27	56	290	2,997
Horses, ponies, mules, burros, and donkeys	119	45	56	1,621	3,014
Aquaculture	(D)	(D)	51	(D)	1,520
Other animals and other animal products	134	37	54	748	2,727
<b>TOP LIVESTOCK INVENTORY ITEMS (number)</b>					
Cattle and calves	75,193	14	57	263	3,059
Sheep and lambs	7,055	21	57	165	2,867
Horses and ponies	1,365	35	57	874	3,065
Pheasants	(D)	14	41	(D)	1,541
Colonies of bees	(D)	40	54	(D)	2,392
<b>TOP CROP ITEMS (acres)</b>					
Forage - land used for all hay and haylage, grass silage, and greenchop	83,380	11	57	73	3,059
Barley	9,830	2	34	104	1,246
Wild rice	4,750	1	7	3	20
All Wheat for grain	3,763	18	38	1,031	2,517
Potatoes	2,966	5	38	76	1,551

**Other County Highlights**

Economic Characteristics	Quantity	Operator Characteristics	Quantity
Farms by value of sales		Principal operators by primary occupation:	
Less than \$1,000	88	Farming	296
\$1,000 to \$2,499	21	Other	132
\$2,500 to \$4,999	27	Principal operators by sex:	
\$5,000 to \$9,999	25	Male	381
\$10,000 to \$19,999	53	Female	47
\$20,000 to \$24,999	9	Average age of principal operator (years)	57.0
\$25,000 to \$39,999	27	All operators <sup>2</sup> by race:	
\$40,000 to \$49,999	20	White	645
\$50,000 to \$99,999	52	Black or African American	-
\$100,000 to \$249,999	44	American Indian or Alaska Native	5
\$250,000 to \$499,999	33	Native Hawaiian or Other Pacific Islander	-
\$500,000 or more	29	Asian	-
Total farm production expenses (\$1,000)	52,333	More than one race	1
Average per farm (\$)	121,704	All operators <sup>2</sup> of Spanish, Hispanic, or Latino Origin	9
Net cash farm income of operation (\$1,000)	3,398		
Average per farm (\$)	7,903		

(D) Cannot be disclosed. (Z) Less than half of the unit shown. See "Census of Agriculture, Volume 1, Geographic Area Series" for complete footnotes.

<sup>1</sup> Universe is number of counties in state or U.S. with item.

<sup>2</sup> Data were collected for a maximum of three operators per farm.