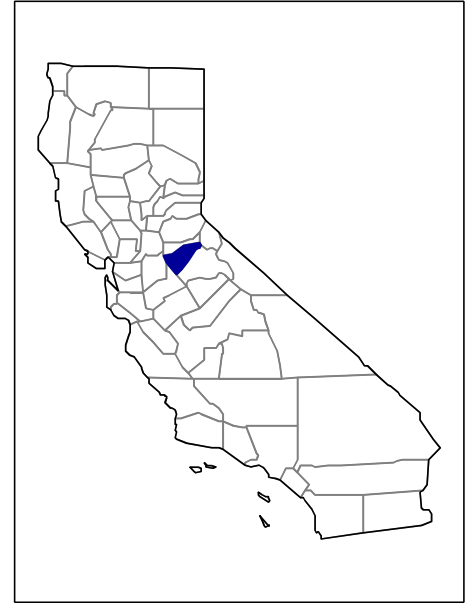


# 2002 Census of Agriculture County Profile

## Calaveras, California



### Number of farms

576 farms in 2002, 606 farms in 1997, down 5 percent.

### Land in farms

260,865 acres in 2002, 287,446 acres in 1997, down 9 percent.

### Average size of farm

453 acres in 2002, 474 acres in 1997, down 4 percent.

### Market Value of Production

\$12,849,000 in 2002, \$11,358,000 in 1997, up 13 percent.

Crop sales accounted for \$4,167,000 of the total value in 2002.

Livestock sales accounted for \$8,682,000 of the total value in 2002.

### Market Value of Production, average per farm

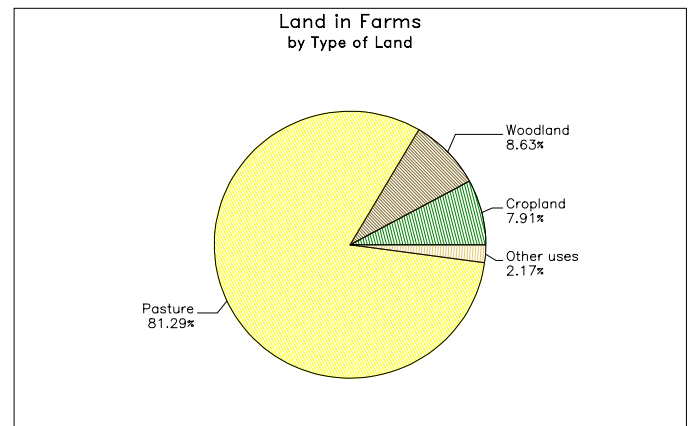
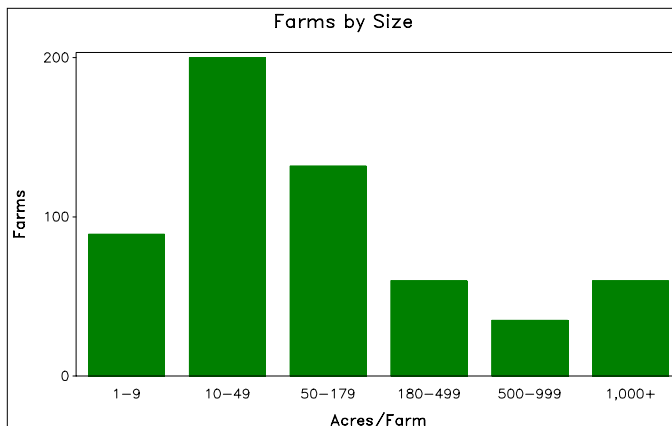
\$22,308 in 2002, \$18,742 in 1997, up 19 percent.

### Government Payments

\$90,000 in 2002, \$48,000 in 1997, up 88 percent.

### Government Payments, average per farm receiving payments

\$2,645 in 2002, \$3,964 in 1997, down 33 percent.



**2002 Census of Agriculture  
County Profile  
United States Department of Agriculture, California Agricultural Statistics Service**

**Calaveras, California**

**Ranked items among the 58 state counties and 3,078 U.S. counties, 2002**

Item	Quantity	State Rank	Universe <sup>1</sup>	U.S. Rank	Universe <sup>1</sup>
<b>MARKET VALUE OF AGRICULTURAL PRODUCTS SOLD (\$1,000)</b>					
Total value of agricultural products sold	12,849	50	58	2,366	3,075
Value of crops including nursery and greenhouse	4,167	51	58	2,176	3,070
Value of livestock, poultry, and their products	8,682	41	58	1,983	3,070
<b>VALUE OF SALES BY COMMODITY GROUP (\$1,000)</b>					
Grains, oilseeds, dry beans, and dry peas	-	-	48	-	2,871
Tobacco	-	-	-	-	560
Cotton and cottonseed	-	-	17	-	656
Vegetables, melons, potatoes, and sweet potatoes	(D)	(D)	56	(D)	2,747
Fruits, tree nuts, and berries	2,548	40	55	215	2,638
Nursery, greenhouse, floriculture, and sod	262	50	55	1,698	2,708
Cut Christmas trees and short rotation woody crops	1,175	3	43	47	1,774
Other crops and hay	(D)	(D)	57	(D)	3,046
Poultry and eggs	(D)	(D)	56	(D)	2,918
Cattle and calves	6,079	30	57	1,369	3,053
Milk and other dairy products from cows	622	36	47	1,558	2,493
Hogs and pigs	15	36	53	2,157	2,919
Sheep, goats, and their products	(D)	(D)	56	(D)	2,997
Horses, ponies, mules, burros, and donkeys	140	41	56	1,454	3,014
Aquaculture	182	29	51	457	1,520
Other animals and other animal products	340	32	54	388	2,727
<b>TOP LIVESTOCK INVENTORY ITEMS (number)</b>					
Turkeys	(D)	10	48	(D)	2,328
Cattle and calves	27,490	28	57	1,138	3,059
Pigeons	(D)	6	42	(D)	1,368
Sheep and lambs	2,572	34	57	432	2,867
All Goats	2,507	15	55	129	2,971
<b>TOP CROP ITEMS (acres)</b>					
Forage - land used for all hay and haylage, grass silage, and greenchop	1,153	49	57	2,861	3,059
English Walnuts	681	23	49	25	213
Grapes	578	30	52	60	1,830
Short-rotation woody crops	353	2	40	180	1,262
Apples	169	27	53	261	2,173

**Other County Highlights**

Economic Characteristics	Quantity
Farms by value of sales	
Less than \$1,000	219
\$1,000 to \$2,499	65
\$2,500 to \$4,999	81
\$5,000 to \$9,999	63
\$10,000 to \$19,999	40
\$20,000 to \$24,999	17
\$25,000 to \$39,999	23
\$40,000 to \$49,999	9
\$50,000 to \$99,999	29
\$100,000 to \$249,999	21
\$250,000 to \$499,999	4
\$500,000 or more	5
Total farm production expenses (\$1,000)	11,912
Average per farm (\$)	20,609
Net cash farm income of operation (\$1,000)	1,696
Average per farm (\$)	2,934

Operator Characteristics	Quantity
Principal operators by primary occupation:	
Farming	313
Other	263
Principal operators by sex:	
Male	441
Female	135
Average age of principal operator (years)	56.7
All operators <sup>2</sup> by race:	
White	890
Black or African American	10
American Indian or Alaska Native	22
Native Hawaiian or Other Pacific Islander	-
Asian	7
More than one race	6
All operators <sup>2</sup> of Spanish, Hispanic, or Latino Origin	66

(D) Cannot be disclosed. (Z) Less than half of the unit shown. See "Census of Agriculture, Volume 1, Geographic Area Series" for complete footnotes.

<sup>1</sup> Universe is number of counties in state or U.S. with item.

<sup>2</sup> Data were collected for a maximum of three operators per farm.