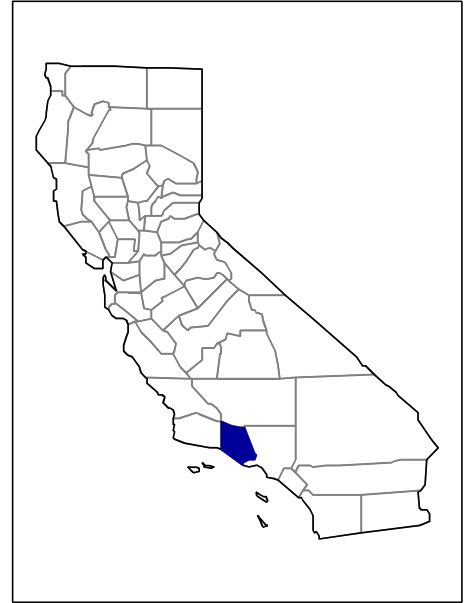




# 2002 Census of Agriculture County Profile

## Ventura, California



### Number of farms

2,318 farms in 2002, 2,612 farms in 1997, down 11 percent.

### Land in farms

332,371 acres in 2002, 377,715 acres in 1997, down 12 percent.

### Average size of farm

143 acres in 2002, 145 acres in 1997, down 1 percent.

### Market Value of Production

\$1,018,864,000 in 2002, \$854,923,000 in 1997, up 19 percent.

Crop sales accounted for \$1,005,339,000 of the total value in 2002.

Livestock sales accounted for \$13,525,000 of the total value in 2002.

### Market Value of Production, average per farm

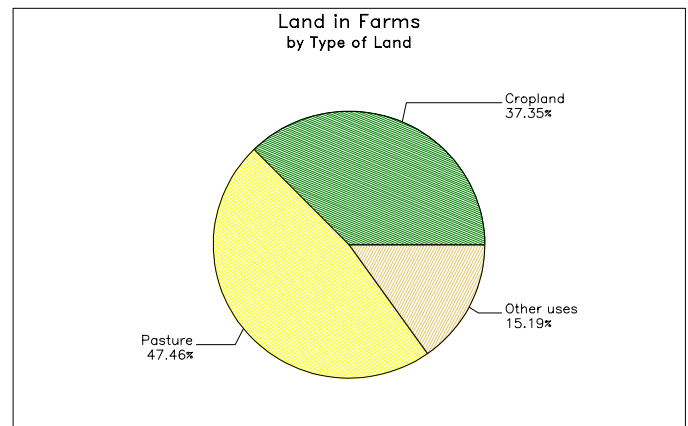
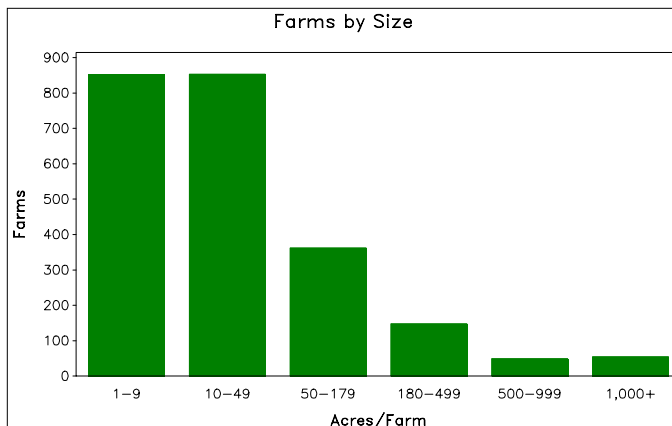
\$439,544 in 2002, \$327,306 in 1997, up 34 percent.

### Government Payments

\$1,217,000 in 2002, \$2,811,000 in 1997, down 57 percent.

### Government Payments, average per farm receiving payments

\$11,698 in 2002, \$39,595 in 1997, down 70 percent.



**2002 Census of Agriculture  
County Profile  
United States Department of Agriculture, California Agricultural Statistics Service**

**Ventura, California**

**Ranked items among the 58 state counties and 3,078 U.S. counties, 2002**

Item	Quantity	State Rank	Universe <sup>1</sup>	U.S. Rank	Universe <sup>1</sup>
<b>MARKET VALUE OF AGRICULTURAL PRODUCTS SOLD (\$1,000)</b>					
Total value of agricultural products sold	1,018,864	9	58	10	3,075
Value of crops including nursery and greenhouse	1,005,339	5	58	5	3,070
Value of livestock, poultry, and their products	13,525	30	58	1,634	3,070
<b>VALUE OF SALES BY COMMODITY GROUP (\$1,000)</b>					
Grains, oilseeds, dry beans, and dry peas	1,325	28	48	1,699	2,871
Tobacco	-	-	-	-	560
Cotton and cottonseed	-	-	17	-	656
Vegetables, melons, potatoes, and sweet potatoes	177,879	9	56	12	2,747
Fruits, tree nuts, and berries	545,383	4	55	4	2,638
Nursery, greenhouse, floriculture, and sod	279,764	3	55	4	2,708
Cut Christmas trees and short rotation woody crops	(D)	(D)	43	(D)	1,774
Other crops and hay	(D)	(D)	57	(D)	3,046
Poultry and eggs	(D)	(D)	56	(D)	2,918
Cattle and calves	2,486	44	57	2,024	3,053
Milk and other dairy products from cows	-	-	47	-	2,493
Hogs and pigs	4	49	53	2,600	2,919
Sheep, goats, and their products	46	47	56	1,317	2,997
Horses, ponies, mules, burros, and donkeys	(D)	(D)	56	(D)	3,014
Aquaculture	(D)	(D)	51	(D)	1,520
Other animals and other animal products	9,635	2	54	10	2,727
<b>TOP LIVESTOCK INVENTORY ITEMS (number)</b>					
Pigeons	(D)	2	42	(D)	1,368
Cattle and calves	8,918	46	57	2,146	3,059
Colonies of bees	6,503	21	54	75	2,392
Horses and ponies	3,180	16	57	183	3,065
Quail <sup>3</sup>	(D)	(D)	32	(D)	1,412
<b>TOP CROP ITEMS (acres)</b>					
All Vegetables harvested	32,795	11	56	19	2,710
Lemons	28,448	1	32	1	72
Avocados	19,501	2	22	2	41
Oranges	13,944	4	42	18	123
All Berries	8,412	2	51	5	2,019

**Other County Highlights**

Economic Characteristics	Quantity	Operator Characteristics	Quantity
Farms by value of sales		Principal operators by primary occupation:	
Less than \$1,000	318	Farming	1,329
\$1,000 to \$2,499	152	Other	989
\$2,500 to \$4,999	175	Principal operators by sex:	
\$5,000 to \$9,999	258	Male	1,925
\$10,000 to \$19,999	207	Female	393
\$20,000 to \$24,999	59	Average age of principal operator (years)	58.0
\$25,000 to \$39,999	142	All operators <sup>2</sup> by race:	
\$40,000 to \$49,999	59	White	3,210
\$50,000 to \$99,999	220	Black or African American	2
\$100,000 to \$249,999	270	American Indian or Alaska Native	29
\$250,000 to \$499,999	148	Native Hawaiian or Other Pacific Islander	8
\$500,000 or more	310	Asian	231
Total farm production expenses (\$1,000)	809,424	More than one race	20
Average per farm (\$)	348,740	All operators <sup>2</sup> of Spanish, Hispanic, or Latino Origin	403
Net cash farm income of operation (\$1,000)	240,098		
Average per farm (\$)	103,446		

(D) Cannot be disclosed. (Z) Less than half of the unit shown. See "Census of Agriculture, Volume 1, Geographic Area Series" for complete footnotes.

<sup>1</sup> Universe is number of counties in state or U.S. with item.

<sup>2</sup> Data were collected for a maximum of three operators per farm.

<sup>3</sup> Items with a rank that cannot be disclosed are separated by a blank line, position in table does not indicate rank.