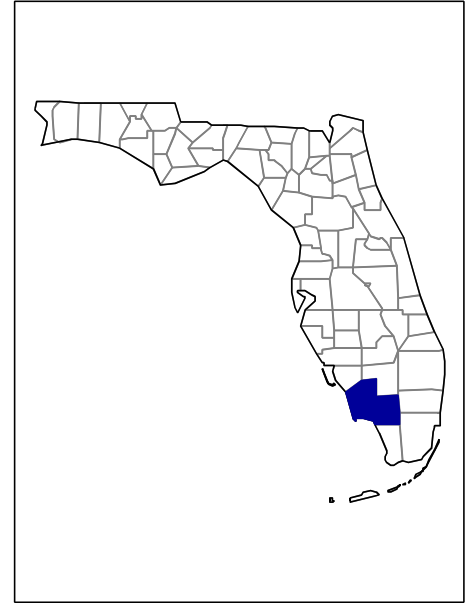


# 2002 Census of Agriculture County Profile

## Collier, Florida



### Number of farms

273 farms in 2002, 285 farms in 1997, down 4 percent.

### Land in farms

180,852 acres in 2002, 278,417 acres in 1997, down 35 percent.

### Average size of farm

662 acres in 2002, 977 acres in 1997, down 32 percent.

### Market Value of Production

\$267,636,000 in 2002, \$277,637,000 in 1997, down 4 percent.

Crop sales accounted for \$263,794,000 of the total value in 2002.

Livestock sales accounted for \$3,842,000 of the total value in 2002.

### Market Value of Production, average per farm

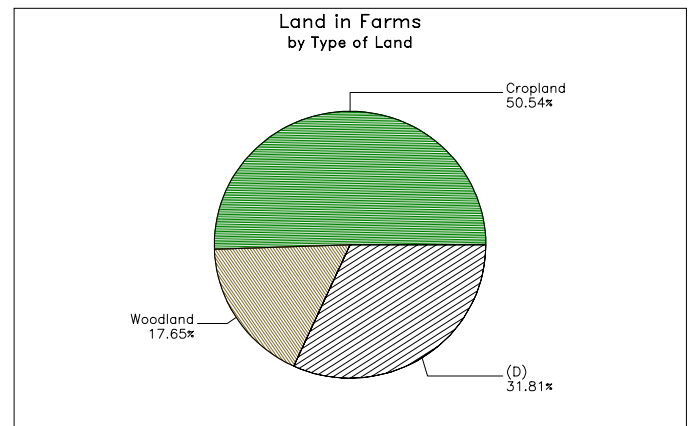
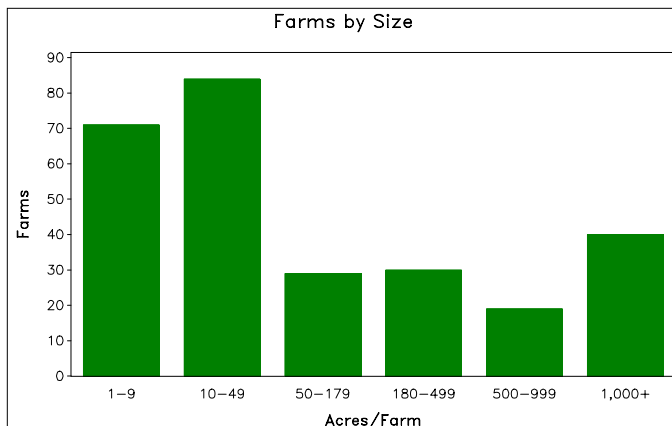
\$980,353 in 2002, \$974,165 in 1997, up 1 percent.

### Government Payments

(D) in 2002, (D) in 1997.

### Government Payments, average per farm receiving payments

(D) in 2002, (D) in 1997.



**2002 Census of Agriculture  
County Profile  
United States Department of Agriculture, Florida Agricultural Statistics Service**

**Collier, Florida**

**Ranked items among the 67 state counties and 3,078 U.S. counties, 2002**

Item	Quantity	State Rank	Universe <sup>1</sup>	U.S. Rank	Universe <sup>1</sup>
<b>MARKET VALUE OF AGRICULTURAL PRODUCTS SOLD (\$1,000)</b>					
Total value of agricultural products sold	267,636	7	67	95	3,075
Value of crops including nursery and greenhouse	263,794	5	66	35	3,070
Value of livestock, poultry, and their products	3,842	49	67	2,470	3,070
<b>VALUE OF SALES BY COMMODITY GROUP (\$1,000)</b>					
Grains, oilseeds, dry beans, and dry peas	-	-	49	-	2,871
Tobacco	-	-	14	-	560
Cotton and cottonseed	-	-	12	-	656
Vegetables, melons, potatoes, and sweet potatoes	135,260	3	62	17	2,747
Fruits, tree nuts, and berries	83,325	9	65	37	2,638
Nursery, greenhouse, floriculture, and sod	45,209	10	65	64	2,708
Cut Christmas trees and short rotation woody crops	-	-	36	-	1,774
Other crops and hay	-	-	61	-	3,046
Poultry and eggs	(D)	(D)	66	(D)	2,918
Cattle and calves	2,806	33	66	1,947	3,053
Milk and other dairy products from cows	(D)	(D)	52	(D)	2,493
Hogs and pigs	(D)	(D)	61	(D)	2,919
Sheep, goats, and their products	3	53	65	2,734	2,997
Horses, ponies, mules, burros, and donkeys	200	30	64	1,114	3,014
Aquaculture	(D)	(D)	53	(D)	1,520
Other animals and other animal products	312	23	65	419	2,727
<b>TOP LIVESTOCK INVENTORY ITEMS (number)</b>					
Cattle and calves	15,302	32	66	1,724	3,059
Colonies of bees	4,152	15	64	137	2,392
Hogs and pigs	610	16	62	1,544	2,926
Horses and ponies	396	52	65	2,382	3,065
Rabbits <sup>3</sup>	(D)	(D)	52	(D)	1,966
<b>TOP CROP ITEMS (acres)</b>					
Oranges	34,161	8	44	11	123
All Vegetables harvested	17,947	4	62	36	2,710
Tomatoes	14,086	1	46	8	2,209
Potatoes	2,280	4	23	91	1,551
Grapefruit	1,359	13	40	18	88

**Other County Highlights**

Economic Characteristics	Quantity	Operator Characteristics	Quantity
Farms by value of sales		Principal operators by primary occupation:	
Less than \$1,000	65	Farming	148
\$1,000 to \$2,499	19	Other	125
\$2,500 to \$4,999	12	Principal operators by sex:	
\$5,000 to \$9,999	23	Male	239
\$10,000 to \$19,999	25	Female	34
\$20,000 to \$24,999	10	Average age of principal operator (years)	53.7
\$25,000 to \$39,999	18	All operators <sup>2</sup> by race:	
\$40,000 to \$49,999	5	White	395
\$50,000 to \$99,999	16	Black or African American	-
\$100,000 to \$249,999	20	American Indian or Alaska Native	-
\$250,000 to \$499,999	14	Native Hawaiian or Other Pacific Islander	-
\$500,000 or more	46	Asian	11
Total farm production expenses (\$1,000)	200,988	More than one race	-
Average per farm (\$)	730,867	All operators <sup>2</sup> of Spanish, Hispanic, or Latino Origin	49
Net cash farm income of operation (\$1,000)	63,729		
Average per farm (\$)	231,740		

(D) Cannot be disclosed. (Z) Less than half of the unit shown. See "Census of Agriculture, Volume 1, Geographic Area Series" for complete footnotes.

<sup>1</sup> Universe is number of counties in state or U.S. with item.

<sup>2</sup> Data were collected for a maximum of three operators per farm.

<sup>3</sup> Items with a rank that cannot be disclosed are separated by a blank line, position in table does not indicate rank.