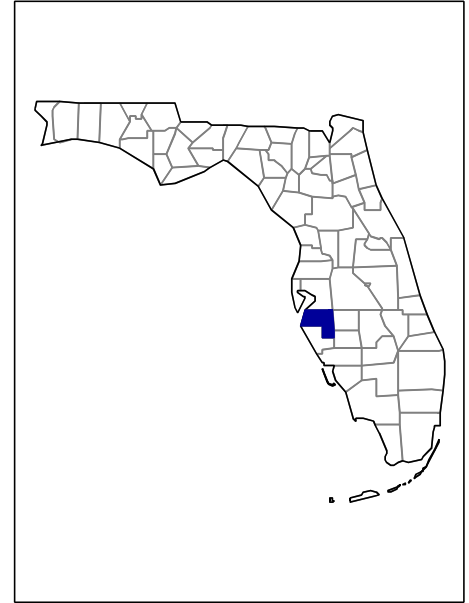




# 2002 Census of Agriculture County Profile

## Manatee, Florida



### Number of farms

852 farms in 2002, 899 farms in 1997, down 5 percent.

### Land in farms

301,231 acres in 2002, 268,882 acres in 1997, up 12 percent.

### Average size of farm

354 acres in 2002, 299 acres in 1997, up 18 percent.

### Market Value of Production

\$268,480,000 in 2002, \$240,983,000 in 1997, up 11 percent.

Crop sales accounted for \$247,023,000 of the total value in 2002.

Livestock sales accounted for \$21,457,000 of the total value in 2002.

### Market Value of Production, average per farm

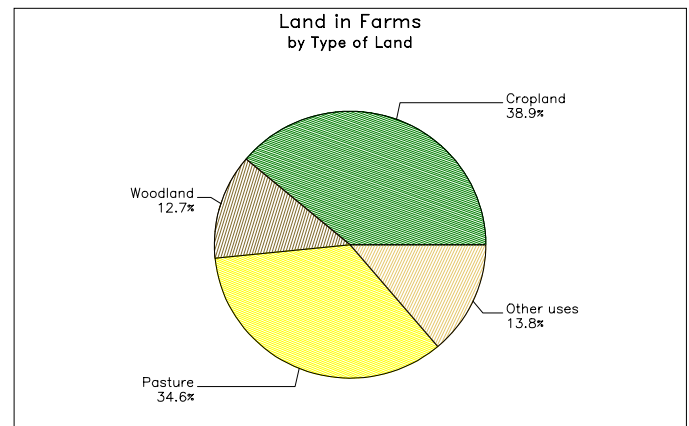
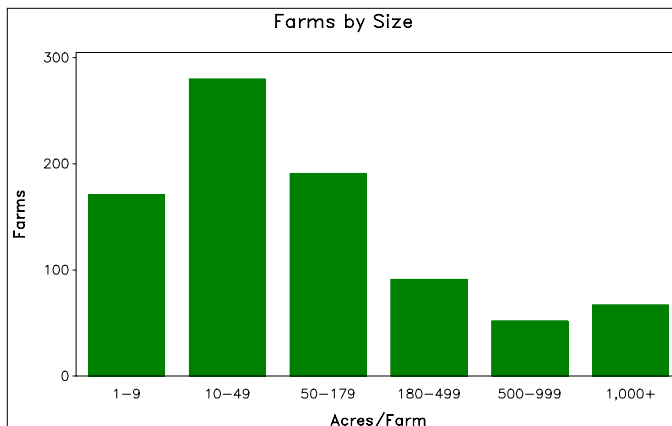
\$315,118 in 2002, \$268,057 in 1997, up 18 percent.

### Government Payments

\$112,000 in 2002, \$43,000 in 1997, up 160 percent.

### Government Payments, average per farm receiving payments

\$16,002 in 2002, \$2,370 in 1997, up 575 percent.



**2002 Census of Agriculture  
County Profile  
United States Department of Agriculture, Florida Agricultural Statistics Service**

**Manatee, Florida**

**Ranked items among the 67 state counties and 3,078 U.S. counties, 2002**

Item	Quantity	State Rank	Universe <sup>1</sup>	U.S. Rank	Universe <sup>1</sup>
<b>MARKET VALUE OF AGRICULTURAL PRODUCTS SOLD (\$1,000)</b>					
Total value of agricultural products sold	268,480	6	67	93	3,075
Value of crops including nursery and greenhouse	247,023	7	66	37	3,070
Value of livestock, poultry, and their products	21,457	18	67	1,241	3,070
<b>VALUE OF SALES BY COMMODITY GROUP (\$1,000)</b>					
Grains, oilseeds, dry beans, and dry peas	(D)	(D)	49	(D)	2,871
Tobacco	-	-	14	-	560
Cotton and cottonseed	-	-	12	-	656
Vegetables, melons, potatoes, and sweet potatoes	158,557	2	62	13	2,747
Fruits, tree nuts, and berries	49,188	11	65	51	2,638
Nursery, greenhouse, floriculture, and sod	39,012	11	65	76	2,708
Cut Christmas trees and short rotation woody crops	(D)	(D)	36	(D)	1,774
Other crops and hay	(D)	(D)	61	(D)	3,046
Poultry and eggs	40	38	66	1,524	2,918
Cattle and calves	9,154	11	66	1,054	3,053
Milk and other dairy products from cows	9,959	9	52	379	2,493
Hogs and pigs	28	26	61	1,927	2,919
Sheep, goats, and their products	11	33	65	2,215	2,997
Horses, ponies, mules, burros, and donkeys	548	12	64	333	3,014
Aquaculture	949	14	53	182	1,520
Other animals and other animal products	768	11	65	174	2,727
<b>TOP LIVESTOCK INVENTORY ITEMS (number)</b>					
Cattle and calves	61,937	10	66	400	3,059
Colonies of bees	7,464	9	64	67	2,392
Layers 20 weeks old and older	3,721	20	65	837	2,983
Horses and ponies	1,565	16	65	718	3,065
Quail	(D)	18	37	(D)	1,412
<b>TOP CROP ITEMS (acres)</b>					
Oranges	23,478	10	44	13	123
All Vegetables harvested	21,492	3	62	30	2,710
Tomatoes	11,298	2	46	10	2,209
Cucumbers and pickles	5,481	1	48	5	1,517
Forage - land used for all hay and haylage, grass silage, and greenchop	5,352	22	65	2,266	3,059

**Other County Highlights**

Economic Characteristics	Quantity	Operator Characteristics	Quantity
Farms by value of sales		Principal operators by primary occupation:	
Less than \$1,000	163	Farming	448
\$1,000 to \$2,499	131	Other	404
\$2,500 to \$4,999	67		
\$5,000 to \$9,999	97	Principal operators by sex:	
\$10,000 to \$19,999	88	Male	707
\$20,000 to \$24,999	32	Female	145
\$25,000 to \$39,999	55		
\$40,000 to \$49,999	32	Average age of principal operator (years)	57.0
\$50,000 to \$99,999	52		
\$100,000 to \$249,999	46	All operators <sup>2</sup> by race:	
\$250,000 to \$499,999	22	White	1,216
\$500,000 or more	67	Black or African American	5
Total farm production expenses (\$1,000)	210,921	American Indian or Alaska Native	9
Average per farm (\$)	247,559	Native Hawaiian or Other Pacific Islander	-
		Asian	36
Net cash farm income of operation (\$1,000)	62,114	More than one race	1
Average per farm (\$)	72,903	All operators <sup>2</sup> of Spanish, Hispanic, or Latino Origin	52

(D) Cannot be disclosed. (Z) Less than half of the unit shown. See "Census of Agriculture, Volume 1, Geographic Area Series" for complete footnotes.

<sup>1</sup> Universe is number of counties in state or U.S. with item.

<sup>2</sup> Data were collected for a maximum of three operators per farm.