

# 2002 Census of Agriculture County Profile

## Calhoun, Florida

### Number of farms

151 farms in 2002, 157 farms in 1997, down 4 percent.

### Land in farms

49,107 acres in 2002, 44,175 acres in 1997, up 11 percent.

### Average size of farm

325 acres in 2002, 281 acres in 1997, up 16 percent.

### Market Value of Production

\$14,390,000 in 2002, \$16,367,000 in 1997, down 12 percent.

Crop sales accounted for \$13,152,000 of the total value in 2002.

Livestock sales accounted for \$1,238,000 of the total value in 2002.

### Market Value of Production, average per farm

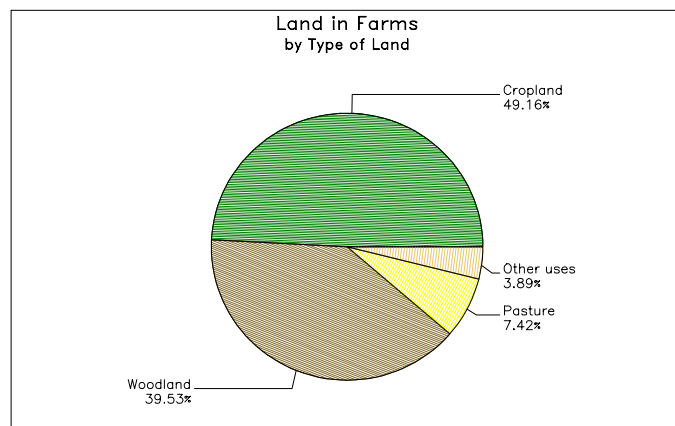
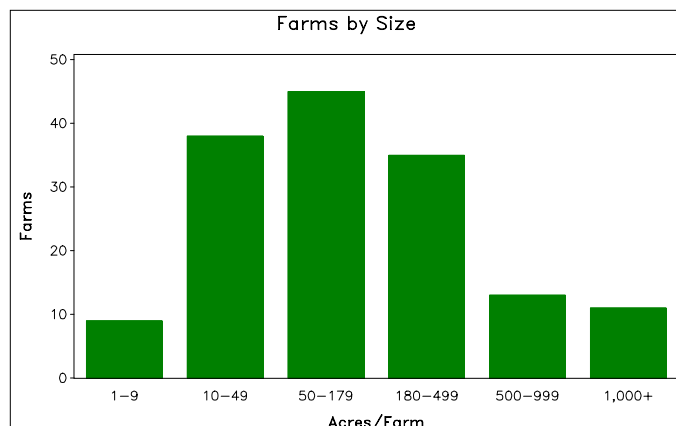
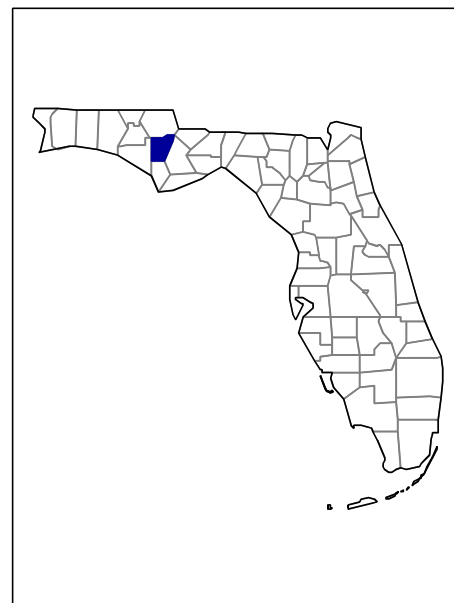
\$95,300 in 2002, \$104,249 in 1997, down 9 percent.

### Government Payments

\$1,046,000 in 2002, \$249,000 in 1997, up 320 percent.

### Government Payments, average per farm receiving payments

\$23,779 in 2002, \$5,663 in 1997, up 320 percent.



**2002 Census of Agriculture**  
**County Profile**  
**United States Department of Agriculture, Florida Agricultural Statistics Service**

**Calhoun, Florida**

**Ranked items among the 67 state counties and 3,078 U.S. counties, 2002**

Item	Quantity	State Rank	Universe <sup>1</sup>	U.S. Rank	Universe <sup>1</sup>
<b>MARKET VALUE OF AGRICULTURAL PRODUCTS SOLD (\$1,000)</b>					
Total value of agricultural products sold	14,390	52	67	2,299	3,075
Value of crops including nursery and greenhouse	13,152	38	66	1,479	3,070
Value of livestock, poultry, and their products	1,238	61	67	2,835	3,070
<b>VALUE OF SALES BY COMMODITY GROUP (\$1,000)</b>					
Grains, oilseeds, dry beans, and dry peas	(D)	(D)	49	(D)	2,871
Tobacco	-	-	14	-	560
Cotton and cottonseed	2,903	4	12	240	656
Vegetables, melons, potatoes, and sweet potatoes	161	53	62	1,467	2,747
Fruits, tree nuts, and berries	(D)	(D)	65	(D)	2,638
Nursery, greenhouse, floriculture, and sod	7,775	33	65	328	2,708
Cut Christmas trees and short rotation woody crops	(D)	(D)	36	(D)	1,774
Other crops and hay	2,099	11	61	607	3,046
Poultry and eggs	(D)	(D)	66	(D)	2,918
Cattle and calves	546	59	66	2,728	3,053
Milk and other dairy products from cows	(D)	(D)	52	(D)	2,493
Hogs and pigs	76	12	61	1,549	2,919
Sheep, goats, and their products	4	50	65	2,647	2,997
Horses, ponies, mules, burros, and donkeys	30	57	64	2,610	3,014
Aquaculture	(D)	(D)	53	(D)	1,520
Other animals and other animal products	109	43	65	827	2,727
<b>TOP LIVESTOCK INVENTORY ITEMS (number)</b>					
Cattle and calves	3,649	58	66	2,651	3,059
Colonies of bees	1,631	32	64	329	2,392
Hogs and pigs	(D)	13	62	(D)	2,926
All Goats	269	43	64	1,585	2,971
Horses and ponies	99	63	65	2,958	3,065
<b>TOP CROP ITEMS (acres)</b>					
All Cotton	11,121	4	12	248	663
Peanuts	4,331	4	30	77	398
Forage - land used for all hay and haylage, grass silage, and greenchop	1,580	42	65	2,790	3,059
Corn for grain	498	14	38	1,979	2,592
Soybeans	440	5	18	1,685	2,076

**Other County Highlights**

Economic Characteristics	Quantity	Operator Characteristics	Quantity
Farms by value of sales		Principal operators by primary occupation:	
Less than \$1,000	45	Farming	75
\$1,000 to \$2,499	16	Other	76
\$2,500 to \$4,999	12		
\$5,000 to \$9,999	25	Principal operators by sex:	
\$10,000 to \$19,999	21	Male	131
\$20,000 to \$24,999	2	Female	20
\$25,000 to \$39,999	7		
\$40,000 to \$49,999	1	Average age of principal operator (years)	58.3
\$50,000 to \$99,999	9		
\$100,000 to \$249,999	3	All operators <sup>2</sup> by race:	
\$250,000 to \$499,999	4	White	193
\$500,000 or more	6	Black or African American	5
Total farm production expenses (\$1,000)	14,312	American Indian or Alaska Native	-
Average per farm (\$)	96,055	Native Hawaiian or Other Pacific Islander	-
		Asian	6
Net cash farm income of operation (\$1,000)	2,441	More than one race	-
Average per farm (\$)	16,383	All operators <sup>2</sup> of Spanish, Hispanic, or Latino Origin	4

(D) Cannot be disclosed. (Z) Less than half of the unit shown. See "Census of Agriculture, Volume 1, Geographic Area Series" for complete footnotes.

<sup>1</sup> Universe is number of counties in state or U.S. with item.

<sup>2</sup> Data were collected for a maximum of three operators per farm.