



2002 Census of Agriculture County Profile

Peach, Georgia

Number of farms

217 farms in 2002, 205 farms in 1997, up 6 percent.

Land in farms

38,880 acres in 2002, 53,327 acres in 1997, down 27 percent.

Average size of farm

179 acres in 2002, 260 acres in 1997, down 31 percent.

Market Value of Production

\$19,592,000 in 2002, \$30,882,000 in 1997, down 37 percent.

Crop sales accounted for \$16,050,000 of the total value in 2002.

Livestock sales accounted for \$3,541,000 of the total value in 2002.

Market Value of Production, average per farm

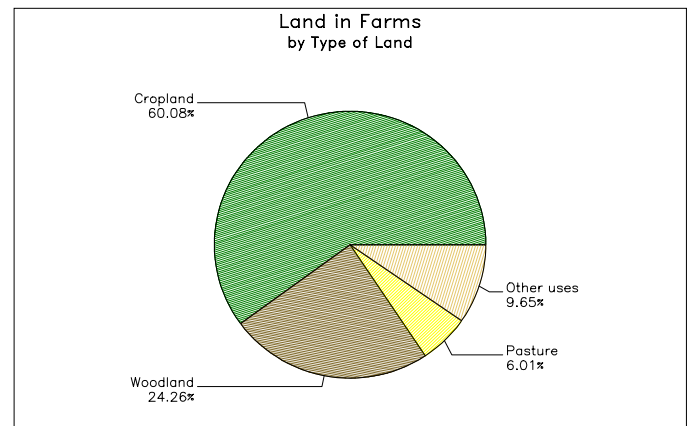
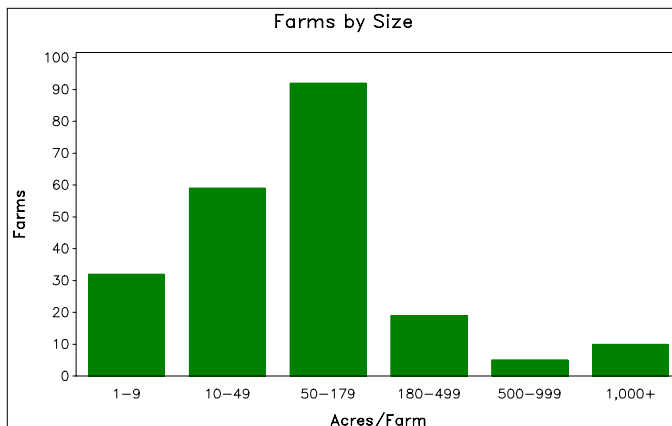
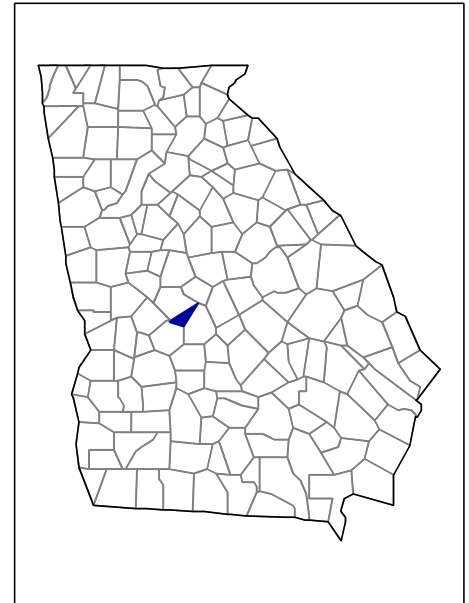
\$90,285 in 2002, \$150,644 in 1997, down 40 percent.

Government Payments

\$288,000 in 2002, \$233,000 in 1997, up 24 percent.

Government Payments, average per farm receiving payments

\$5,431 in 2002, \$4,560 in 1997, up 19 percent.



**2002 Census of Agriculture
County Profile
United States Department of Agriculture, Georgia Agricultural Statistics Service**

Peach, Georgia

Ranked items among the 159 state counties and 3,078 U.S. counties, 2002

Item	Quantity	State Rank	Universe ¹	U.S. Rank	Universe ¹
MARKET VALUE OF AGRICULTURAL PRODUCTS SOLD (\$1,000)					
Total value of agricultural products sold	19,592	80	159	2,108	3,075
Value of crops including nursery and greenhouse	16,050	38	159	1,329	3,070
Value of livestock, poultry, and their products	3,541	103	159	2,507	3,070
VALUE OF SALES BY COMMODITY GROUP (\$1,000)					
Grains, oilseeds, dry beans, and dry peas	310	67	150	2,136	2,871
Tobacco	(D)	(D)	50	(D)	560
Cotton and cottonseed	1,037	58	93	350	656
Vegetables, melons, potatoes, and sweet potatoes	544	51	149	977	2,747
Fruits, tree nuts, and berries	12,141	1	151	104	2,638
Nursery, greenhouse, floriculture, and sod	1,718	45	148	865	2,708
Cut Christmas trees and short rotation woody crops	(D)	(D)	84	(D)	1,774
Other crops and hay	(D)	(D)	158	(D)	3,046
Poultry and eggs	-	-	142	-	2,918
Cattle and calves	(D)	(D)	159	(D)	3,053
Milk and other dairy products from cows	(D)	(D)	111	(D)	2,493
Hogs and pigs	1	116	135	2,793	2,919
Sheep, goats, and their products	7	80	152	2,437	2,997
Horses, ponies, mules, burros, and donkeys	98	50	151	1,784	3,014
Aquaculture	(D)	(D)	64	(D)	1,520
Other animals and other animal products	(D)	(D)	108	(D)	2,727
TOP LIVESTOCK INVENTORY ITEMS (number)					
Cattle and calves	3,284	120	159	2,681	3,059
All Goats	432	66	155	1,130	2,971
Horses and ponies	310	97	158	2,597	3,065
Sheep and lambs	60	46	111	2,441	2,867
Llamas ³	(D)	(D)	61	(D)	2,112
TOP CROP ITEMS (acres)					
Pecans	(D)	(D)	139	(D)	1,194
All Cotton	3,926	60	93	363	663
Peaches	(D)	3	95	(D)	1,773
Forage - land used for all hay and haylage, grass silage, and greenchop	2,203	104	159	2,708	3,059
All Wheat for grain	1,323	34	129	1,445	2,517

Other County Highlights

Economic Characteristics	Quantity	Operator Characteristics	Quantity
Farms by value of sales		Principal operators by primary occupation:	
Less than \$1,000	70	Farming	108
\$1,000 to \$2,499	41	Other	109
\$2,500 to \$4,999	17	Principal operators by sex:	
\$5,000 to \$9,999	27	Male	183
\$10,000 to \$19,999	21	Female	34
\$20,000 to \$24,999	1	Average age of principal operator (years)	56.1
\$25,000 to \$39,999	14	All operators ² by race:	
\$40,000 to \$49,999	4	White	287
\$50,000 to \$99,999	6	Black or African American	28
\$100,000 to \$249,999	3	American Indian or Alaska Native	4
\$250,000 to \$499,999	8	Native Hawaiian or Other Pacific Islander	1
\$500,000 or more	5	Asian	-
Total farm production expenses (\$1,000)	17,804	More than one race	-
Average per farm (\$)	81,299	All operators ² of Spanish, Hispanic, or Latino Origin	4
Net cash farm income of operation (\$1,000)	3,082		
Average per farm (\$)	14,072		

(D) Cannot be disclosed. (Z) Less than half of the unit shown. See "Census of Agriculture, Volume 1, Geographic Area Series" for complete footnotes.

¹ Universe is number of counties in state or U.S. with item.

² Data were collected for a maximum of three operators per farm.

³ Items with a rank that cannot be disclosed are separated by a blank line, position in table does not indicate rank.