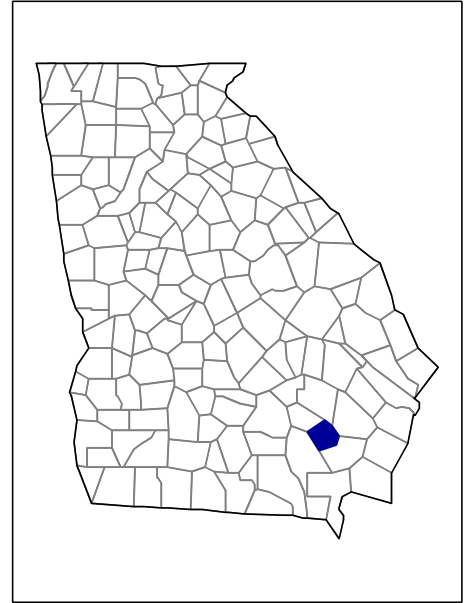




2002 Census of Agriculture County Profile

Pierce, Georgia



Number of farms

434 farms in 2002, 455 farms in 1997, down 5 percent.

Land in farms

98,505 acres in 2002, 105,963 acres in 1997, down 7 percent.

Average size of farm

227 acres in 2002, 233 acres in 1997, down 3 percent.

Market Value of Production

\$29,150,000 in 2002, \$30,162,000 in 1997, down 3 percent.

Crop sales accounted for \$18,979,000 of the total value in 2002.

Livestock sales accounted for \$10,171,000 of the total value in 2002.

Market Value of Production, average per farm

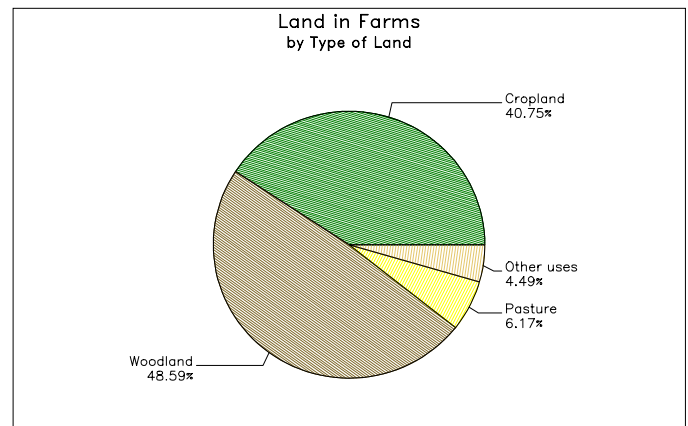
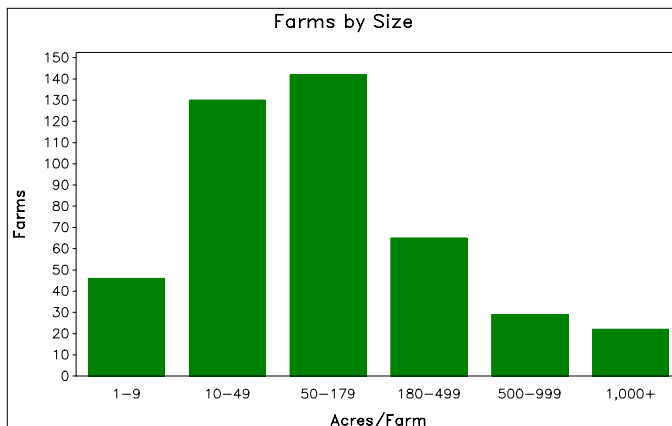
\$67,165 in 2002, \$66,291 in 1997, up 1 percent.

Government Payments

\$967,000 in 2002, \$500,000 in 1997, up 93 percent.

Government Payments, average per farm receiving payments

\$5,686 in 2002, \$2,404 in 1997, up 137 percent.



**2002 Census of Agriculture
County Profile
United States Department of Agriculture, Georgia Agricultural Statistics Service**

Pierce, Georgia

Ranked items among the 159 state counties and 3,078 U.S. counties, 2002

Item	Quantity	State Rank	Universe ¹	U.S. Rank	Universe ¹
MARKET VALUE OF AGRICULTURAL PRODUCTS SOLD (\$1,000)					
Total value of agricultural products sold	29,150	51	159	1,729	3,075
Value of crops including nursery and greenhouse	18,979	31	159	1,214	3,070
Value of livestock, poultry, and their products	10,171	66	159	1,875	3,070
VALUE OF SALES BY COMMODITY GROUP (\$1,000)					
Grains, oilseeds, dry beans, and dry peas	1,634	23	150	1,642	2,871
Tobacco	5,658	4	50	85	560
Cotton and cottonseed	3,817	35	93	210	656
Vegetables, melons, potatoes, and sweet potatoes	3,925	18	149	361	2,747
Fruits, tree nuts, and berries	2,808	12	151	203	2,638
Nursery, greenhouse, floriculture, and sod	214	102	148	1,777	2,708
Cut Christmas trees and short rotation woody crops	-	-	84	-	1,774
Other crops and hay	924	46	158	1,319	3,046
Poultry and eggs	(D)	(D)	142	(D)	2,918
Cattle and calves	905	97	159	2,591	3,053
Milk and other dairy products from cows	(D)	(D)	111	(D)	2,493
Hogs and pigs	(D)	(D)	135	(D)	2,919
Sheep, goats, and their products	16	37	152	2,042	2,997
Horses, ponies, mules, burros, and donkeys	20	126	151	2,771	3,014
Aquaculture	-	-	64	-	1,520
Other animals and other animal products	(D)	(D)	108	(D)	2,727
TOP LIVESTOCK INVENTORY ITEMS (number)					
Layers 20 weeks old and older	(D)	18	143	(D)	2,983
Cattle and calves	6,391	83	159	2,388	3,059
All Goats	656	33	155	786	2,971
Colonies of bees ³	(D)	(D)	96	(D)	2,392
Quail ³	(D)	(D)	52	(D)	1,412
TOP CROP ITEMS (acres)					
All Cotton	15,295	34	93	206	663
Corn for grain	5,428	18	145	1,243	2,592
Forage - land used for all hay and haylage, grass silage, and greenchop	4,816	43	159	2,343	3,059
Soybeans	2,211	18	111	1,363	2,076
Tobacco	1,535	5	50	85	563

Other County Highlights

Economic Characteristics	Quantity	Operator Characteristics	Quantity
Farms by value of sales		Principal operators by primary occupation:	
Less than \$1,000	135	Farming	213
\$1,000 to \$2,499	70	Other	221
\$2,500 to \$4,999	36	Principal operators by sex:	
\$5,000 to \$9,999	47	Male	393
\$10,000 to \$19,999	31	Female	41
\$20,000 to \$24,999	13	Average age of principal operator (years)	55.7
\$25,000 to \$39,999	26	All operators ² by race:	
\$40,000 to \$49,999	15	White	527
\$50,000 to \$99,999	14	Black or African American	30
\$100,000 to \$249,999	17	American Indian or Alaska Native	6
\$250,000 to \$499,999	19	Native Hawaiian or Other Pacific Islander	-
\$500,000 or more	11	Asian	-
Total farm production expenses (\$1,000)	23,126	More than one race	-
Average per farm (\$)	53,285	All operators ² of Spanish, Hispanic, or Latino Origin	2
Net cash farm income of operation (\$1,000)	8,144		
Average per farm (\$)	18,765		

(D) Cannot be disclosed. (Z) Less than half of the unit shown. See "Census of Agriculture, Volume 1, Geographic Area Series" for complete footnotes.

¹ Universe is number of counties in state or U.S. with item.

² Data were collected for a maximum of three operators per farm.

³ Items with a rank that cannot be disclosed are separated by a blank line, position in table does not indicate rank.