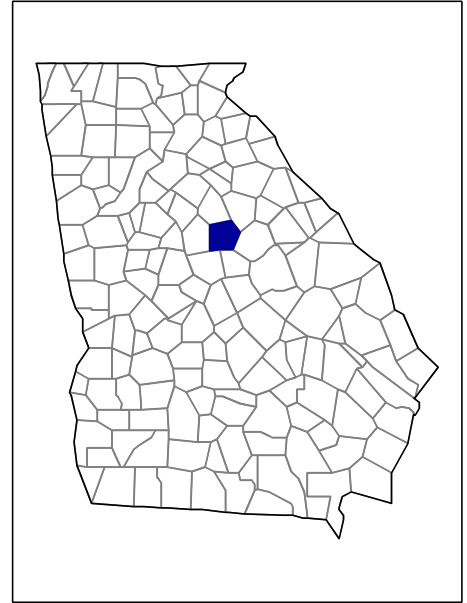


2002 Census of Agriculture County Profile

Putnam, Georgia



Number of farms

225 farms in 2002, 184 farms in 1997, up 22 percent.

Land in farms

40,682 acres in 2002, 32,148 acres in 1997, up 27 percent.

Average size of farm

181 acres in 2002, 175 acres in 1997, up 3 percent.

Market Value of Production

\$26,599,000 in 2002, \$21,926,000 in 1997, up 21 percent.

Crop sales accounted for \$712,000 of the total value in 2002.

Livestock sales accounted for \$25,886,000 of the total value in 2002.

Market Value of Production, average per farm

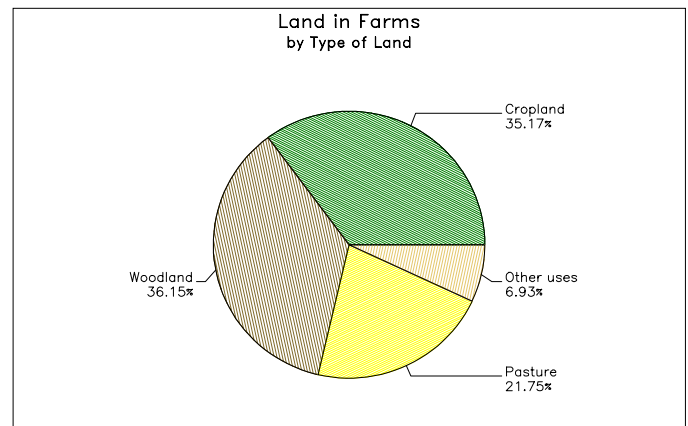
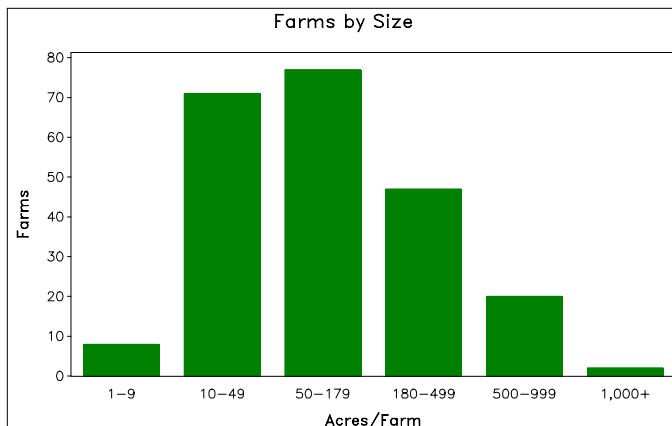
\$118,216 in 2002, \$119,164 in 1997, down 1 percent.

Government Payments

\$458,000 in 2002, \$32,000 in 1997, up 1,331 percent.

Government Payments, average per farm receiving payments

\$9,150 in 2002, \$2,108 in 1997, up 334 percent.



**2002 Census of Agriculture
County Profile
United States Department of Agriculture, Georgia Agricultural Statistics Service**

Putnam, Georgia

Ranked items among the 159 state counties and 3,078 U.S. counties, 2002

Item	Quantity	State Rank	Universe ¹	U.S. Rank	Universe ¹
MARKET VALUE OF AGRICULTURAL PRODUCTS SOLD (\$1,000)					
Total value of agricultural products sold	26,599	58	159	1,834	3,075
Value of crops including nursery and greenhouse	712	134	159	2,827	3,070
Value of livestock, poultry, and their products	25,886	36	159	1,064	3,070
VALUE OF SALES BY COMMODITY GROUP (\$1,000)					
Grains, oilseeds, dry beans, and dry peas	(D)	(D)	150	(D)	2,871
Tobacco	-	-	50	-	560
Cotton and cottonseed	-	-	93	-	656
Vegetables, melons, potatoes, and sweet potatoes	(D)	(D)	149	(D)	2,747
Fruits, tree nuts, and berries	-	-	151	-	2,638
Nursery, greenhouse, floriculture, and sod	(D)	(D)	148	(D)	2,708
Cut Christmas trees and short rotation woody crops	-	-	84	-	1,774
Other crops and hay	(D)	(D)	158	(D)	3,046
Poultry and eggs	(D)	(D)	142	(D)	2,918
Cattle and calves	(D)	(D)	159	(D)	3,053
Milk and other dairy products from cows	18,074	2	111	238	2,493
Hogs and pigs	-	-	135	-	2,919
Sheep, goats, and their products	3	122	152	2,756	2,997
Horses, ponies, mules, burros, and donkeys	73	59	151	2,059	3,014
Aquaculture	-	-	64	-	1,520
Other animals and other animal products	(Z)	91	108	2,619	2,727
TOP LIVESTOCK INVENTORY ITEMS (number)					
Layers 20 weeks old and older	(D)	13	143	(D)	2,983
Cattle and calves	16,601	17	159	1,641	3,059
Horses and ponies	554	48	158	2,036	3,065
All Goats	407	70	155	1,189	2,971
Quail	(D)	42	52	(D)	1,412
TOP CROP ITEMS (acres)					
Forage - land used for all hay and haylage, grass silage, and greenchop	6,099	29	159	2,167	3,059
All Wheat for grain	(D)	57	129	(D)	2,517
Corn for silage	(D)	16	85	(D)	2,307
Corn for grain ³	(D)	(D)	145	(D)	2,592
All Vegetables harvested ³	(D)	(D)	149	(D)	2,710

Other County Highlights

Economic Characteristics	Quantity	Operator Characteristics	Quantity
Farms by value of sales		Principal operators by primary occupation:	
Less than \$1,000	95	Farming	124
\$1,000 to \$2,499	27	Other	101
\$2,500 to \$4,999	24	Principal operators by sex:	
\$5,000 to \$9,999	21	Male	187
\$10,000 to \$19,999	10	Female	38
\$20,000 to \$24,999	2	Average age of principal operator (years)	57.1
\$25,000 to \$39,999	6	All operators ² by race:	
\$40,000 to \$49,999	-	White	272
\$50,000 to \$99,999	6	Black or African American	29
\$100,000 to \$249,999	10	American Indian or Alaska Native	-
\$250,000 to \$499,999	11	Native Hawaiian or Other Pacific Islander	-
\$500,000 or more	13	Asian	-
Total farm production expenses (\$1,000)	21,887	More than one race	-
Average per farm (\$)	96,418	All operators ² of Spanish, Hispanic, or Latino Origin	-
Net cash farm income of operation (\$1,000)	4,417		
Average per farm (\$)	19,456		

(D) Cannot be disclosed. (Z) Less than half of the unit shown. See "Census of Agriculture, Volume 1, Geographic Area Series" for complete footnotes.

¹ Universe is number of counties in state or U.S. with item.

² Data were collected for a maximum of three operators per farm.

³ Items with a rank that cannot be disclosed are separated by a blank line, position in table does not indicate rank.