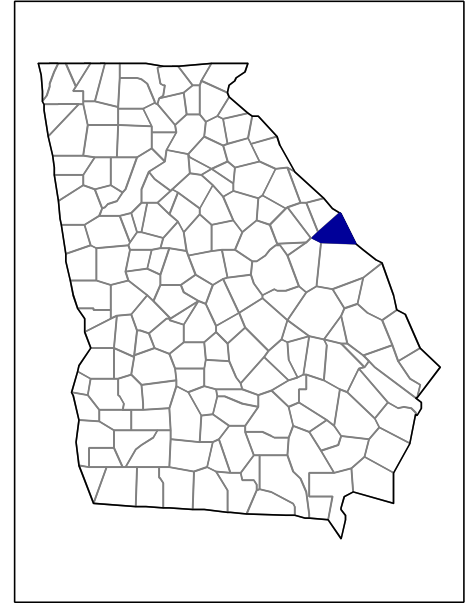




2002 Census of Agriculture County Profile

Richmond, Georgia



Number of farms

140 farms in 2002, 133 farms in 1997, up 5 percent.

Land in farms

12,439 acres in 2002, 15,919 acres in 1997, down 22 percent.

Average size of farm

89 acres in 2002, 120 acres in 1997, down 26 percent.

Market Value of Production

\$3,124,000 in 2002, \$4,368,000 in 1997, down 28 percent.

Crop sales accounted for \$1,687,000 of the total value in 2002.

Livestock sales accounted for \$1,437,000 of the total value in 2002.

Market Value of Production, average per farm

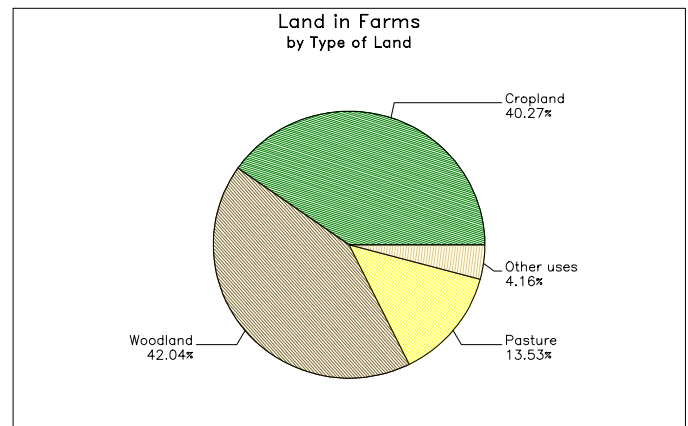
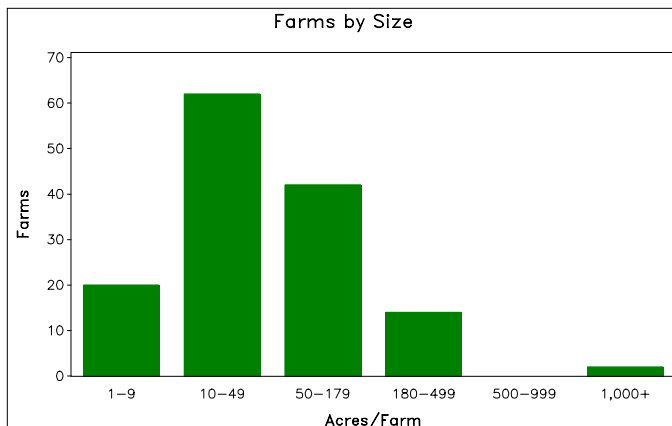
\$22,312 in 2002, \$32,839 in 1997, down 32 percent.

Government Payments

\$15,000 in 2002, \$56,000 in 1997, down 73 percent.

Government Payments, average per farm receiving payments

\$1,153 in 2002, \$2,449 in 1997, down 53 percent.



**2002 Census of Agriculture
County Profile
United States Department of Agriculture, Georgia Agricultural Statistics Service**

Richmond, Georgia

Ranked items among the 159 state counties and 3,078 U.S. counties, 2002

Item	Quantity	State Rank	Universe ¹	U.S. Rank	Universe ¹
MARKET VALUE OF AGRICULTURAL PRODUCTS SOLD (\$1,000)					
Total value of agricultural products sold	3,124	135	159	2,876	3,075
Value of crops including nursery and greenhouse	1,687	103	159	2,563	3,070
Value of livestock, poultry, and their products	1,437	127	159	2,803	3,070
VALUE OF SALES BY COMMODITY GROUP (\$1,000)					
Grains, oilseeds, dry beans, and dry peas	(D)	(D)	150	(D)	2,871
Tobacco	-	-	50	-	560
Cotton and cottonseed	-	-	93	-	656
Vegetables, melons, potatoes, and sweet potatoes	278	61	149	1,216	2,747
Fruits, tree nuts, and berries	60	103	151	1,494	2,638
Nursery, greenhouse, floriculture, and sod	883	64	148	1,142	2,708
Cut Christmas trees and short rotation woody crops	(D)	(D)	84	(D)	1,774
Other crops and hay	251	93	158	2,414	3,046
Poultry and eggs	(D)	(D)	142	(D)	2,918
Cattle and calves	(D)	(D)	159	(D)	3,053
Milk and other dairy products from cows	(D)	(D)	111	(D)	2,493
Hogs and pigs	(D)	(D)	135	(D)	2,919
Sheep, goats, and their products	8	76	152	2,411	2,997
Horses, ponies, mules, burros, and donkeys	56	74	151	2,292	3,014
Aquaculture	18	27	64	868	1,520
Other animals and other animal products	-	-	108	-	2,727
TOP LIVESTOCK INVENTORY ITEMS (number)					
Cattle and calves	2,082	135	159	2,802	3,059
Layers 20 weeks old and older	(D)	68	143	(D)	2,983
Ducks	(D)	3	100	(D)	2,630
All Goats	566	46	155	911	2,971
Pigeons ³	(D)	(D)	28	(D)	1,368
TOP CROP ITEMS (acres)					
Forage - land used for all hay and haylage, grass silage, and greenchop	1,949	115	159	2,749	3,059
All Vegetables harvested	127	64	149	1,145	2,710
Pecans	86	87	139	476	1,194
Oats	86	55	99	1,553	2,215
Corn for grain ³	(D)	(D)	145	(D)	2,592

Other County Highlights

Economic Characteristics	Quantity	Operator Characteristics	Quantity
Farms by value of sales		Principal operators by primary occupation:	
Less than \$1,000	41	Farming	69
\$1,000 to \$2,499	31	Other	71
\$2,500 to \$4,999	9		
\$5,000 to \$9,999	19	Principal operators by sex:	
\$10,000 to \$19,999	14	Male	118
\$20,000 to \$24,999	3	Female	22
\$25,000 to \$39,999	8		
\$40,000 to \$49,999	4	Average age of principal operator (years)	56.6
\$50,000 to \$99,999	5		
\$100,000 to \$249,999	3	All operators ² by race:	
\$250,000 to \$499,999	2	White	158
\$500,000 or more	1	Black or African American	34
Total farm production expenses (\$1,000)	2,897	American Indian or Alaska Native	-
Average per farm (\$)	20,692	Native Hawaiian or Other Pacific Islander	-
		Asian	-
Net cash farm income of operation (\$1,000)	-111	More than one race	12
Average per farm (\$)	-792	All operators ² of Spanish, Hispanic, or Latino Origin	5

(D) Cannot be disclosed. (Z) Less than half of the unit shown. See "Census of Agriculture, Volume 1, Geographic Area Series" for complete footnotes.

¹ Universe is number of counties in state or U.S. with item.

² Data were collected for a maximum of three operators per farm.

³ Items with a rank that cannot be disclosed are separated by a blank line, position in table does not indicate rank.