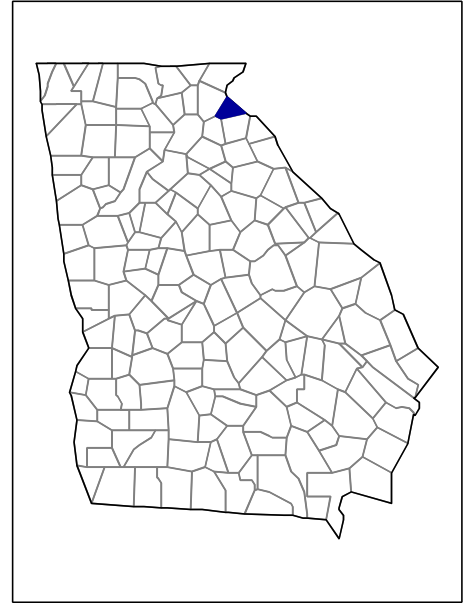




2002 Census of Agriculture County Profile

Stephens, Georgia



Number of farms

238 farms in 2002, 234 farms in 1997, up 2 percent.

Land in farms

19,527 acres in 2002, 20,981 acres in 1997, down 7 percent.

Average size of farm

82 acres in 2002, 90 acres in 1997, down 9 percent.

Market Value of Production

\$44,422,000 in 2002, \$41,376,000 in 1997, up 7 percent.

Crop sales accounted for \$239,000 of the total value in 2002.

Livestock sales accounted for \$44,183,000 of the total value in 2002.

Market Value of Production, average per farm

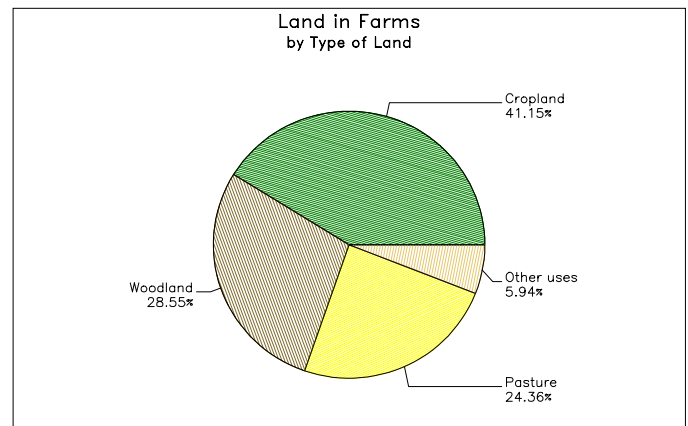
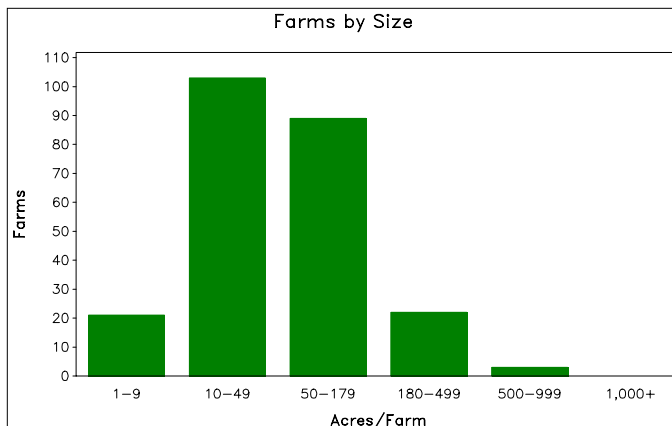
\$186,646 in 2002, \$176,822 in 1997, up 6 percent.

Government Payments

\$72,000 in 2002, \$10,000 in 1997, up 620 percent.

Government Payments, average per farm receiving payments

\$1,710 in 2002, \$1,430 in 1997, up 20 percent.



**2002 Census of Agriculture
County Profile
United States Department of Agriculture, Georgia Agricultural Statistics Service**

Stephens, Georgia

Ranked items among the 159 state counties and 3,078 U.S. counties, 2002

Item	Quantity	State Rank	Universe ¹	U.S. Rank	Universe ¹
MARKET VALUE OF AGRICULTURAL PRODUCTS SOLD (\$1,000)					
Total value of agricultural products sold	44,422	35	159	1,306	3,075
Value of crops including nursery and greenhouse	239	153	159	2,989	3,070
Value of livestock, poultry, and their products	44,183	23	159	643	3,070
VALUE OF SALES BY COMMODITY GROUP (\$1,000)					
Grains, oilseeds, dry beans, and dry peas	(D)	(D)	150	(D)	2,871
Tobacco	-	-	50	-	560
Cotton and cottonseed	-	-	93	-	656
Vegetables, melons, potatoes, and sweet potatoes	-	-	149	-	2,747
Fruits, tree nuts, and berries	(D)	(D)	151	(D)	2,638
Nursery, greenhouse, floriculture, and sod	(D)	(D)	148	(D)	2,708
Cut Christmas trees and short rotation woody crops	-	-	84	-	1,774
Other crops and hay	107	130	158	2,763	3,046
Poultry and eggs	42,703	22	142	161	2,918
Cattle and calves	(D)	(D)	159	(D)	3,053
Milk and other dairy products from cows	(D)	(D)	111	(D)	2,493
Hogs and pigs	-	-	135	-	2,919
Sheep, goats, and their products	9	69	152	2,343	2,997
Horses, ponies, mules, burros, and donkeys	12	134	151	2,877	3,014
Aquaculture	-	-	64	-	1,520
Other animals and other animal products	1	80	108	2,493	2,727
TOP LIVESTOCK INVENTORY ITEMS (number)					
Broilers and other meat-type chickens	2,635,996	27	111	156	2,599
Layers 20 weeks old and older	105,162	31	143	392	2,983
Cattle and calves	6,590	77	159	2,366	3,059
All Goats	510	55	155	993	2,971
Horses and ponies	221	118	158	2,779	3,065
TOP CROP ITEMS (acres)					
Forage - land used for all hay and haylage, grass silage, and greenchop	3,333	76	159	2,545	3,059
All Wheat for grain	(D)	84	129	(D)	2,517
Apples	96	4	83	375	2,173
Sorghum for silage	(D)	38	62	(D)	1,387
Corn for silage ³	(D)	(D)	85	(D)	2,307

Other County Highlights

Economic Characteristics	Quantity	Operator Characteristics	Quantity
Farms by value of sales		Principal operators by primary occupation:	
Less than \$1,000	59	Farming	145
\$1,000 to \$2,499	48	Other	93
\$2,500 to \$4,999	29	Principal operators by sex:	
\$5,000 to \$9,999	38	Male	224
\$10,000 to \$19,999	15	Female	14
\$20,000 to \$24,999	3	Average age of principal operator (years)	58.2
\$25,000 to \$39,999	2	All operators ² by race:	
\$40,000 to \$49,999	-	White	312
\$50,000 to \$99,999	9	Black or African American	-
\$100,000 to \$249,999	4	American Indian or Alaska Native	-
\$250,000 to \$499,999	14	Native Hawaiian or Other Pacific Islander	-
\$500,000 or more	17	Asian	-
Total farm production expenses (\$1,000)	26,209	More than one race	2
Average per farm (\$)	111,056	All operators ² of Spanish, Hispanic, or Latino Origin	-
Net cash farm income of operation (\$1,000)	19,835		
Average per farm (\$)	84,045		

(D) Cannot be disclosed. (Z) Less than half of the unit shown. See "Census of Agriculture, Volume 1, Geographic Area Series" for complete footnotes.

¹ Universe is number of counties in state or U.S. with item.

² Data were collected for a maximum of three operators per farm.

³ Items with a rank that cannot be disclosed are separated by a blank line, position in table does not indicate rank.