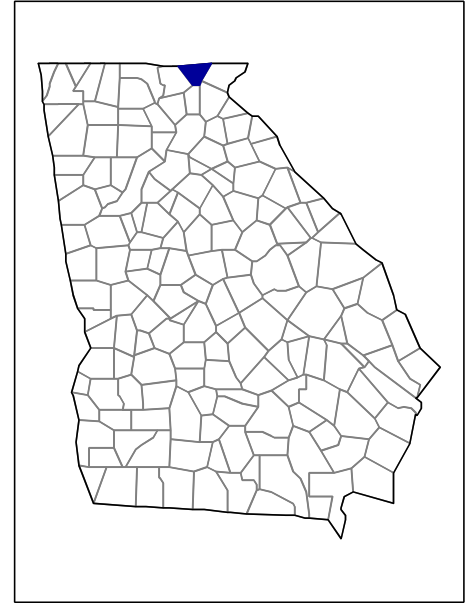


# 2002 Census of Agriculture County Profile

## Towns, Georgia



### Number of farms

148 farms in 2002, 145 farms in 1997, up 2 percent.

### Land in farms

10,901 acres in 2002, 9,613 acres in 1997, up 13 percent.

### Average size of farm

74 acres in 2002, 66 acres in 1997, up 12 percent.

### Market Value of Production

\$2,002,000 in 2002, \$1,078,000 in 1997, up 86 percent.

Crop sales accounted for \$668,000 of the total value in 2002.

Livestock sales accounted for \$1,335,000 of the total value in 2002.

### Market Value of Production, average per farm

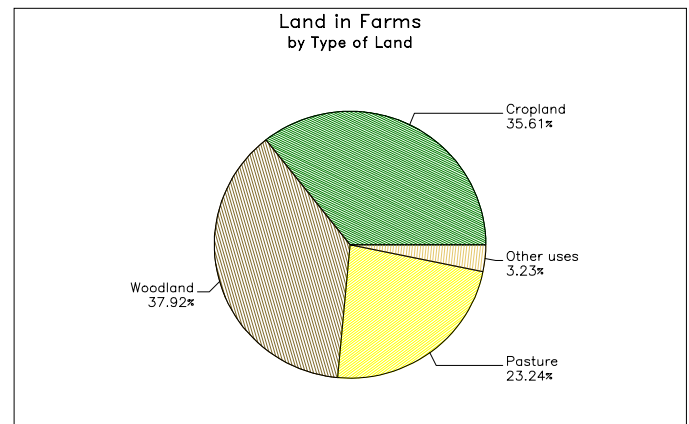
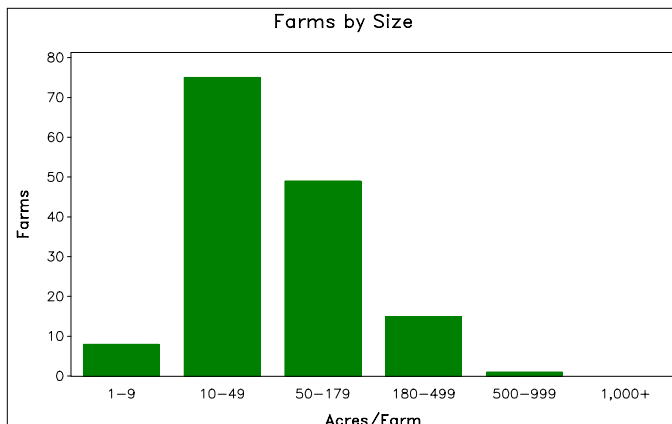
\$13,529 in 2002, \$7,438 in 1997, up 82 percent.

### Government Payments

\$21,000 in 2002, (D) in 1997.

### Government Payments, average per farm receiving payments

\$939 in 2002, (D) in 1997.



**2002 Census of Agriculture  
County Profile  
United States Department of Agriculture, Georgia Agricultural Statistics Service**

**Towns, Georgia**

**Ranked items among the 159 state counties and 3,078 U.S. counties, 2002**

Item	Quantity	State Rank	Universe <sup>1</sup>	U.S. Rank	Universe <sup>1</sup>
<b>MARKET VALUE OF AGRICULTURAL PRODUCTS SOLD (\$1,000)</b>					
Total value of agricultural products sold	2,002	144	159	2,946	3,075
Value of crops including nursery and greenhouse	668	136	159	2,840	3,070
Value of livestock, poultry, and their products	1,335	128	159	2,816	3,070
<b>VALUE OF SALES BY COMMODITY GROUP (\$1,000)</b>					
Grains, oilseeds, dry beans, and dry peas	(D)	(D)	150	(D)	2,871
Tobacco	(D)	(D)	50	(D)	560
Cotton and cottonseed	-	-	93	-	656
Vegetables, melons, potatoes, and sweet potatoes	(D)	(D)	149	(D)	2,747
Fruits, tree nuts, and berries	18	129	151	1,996	2,638
Nursery, greenhouse, floriculture, and sod	538	81	148	1,389	2,708
Cut Christmas trees and short rotation woody crops	-	-	84	-	1,774
Other crops and hay	82	137	158	2,826	3,046
Poultry and eggs	-	-	142	-	2,918
Cattle and calves	735	108	159	2,657	3,053
Milk and other dairy products from cows	-	-	111	-	2,493
Hogs and pigs	(D)	(D)	135	(D)	2,919
Sheep, goats, and their products	-	-	152	-	2,997
Horses, ponies, mules, burros, and donkeys	(D)	(D)	151	(D)	3,014
Aquaculture	(D)	(D)	64	(D)	1,520
Other animals and other animal products	31	25	108	1,330	2,727
<b>TOP LIVESTOCK INVENTORY ITEMS (number)</b>					
Cattle and calves	3,023	127	159	2,704	3,059
Hogs and pigs	(D)	68	141	(D)	2,926
Colonies of bees	300	25	96	756	2,392
Horses and ponies	209	121	158	2,802	3,065
Llamas	(D)	15	61	(D)	2,112
<b>TOP CROP ITEMS (acres)</b>					
Forage - land used for all hay and haylage, grass silage, and greenchop	2,170	105	159	2,710	3,059
Sorghum for silage	(D)	39	62	(D)	1,387
Corn for grain	(D)	139	145	(D)	2,592
All Field and grass seed crops <sup>3</sup>	(D)	(D)	42	(D)	1,293
Grapes <sup>3</sup>	(D)	(D)	107	(D)	1,830

**Other County Highlights**

Economic Characteristics	Quantity	Operator Characteristics	Quantity
Farms by value of sales		Principal operators by primary occupation:	
Less than \$1,000	37	Farming	69
\$1,000 to \$2,499	35	Other	79
\$2,500 to \$4,999	24	Principal operators by sex:	
\$5,000 to \$9,999	30	Male	144
\$10,000 to \$19,999	8	Female	4
\$20,000 to \$24,999	-	Average age of principal operator (years)	56.2
\$25,000 to \$39,999	7	All operators <sup>2</sup> by race:	
\$40,000 to \$49,999	-	White	195
\$50,000 to \$99,999	2	Black or African American	-
\$100,000 to \$249,999	3	American Indian or Alaska Native	-
\$250,000 to \$499,999	2	Native Hawaiian or Other Pacific Islander	-
\$500,000 or more	-	Asian	-
Total farm production expenses (\$1,000)	1,989	More than one race	-
Average per farm (\$)	13,530	All operators <sup>2</sup> of Spanish, Hispanic, or Latino Origin	2
Net cash farm income of operation (\$1,000)	169		
Average per farm (\$)	1,149		

(D) Cannot be disclosed. (Z) Less than half of the unit shown. See "Census of Agriculture, Volume 1, Geographic Area Series" for complete footnotes.

<sup>1</sup> Universe is number of counties in state or U.S. with item.

<sup>2</sup> Data were collected for a maximum of three operators per farm.

<sup>3</sup> Items with a rank that cannot be disclosed are separated by a blank line, position in table does not indicate rank.