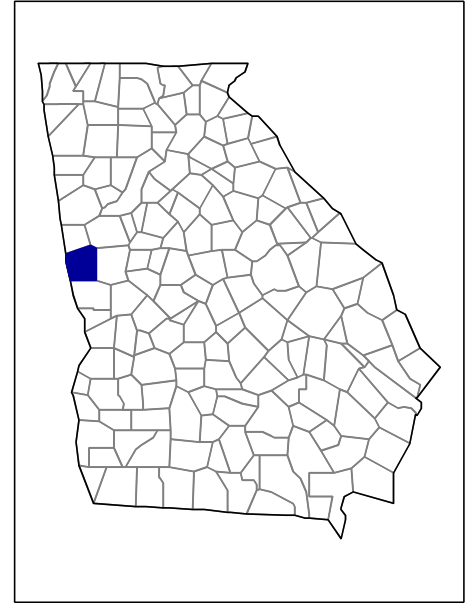


# 2002 Census of Agriculture County Profile

## Troup, Georgia



### Number of farms

294 farms in 2002, 273 farms in 1997, up 8 percent.

### Land in farms

61,252 acres in 2002, 45,854 acres in 1997, up 34 percent.

### Average size of farm

208 acres in 2002, 168 acres in 1997, up 24 percent.

### Market Value of Production

\$3,052,000 in 2002, \$4,461,000 in 1997, down 32 percent.

Crop sales accounted for \$696,000 of the total value in 2002.

Livestock sales accounted for \$2,356,000 of the total value in 2002.

### Market Value of Production, average per farm

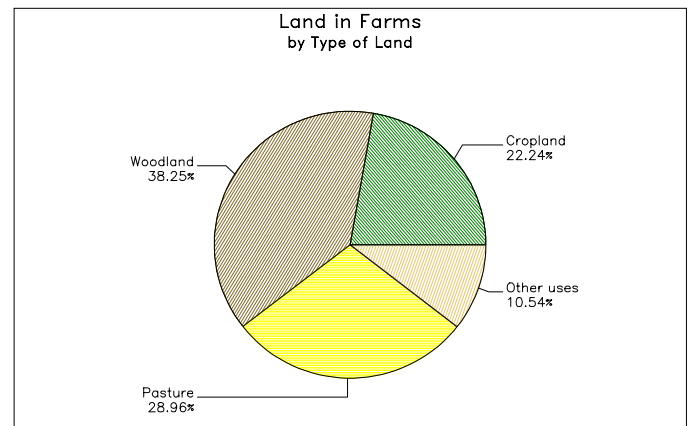
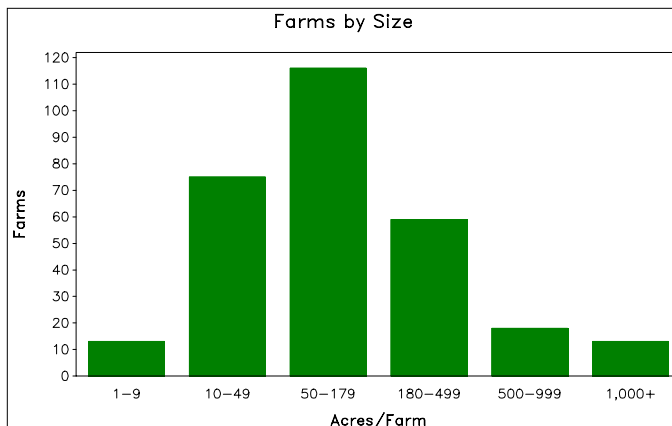
\$10,381 in 2002, \$16,342 in 1997, down 36 percent.

### Government Payments

\$168,000 in 2002, \$36,000 in 1997, up 367 percent.

### Government Payments, average per farm receiving payments

\$3,169 in 2002, \$3,565 in 1997, down 11 percent.



**2002 Census of Agriculture  
County Profile  
United States Department of Agriculture, Georgia Agricultural Statistics Service**

**Troup, Georgia**

**Ranked items among the 159 state counties and 3,078 U.S. counties, 2002**

Item	Quantity	State Rank	Universe <sup>1</sup>	U.S. Rank	Universe <sup>1</sup>
<b>MARKET VALUE OF AGRICULTURAL PRODUCTS SOLD (\$1,000)</b>					
Total value of agricultural products sold	3,052	137	159	2,881	3,075
Value of crops including nursery and greenhouse	696	135	159	2,830	3,070
Value of livestock, poultry, and their products	2,356	115	159	2,656	3,070
<b>VALUE OF SALES BY COMMODITY GROUP (\$1,000)</b>					
Grains, oilseeds, dry beans, and dry peas	(D)	(D)	150	(D)	2,871
Tobacco	-	-	50	-	560
Cotton and cottonseed	-	-	93	-	656
Vegetables, melons, potatoes, and sweet potatoes	(D)	(D)	149	(D)	2,747
Fruits, tree nuts, and berries	(D)	(D)	151	(D)	2,638
Nursery, greenhouse, floriculture, and sod	(D)	(D)	148	(D)	2,708
Cut Christmas trees and short rotation woody crops	(D)	(D)	84	(D)	1,774
Other crops and hay	179	103	158	2,572	3,046
Poultry and eggs	4	117	142	2,343	2,918
Cattle and calves	1,577	65	159	2,313	3,053
Milk and other dairy products from cows	(D)	(D)	111	(D)	2,493
Hogs and pigs	-	-	135	-	2,919
Sheep, goats, and their products	13	50	152	2,177	2,997
Horses, ponies, mules, burros, and donkeys	(D)	(D)	151	(D)	3,014
Aquaculture	-	-	64	-	1,520
Other animals and other animal products	(D)	(D)	108	(D)	2,727
<b>TOP LIVESTOCK INVENTORY ITEMS (number)</b>					
Cattle and calves	8,730	60	159	2,164	3,059
All Goats	723	27	155	713	2,971
Horses and ponies	686	33	158	1,770	3,065
Layers 20 weeks old and older	347	72	143	2,159	2,983
Llamas	60	8	61	588	2,112
<b>TOP CROP ITEMS (acres)</b>					
Forage - land used for all hay and haylage, grass silage, and greenchop	4,802	44	159	2,345	3,059
Short-rotation woody crops	(D)	17	71	(D)	1,262
Cut Christmas trees	(D)	28	89	(D)	1,877
Corn for silage <sup>3</sup>	(D)	(D)	85	(D)	2,307
Sod harvested <sup>3</sup>	(D)	(D)	45	(D)	740

**Other County Highlights**

Economic Characteristics	Quantity	Operator Characteristics	Quantity
Farms by value of sales		Principal operators by primary occupation:	
Less than \$1,000	102	Farming	144
\$1,000 to \$2,499	59	Other	150
\$2,500 to \$4,999	37	Principal operators by sex:	
\$5,000 to \$9,999	43	Male	259
\$10,000 to \$19,999	32	Female	35
\$20,000 to \$24,999	6	Average age of principal operator (years)	58.1
\$25,000 to \$39,999	8	All operators <sup>2</sup> by race:	
\$40,000 to \$49,999	-	White	399
\$50,000 to \$99,999	3	Black or African American	-
\$100,000 to \$249,999	-	American Indian or Alaska Native	-
\$250,000 to \$499,999	3	Native Hawaiian or Other Pacific Islander	-
\$500,000 or more	1	Asian	-
Total farm production expenses (\$1,000)	5,358	More than one race	-
Average per farm (\$)	18,102	All operators <sup>2</sup> of Spanish, Hispanic, or Latino Origin	-
Net cash farm income of operation (\$1,000)	-1,031		
Average per farm (\$)	-3,482		

(D) Cannot be disclosed. (Z) Less than half of the unit shown. See "Census of Agriculture, Volume 1, Geographic Area Series" for complete footnotes.

<sup>1</sup> Universe is number of counties in state or U.S. with item.

<sup>2</sup> Data were collected for a maximum of three operators per farm.

<sup>3</sup> Items with a rank that cannot be disclosed are separated by a blank line, position in table does not indicate rank.