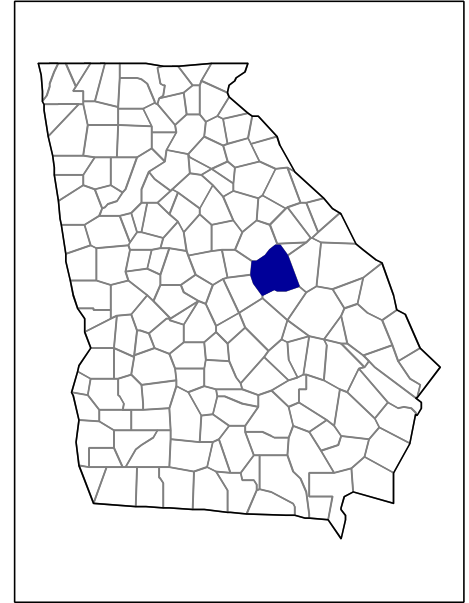




# 2002 Census of Agriculture County Profile

## Washington, Georgia



### Number of farms

411 farms in 2002, 381 farms in 1997, up 8 percent.

### Land in farms

124,042 acres in 2002, 113,587 acres in 1997, up 9 percent.

### Average size of farm

302 acres in 2002, 298 acres in 1997, up 1 percent.

### Market Value of Production

\$15,565,000 in 2002, \$11,697,000 in 1997, up 33 percent.

Crop sales accounted for \$11,936,000 of the total value in 2002.

Livestock sales accounted for \$3,628,000 of the total value in 2002.

### Market Value of Production, average per farm

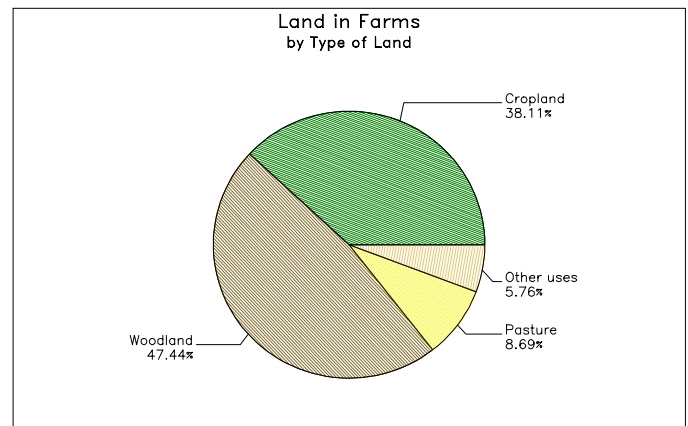
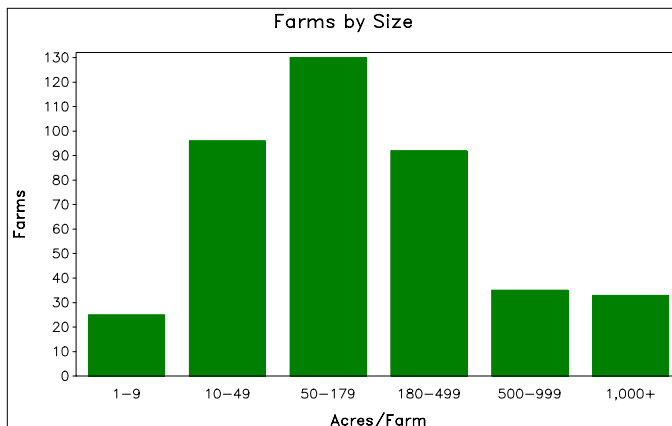
\$37,870 in 2002, \$30,701 in 1997, up 23 percent.

### Government Payments

\$742,000 in 2002, \$601,000 in 1997, up 23 percent.

### Government Payments, average per farm receiving payments

\$4,264 in 2002, \$3,284 in 1997, up 30 percent.



**2002 Census of Agriculture  
County Profile  
United States Department of Agriculture, Georgia Agricultural Statistics Service**

**Washington, Georgia**

**Ranked items among the 159 state counties and 3,078 U.S. counties, 2002**

Item	Quantity	State Rank	Universe <sup>1</sup>	U.S. Rank	Universe <sup>1</sup>
<b>MARKET VALUE OF AGRICULTURAL PRODUCTS SOLD (\$1,000)</b>					
Total value of agricultural products sold	15,565	88	159	2,258	3,075
Value of crops including nursery and greenhouse	11,936	42	159	1,537	3,070
Value of livestock, poultry, and their products	3,628	101	159	2,496	3,070
<b>VALUE OF SALES BY COMMODITY GROUP (\$1,000)</b>					
Grains, oilseeds, dry beans, and dry peas	(D)	(D)	150	(D)	2,871
Tobacco	-	-	50	-	560
Cotton and cottonseed	(D)	(D)	93	(D)	656
Vegetables, melons, potatoes, and sweet potatoes	50	109	149	2,050	2,747
Fruits, tree nuts, and berries	1,580	21	151	275	2,638
Nursery, greenhouse, floriculture, and sod	(D)	(D)	148	(D)	2,708
Cut Christmas trees and short rotation woody crops	-	-	84	-	1,774
Other crops and hay	573	58	158	1,784	3,046
Poultry and eggs	(D)	(D)	142	(D)	2,918
Cattle and calves	1,881	48	159	2,212	3,053
Milk and other dairy products from cows	1,609	35	111	1,127	2,493
Hogs and pigs	-	-	135	-	2,919
Sheep, goats, and their products	60	5	152	1,130	2,997
Horses, ponies, mules, burros, and donkeys	(D)	(D)	151	(D)	3,014
Aquaculture	(D)	(D)	64	(D)	1,520
Other animals and other animal products	-	-	108	-	2,727
<b>TOP LIVESTOCK INVENTORY ITEMS (number)</b>					
Cattle and calves	9,403	51	159	2,107	3,059
All Goats	1,433	5	155	289	2,971
Horses and ponies	520	51	158	2,114	3,065
Layers 20 weeks old and older	113	102	143	2,681	2,983
Sheep and lambs	(D)	47	111	(D)	2,867
<b>TOP CROP ITEMS (acres)</b>					
Forage - land used for all hay and haylage, grass silage, and greenchop	6,640	25	159	2,105	3,059
All Wheat for grain	5,093	11	129	912	2,517
All Cotton	4,122	58	93	356	663
Pecans	3,953	9	139	26	1,194
Soybeans	2,442	16	111	1,338	2,076

**Other County Highlights**

Economic Characteristics	Quantity
Farms by value of sales	
Less than \$1,000	210
\$1,000 to \$2,499	52
\$2,500 to \$4,999	38
\$5,000 to \$9,999	31
\$10,000 to \$19,999	27
\$20,000 to \$24,999	10
\$25,000 to \$39,999	10
\$40,000 to \$49,999	4
\$50,000 to \$99,999	6
\$100,000 to \$249,999	15
\$250,000 to \$499,999	3
\$500,000 or more	5
Total farm production expenses (\$1,000)	13,399
Average per farm (\$)	32,601
Net cash farm income of operation (\$1,000)	3,914
Average per farm (\$)	9,524

Operator Characteristics	Quantity
Principal operators by primary occupation:	
Farming	169
Other	242
Principal operators by sex:	
Male	371
Female	40
Average age of principal operator (years)	54.2
All operators <sup>2</sup> by race:	
White	529
Black or African American	7
American Indian or Alaska Native	2
Native Hawaiian or Other Pacific Islander	-
Asian	-
More than one race	-
All operators <sup>2</sup> of Spanish, Hispanic, or Latino Origin	3

(D) Cannot be disclosed. (Z) Less than half of the unit shown. See "Census of Agriculture, Volume 1, Geographic Area Series" for complete footnotes.

<sup>1</sup> Universe is number of counties in state or U.S. with item.

<sup>2</sup> Data were collected for a maximum of three operators per farm.