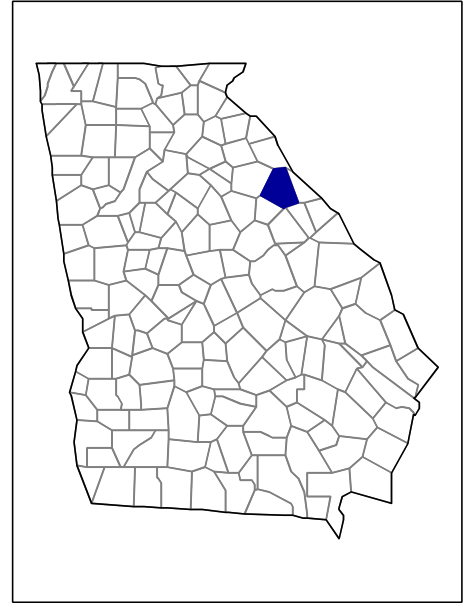




# 2002 Census of Agriculture County Profile

## Wilkes, Georgia



### Number of farms

349 farms in 2002, 353 farms in 1997, down 1 percent.

### Land in farms

99,218 acres in 2002, 96,961 acres in 1997, up 2 percent.

### Average size of farm

284 acres in 2002, 275 acres in 1997, up 3 percent.

### Market Value of Production

\$21,190,000 in 2002, \$22,561,000 in 1997, down 6 percent.

Crop sales accounted for \$1,737,000 of the total value in 2002.

Livestock sales accounted for \$19,453,000 of the total value in 2002.

### Market Value of Production, average per farm

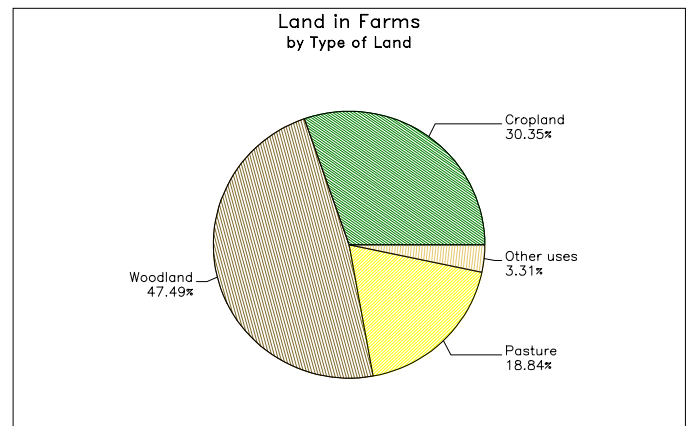
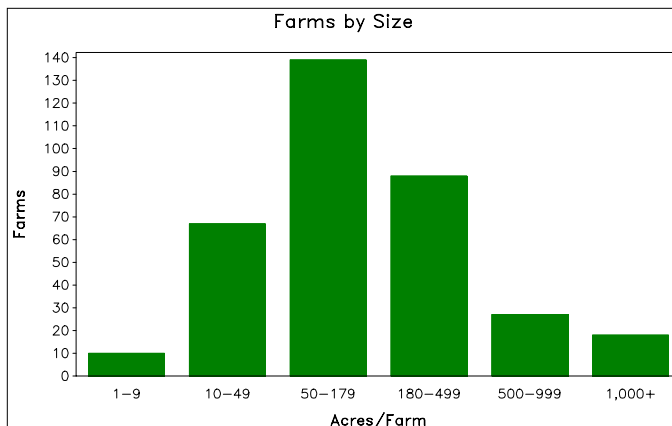
\$60,717 in 2002, \$63,912 in 1997, down 5 percent.

### Government Payments

\$410,000 in 2002, \$52,000 in 1997, up 688 percent.

### Government Payments, average per farm receiving payments

\$3,256 in 2002, \$1,398 in 1997, up 133 percent.



**2002 Census of Agriculture  
County Profile  
United States Department of Agriculture, Georgia Agricultural Statistics Service**

**Wilkes, Georgia**

**Ranked items among the 159 state counties and 3,078 U.S. counties, 2002**

Item	Quantity	State Rank	Universe <sup>1</sup>	U.S. Rank	Universe <sup>1</sup>
<b>MARKET VALUE OF AGRICULTURAL PRODUCTS SOLD (\$1,000)</b>					
Total value of agricultural products sold	21,190	79	159	2,050	3,075
Value of crops including nursery and greenhouse	1,737	102	159	2,552	3,070
Value of livestock, poultry, and their products	19,453	45	159	1,324	3,070
<b>VALUE OF SALES BY COMMODITY GROUP (\$1,000)</b>					
Grains, oilseeds, dry beans, and dry peas	(D)	(D)	150	(D)	2,871
Tobacco	-	-	50	-	560
Cotton and cottonseed	(D)	(D)	93	(D)	656
Vegetables, melons, potatoes, and sweet potatoes	-	-	149	-	2,747
Fruits, tree nuts, and berries	(D)	(D)	151	(D)	2,638
Nursery, greenhouse, floriculture, and sod	1,216	55	148	1,015	2,708
Cut Christmas trees and short rotation woody crops	-	-	84	-	1,774
Other crops and hay	263	89	158	2,384	3,046
Poultry and eggs	9,225	56	142	475	2,918
Cattle and calves	3,189	18	159	1,860	3,053
Milk and other dairy products from cows	4,118	12	111	712	2,493
Hogs and pigs	2,887	5	135	617	2,919
Sheep, goats, and their products	8	78	152	2,419	2,997
Horses, ponies, mules, burros, and donkeys	26	109	151	2,673	3,014
Aquaculture	-	-	64	-	1,520
Other animals and other animal products	-	-	108	-	2,727
<b>TOP LIVESTOCK INVENTORY ITEMS (number)</b>					
Broilers and other meat-type chickens	935,100	51	111	301	2,599
Cattle and calves	19,288	10	159	1,502	3,059
Hogs and pigs	17,835	3	141	559	2,926
All Goats	417	69	155	1,168	2,971
Horses and ponies	298	99	158	2,621	3,065
<b>TOP CROP ITEMS (acres)</b>					
Forage - land used for all hay and haylage, grass silage, and greenchop	10,997	6	159	1,677	3,059
All Wheat for grain	685	63	129	1,678	2,517
Corn for silage	(D)	31	85	(D)	2,307
Sorghum for silage	(D)	20	62	(D)	1,387
Almonds	(D)	1	1	(D)	72

**Other County Highlights**

Economic Characteristics	Quantity	Operator Characteristics	Quantity
Farms by value of sales		Principal operators by primary occupation:	
Less than \$1,000	123	Farming	187
\$1,000 to \$2,499	39	Other	162
\$2,500 to \$4,999	42		
\$5,000 to \$9,999	44	Principal operators by sex:	
\$10,000 to \$19,999	41	Male	316
\$20,000 to \$24,999	10	Female	33
\$25,000 to \$39,999	12		
\$40,000 to \$49,999	5	Average age of principal operator (years)	59.0
\$50,000 to \$99,999	5		
\$100,000 to \$249,999	9	All operators <sup>2</sup> by race:	
\$250,000 to \$499,999	7	White	438
\$500,000 or more	12	Black or African American	23
Total farm production expenses (\$1,000)	16,972	American Indian or Alaska Native	4
Average per farm (\$)	48,771	Native Hawaiian or Other Pacific Islander	-
		Asian	-
Net cash farm income of operation (\$1,000)	3,803	More than one race	-
Average per farm (\$)	10,927	All operators <sup>2</sup> of Spanish, Hispanic, or Latino Origin	5

(D) Cannot be disclosed. (Z) Less than half of the unit shown. See "Census of Agriculture, Volume 1, Geographic Area Series" for complete footnotes.

<sup>1</sup> Universe is number of counties in state or U.S. with item.

<sup>2</sup> Data were collected for a maximum of three operators per farm.