

2002 Census of Agriculture County Profile

Charlton, Georgia

Number of farms

101 farms in 2002, 100 farms in 1997, up 1 percent.

Land in farms

14,890 acres in 2002, 22,700 acres in 1997, down 34 percent.

Average size of farm

147 acres in 2002, 227 acres in 1997, down 35 percent.

Market Value of Production

\$4,165,000 in 2002, \$3,143,000 in 1997, up 33 percent.

Crop sales accounted for \$602,000 of the total value in 2002.

Livestock sales accounted for \$3,563,000 of the total value in 2002.

Market Value of Production, average per farm

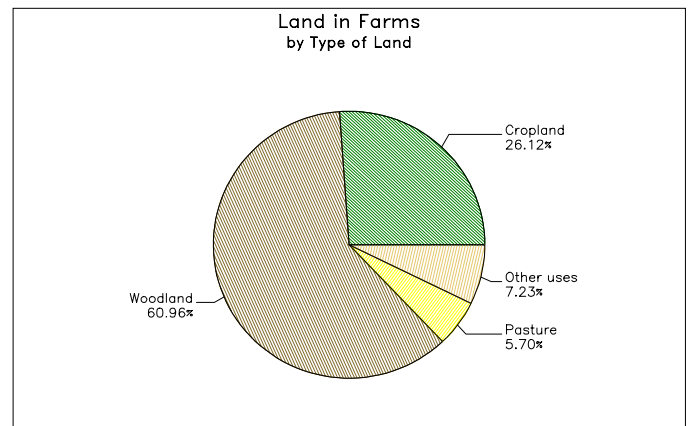
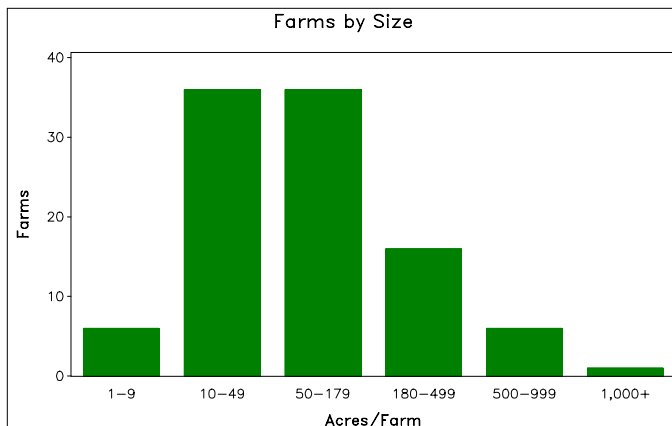
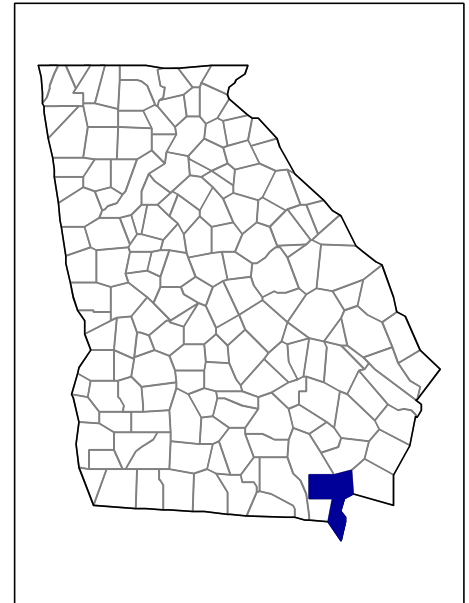
\$41,240 in 2002, \$31,433 in 1997, up 31 percent.

Government Payments

\$30,000 in 2002, \$2,000 in 1997, up 1,400 percent.

Government Payments, average per farm receiving payments

\$2,956 in 2002, \$315 in 1997, up 838 percent.



**2002 Census of Agriculture
County Profile
United States Department of Agriculture, Georgia Agricultural Statistics Service**

Charlton, Georgia

Ranked items among the 159 state counties and 3,078 U.S. counties, 2002

Item	Quantity	State Rank	Universe ¹	U.S. Rank	Universe ¹
MARKET VALUE OF AGRICULTURAL PRODUCTS SOLD (\$1,000)					
Total value of agricultural products sold	4,165	131	159	2,813	3,075
Value of crops including nursery and greenhouse	602	140	159	2,866	3,070
Value of livestock, poultry, and their products	3,563	102	159	2,504	3,070
VALUE OF SALES BY COMMODITY GROUP (\$1,000)					
Grains, oilseeds, dry beans, and dry peas	34	119	150	2,583	2,871
Tobacco	255	37	50	356	560
Cotton and cottonseed	-	-	93	-	656
Vegetables, melons, potatoes, and sweet potatoes	(D)	(D)	149	(D)	2,747
Fruits, tree nuts, and berries	(D)	(D)	151	(D)	2,638
Nursery, greenhouse, floriculture, and sod	138	116	148	1,972	2,708
Cut Christmas trees and short rotation woody crops	-	-	84	-	1,774
Other crops and hay	119	127	158	2,733	3,046
Poultry and eggs	3,230	83	142	715	2,918
Cattle and calves	292	140	159	2,857	3,053
Milk and other dairy products from cows	-	-	111	-	2,493
Hogs and pigs	(D)	(D)	135	(D)	2,919
Sheep, goats, and their products	-	-	152	-	2,997
Horses, ponies, mules, burros, and donkeys	(D)	(D)	151	(D)	3,014
Aquaculture	-	-	64	-	1,520
Other animals and other animal products	(D)	(D)	108	(D)	2,727
TOP LIVESTOCK INVENTORY ITEMS (number)					
Layers 20 weeks old and older	(D)	46	143	(D)	2,983
Cattle and calves	1,774	139	159	2,833	3,059
Colonies of bees	(D)	27	96	(D)	2,392
Horses and ponies	100	141	158	2,955	3,065
Hogs and pigs	87	95	141	2,390	2,926
TOP CROP ITEMS (acres)					
Forage - land used for all hay and haylage, grass silage, and greenchop	1,133	137	159	2,865	3,059
Corn for grain	280	90	145	2,136	2,592
Tobacco	94	34	50	343	563
Nursery stock	(D)	40	120	(D)	2,129
Corn for silage ³	(D)	(D)	85	(D)	2,307

Other County Highlights

Economic Characteristics	Quantity	Operator Characteristics	Quantity
Farms by value of sales		Principal operators by primary occupation:	
Less than \$1,000	32	Farming	35
\$1,000 to \$2,499	20	Other	66
\$2,500 to \$4,999	13	Principal operators by sex:	
\$5,000 to \$9,999	13	Male	85
\$10,000 to \$19,999	8	Female	16
\$20,000 to \$24,999	3	Average age of principal operator (years)	59.0
\$25,000 to \$39,999	1	All operators ² by race:	
\$40,000 to \$49,999	1	White	130
\$50,000 to \$99,999	6	Black or African American	-
\$100,000 to \$249,999	1	American Indian or Alaska Native	-
\$250,000 to \$499,999	1	Native Hawaiian or Other Pacific Islander	-
\$500,000 or more	2	Asian	-
Total farm production expenses (\$1,000)	3,564	More than one race	-
Average per farm (\$)	35,283	All operators ² of Spanish, Hispanic, or Latino Origin	3
Net cash farm income of operation (\$1,000)	1,163		
Average per farm (\$)	11,519		

(D) Cannot be disclosed. (Z) Less than half of the unit shown. See "Census of Agriculture, Volume 1, Geographic Area Series" for complete footnotes.

¹ Universe is number of counties in state or U.S. with item.

² Data were collected for a maximum of three operators per farm.

³ Items with a rank that cannot be disclosed are separated by a blank line, position in table does not indicate rank.